

Memory Analysis on the Training Course of DeepSeek Models

Ping Zhang, Lei Su

Baichuan-Inc
zhangping@baichuan-inc.com

Abstract

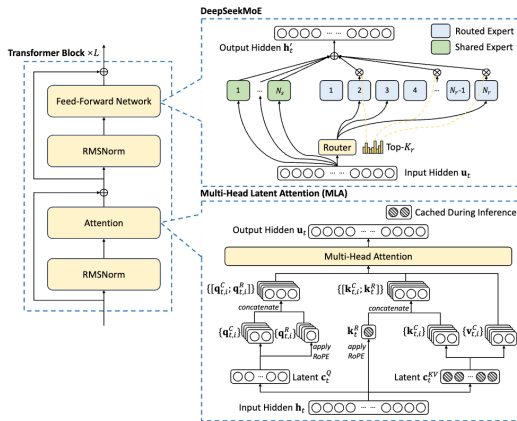
We present a theoretical analysis of GPU memory consumption during the training of DeepSeek models such as DeepSeek-v2 and DeepSeek-v3. Our primary objective is to clarify the device-level memory requirements associated with various distributed training configurations. Specifically, we examine critical factors influencing memory usage, including micro-batch size, activation recomputation policies, 3D parallelism, and ZeRO optimizations. It is important to emphasize that the training policies discussed in this report are not representative of DeepSeek’s official configurations. Instead, they are explored to provide a deeper understanding of memory dynamics in training of large-scale mixture-of-experts model.

1 Overview Architecture

1.1 Transformer Block

This report primarily focuses on analyzing the structural details of DeepSeek-v3 [1], which currently represents the state-of-the-art among open-source models. While the report addresses DeepSeek-v3, it is equally applicable to DeepSeek-v2 [2] and can also serve as a reference framework for analyzing general mixture-of-experts (MoE) models.

Figure 1 presents the fundamental transformer block of DeepSeek-v3. The overall architecture comprises 61 layers, each incorporating two RMSNorm operations, a Multi-Head Latent Attention (MLA) block, and a linear layer. The linear layers exhibit a hybrid structure: the first three transformer layers utilize conventional feed-forward networks (FFN), while the remaining 58 layers implement MoE linear.



$$\mathbf{c}_t^Q = W^{DQ} \mathbf{h}_t, \quad (37)$$

$$[\mathbf{q}_{t,1}^C; \mathbf{q}_{t,2}^C; \dots; \mathbf{q}_{t,n_h}^C] = \mathbf{q}_t^C = W^{UQ} \mathbf{c}_t^Q, \quad (38)$$

$$[\mathbf{q}_{t,1}^R; \mathbf{q}_{t,2}^R; \dots; \mathbf{q}_{t,n_h}^R] = \mathbf{q}_t^R = \text{RoPE}(W^{QR} \mathbf{c}_t^Q), \quad (39)$$

$$\mathbf{q}_{t,i} = [\mathbf{q}_{t,i}^C; \mathbf{q}_{t,i}^R], \quad (40)$$

$$\mathbf{c}_t^{KV} = W^{DKV} \mathbf{h}_t, \quad (41)$$

$$[\mathbf{k}_{t,1}^C; \mathbf{k}_{t,2}^C; \dots; \mathbf{k}_{t,n_h}^C] = \mathbf{k}_t^C = W^{UK} \mathbf{c}_t^{KV}, \quad (42)$$

$$\mathbf{k}_t^R = \text{RoPE}(W^{KR} \mathbf{h}_t), \quad (43)$$

$$\mathbf{k}_{t,i} = [\mathbf{k}_{t,i}^C; \mathbf{k}_{t,i}^R], \quad (44)$$

$$[\mathbf{v}_{t,1}^C; \mathbf{v}_{t,2}^C; \dots; \mathbf{v}_{t,n_h}^C] = \mathbf{v}_t^C = W^{UV} \mathbf{c}_t^{KV}, \quad (45)$$

$$\mathbf{o}_{t,i} = \sum_{j=1}^t \text{Softmax}_j \left(\frac{\mathbf{q}_{t,i}^T \mathbf{k}_{j,i}}{\sqrt{d_h + d_h^R}} \right) \mathbf{v}_{j,i}^C, \quad (46)$$

$$\mathbf{u}_t = W^O [\mathbf{o}_{t,1}; \mathbf{o}_{t,2}; \dots; \mathbf{o}_{t,n_h}], \quad (47)$$

Figure 1: Illustration of the basic architecture of DeepSeek-v3 [1]

1.2 Structure Configuration

Table 1 provides an overview of DeepSeek-v3’s structural configuration. Our analysis focuses on memory consumption during training using FP16/BF16 formats, as FP8 training implementation

remains outside the current scope. Consequently, certain FP8-related parameters, such as quantization scaling factors, are not included in this analysis.

Table 1: Structure configuration of DeepSeek-v3

Notation	Representation	Configuration of DeepSeek-v3	Value
h	hidden dimension	<i>hidden_size</i>	7168
h_E	hidden dimension of MoE’s MLP	<i>moe_intermediate_size</i>	2048
h_F	hidden dimension of non-MoE’s MLP	<i>intermediate_size</i>	18432
d_h	dimension per head	<i>qk_nope_head_dim</i>	128
n_h	No. of attention heads	<i>num_attention_heads</i>	128
d_{cq}	query compression dimension	<i>q_lora_rank</i>	1536
d_{hr}	per-head dimension of q/k for rope	<i>qk_rope_head_dim</i>	64
d_c	key-value compression dimension	<i>kv_lora_rank</i>	512
N	No. of routed experts in MoE layer	<i>n_routed_experts</i>	256
N_s	No. of shared experts in MoE layer	<i>n_shared_experts</i>	1
l	No. of transformer layers	<i>num_hidden_layers</i>	61
v	vocabulary size	<i>vocab_size</i>	129280

Table 2 delineates the dimensional specifications of parameter matrices within the MLA and MoE components. Our analysis concentrates on the MoE layers’ configurations, as these constitute the focal point of our memory consumption study. The first three transformer layers, which employ standard FFN, are significantly smaller in size compared to their MoE counterparts and are therefore excluded from this analysis.

Table 2: Shape of parameter matrices of MoE transformer block

Components	Parameter Matrix	Shape	Of DeepSeek-v3
MLA	W^{DQ}	$[d_{cq}, h]$	$[1536, 7168]$
	W^{UQ}	$[d_h * n_h, d_{cq}]$	$[16384, 1536]$
	W^{QR}	$[d_{hr} * n_h, d_{cq}]$	$[8192, 1536]$
	W^{DKV}	$[d_c, h]$	$[512, 7168]$
	W^{UK}	$[d_h * n_h, d_c]$	$[16384, 512]$
	W^{KR}	$[d_{hr}, h]$	$[64, 7168]$
	W^{UV}	$[d_h * n_h, d_c]$	$[16384, 512]$
	W^O	$[h, d_h * n_h]$	$[7168, 16384]$
MoE	<i>gate_proj</i>	$[h, h_E]$	$[7168, 2048]$
	<i>up_proj</i>	$[h, h_E]$	$[7168, 2048]$
	<i>down_proj</i>	$[h_E, h]$	$[2048, 7168]$

2 Model Parameter Counting

2.1 Layer-level Counting

Table 3 presents a detailed quantitative analysis of each component’s parameters per layer, expressing their memory footprint in both megabytes (MB) and gigabytes (GB) under FP16/BF16 precision. The aggregate parameter count (187,107,328) and corresponding memory requirements for the MLA components are derived directly from the dimensional specifications presented in Table 2. Unlike some transformer architectures, DeepSeek-v3’s training maintains separate parameters for the input token embedding matrix in the first layer and the output projection matrix in the final layer, i.e., word embeddings are not tied.

Table 3: Model parameter counting at layer-level (dtype: BF/FP16)

Layers	Modules	Shapes	No. Parameters	Per Layer	MB	GB
Layer 0	Embedding	[129280, 7168]	926,679,040	1.5 B	2880	2.8
	MLA	-	187,107,328			
	MLP	3 * [7168, 18432]	396,361,728			
	LN	2*7168+1536+512	16,384			
Layers 1 - 2	MLA	-	187,107,328	0.58 B	1112	1.1
	MLP	3 * [7168, 18432]	396,361,728			
	LN	2*7168+1536+512	16,384			
Layers 3 - 59	MLA	-	187,107,328	11.5 B	21950	21.44
	Gate	[256, 7168]	1,835,008			
	MoE	3 * [7168, 2048] * 257	11,318,329,344			
	LN	2*7168+1536+512	16,384			
Layer 60	MLA	-	187,107,328	12.4 B	23712	23.16
	Gate	[256, 7168]	1,835,008			
	MoE	3 * [7168, 2048] * 257	11,318,329,344			
	LN	2*7168+1536+512	16,384			
	Head	[7168, 129280]	926,679,040			
Total				671 B	1,280,000	1250

2.2 Stages of Pipeline Parallel

To quantify the peak memory utilization per GPU device, we use PP16 pipeline parallel as our case study, which is the same as DeepSeek’s official configuration. We focus on identifying and analyzing the pipeline stage that encompasses the maximum parameter volume. As detailed in Table 4, Stages 1-14 exhibit identical architecture and collectively constitute the largest parameter footprint, with each stage requiring 86 GB for static parameter storage.

A detailed examination of any single stage within Stages 1-14 provides sufficient information to determine the global peak memory requirements per GPU. For example, Stage 1 contains four sequential layers (layers 4-7). Each layer implements a MoE architecture with the following consecutive components: RMSNorm, MLA, RMSNorm, and FFN-MoE (MoE-enhanced feed-forward network).

Table 4: Per-stage memory demands of model parameters under PP16 (dtype: BF/FP16)

Stage	No. Layers Per Stage	No. Params Per Stage	Size in GB
Stage 0	4	14.16 B	26
Stages 1 – 14	4	46 B	86
Stage 15	1	12.4 B	23
Sum	61	671 B	1250

3 Static Parameters Analysis

Note that all the following analysis focuses on a single PP Stage. Firstly, we examine the device-level static parameter partitioning, which is primarily governed by three parallelization strategies: Tensor Parallelism (TP), Expert Parallelism (EP), and Expert Tensor Parallelism (ETP). For this investigation, we utilize the parallel configuration outlined in Table 5 as a reference case. The implementation of TP follows the method established in Megatron-LM [3], which defines the transformer block incorporating MLA and MoE components as follows.

```

# megatron-lm/megatron/core/models/gpt/gpt_layer_specs.py:#L94
if multi_latent_attention:
    return ModuleSpec(
        module=TransformerLayer,
        submodules=TransformerLayerSubmodules(
            input_layernorm=TENorm,
            self_attention=ModuleSpec(
                module=MLASelfAttention,
                params={"attn_mask_type": AttnMaskType.causal},
                submodules=MLASelfAttentionSubmodules(
                    linear_q_proj=TEColumnParallelLinear,
                    linear_q_down_proj=TENoParallelLinear,
                    linear_q_up_proj=(
                        TELayerNormColumnParallelLinear
                        if qk_layernorm
                        else TEColumnParallelLinear
                    ),
                    linear_kv_down_proj=TENoParallelLinear,
                    linear_kv_up_proj=(
                        TELayerNormColumnParallelLinear
                        if qk_layernorm
                        else TEColumnParallelLinear
                    ),
                    core_attention=TEDotProductAttention,
                    linear_proj=TERowParallelLinear,
                    q_layernorm=IdentityOp,
                    kv_layernorm=IdentityOp,
                ),
            ),
            self_attn_bda=get_bias_dropout_add,
            pre_mlp_layernorm=TENorm if num_experts else IdentityOp,
            mlp=mlp,
            mlp_bda=get_bias_dropout_add,
        ),
    )
)

```

Table 5: Parallel configuration used in case study

Notation	Short For	Value
DP	data parallelism	32
TP	tensor parallelism	2
PP	pipeline parallelism	16
EP	expert parallelism	8
ETP	expert tensor parallelism	1
EDP	expert data parallelism	8

3.1 RMSNorm 1/2

In the PP16@TP2 parallel configuration, both RMSNorm components within each layer are replicated across all TP ranks, operating independently of TP partitioning, i.e., each TP rank maintains complete parameters for 8 RMSNorm operations distributed across 4 consecutive layers.

Therefore, the total parameters per rank can be calculated as follows:

- per-layer parameter composition: $(7168 \times 2 + 1536 + 512) = 16,384$
- total parameters across 4 layers: $(7168 \times 2 + 1536 + 512) \times 4 = 65,536$

Using BF16 (or FP16) format, which requires 2 bytes per parameter, the total memory footprint per GPU for RMSNorm parameters amounts to $65,536 \times 2 = 131,072$ bytes.

3.2 MLA

The implementation of MLA in Megatron-LM exhibits subtle architectural variations from the standard MLA employed in DeepSeek-v3. While these differences influence our analysis, their impact on overall memory estimation remains manageable for several reasons: (1) The parameter volume ratio between MLA and MoE components is notably disproportionate (approximately 1.8 : 113); (2) Consequently, any estimation discrepancies in the MLA component have small impact on the global memory analysis.

According to the Megatron-LM implementation of MLA, we partition the following parameters using TP. (1) W^{UQ} , W^{UK} , W^{UV} , and W^O are split across TP ranks. (2) W^{DQ} , W^{DKV} , W^{QR} , and W^{KR} are replicated on each rank without TP partitioning. Under the PP16@TP2 configuration, the parameter storage requirements per TP rank are calculated as follows:

- **TP Partitioned Parameters:** $(16384 \times 1536 + 16384 \times 512 \times 2 + 7168 \times 16384) \times 4 / 2 = 318,767,104$
- **Replicated Parameters:** $(1536 \times 7168 + 512 \times 7168 + 8192 \times 1536 + 64 \times 7168) \times 4 = 110,886,912$
- **Total Parameters:** $318,767,104 + 110,886,912 = 429,654,016$

Using the BF16 data type, the memory requirement per GPU is: $429,654,016 \times 2 = 859,308,032$ bytes.

3.3 FFN-MoE

The MoE layer consists of two components: the Router and the Experts. The Router parameters are not partitioned using TP, with a total parameter count of $256 \times 7168 = 1,835,008$. For the MoE component, under the PP16@EP8@ETP1 configuration: Each stage contains 4 layers. The 256 routing experts per layer are evenly distributed across 8 ranks, resulting in 32 routing experts per rank. The shared expert is replicated across all ranks (as seen in bellow code). With ETP1 the parameter matrices of individual experts are not partitioned using TP.

```
# megatron-lm-bc/megatron/core/transformer/moe/moe_layer.py: #L112
if self.use_shared_expert:
    self.shared_experts = build_module(self.submodules.shared_experts, config=self
                                     .config)
```

Thus, each EP rank stores:

$$4 \text{ layers} \times (32 \text{ routing experts} + 1 \text{ shared expert}) = 132 \text{ experts.}$$

The total parameter count per rank for the experts is:

$$132 \times 3 \times 7168 \times 2048 = 5,813,305,344.$$

Combining the Router and Experts components, the total parameter count per rank is:

$$1,835,008 \times 4 + 5,813,305,344 = 5,820,645,376.$$

The memory requirement per GPU is: $5,820,645,376 \times 2 = 11,641,290,752$ bytes.

3.4 Model Parameters Per Device

Table 6 summarizes the memory consumption of static parameters per device.

Table 6: Model Parameters Per Device: Summary (dtype: BF/FP16)

Modules	No. Params Per Device	Bytes Per Device	KB	MB	GB
RMSNorm 1&2	65,536	131,072	128	-	-
MLA	429,654,016	859,308,032	-	819.5	-
Non-MoE Part	429,719,552	859,439,104	-	819.7	-
MoE	5,820,645,376	11,641,290,752	-	11,102	10.84
Total	6,250,364,928	12,500,729,856	-	11,922	11.64

4 DeepSpeed ZeRO

DeepSpeed ZeRO [4, 5] currently supports three strategies: `os`, `os+g`, and `os+g+params`. `os` shards the optimizer states across the DP groups; `os+g` shards both the optimizer states and gradients across the DP groups; `os+g+params` shards the optimizer states, gradients, and model weights across the DP groups.

The memory consumption per device depends on which of these strategies is employed. It is important to note that the DP and EDP configurations can differ, and thus the memory requirements of MoE part and non-MoE part must be calculated separately under ZeRO optimizations. The following analysis of the ZeRO strategies is based on the parallel configuration described in Table 5. Table 7 shows the data type used in the case study.

Table 7: Data type used in the case study

Data	Type	Bytes Per Param/Value	
Weights	BF16	2	
Activation	BF16	2	
Gradients	FP32	4	
Optimizer	- Copy of parameters	FP32	4
	- Momentum	BF16	2
	- Variance	BF16	2

Table 8 illustrates the memory consumption per device under different ZeRO optimization strategies, where the baseline model without ZeRO requires 11.64 GB for parameters, 23.3 GB ($6,250,364,928 \times 4$) for optimizer states, and 46.6 GB ($6,250,364,928 \times 8$) for gradients. The implementation of various ZeRO strategies progressively reduces memory usage. The `os` strategy reduces the memory consumption of optimizer states per device to 5.52 GB, as

$$\left(\frac{429,719,552}{32 \text{ DP}} + \frac{5,820,645,376}{8 \text{ EDP}}\right) \times 8.$$

The `os+g` further reduces gradients memory per device to 2.76 GB, as

$$\left(\frac{429,719,552}{32 \text{ DP}} + \frac{5,820,645,376}{8 \text{ EDP}}\right) \times 4.$$

Finally, the `os+g+params` further reduces parameter memory per device to 1.38 GB, as

$$\left(\frac{429,719,552}{32 \text{ DP}} + \frac{5,820,645,376}{8 \text{ EDP}}\right) \times 2.$$

Table 8: Memory consumption with different ZeRO optimizations

ZeRO	Static Parameters	Gradients	Optimizer	P+G+O
None	11.64 GB	23.3 GB	46.6GB	81.54 GB
<code>os</code>	11.64 GB	23.3 GB	5.52 GB	40.46 GB
<code>os+g</code>	11.64 GB	2.76 GB	5.52 GB	19.92 GB
<code>os+g+params</code>	1.38 GB	2.76 GB	5.52 GB	9.66 GB

5 Activation Analysis

The activation memory should account for the recomputation strategy [6]. Recomputation introduces a little bit complexity; for instance, in selective recomputation, it is necessary to determine how many layers to recompute, which specific layers to target, and which components within each layer should be recomputed. Table 9 shows configurations used in the case study of activation memory analysis. In this report, we consider the two native cases:

Table 9: Configurations of activation analysis

Notation	Representation	Of DeepSeek-v3	Value
b	micro batch size	-	1/2/4
s	sequence length	-	4096
N_r	number of routed experts for each token	$n_routed_experts$	8
N	number of experts in each MoE layer	$num_experts$	256
E_{token}	avg. No. of tokens processed by a single expert	-	$bs * N_r / N$
SP	sequence parallelism	-	On, 2
CP	context parallelism	-	1
AC	activation recomputation	-	None, Full

- **No Recomputation:** No activation data is recomputed, and all intermediate activations are stored in memory.
- **Full Recomputation:** All intermediate activations are recomputed during the backward pass, minimizing memory usage at the cost of additional computational overhead.

5.1 MLA

Figure 2 illustrates the activation patterns during MLA computation, where the total activation size (in bytes) without any parallelization is given by the following formula:

$$4bsh + 2bs(d_{cq} + d_c) + 4bs(d_h + d_{hr}) \cdot n_h + 2bs(d_h \cdot n_h) + 5bn_h s^2 + 2bs(d_h \cdot n_h) + bsh$$

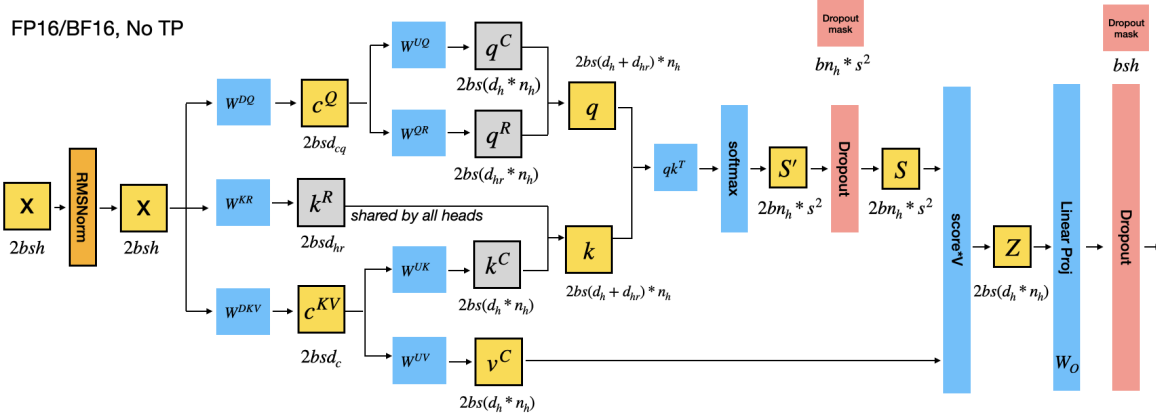


Figure 2: Activation pattern of MLA

The activation memory of MLA component under the parallel strategy of TP2@SP2@CP1 reveals significant differences between non-recomputation and full-recomputation. Without recomputation, the total activation size per GPU for a single layer is:

$$M_1^A = \frac{4bsh}{2} + 2bs(d_{cq} + d_c) + \frac{4bs(d_h + d_{hr})n_h}{2} + \frac{2bs(d_h n_h)}{2} + \frac{5bn_h s^2}{2} + \frac{2bs(d_h n_h)}{2} + \frac{bsh}{2}$$

Notably, the term $2bs(d_{cq} + d_c)$ remains undivided by SP due to the replication of weights W^{DQ} , W^{DKV} , W^{QR} , and W^{KR} across ranks. For a four-layer PP stage, the total memory required per device for MLA activation becomes

$$4M_1^A = 10bsh + 8bs(d_{cq} + d_c) + 16bsd_h * n_h + 8bsd_{hr}n_h + 10bn_h s^2.$$

In contrast, with the full-recomputation, the memory footprint reduces significantly to $M_2^A = 2bsh/2$ per layer, as only the initial inputs before RMSNorm for both Attention and MLP components are retained, resulting in $4M_2^A = 4bsh$ for four layers.

5.2 MoE Linear

For MoE layers with balanced load distribution, the average number of tokens processed by a single expert per MoE layer and micro batch is estimated by

$$E_{token} = \frac{bs * N_r}{N}.$$

Figure 3 shows the activation pattern of MoE linear. The activation memory of MoE linear per layer under SP2@EP8@ETP1 configuration without recomputation is:

$$M_1^E = 4bsh/2 + 4bsN + 2bsN_r + 32 * (3 * E_{token} * h + 8 * E_{token} * h_E) + 1(3bsh + 8bsh_E),$$

which simplifies to

$$M_1^E = 5bsh + 4bsN + 2bsN_r + bs * N_r/N * (96h + 256h_E) + 8bsh_E$$

after substituting E_{token} . For a four-layer PP stage, the total activation memory per device amounts to

$$4M_1^E = 20bsh + 16bsN + 8bsN_r + 4bs * N_r/N * (96h + 256h_E) + 32bsh_E.$$

With full recomputation, the memory footprint reduces to $M_2^E = bsh + 2bsN_r$ per layer, maintaining the Router outputs for consistency. The four-layer configurations require $4M_2^E = 4bsh + 8bsN_r$.

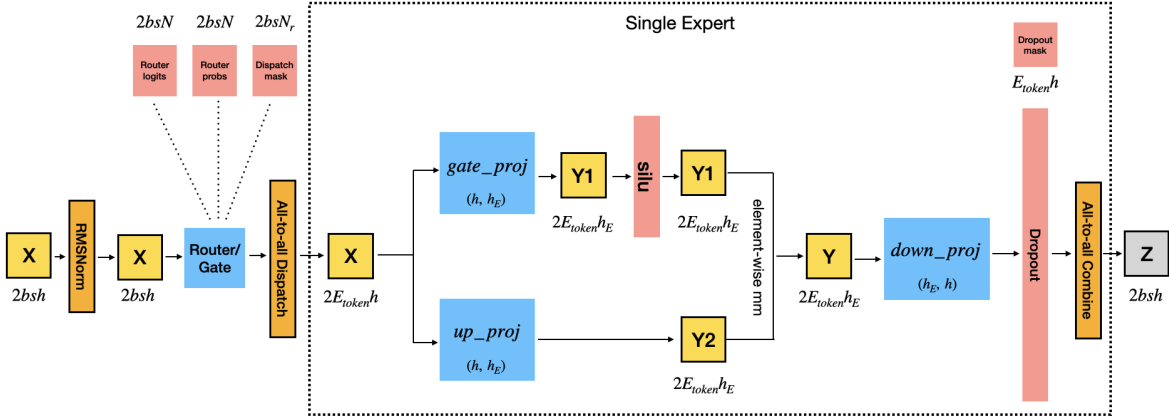


Figure 3: Activation pattern of MoE linear

5.3 Activation memory per device

Table 10 summarizes the above analysis for activation.

Table 10: Activation memory per device

Components	AC None	AC Full
MLA	$10bsh + 8bs(d_{cq} + d_c) + 16bsd_h * n_h + 8bsd_{h_r} * n_h + 10bn_h s^2$	$4bsh$
MoE	$20bsh + 16bsN + 8bsN_r + 4bs * N_r/N * (96h + 256h_E) + 32bsh_E$	$4bsh + 8bsN_r$
Total	$4(M_1^A + M_1^E)$	$8bsh + 8bsN_r$

6 Temporal Buffer and Fragmentation

Training memory estimation in practical implementations is affected by two additional factors. First, memory fragmentation, which typically ranges from 5% to 30% of the total allocated memory, introduces overhead that must be considered in training analysis. Second, temporary communication buffers required for inter-GPU data transfer generally occupy between 0.8 GB to 2 GB per device, depending on the specific parallel configuration and communication patterns.

References

- [1] Aixin Liu, Bei Feng, Bing Xue, Bingxuan Wang, Bochao Wu, Chengda Lu, Chenggang Zhao, Chengqi Deng, Chenyu Zhang, Chong Ruan, et al. Deepseek-v3 technical report. *arXiv preprint arXiv:2412.19437*, 2024.
- [2] Aixin Liu, Bei Feng, Bin Wang, Bingxuan Wang, Bo Liu, Chenggang Zhao, Chengqi Deng, Chong Ruan, Damai Dai, Daya Guo, et al. Deepseek-v2: A strong, economical, and efficient mixture-of-experts language model. *arXiv preprint arXiv:2405.04434*, 2024.
- [3] Deepak Narayanan, Mohammad Shoeybi, Jared Casper, Patrick LeGresley, Mostofa Patwary, Vijay Korthikanti, Dmitri Vainbrand, Prethvi Kashinkunti, Julie Bernauer, Bryan Catanzaro, et al. Efficient large-scale language model training on gpu clusters using megatron-lm. In *Proceedings of the International Conference for High Performance Computing, Networking, Storage and Analysis*, pages 1–15, 2021.
- [4] Jeff Rasley, Samyam Rajbhandari, Olatunji Ruwase, and Yuxiong He. Deepspeed: System optimizations enable training deep learning models with over 100 billion parameters. In *Proceedings of the 26th ACM SIGKDD International Conference on Knowledge Discovery & Data Mining*, pages 3505–3506, 2020.
- [5] Samyam Rajbhandari, Jeff Rasley, Olatunji Ruwase, and Yuxiong He. Zero: Memory optimizations toward training trillion parameter models. In *SC20: International Conference for High Performance Computing, Networking, Storage and Analysis*, pages 1–16. IEEE, 2020.
- [6] Vijay Anand Korthikanti, Jared Casper, Sangkug Lym, Lawrence McAfee, Michael Andersch, Mohammad Shoeybi, and Bryan Catanzaro. Reducing activation recomputation in large transformer models. *Proceedings of Machine Learning and Systems*, 5:341–353, 2023.