

Machine Learning for Ground State Preparation via Measurement and Feedback

Chuanxin Wang (王传新)^{1,2} and Yi-Zhuang You (尤亦庄)²

¹College of Physics, Jilin University, Changchun 130012, China

²Department of Physics, University of California, San Diego, La Jolla, CA 92037, USA

We present a recurrent neural network-based approach for ground state preparation utilizing mid-circuit measurement and feedback. Unlike previous methods that use machine learning solely as an optimizer, our approach dynamically adjusts quantum circuits based on real-time measurement outcomes and learns distinct preparation protocols for different Hamiltonians. Notably, our machine learning algorithm consistently identifies a state preparation strategy wherein all initial states are first steered toward an intermediate state before transitioning to the target ground state. We demonstrate that performance systematically improves as a larger fraction of ancilla qubits are utilized for measurement and feedback, highlighting the efficacy of mid-circuit measurements in state preparation tasks.

INTRODUCTION

Ground state preparation is a fundamental task in quantum information science. The variational quantum eigensolver (VQE) is a hybrid quantum-classical algorithm that leverages the variational principle to prepare an approximate ground state of a given Hamiltonian [1]. Traditionally, VQE implementations rely on unitary operations to prepare the ground state [2–12]. Recent advances have demonstrated that mid-circuit measurements with feedback can reduce computational resources in quantum information processing [13–18]. These approaches involve performing measurements during the execution of unitary operations, with subsequent operations conditioned on the measurement outcomes. Designing an effective quantum protocol that integrates measurement-based feedback to control unitary gates remains an open challenge for ground-state preparation tasks.

Machine learning (ML) has recently attracted interest as a method for controlling unitary gates conditioned on measurement outcomes [19, 20]. In the context of optimizing VQE [21–25], most prior studies have employed ML as an optimization tool, solving instances on a case-by-case basis. In contrast, we aim to develop a protocol in which ML learns to dynamically control quantum circuits based on measurement feedback. Furthermore, our algorithm learns to generate different state preparation protocols conditioned on different target Hamiltonians as input information.

In this paper, we propose a recurrent neural network (RNN) framework for ground-state preparation. The ground state is represented as a density matrix that minimizes the energy expectation value of the Hamiltonian, which serves as the loss function for RNN optimization. The initial state is an arbitrary pure or mixed state, unknown to the RNN. The preparation process unfolds over multiple time steps, with measurements performed at the end of each step. After each unitary operation and measurement cycle, the RNN updates its control strat-

egy based on all prior measurement outcomes, adjusting subsequent quantum gates accordingly. Additionally, the RNN integrates measurement outcomes to infer the current state and prepare the target ground state based on its knowledge about the Hamiltonian.

This paper is organized as follows: In Sec. , we illustrate the design of the RNN and the training strategy. The results of single- and two-qubit state preparation are discussed in Sec. . Finally, the summary and future perspectives are presented in Sec. .

METHOD

Initial State Setting

For a system with N qubits, we define N^{sys} as the number of system qubits and N^{anc} as the number of ancilla qubits, such that $N = N^{\text{sys}} + N^{\text{anc}}$.

To be general, we assume that the initial state of the system qubits can be either pure or mixed. It can also be sampled randomly. For example, Fig. 1 illustrates a quantum circuit used to prepare a random pure initial state, $\rho_0^{p,\text{sys}}$. Single-qubit rotation gates, $R_x = e^{i(\theta/2)\sigma_x}$ and $R_z = e^{i(\varphi/2)\sigma_z}$, are applied with gate angles θ, φ randomized in the range $[0, 2\pi]$, allowing the initial $|0\rangle$ state to be mapped to any point on the Bloch sphere. Entanglement among qubits is introduced through controlled R_z gates.

The mixed initial state of the system qubits is constructed by sampling a statistical mixture of random pure states:

$$\rho_0^{m,\text{sys}} = \sum_q p_q \rho_{0,q}^{p,\text{sys}}, \quad (1)$$

where $\rho_{0,q}^{p,\text{sys}}$ is the q -th pure state generated by the circuit in Fig. 1. The coefficients p_q are randomly sampled within $(0, 1)$ and satisfy the normalization condition $\sum_q p_q = 1$.

The initial state of the ancilla qubits at each time step

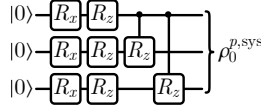


FIG. 1. The architecture of the quantum circuit for the 3-qubit pure-state preparation.

t is given by

$$\rho_t^{\text{anc}} = (|0\rangle\langle 0|)^{\otimes N^{\text{anc}}}. \quad (2)$$

The total initial state of the system and ancilla qubits is then

$$\rho_0 = \rho_0^{\text{sys}} \otimes \rho_0^{\text{anc}}, \quad (3)$$

where ρ_0^{sys} can either be a random pure state $\rho_0^{p,\text{sys}}$ or a random mixed state $\rho_0^{m,\text{sys}}$ in our implementation. In this way, our algorithm can be trained to prepare target ground states from various generic initial states.

Quantum Circuits and Measurements

The quantum circuits are implemented using PENNY-LANE [26]. For a T time step preparation, each quantum circuit consists of the same type of unitary operations U_{θ_t} . From $t = 0$ to $t = T - 1$, measurements $P_{\mathbf{m}_t}$ are performed, while no measurement is conducted in the final step. The quantum circuit QC_t for a two-qubit preparation is shown in Fig. 2. It consists of $N^{\text{sys}} = 2$ system qubits, $N_m^{\text{anc}} = 2$ ancilla qubits for measurement and feedback, and $N_t^{\text{anc}} = 2$ ancilla qubits that are traced out. The unitary operator U_{θ_t} is parametrized by gate parameters θ_t , which define single-qubit rotations around the X and Y axes, as well as controlled- X gates that introduce entanglement.

In each quantum circuit QC_t , the input state is given

$$\rho_{t-1} = \rho_{t-1}^{\text{sys}} \otimes \rho_{t-1}^{\text{anc}}. \quad (4)$$

The unitary operator U_{θ_t} and projector $P_{\mathbf{m}_t}$ are then applied to the input state to compute the output state ρ_t^{sys} before tracing out ancilla qubits:

$$\begin{aligned} \rho_t^{\text{sys}} &= \text{Tr} \left(P_{\mathbf{m}_t} U_{\theta_t} \rho_{t-1} U_{\theta_t}^\dagger P_{\mathbf{m}_t} \right) \\ &:= \mathcal{C}_{\theta_t, \mathbf{m}_t} \left[\rho_{t-1}^{\text{sys}} \right], \end{aligned} \quad (5)$$

which defines the quantum process $\mathcal{C}_{\theta_t, \mathbf{m}_t}$ at step t . The projector $P_{\mathbf{m}_t}$ reads

$$P_{\mathbf{m}_t} = \prod_l \frac{\mathbb{1} + m_{t,l} \sigma_z}{2}, \quad (6)$$

where \mathbf{m}_t labels the binary string of measurement outcomes at step t

$$\mathbf{m}_t = (m_{t,1}, m_{t,2}, \dots, m_{t, N_m^{\text{anc}}}) \in \{0, 1\}^{\otimes N_m^{\text{anc}}}, \quad (7)$$

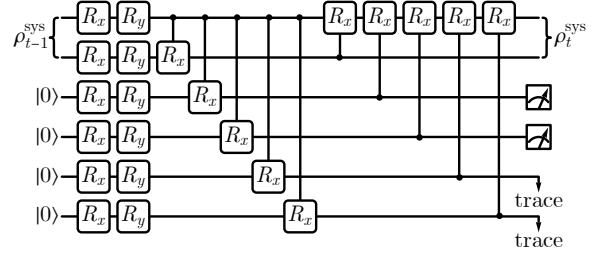


FIG. 2. The architecture of the quantum circuit QC_t in the case of two-qubit state preparation.

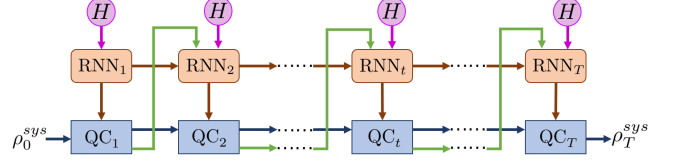


FIG. 3. Structure of an n -step RNN controlled quantum state preparation. Red arrows: classical control/memory information flow. Green arrows: measurement outcome feeding. Blue arrows: quantum state evolution. Pink arrows: injections of Hamiltonian information.

with $m_{t,l}$ being the measurement outcome of the i -th qubit. $\mathbb{1}$ is the identity operator, and σ_z is the Pauli-Z operator.

RNN Architecture

The architecture of the RNN is shown in Fig. 3, which is implemented using the TENSORFLOW platform [27]. The brown squares represent LSTM-type RNN cells [28], while the blue squares correspond to quantum circuits. At each time step t , the RNN cell takes all previous measurement outcomes and a given Hamiltonian as inputs to compute the gate parameters θ_t :

$$\theta_t = \mathcal{F}_\varphi (\mathbf{m}_1, \mathbf{m}_2, \dots, \mathbf{m}_{t-1}, H), \quad (8)$$

where \mathcal{F} denotes the LSTM cell computation, and subscript φ indicates RNN parameters. The output of the RNN, θ_t , serves as the parameters for the unitary operator U_{θ_t} , with brown arrows indicating the information flow between RNN cells and quantum circuits. The pink and green arrows represent the input of the Hamiltonian H and the passing of the measurement outcomes \mathbf{m}_{t-1} , respectively. Measurement outcomes prior to time step t are effectively stored in the memory cell states, which are passed down along the brown arrows from one RNN cell to the next, along with the hidden states.

Loss Function

Given the Hamiltonian H as input, starting from the initial state ρ_0^{sys} , Eqs. (5) and (8) jointly specify a quantum-classical recurrent dynamics that prepares $\rho_T^{\text{sys}}(\varphi)$ after T steps, which is ultimately parametrized by the RNN model parameter φ , as illustrated in Fig. 3.

The loss function can be defined as the expectation value of the energy of the given Hamiltonian H on the generated state ρ_T^{sys} ,

$$E(\varphi) = \text{Tr}(\rho_T^{\text{sys}}(\varphi)H). \quad (9)$$

Since the ground state energy E_{\min} corresponds to the minimum of the energy spectrum, minimizing Eq. (9) yields both an estimation of $E_{\min} \approx \min_{\varphi} E(\varphi)$, and the corresponding protocol to prepare the ground state ρ_T^{\min} as the RNN gets trained.

In terms of the Hamiltonian used to train the algorithm, for single-qubit preparation, the randomly sampled Hamiltonian is given by

$$H = h_x \sigma_x + h_y \sigma_y + h_z \sigma_z, \quad (10)$$

where $\sigma_x, \sigma_y, \sigma_z$ are Pauli matrices. The coefficients h_x, h_y, h_z are randomly sampled in $[-1, 1]$. For an n -qubit system, the general form of the Hamiltonian is a linear combination of all Pauli string operators as

$$H = \sum_{a,b,\dots,c=x,y,z,I} h_{ab\dots c} \sigma_a^1 \otimes \sigma_b^2 \otimes \dots \otimes \sigma_c^n, \quad (11)$$

where σ_I is the identity operator, and the superscripts denote the qubit labels. The real coefficients $h_{ab\dots c}$ are sampled within $[-1, 1]$ uniformly. We expect the RNN to learn the ground state preparation strategy for any generic Hamiltonian after training, although this method is not scalable for large systems. We suspect that imposing locality constraints on the Hamiltonian and training on quantum devices may enable the algorithm to gain scalability, but we will leave that to future research.

Training Strategy

For each epoch during training, Eq. (5) is repeated T times to calculate the output state of system qubits ρ_T^{sys} , where Eq. (8) generates parameters θ_t of unitary gates. The loss function is then computed using the output ρ_T^{sys} from Eq. (9). The RNN parameters θ_t are optimized using the ADAM optimizer [29] through backpropagation. The initial state of system qubits ρ_0^{sys} , and the Hamiltonian H are randomly sampled as described in Subsections and .

RESULTS

Single-qubit State Preparation

In the case of single-qubit preparation, we take $n = 5$ time steps, using two ancilla qubits for measurements and two for tracing out. The initial states are mixed states. The randomly sampled Hamiltonian follows the general construction in Eq. (10).

For test our trained model, we select the test Hamiltonian as $H = \cos(\theta)\sigma_x + \sin(\theta)\sigma_y/\sqrt{2} + \sin(\theta)\sigma_z/\sqrt{2}$, where $\theta \in [0, 2\pi)$ with uniform distribution (which is a subset of all training Hamiltonians). Figure 4 shows 100 samples of ρ_i at each time steps. The RNN takes the strategy to divide state preparation into two stages: From $T = 0$ to $T = 3$, the RNN prepares the pure state $|0\rangle$ from whatever random initial states ρ_0 . From $T = 4$ to $T = 5$, the RNN rotates $|0\rangle$ to the target ground state specified by the given single-qubit Hamiltonian. The measurement outcomes are effectively used by the RNN at all time steps so that it can learn the state of the system and accordingly propose the future quantum operation. However, the information of the Hamiltonian is only effectively used in the last two steps, as the RNN aims to bring all initial states to $|0\rangle$ within the first four time steps.

Two-qubit State Preparation

For the two-qubit preparation, we adopt $n = 8$ time steps and the same quantum circuit structure as shown in Fig. 2. The initial states are pure states. The randomly sampled two-qubit Hamiltonian takes the form of

$$H = \sum_{ab} h_{ab} \sigma_a^1 \sigma_b^2, \quad (12)$$

where $h_{ab} \in [-1, 1]$ and $a, b = x, y, z, I$.

After training, we select the Hamiltonian of Eq. (12) as the test Hamiltonian with 100 random samples. Figure 5 exhibits simulation results, where the blue line denotes the average fidelity, and the green line denotes the average expectation value of the Hamiltonian $\sigma_z \sigma_z$. The results of ZZ-expectation values suggest that the RNN follows a strategy similar to the single-qubit case: to prepare from any random input state to $|00\rangle$ from $T = 0$ to $T = 5$, and then to prepare the target ground state from $|00\rangle$ from $T = 6$ to $T = 8$. Consistent with the ZZ-expectation results, the fidelity significantly increases only in the last two time steps.

Explore the Role of Ancilla Qubits

Universally, there are three ways that ancilla qubits can be treated in each step of the quantum process: to be

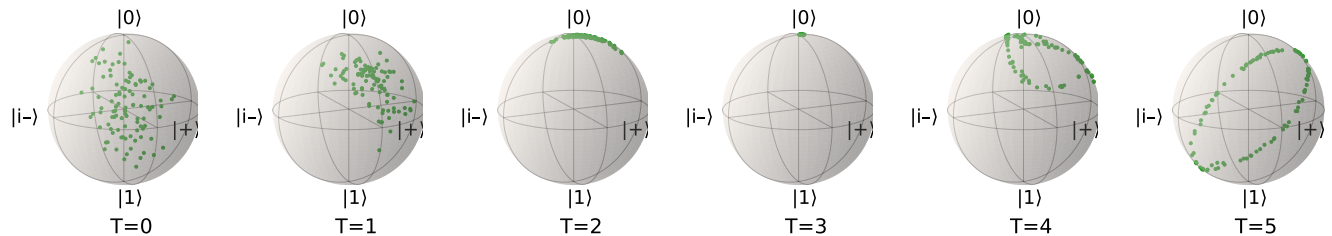


FIG. 4. The single qubit preparation results of 100 random samples. From $T = 0$ to $T = 3$, the RNN prepares all mixed initial states to $|0\rangle$. From $T = 4$ to $T = 5$, the RNN prepares the target ground state based on the input Hamiltonian.

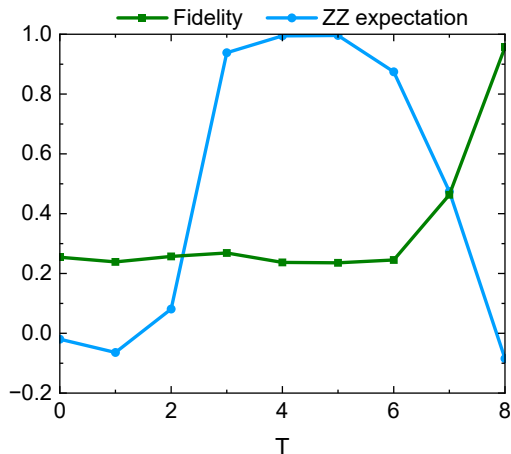


FIG. 5. The average fidelity and expectation value of $\sigma_z^1 \sigma_z^2$ of 100 samples at different time steps. The ZZ expectation approaches one at $T = 4$ and $T = 5$, indicating that the RNN first prepare all the initial states to $|00\rangle$, and subsequently to the ground state of the sampled Hamiltonian. The fidelity is significantly increased only at the last two time steps, aligning with ZZ-expectation results.

traced out, to be measured with feedback, and to be measured and without feedback. Let N^{anc} be the total number of ancilla qubits, which further partitions into N_m^{anc} ancilla qubits for measurement-and-feedback and N_t^{anc} ancilla qubits to be traced out. We would like to explore how the choice of these hyper-parameters ($N_m^{\text{anc}}, N_t^{\text{anc}}$) affects the performance of our model. In the following experiment, we choose $N^{\text{anc}} = 2, 3, 4$, with N_m^{anc} ranging from $N_m^{\text{anc}} = 1$ to N_m^{anc} , and $N_t^{\text{anc}} = N^{\text{anc}} - N_m^{\text{anc}}$.

We evaluate the performance of the RNN model by the average fidelity between the model prepared state ρ_T^{sys} and the target ground state ρ_T^{min} over 100 random samples. Because the optimization of the RNN fluctuates each time, each choice of the hyper-parameter ($N_m^{\text{anc}}, N_t^{\text{anc}}$) is trained three times to select the one with highest average fidelity for comparison.

Table I lists the average fidelity for each choice of ($N_m^{\text{anc}}, N_t^{\text{anc}}$). We observe the following features.

TABLE I. The average fidelity of 100 samples for different choices of ancilla qubits in the case of two-qubit ground state preparation.

	Fidelity
$N = 2, N_m = 1$	0.908
$N = 2, N_m = 2$	0.853
$N = 3, N_m = 1$	0.913
$N = 3, N_m = 2$	0.929
$N = 3, N_m = 3$	0.879
$N = 4, N_m = 1$	0.914
$N = 4, N_m = 2$	0.940
$N = 4, N_m = 3$	0.953
$N = 4, N_m = 4$	0.888

- Increasing the total number of ancilla qubits, N^{anc} , improves accuracy. This is because additional quantum resources facilitate more effective ground state preparation.
- Accuracy can also be enhanced by allocating more ancilla qubits for measurement and feedback. A greater N_m^{anc} indicates more measurement readout in each step, which provides the RNN with more information about the quantum system, enabling it to make more precise control decisions for ground state preparation task.
- However, using all ancilla qubits for measurement and feedback $N^{\text{anc}} = N_m^{\text{anc}}$ instead significantly degrades performance, results in the lowest accuracy. This occurs because projective measurement only increases the purity and reduces entropy of the quantum state. If all ancilla qubits are measured at every step, the system's entropy will decrease monotonically, preventing entropy-producing processes such as dissipation or decoherence and restricting the possible state preparation trajectories. By reserving at least one ancilla qubit to be traced out, the RNN can regulate system's entropy in both directions, enabling a more flexible and effective state preparation process.

SUMMARY

In this paper, we proposed an RNN-based approach for ground state preparation, utilizing mid-circuit measurement and feedback in a multi-step process to extract state information. Unlike previous works that applied machine learning to search for the ground state on a case-by-case basis, our RNN dynamically controls quantum circuits based on measurement outcomes and feedback. Additionally, by training on diverse Hamiltonians, the RNN learns to infer ground state preparation protocols that adapt to a wide range of Hamiltonians. This enables the algorithm to be trained once and applied across various scenarios as a foundational model.

Interestingly, we observed that the RNN does not prepare the target ground state by approaching to the target state gradually at each time step. Instead, it first drives all initial states toward an intermediate state before transitioning to the target state. Additionally, we found that utilizing more ancilla qubits for measurement and feedback improves the RNN's control protocols. However, at least one ancilla qubit should be reserved for tracing out to introduce dissipation, which is essential for effective state preparation.

Our work is applicable to experimental implementations with certain adjustments to account for differences between classical and quantum hardware. Since quantum circuits cannot be optimized using gradient-based methods on real quantum hardware, non-gradient-based optimization techniques [30] can aid in optimizing the RNN parameters. Currently, our current model does not incorporate quantum noise, which could impact accuracy particularly as the system size increases. Therefore, an important direction for future work is to integrate quantum noise into our model.

We acknowledge the inspiring discussion with Jing-Ze Zhuang. Y.Z.Y. is supported by the NSF Grant No. DMR-2238360. We acknowledge OpenAI ChatGPT 4o for providing editing and language suggestings in writing this paper.

-
- [1] A. Peruzzo, J. McClean, P. Shadbolt, M.-H. Yung, X.-Q. Zhou, P. J. Love, A. Aspuru-Guzik, and J. L. O'Brien, A variational eigenvalue solver on a photonic quantum processor, *Nature Communications* **5**, 4213 (2014).
- [2] D. Wang, O. Higgott, and S. Brierley, Accelerated variational quantum eigensolver, *Phys. Rev. Lett.* **122**, 140504 (2019).
- [3] H. R. Grimsley, S. E. Economou, E. Barnes, and N. J. Mayhall, An adaptive variational algorithm for exact molecular simulations on a quantum computer, *Nature communications* **10**, 3007 (2019).
- [4] P. G. Anastasiou, Y. Chen, N. J. Mayhall, E. Barnes, and S. E. Economou, Tetris-adapt-vqe: An adaptive algorithm that yields shallower, denser circuit ansätze, *Phys. Rev. Res.* **6**, 013254 (2024).
- [5] Y. Zhang, L. Cincio, C. F. Negre, P. Czarnik, P. J. Coles, P. M. Anisimov, S. M. Mniszewski, S. Tretiak, and P. A. Dub, Variational quantum eigensolver with reduced circuit complexity, *npj Quantum Information* **8**, 96 (2022).
- [6] I. Miháliková, M. Pivluska, M. Plesch, M. Friák, D. Nagaš, and M. Šob, The cost of improving the precision of the variational quantum eigensolver for quantum chemistry, *Nanomaterials* **12**, 243 (2022).
- [7] D. Chivilikhin, A. Y. Samarin, V. I. Ulyantsev, I. V. Iorsh, A. R. Oganov, and O. Kyriienko, Mog-vqe: Multi-objective genetic variational quantum eigensolver, *arXiv: Quantum Physics* (2020).
- [8] R. M. Parrish, E. G. Hohenstein, P. L. McMahon, and T. J. Martínez, Quantum computation of electronic transitions using a variational quantum eigensolver, *Phys. Rev. Lett.* **122**, 230401 (2019).
- [9] I. G. Ryabinkin, S. N. Genin, and A. F. Izmaylov, Constrained variational quantum eigensolver: Quantum computer search engine in the fock space, *Journal of Chemical Theory and Computation* **15**, 249 (2019), pMID: 30512959, <https://doi.org/10.1021/acs.jctc.8b00943>.
- [10] M. Cerezo, K. Sharma, A. Arrasmith, and P. J. Coles, Variational quantum state eigensolver, *npj Quantum Information* **8**, 113 (2022).
- [11] W. M. Kirby, A. Tranter, and P. J. Love, Contextual subspace variational quantum eigensolver, *Quantum* **5**, 456 (2021).
- [12] Y. S. Jordanov, V. Armaos, C. H. Barnes, and D. R. Arvidsson-Shukur, Qubit-excitation-based adaptive variational quantum eigensolver, *Communications Physics* **4**, 228 (2021).
- [13] T.-C. Lu, L. A. Lessa, I. H. Kim, and T. H. Hsieh, Measurement as a shortcut to long-range entangled quantum matter, *PRX Quantum* **3**, 040337 (2022).
- [14] N. Tantivasadakarn, R. Thorngren, A. Vishwanath, and R. Verresen, Long-range entanglement from measuring symmetry-protected topological phases, *Phys. Rev. X* **14**, 021040 (2024).
- [15] L. Piroli, G. Styliaris, and J. I. Cirac, Quantum circuits assisted by local operations and classical communication: Transformations and phases of matter, *Phys. Rev. Lett.* **127**, 220503 (2021).
- [16] K. C. Smith, E. Crane, N. Wiebe, and S. Girvin, Deterministic constant-depth preparation of the aklt state on a quantum processor using fusion measurements, *PRX Quantum* **4**, 020315 (2023).
- [17] D. Malz, G. Styliaris, Z.-Y. Wei, and J. I. Cirac, Preparation of matrix product states with log-depth quantum circuits, *Physical Review Letters* **132**, 10.1103/physrevlett.132.040404 (2024).
- [18] Y. Yan, M. Ma, Y. Zhou, and X. Ma, Variational locc-assisted quantum circuits for long-range entangled states (2024), [arXiv:2409.07281](https://arxiv.org/abs/2409.07281) [quant-ph].
- [19] F. Alam and B. K. Clark, Learning dynamic quantum circuits for efficient state preparation (2024), [arXiv:2410.09030](https://arxiv.org/abs/2410.09030) [quant-ph].
- [20] D. A. Puente and M. Rizzi, Learning feedback mechanisms for measurement-based variational quantum state preparation (2025), [arXiv:2411.19914](https://arxiv.org/abs/2411.19914) [quant-ph].
- [21] M. Ostaszewski, L. M. Trenkwalder, W. Masarczyk, E. Scerri, and V. Dunjko, Reinforcement learning for optimization of variational quantum circuit architec-

- tures, in *Advances in Neural Information Processing Systems*, Vol. 34, edited by M. Ranzato, A. Beygelzimer, Y. Dauphin, P. Liang, and J. W. Vaughan (Curran Associates, Inc., 2021) pp. 18182–18194.
- [22] A. Uvarov, J. D. Biamonte, and D. Yudin, Variational quantum eigensolver for frustrated quantum systems, *Phys. Rev. B* **102**, 075104 (2020).
- [23] Y. J. Patel, A. Kundu, M. Ostaszewski, X. Bonet-Monroig, V. Dunjko, and O. Danaci, Curriculum reinforcement learning for quantum architecture search under hardware errors (2024), [arXiv:2402.03500 \[quant-ph\]](https://arxiv.org/abs/2402.03500).
- [24] A. Kundu, A. Sarkar, and A. Sadhu, Kanqas: Kolmogorov-arnold network for quantum architecture search, *EPJ Quantum Technology* **11**, 76 (2024).
- [25] A. Kundu, Improving thermal state preparation of sachdev-ye-kitaev model with reinforcement learning on quantum hardware (2025), [arXiv:2501.11454 \[quant-ph\]](https://arxiv.org/abs/2501.11454).
- [26] V. Bergholm, J. Izaac, M. Schuld, C. Gogolin, S. Ahmed, V. Ajith, M. S. Alam, G. Alonso-Linaje, B. Akash-Narayanan, A. Asadi, *et al.*, Pennylane: Automatic differentiation of hybrid quantum-classical computations, [arXiv preprint arXiv:1811.04968](https://arxiv.org/abs/1811.04968) (2018).
- [27] <https://www.tensorflow.org/about/bib?hl=en>.
- [28] S. Hochreiter, Long short-term memory, *Neural Computation* MIT-Press (1997).
- [29] D. P. Kingma and J. Ba, Adam: A Method for Stochastic Optimization, in *3rd International Conference on Learning Representations, ICLR 2015, San Diego, CA, USA, May 7-9, 2015, Conference Track Proceedings*, edited by Y. Bengio and Y. LeCun (2015) [arXiv:1412.6980 \[cs.LG\]](https://arxiv.org/abs/1412.6980).
- [30] J. Tilly, H. Chen, S. Cao, D. Picozzi, K. Setia, Y. Li, E. Grant, L. Wossnig, I. Rungger, G. H. Booth, and J. Tennyson, The variational quantum eigensolver: A review of methods and best practices, *Physics Reports* **986**, 1 (2022), the Variational Quantum Eigensolver: a review of methods and best practices.