

# MAXIMUM LIKELIHOOD ESTIMATION OF THE PARAMETERS OF MATRIX VARIATE SYMMETRIC LAPLACE DISTRIBUTION

POOJA YADAV<sup>1</sup>. TANUJA SRIVASTAVA<sup>2</sup>

ABSTRACT. This paper considers an extension of the multivariate symmetric Laplace distribution to matrix variate case. The symmetric Laplace distribution is a scale mixture of normal distribution. The maximum likelihood estimators (MLE) of the parameters of multivariate and matrix variate symmetric Laplace distribution are proposed, which are not explicitly obtainable, as the density function involves the modified Bessel function of the third kind. Thus, the EM algorithm is applied to find the maximum likelihood estimators. The parameters and their maximum likelihood estimators of matrix variate symmetric Laplace distribution are defined up to a positive multiplicative constant with their Kronecker product uniquely defined. The condition for the existence of the MLE is given, and the stability of the estimators is discussed. The empirical bias and the dispersion of the Kronecker product of the estimators for different sample sizes are discussed using simulated data.

## 1. INTRODUCTION

The Laplace distribution is a most helpful tool for modelling data that has sharp peaks at location parameter and heavy tails, which are common in many real-world applications such as finance, biological sciences and engineering sciences, where the Laplace distribution provides better fits for the empirical data than the normal distribution [7], [10], [12], [13]. The current paper is looking for multivariate Laplace distributions and their extensions. The multivariate versions of univariate Laplace distribution has been studied by many authors, all of which are called multivariate Laplace distribution. The term "*multivariate Laplace law*" is now commonly used for symmetric or elliptically contoured distributions, these distributions possess the characteristic function depending on its variable through quadratic form only [2]. In this paper, a multivariate symmetric Laplace distribution is considered, for which the location parameter is always assumed to be zero. A more general multivariate asymmetric Laplace distribution

---

<sup>1,2</sup> Department of Mathematics, Indian Institute of Technology Roorkee, Roorkee, 247667, India.

*e-mail*<sup>1</sup>: p\_yadav@ma.iitr.ac.in

*e-mail*<sup>2</sup>: tanuja.srivastava@ma.iitr.ac.in

can be obtained, if the location parameter is added. The extension of a multivariate asymmetric Laplace distribution to matrix variate case (the matrix variate asymmetric Laplace distribution) has been studied using the variance-mean mixture of the matrix normal distribution in [11]. Estimation of the parameters of multivariate Laplace distribution is studied using the method of moments [14], [19]. The maximum likelihood estimators (MLE) of the parameters of the multivariate asymmetric Laplace distribution are studied in [6]. However, an estimate of the scale parameter is derived by taking the scale parameter as a diagonalizable matrix using the EM algorithm. The maximum likelihood estimator of the scale parameter is not studied for the general case.

The density function of a  $p$ -dimensional symmetric Laplace distributed random vector  $Y = (y_1, y_2, \dots, y_p)^\top$ ,  $Y \in \mathbb{R}^p$  with location parameter zero and scale parameter  $\Sigma_{p \times p}$  (positive definite matrix), is

$$(1.1) \quad f_Y(y) = \frac{2}{(2\pi)^{\frac{p}{2}} |\Sigma|^{\frac{1}{2}}} \left( \frac{y^\top \Sigma^{-1} y}{2} \right)^{\nu/2} K_\nu \left( \sqrt{2y^\top \Sigma^{-1} y} \right),$$

here,  $\nu = \frac{2-p}{2}$ , and  $K_\nu$  is the modified Bessel function of the third kind. This distribution is denoted as  $Y \sim \mathcal{SL}_p(\Sigma)$  [10]. The readers are referred to [1], [17], [20] for the definition and properties of the modified Bessel function of the third kind.

One characterization of the multivariate symmetric Laplace distribution is a scale mixture of the multivariate normal distribution, with random scale factor having an exponential distribution. Thus, a multivariate symmetric Laplace random variable  $Y$  has the representation

$$(1.2) \quad Y = \sqrt{W} Z,$$

with random variable  $Z \sim \mathcal{N}_p(0, \Sigma)$ , the  $p$ -dimensional normal distribution with location parameter 0 and scale parameter  $\Sigma$  and random variable  $W$ , independent of  $Z$ , having a univariate exponential distribution with location parameter 0 and scale parameter one [10].

This paper considers an extension of multivariate symmetric Laplace distribution to matrix variate case. The matrix variate symmetric Laplace distribution is defined, and its probability density function and characteristic function are derived. It is observed that the parameters of matrix variate symmetric Laplace distribution are defined up to a positive multiplicative constant, with the Kronecker product of the parameters being uniquely defined. The representation of the matrix variate symmetric Laplace distribution, as a scale mixture of the matrix variate normal distribution with an exponentially distributed scale factor, is obtained. The maximum likelihood estimation of the parameters of the matrix variate symmetric Laplace distribution is also attempted. The closed-form expressions for the MLE of the parameters are not straightforward due to

the presence of the modified Bessel function of the third kind in the probability density function. To manoeuvre this, the EM algorithm is used to find the MLE of the parameters, and a simple iterative algorithm is proposed to compute the MLE for the parameters. The EM algorithm for the maximum likelihood estimator of the scale parameter of multivariate symmetric Laplace distribution is also proposed. The existence and stability of the estimator of the scale parameter of multivariate symmetric Laplace distribution and the stability of the estimators of matrix variate symmetric Laplace distribution with respect to the Kronecker product of these estimators is also discussed. Further, the empirical bias and dispersion of the Kronecker product of estimators are simulated to show the performance of the proposed algorithm.

This work may be a valuable addition to the application, where matrix variate and multivariate symmetric Laplace distributions are suitable probabilistic tools. One of the most direct applications of the matrix variate symmetric Laplace distribution is in panel data. This data is commonly used in economics and finances [11]. In case of availability of limited data only, the matrix variate symmetric Laplace distribution can be used in place of multivariate symmetric Laplace distribution where the scale parameter matrix is a Kronecker product of two positive definite matrices.

The paper is organized as follows, in section 2, the definition, characteristic function and representation of the matrix variate symmetric Laplace distribution is provided. In section 3, the MLE of parameters using the EM algorithm is proposed, which is in the form of a simple iterative algorithm. In section 4, a necessary and sufficient condition for the existence of MLE of the parameters is established, and the stability of the estimators is discussed. In section 5, the empirical bias and dispersion of the Kronecker product of the estimators are shown using the simulation. Section 6 contains the conclusion of the paper.

**Notation.** The following notations are used throughout the paper:  $\mathcal{N}_p(\mathbf{0}, \boldsymbol{\Sigma})$  denotes the multivariate normal distribution with  $\mathbf{0}$  a vector with zero entries, and  $\boldsymbol{\Sigma}$  is a  $p \times p$  positive definite matrix.  $\text{tr}(\mathbf{A})$  and  $|\mathbf{A}|$  denotes the trace and the determinant of the matrix  $\mathbf{A}$ , respectively. If  $\mathbf{A}$  is a matrix, then  $\text{diag}(\mathbf{A})$  is a diagonal matrix with  $i^{\text{th}}$  diagonal element of  $\text{diag}(\mathbf{A})$  equal to the  $i^{\text{th}}$  diagonal element of  $\mathbf{A}$ . If  $\mathbf{A}$  is a matrix of order  $m \times n$ , then  $\text{vec}(\mathbf{A})$  is the column-wise vectorization of matrix  $\mathbf{A}$  of order  $mn \times 1$ .  $\mathbf{A} \otimes \mathbf{B}$  denotes the Kronecker product of matrices  $\mathbf{A}$  and  $\mathbf{B}$ .  $\mathbf{A}^\top$  denotes the transpose of the matrix  $\mathbf{A}$ . The notation  $\mathcal{MN}_{p,q}(\mathbf{0}, \boldsymbol{\Sigma}_1, \boldsymbol{\Sigma}_2)$  is used for matrix variate normal distribution, where  $\mathbf{0}$  is a matrix of order  $p \times q$  with all entries zero and  $\boldsymbol{\Sigma}_1, \boldsymbol{\Sigma}_2$  are positive definite matrices of order  $p \times p$  and  $q \times q$ , respectively. The notation  $\text{Exp}(1)$  is used for the univariate exponential distribution with location parameter 0 and scale parameter 1. The notation  $\mathcal{SL}_p(\boldsymbol{\Sigma})$  is used for  $p$ -dimensional symmetric Laplace distribution.  $\|\cdot\|_2$  denotes Euclidean norm or Frobenius norm of matrices.

## 2. MATRIX VARIATE SYMMETRIC LAPLACE DISTRIBUTION: DEFINITION AND PROPERTIES

In this section, the matrix variate symmetric Laplace distribution is defined. The probability density function and characteristic function of this distribution are obtained. Further, a representation of the matrix variate symmetric Laplace distribution with matrix variate normal distribution and exponential distribution is provided, which is used in the next section to apply the EM algorithm.

**Definition 2.1 (Matrix variate symmetric Laplace distribution).** *A random matrix  $\mathbf{X}$  of order  $p \times q$  is said to have a matrix variate symmetric Laplace distribution with parameters  $\Sigma_1 \in \mathbb{R}^{p \times p}$  and  $\Sigma_2 \in \mathbb{R}^{q \times q}$  (positive definite matrices) if  $\text{vec}(\mathbf{X}) \sim \mathcal{SL}_{pq}(\Sigma_2 \otimes \Sigma_1)$ . This distribution is denoted as  $\mathbf{X} \sim \mathcal{MSL}_{p,q}(\Sigma_1, \Sigma_2)$ .*

Here, the term "symmetric" refers to the elliptically contoured distributions. For more details about matrix variate elliptically contoured distribution, see [18]. Next, the probability density function of the random matrix  $\mathbf{X} \sim \mathcal{MSL}_{p,q}(\Sigma_1, \Sigma_2)$  is derived.

**Theorem 2.1 (Probability density function).** *If  $\mathbf{X} \sim \mathcal{MSL}_{p,q}(\Sigma_1, \Sigma_2)$ , then the probability density function of  $\mathbf{X}$  is*

$$(2.3) \quad f(\mathbf{X}) = \frac{2}{(2\pi)^{\frac{pq}{2}} |\Sigma_2|^{p/2} |\Sigma_1|^{q/2}} \left( \frac{\text{tr}(\Sigma_2^{-1} \mathbf{X}^\top \Sigma_1^{-1} \mathbf{X})}{2} \right)^{\frac{\nu}{2}} K_\nu \left( \sqrt{2 \text{tr}(\Sigma_2^{-1} \mathbf{X}^\top \Sigma_1^{-1} \mathbf{X})} \right),$$

where  $\nu = \frac{2-pq}{2}$  and  $K_\nu$  is the modified Bessel function of the third kind.

*Proof.* From definition 2.1 and the probability density function given in (1.1),  $\text{vec}(\mathbf{X}) \sim \mathcal{SL}_{pq}(\Sigma_2 \otimes \Sigma_1)$  with probability density function

$$(2.4) \quad f(\text{vec}(\mathbf{X})) = \frac{2}{(2\pi)^{\frac{pq}{2}} |\Sigma_2 \otimes \Sigma_1|^{\frac{1}{2}}} \left( \frac{(\text{vec}(\mathbf{X}))^\top (\Sigma_2 \otimes \Sigma_1)^{-1} \text{vec}(\mathbf{X})}{2} \right)^{\frac{2-pq}{4}} K_{\frac{2-pq}{2}} \left( \sqrt{2(\text{vec}(\mathbf{X}))^\top (\Sigma_2 \otimes \Sigma_1)^{-1} \text{vec}(\mathbf{X})} \right).$$

Using properties of Kronecker product, trace and determinants (see, [9], [16]),

$$|\Sigma_2 \otimes \Sigma_1| = |\Sigma_2|^p |\Sigma_1|^q,$$

and

$$\begin{aligned} (\text{vec}(\mathbf{X}))^\top (\Sigma_2 \otimes \Sigma_1)^{-1} \text{vec}(\mathbf{X}) &= (\text{vec}(\mathbf{X}))^\top ((\Sigma_2^{-1})^\top \otimes \Sigma_1^{-1}) \text{vec}(\mathbf{X}) \\ &= (\text{vec}(\mathbf{X}))^\top \text{vec}(\Sigma_1^{-1} \mathbf{X} \Sigma_2^{-1}) \end{aligned}$$

$$\begin{aligned}
&= \text{tr}(\mathbf{X}^\top \boldsymbol{\Sigma}_1^{-1} \mathbf{X} \boldsymbol{\Sigma}_2^{-1}) \\
&= \text{tr}(\boldsymbol{\Sigma}_2^{-1} \mathbf{X}^\top \boldsymbol{\Sigma}_1^{-1} \mathbf{X}),
\end{aligned}$$

therefore,

$$(2.5) \quad (\text{vec}(\mathbf{X}))^\top (\boldsymbol{\Sigma}_2 \otimes \boldsymbol{\Sigma}_1)^{-1} \text{vec}(\mathbf{X}) = \text{tr}(\boldsymbol{\Sigma}_2^{-1} \mathbf{X}^\top \boldsymbol{\Sigma}_1^{-1} \mathbf{X}).$$

Hence,

$$f(\mathbf{X}) = \frac{2}{(2\pi)^{\frac{pq}{2}} |\boldsymbol{\Sigma}_2|^{p/2} |\boldsymbol{\Sigma}_1|^{q/2}} \left( \frac{\text{tr}(\boldsymbol{\Sigma}_2^{-1} \mathbf{X}^\top \boldsymbol{\Sigma}_1^{-1} \mathbf{X})}{2} \right)^{\frac{2-pq}{4}} K_{\frac{2-pq}{2}} \left( \sqrt{2 \text{tr}(\boldsymbol{\Sigma}_2^{-1} \mathbf{X}^\top \boldsymbol{\Sigma}_1^{-1} \mathbf{X})} \right).$$

□

**Note:** If  $\mathbf{X} \sim \mathcal{MSL}_{p,q}(\boldsymbol{\Sigma}_1, \boldsymbol{\Sigma}_2)$ , then the expected value or mean of the random matrix  $\mathbf{X}$  is  $\mathbf{0}$ .

**Theorem 2.2 (Representation).** *If  $\mathbf{Z} \sim \mathcal{MN}_{p,q}(\mathbf{0}, \boldsymbol{\Sigma}_1, \boldsymbol{\Sigma}_2)$ ,  $W \sim \text{Exp}(1)$  and  $\mathbf{Z}$  and  $W$  are independent. Then, the random variable  $\mathbf{X} = \sqrt{W} \mathbf{Z}$  has a matrix variate symmetric Laplace distribution with probability density function given in (2.3).*

*Proof.* Since  $\mathbf{X} = \sqrt{W} \mathbf{Z}$ , then

$$\text{vec}(\mathbf{X}) = \text{vec}(\sqrt{W} \mathbf{Z}) = \sqrt{W} \text{vec}(\mathbf{Z}),$$

and by definition of matrix normal distribution [3]

$$\mathbf{Z} \sim \mathcal{MN}_{p,q}(\mathbf{0}, \boldsymbol{\Sigma}_1, \boldsymbol{\Sigma}_2) \iff \text{vec}(\mathbf{Z}) \sim \mathcal{N}_{pq}(\text{vec}(\mathbf{0}), \boldsymbol{\Sigma}_2 \otimes \boldsymbol{\Sigma}_1).$$

From the representation (1.2) of multivariate symmetric Laplace distribution,

$$\sqrt{W} \text{vec}(\mathbf{Z}) \sim \mathcal{SL}_{pq}(\boldsymbol{\Sigma}_2 \otimes \boldsymbol{\Sigma}_1).$$

So, by definition 2.1,

$$\sqrt{W} \mathbf{Z} \sim \mathcal{MSL}_{p,q}(\boldsymbol{\Sigma}_1, \boldsymbol{\Sigma}_2).$$

□

**Theorem 2.3 (Characteristic function).** *If  $\mathbf{X} \sim \mathcal{MSL}_{p,q}(\boldsymbol{\Sigma}_1, \boldsymbol{\Sigma}_2)$ , then the characteristic function of  $\mathbf{X}$  is*

$$(2.6) \quad \phi_{\mathbf{X}}(\mathbf{T}) = \frac{1}{1 + \frac{1}{2} \text{tr}(\boldsymbol{\Sigma}_2 \mathbf{T}^\top \boldsymbol{\Sigma}_1 \mathbf{T})}.$$

*Proof.* The characteristic function of  $\mathbf{X}$

$$\phi_{\mathbf{X}}(\mathbf{T}) = E \left[ e^{i \text{tr}(\mathbf{T}^\top \mathbf{X})} \right]$$

$$\begin{aligned}
&= E \left[ e^{i(\text{vec}(\mathbf{T})^\top \text{vec}(\mathbf{X}))} \right] \\
&= \phi_{\text{vec}(\mathbf{X})}(\text{vec}(\mathbf{T})),
\end{aligned}$$

by definition 2.1,  $\text{vec}(\mathbf{X}) \sim \mathcal{SL}_{pq}(\boldsymbol{\Sigma}_2 \otimes \boldsymbol{\Sigma}_1)$ , and the characteristic function of  $\text{vec}(\mathbf{X})$  is

$$\phi_{\text{vec}(\mathbf{X})}(\text{vec}(\mathbf{T})) = \frac{1}{1 + \frac{1}{2}(\text{vec}(\mathbf{T}))^\top (\boldsymbol{\Sigma}_2 \otimes \boldsymbol{\Sigma}_1) \text{vec}(\mathbf{T})}$$

Using the properties of Kronecker product of matrices,

$$(\text{vec}(\mathbf{T}))^\top (\boldsymbol{\Sigma}_2 \otimes \boldsymbol{\Sigma}_1) \text{vec}(\mathbf{T}) = \text{tr}(\boldsymbol{\Sigma}_2 \mathbf{T}^\top \boldsymbol{\Sigma}_1 \mathbf{T}).$$

Therefore, the characteristic function of  $\mathbf{X}$  is

$$\phi_{\mathbf{X}}(\mathbf{T}) = \frac{1}{1 + \frac{1}{2} \text{tr}(\boldsymbol{\Sigma}_2 \mathbf{T}^\top \boldsymbol{\Sigma}_1 \mathbf{T})}.$$

□

**Note:** If  $\boldsymbol{\Sigma}_1$  and  $\boldsymbol{\Sigma}_2$  are replaced by  $a\boldsymbol{\Sigma}_1$  and  $(1/a)\boldsymbol{\Sigma}_2$  with  $a > 0$ , respectively, in (2.6), then it does not affect the characteristic function  $\phi_{\mathbf{X}}(\mathbf{T})$ . Therefore, the parameters are defined up to a positive multiplicative constant.

In the next section, the MLE of the parameters of multivariate and matrix variate symmetric Laplace distributions are obtained. To obtain these estimators, an iterative algorithm based on the EM algorithm, is proposed; since an explicit solution of the score equations is not possible as the probability density functions of these distributions include the modified Bessel function of the third kind.

### 3. MAXIMUM LIKELIHOOD ESTIMATION

The MLE of the parameters of multivariate and matrix variate symmetric Laplace distributions are proposed. In both cases, the EM algorithm is used. So, first, the concept of the EM algorithm in the present context is explained.

**3.1. EM algorithm.** The EM algorithm is a technique of maximum likelihood estimation with missing data [5], [15]. It is an iterative procedure for computing the MLE when the observations can be viewed as incomplete data or the data has unobservable latent variables. In both cases of multivariate and matrix variate symmetric Laplace distribution,  $W \sim \text{Exp}(1)$  is used as latent variables with the representations  $Y = \sqrt{W}Z$  and  $\mathbf{X} = \sqrt{W}\mathbf{Z}$ . On each iteration of the EM algorithm, there are two steps, the Expectation step or E-step and the Maximization step or M-step.

**3.2. Maximum likelihood estimation of  $\Sigma$  in  $\mathcal{SL}_p(\Sigma)$ .** Let  $Y_1, Y_2, \dots, Y_N$  be random sample from a multivariate symmetric Laplace distribution  $\mathcal{SL}_p(\Sigma)$ . Then, the log-likelihood function (up to an additive constant) is

$$(3.7) \quad \ell(\Sigma) = -\frac{N}{2} \log|\Sigma| + \frac{\nu}{2} \sum_{i=1}^N \log(Y_i^\top \Sigma^{-1} Y_i) + \sum_{i=1}^N \log K_\nu \left( \sqrt{2(Y_i^\top \Sigma^{-1} Y_i)} \right).$$

The parameter  $\Sigma$  in the argument of  $K_\nu$ , the modified Bessel function of the third kind, makes maximising the log-likelihood function difficult as the score equation does not have an explicit solution. So, the EM algorithm is used on the joint probability density function of  $Y$  and  $W$  to obtain the MLE using the representation (1.2).

The joint probability density function of  $Y$  and  $W$  is

$$f_{Y,W}(y, w) = \frac{\exp(-w)}{(2\pi)^{\frac{p}{2}} |\Sigma|^{\frac{1}{2}} w^{\frac{p}{2}}} \exp\left(-\frac{1}{2w} y^\top \Sigma^{-1} y\right).$$

Here,  $Y_i$ 's are observable data, and  $W_i$ 's are missing data (latent variables) and  $(Y_i, W_i)$  for  $i = 1, 2, \dots, N$  as the complete data. Using the joint probability density function of  $Y$  and  $W$ , the complete data log-likelihood function (up to an additive constant) is

$$(3.8) \quad \ell_c(\Sigma) = -\frac{N}{2} \log|\Sigma| - \frac{1}{2} \sum_{i=1}^N \frac{1}{W_i} (Y_i^\top \Sigma^{-1} Y_i) - \sum_{i=1}^N \left( \frac{p}{2} \log W_i + W_i \right).$$

Since the last term does not contain any unknown parameter, it can be ignored for maximization of  $\ell_c(\Sigma)$  with respect to  $\Sigma$ . Therefore, the function considered for maximization is

$$(3.9) \quad Q(\Sigma) = -\frac{N}{2} \log|\Sigma| - \frac{1}{2} \sum_{i=1}^N \frac{1}{W_i} (Y_i^\top \Sigma^{-1} Y_i).$$

Since  $W$  is a latent variable, which is not observable, it is replaced with its conditional expectation given  $Y_1, Y_2, \dots, Y_N$  and the current estimate of  $\Sigma$ , (say  $\hat{\Sigma}$ ). After taking the conditional expectation, the function to be maximized is

$$(3.10) \quad Q_1(\Sigma) = -\frac{N}{2} \log|\Sigma| - \frac{1}{2} \sum_{i=1}^N E\left(\frac{1}{W_i} | Y_i, \hat{\Sigma}\right) (Y_i^\top \Sigma^{-1} Y_i),$$

where  $E(\frac{1}{W_i} | Y_i, \hat{\Sigma})$  is the conditional expectation of  $\frac{1}{W_i}$  given  $Y_i$  and the current estimate of  $\Sigma$ , that is  $\hat{\Sigma}$ . The conditional distribution of  $W$  given  $Y$  is required to find the conditional expectation. The density function of the conditional distribution of  $W$  given  $Y$  is

$$f_{W|Y}(W|Y, \Sigma) = \frac{\exp\left(-W - \frac{1}{2W} Y^\top \Sigma^{-1} Y\right) \left(\frac{Y^\top \Sigma^{-1} Y}{2}\right)^{-\nu/2}}{2W^{\frac{\nu}{2}} K_\nu\left(\sqrt{2(Y^\top \Sigma^{-1} Y)}\right)}.$$

From this density function, the conditional expectation is

$$(3.11) \quad v_i = E\left(\frac{1}{W_i} | Y_i, \hat{\Sigma}\right) = \left(\frac{Y_i^\top \hat{\Sigma}^{-1} Y_i}{2}\right)^{-\frac{1}{2}} \frac{K_{\nu-1}\left(\sqrt{2(Y_i^\top \hat{\Sigma}^{-1} Y_i)}\right)}{K_\nu\left(\sqrt{2(Y_i^\top \hat{\Sigma}^{-1} Y_i)}\right)},$$

for  $i = 1, 2, \dots, N$ .

Now, from (3.10) and (3.11), the function to be maximized is

$$(3.12) \quad \tilde{Q}(\Sigma | Y_i, \hat{\Sigma}) = -\frac{N}{2} \log|\Sigma| - \frac{1}{2} \sum_{i=1}^N v_i Y_i^\top \Sigma^{-1} Y_i,$$

differentiating (3.12) with respect to  $\Sigma$  and setting it equal to zero

$$-\frac{N}{2} \Sigma^{-1} + \frac{1}{2} \sum_{i=1}^N v_i (\Sigma^{-1} Y_i Y_i^\top \Sigma^{-1}) = 0.$$

The maximum likelihood estimator, the solution of the above score equation, is obtained as

$$\hat{\Sigma} = \frac{1}{N} \sum_{i=1}^N v_i Y_i Y_i^\top.$$

### The algorithm for the MLE of $\Sigma$ in $\mathcal{SL}_p(\Sigma)$

- (1) Set iteration number  $k = 0$  and select the initial estimate of the parameter  $\Sigma$ , let  $\hat{\Sigma}_{(0)}$ .
- (2) Using the current estimates  $\hat{\Sigma}_{(k-1)}$ , for  $k = 1, 2, \dots$ , calculate the conditional expectations

$$v_i^{(k)} = \left(\frac{Y_i^\top \left(\hat{\Sigma}_{(k-1)}\right)^{-1} Y_i}{2}\right)^{-1/2} \frac{K_{\nu-1}\left(\sqrt{2\left(Y_i^\top \left(\hat{\Sigma}_{(k-1)}\right)^{-1} Y_i\right)}\right)}{K_\nu\left(\sqrt{2\left(Y_i^\top \left(\hat{\Sigma}_{(k-1)}\right)^{-1} Y_i\right)}\right)},$$

for  $i = 1, 2, \dots, N$ .



(3) Use the following updated equation to calculate the new estimate

$$\hat{\Sigma}_{(k)} = \frac{1}{N} \sum_{i=1}^N v_i^{(k)} Y_i Y_i^\top.$$

(4) Repeat these steps until

$$\ell\left(\hat{\Sigma}_{(k)}\right) - \ell\left(\hat{\Sigma}_{(k-1)}\right) < \epsilon, \quad k = 1, 2, \dots,$$

where  $\epsilon > 0$  is an arbitrary small number and  $\ell(\Sigma)$  is

$$\begin{aligned} \ell(\Sigma) = & -\frac{N}{2} \log |\Sigma| + \frac{\nu}{2} \sum_{i=1}^N \log(\text{tr}(\Sigma^{-1} Y_i Y_i^\top)) \\ & + \sum_{i=1}^N \log K_\nu \left( \sqrt{2 \text{tr}(\Sigma^{-1} Y_i Y_i^\top)} \right). \end{aligned}$$

**3.3. Maximum likelihood estimation of  $\Sigma_1, \Sigma_2$  in  $\mathcal{MSL}_{p,q}(\Sigma_1, \Sigma_2)$ .** Let  $\mathbf{X}_1, \mathbf{X}_2, \dots, \mathbf{X}_N$  be random sample from a matrix variate symmetric Laplace distribution  $\mathcal{MSL}_{p,q}(\Sigma_1, \Sigma_2)$ . The likelihood function is

$$L(\Sigma_1, \Sigma_2 | \mathbf{X}_1, \dots, \mathbf{X}_N) = \prod_{i=1}^N f(\mathbf{X}_i),$$

where  $f(\mathbf{X}_i)$  is as in (2.3). Then, the log-likelihood function (up to additive constant) is

(3.13)

$$\begin{aligned} \ell(\Sigma_1, \Sigma_2) = & -\frac{qN}{2} \log |\Sigma_1| - \frac{pN}{2} \log |\Sigma_2| + \frac{\nu}{2} \sum_{i=1}^N \log(\text{tr}(\Sigma_2^{-1} \mathbf{X}_i^\top \Sigma_1^{-1} \mathbf{X}_i)) \\ & + \sum_{i=1}^N \log K_\nu \left( \sqrt{2 \text{tr}(\Sigma_2^{-1} \mathbf{X}_i^\top \Sigma_1^{-1} \mathbf{X}_i)} \right). \end{aligned}$$

Parameters  $\Sigma_1$  and  $\Sigma_2$  in the argument of  $K_\nu$ , the modified Bessel function of the third kind, makes maximising the log-likelihood function difficult as the score equations do not have explicit solutions. So, the EM algorithm is used on the joint probability density function of  $\mathbf{X}$  and  $W$  to obtain the maximum likelihood estimators using the representation in theorem 2.2.

The joint probability density function of  $\mathbf{X}$  and  $W$  is

$$f(\mathbf{X}, W) = \frac{\exp(-W)}{(2\pi)^{\frac{pq}{2}} (W)^{\frac{pq}{2}} |\Sigma_2|^{p/2} |\Sigma_1|^{q/2}} \exp\left(-\frac{1}{2W} \text{tr}(\Sigma_2^{-1} \mathbf{X}^\top \Sigma_1^{-1} \mathbf{X})\right).$$

Here,  $\mathbf{X}_i$ 's are observable data, and  $W_i$ 's are missing data (latent variables), and  $(\mathbf{X}_i, W_i), i = 1, 2, \dots, N$ , as complete data. Using the joint probability density function of  $\mathbf{X}$  and  $W$ , the complete data log-likelihood function (up to an additive constant) is

$$(3.14) \quad \ell_c(\boldsymbol{\Sigma}_1, \boldsymbol{\Sigma}_2) = -\frac{qN}{2} \log|\boldsymbol{\Sigma}_1| - \frac{pN}{2} \log|\boldsymbol{\Sigma}_2| - \frac{1}{2} \sum_{i=1}^N \frac{1}{W_i} \text{tr}(\boldsymbol{\Sigma}_2^{-1} \mathbf{X}_i^\top \boldsymbol{\Sigma}_1^{-1} \mathbf{X}_i) \\ - \left( \sum_{i=1}^N \left( W_i + \frac{pq}{2} \log(W_i) \right) \right).$$

Since the last term does not contain any unknown parameter, it can be ignored for maximization of  $\ell_c(\boldsymbol{\Sigma}_1, \boldsymbol{\Sigma}_2)$  with respect to  $\boldsymbol{\Sigma}_1$  and  $\boldsymbol{\Sigma}_2$ . Therefore, the function considered for maximization is

$$(3.15) \quad Q(\boldsymbol{\Sigma}_1, \boldsymbol{\Sigma}_2) = -\frac{qN}{2} \log|\boldsymbol{\Sigma}_1| - \frac{pN}{2} \log|\boldsymbol{\Sigma}_2| - \frac{1}{2} \sum_{i=1}^N \frac{1}{W_i} \text{tr}(\boldsymbol{\Sigma}_2^{-1} \mathbf{X}_i^\top \boldsymbol{\Sigma}_1^{-1} \mathbf{X}_i).$$

Since  $W$  is a latent variable, which is not observable, it is replaced with its conditional expectation given  $\mathbf{X}_1, \mathbf{X}_2, \dots, \mathbf{X}_N$  and the current estimates of  $\boldsymbol{\Sigma}_1$  and  $\boldsymbol{\Sigma}_2$ , (say  $\hat{\boldsymbol{\Sigma}}_1$  and  $\hat{\boldsymbol{\Sigma}}_2$ ). Thus, after taking the conditional expectation, the function to be maximized is

$$(3.16) \quad Q_1(\boldsymbol{\Sigma}_1, \boldsymbol{\Sigma}_2) = -\frac{qN}{2} \log|\boldsymbol{\Sigma}_1| - \frac{pN}{2} \log|\boldsymbol{\Sigma}_2| \\ - \frac{1}{2} \sum_{i=1}^N E \left( \frac{1}{W_i} | \mathbf{X}_i, \hat{\boldsymbol{\Sigma}}_1, \hat{\boldsymbol{\Sigma}}_2 \right) \text{tr}(\boldsymbol{\Sigma}_2^{-1} \mathbf{X}_i^\top \boldsymbol{\Sigma}_1^{-1} \mathbf{X}_i),$$

where  $E(\frac{1}{W_i} | \mathbf{X}_i, \hat{\boldsymbol{\Sigma}}_1, \hat{\boldsymbol{\Sigma}}_2)$  is the conditional expectation of  $\frac{1}{W_i}$  given  $\mathbf{X}_i$  and the current estimates  $\hat{\boldsymbol{\Sigma}}_1$  and  $\hat{\boldsymbol{\Sigma}}_2$  of  $\boldsymbol{\Sigma}_1$  and  $\boldsymbol{\Sigma}_2$ . The conditional distribution of  $W$  given  $\mathbf{X}$  is required to find the conditional expectation. The density function of the conditional distribution of  $W$  given  $\mathbf{X}$  is obtained as

$$f_{W|\mathbf{X}}(W | \mathbf{X}, \boldsymbol{\Sigma}_1, \boldsymbol{\Sigma}_2) = \frac{\exp(-W - \frac{1}{2W} \text{tr}(\boldsymbol{\Sigma}_2^{-1} \mathbf{X}^\top \boldsymbol{\Sigma}_1^{-1} \mathbf{X}))}{2(W)^{\frac{pq}{2}} K_\nu \left( \sqrt{2 \text{tr}(\boldsymbol{\Sigma}_2^{-1} \mathbf{X}^\top \boldsymbol{\Sigma}_1^{-1} \mathbf{X})} \right)} \\ \left( \frac{\text{tr}(\boldsymbol{\Sigma}_2^{-1} \mathbf{X}^\top \boldsymbol{\Sigma}_1^{-1} \mathbf{X})}{2} \right)^{-\frac{\nu}{2}}.$$

From this density function, the conditional expectation is

$$(3.17) \quad v_i = E\left(\frac{1}{W_i} \mid \mathbf{X}_i, \hat{\Sigma}_1, \hat{\Sigma}_2\right) = \left(\frac{\text{tr}\left(\hat{\Sigma}_2^{-1} \mathbf{X}_i^\top \hat{\Sigma}_1^{-1} \mathbf{X}_i\right)}{2}\right)^{-\frac{1}{2}} \frac{K_{\nu-1}\left(\sqrt{2 \text{tr}\left(\hat{\Sigma}_2^{-1} \mathbf{X}_i^\top \hat{\Sigma}_1^{-1} \mathbf{X}_i\right)}\right)}{K_\nu\left(\sqrt{2 \text{tr}\left(\hat{\Sigma}_2^{-1} \mathbf{X}_i^\top \hat{\Sigma}_1^{-1} \mathbf{X}_i\right)}\right)},$$

for  $i = 1, 2, \dots, N$ .

Now, from (3.16) and (3.17), the function to be maximized is

$$(3.18) \quad \tilde{Q}(\Sigma_1, \Sigma_2 \mid \mathbf{X}_i, \hat{\Sigma}_1, \hat{\Sigma}_2) = -\frac{qN}{2} \log|\Sigma_1| - \frac{pN}{2} \log|\Sigma_2| - \frac{1}{2} \sum_{i=1}^N v_i \text{tr}(\Sigma_2^{-1} \mathbf{X}_i^\top \Sigma_1^{-1} \mathbf{X}_i),$$

differentiating (3.18) with respect to  $\Sigma_1$  and  $\Sigma_2$  (for the matrix derivatives, see [4], [8]) and setting them equal to zero, the score equations obtained are

$$\begin{aligned} \frac{\partial \tilde{Q}}{\partial \Sigma_1} &= -qN \Sigma_1^{-1} + \frac{qN}{2} \text{diag}(\Sigma_1^{-1}) + \Sigma_1^{-1} \left( \sum_{i=1}^N v_i \mathbf{X}_i \Sigma_2^{-1} \mathbf{X}_i^\top \right) \Sigma_1^{-1} \\ &\quad - \frac{1}{2} \text{diag} \left( \Sigma_1^{-1} \left( \sum_{i=1}^N v_i \mathbf{X}_i \Sigma_2^{-1} \mathbf{X}_i^\top \right) \Sigma_1^{-1} \right) = 0, \end{aligned}$$

$$\begin{aligned} \frac{\partial \tilde{Q}}{\partial \Sigma_2} &= -pN \Sigma_2^{-1} + \frac{pN}{2} \text{diag}(\Sigma_2^{-1}) + \Sigma_2^{-1} \left( \sum_{i=1}^N v_i \mathbf{X}_i^\top \Sigma_1^{-1} \mathbf{X}_i \right) \Sigma_2^{-1} \\ &\quad - \frac{1}{2} \text{diag} \left( \Sigma_2^{-1} \left( \sum_{i=1}^N v_i \mathbf{X}_i^\top \Sigma_1^{-1} \mathbf{X}_i \right) \Sigma_2^{-1} \right) = 0. \end{aligned}$$

The maximum likelihood estimators, solutions of the above score equations are obtained as

$$(3.19) \quad \hat{\Sigma}_1 = \frac{1}{qN} \sum_{i=1}^N v_i \mathbf{X}_i \Sigma_2^{-1} \mathbf{X}_i^\top,$$

$$(3.20) \quad \hat{\Sigma}_2 = \frac{1}{pN} \sum_{i=1}^N v_i \mathbf{X}_i^\top \Sigma_1^{-1} \mathbf{X}_i.$$

Equations (3.19) and (3.20) define only up to a multiplicative constant. For instance, replacing  $\hat{\Sigma}_1$  by  $a\hat{\Sigma}_1$  with  $a > 0$  in (3.19) gives the maximum likelihood estimator  $(1/a)\hat{\Sigma}_2$  instead of  $\hat{\Sigma}_2$  in (3.20). However, the Kronecker product  $\hat{\Sigma}_2 \otimes \hat{\Sigma}_1$  is uniquely defined, a point that has been previously discussed in section 2 and will be revisited in the next section. The parameter to be estimated is  $\Sigma_2 \otimes \Sigma_1$ .

**The algorithm for the MLE of  $\Sigma_1$  and  $\Sigma_2$  in  $\mathcal{MSL}_{p,q}(\Sigma_1, \Sigma_2)$**

- (1) Set iteration number  $k = 0$  and select the initial estimate of the parameters  $\Sigma_1$  and  $\Sigma_2$ , let  $\hat{\Sigma}_1^{(0)}$  and  $\hat{\Sigma}_2^{(0)}$ , respectively.
- (2) Using the current estimates  $\hat{\Sigma}_1^{(k-1)}$  and  $\hat{\Sigma}_2^{(k-1)}$ , for  $k = 1, 2, \dots$ , calculate the conditional expectations

$$v_i^{(k)} = \left( \frac{\text{tr} \left( \left( \hat{\Sigma}_2^{(k-1)} \right)^{-1} \mathbf{X}_i^\top \left( \hat{\Sigma}_1^{(k-1)} \right)^{-1} \mathbf{X}_i \right)}{2} \right)^{-\frac{1}{2}} \frac{K_{\nu-1} \left( \sqrt{2 \text{tr} \left( \left( \hat{\Sigma}_2^{(k-1)} \right)^{-1} \mathbf{X}_i^\top \left( \hat{\Sigma}_1^{(k-1)} \right)^{-1} \mathbf{X}_i \right)} \right)}{K_\nu \left( \sqrt{2 \text{tr} \left( \left( \hat{\Sigma}_2^{(k-1)} \right)^{-1} \mathbf{X}_i^\top \left( \hat{\Sigma}_1^{(k-1)} \right)^{-1} \mathbf{X}_i \right)} \right)},$$

for  $i = 1, 2, \dots, N$ .

- (3) Use the following updated equations to calculate the new estimate

$$\hat{\Sigma}_1^{(k)} = \frac{1}{qN} \sum_{i=1}^N v_i^{(k)} \mathbf{X}_i \left( \hat{\Sigma}_2^{(k-1)} \right)^{-1} \mathbf{X}_i^\top,$$

$$\hat{\Sigma}_2^{(k)} = \frac{1}{pN} \sum_{i=1}^N v_i^{(k)} \mathbf{X}_i^\top \left( \hat{\Sigma}_1^{(k)} \right)^{-1} \mathbf{X}_i.$$

- (4) Repeat these steps until

$$\ell \left( \hat{\Sigma}_1^{(k)}, \hat{\Sigma}_2^{(k)} \right) - \ell \left( \hat{\Sigma}_1^{(k-1)}, \hat{\Sigma}_2^{(k-1)} \right) < \epsilon, \quad k = 1, 2, \dots,$$

where  $\epsilon > 0$  is an arbitrary small number and  $\ell(\Sigma_1, \Sigma_2)$  is

$$\begin{aligned} \ell(\boldsymbol{\Sigma}_1, \boldsymbol{\Sigma}_2) &= -\frac{qN}{2} \log |\boldsymbol{\Sigma}_1| - \frac{pN}{2} \log |\boldsymbol{\Sigma}_2| \\ &\quad + \frac{\nu}{2} \sum_{i=1}^N \log(\text{tr}(\boldsymbol{\Sigma}_2^{-1} \mathbf{X}_i^\top \boldsymbol{\Sigma}_1^{-1} \mathbf{X}_i)) \\ &\quad + \sum_{i=1}^N \log K_\nu \left( \sqrt{2 \text{tr}(\boldsymbol{\Sigma}_2^{-1} \mathbf{X}_i^\top \boldsymbol{\Sigma}_1^{-1} \mathbf{X}_i)} \right). \end{aligned}$$

In the next section, the existence and stability of the proposed MLE are discussed.

#### 4. EXISTENCE AND STABILITY OF ESTIMATORS

It is claimed that maximum likelihood estimators exist for the parameters  $\boldsymbol{\Sigma}_1, \boldsymbol{\Sigma}_2$  of matrix variate symmetric Laplace distribution if the sample size

$$(4.21) \quad N \geq \max\left(\frac{p}{q}, \frac{q}{p}\right).$$

If  $q = 1$ , it reduces to the multivariate symmetric Laplace distribution with scale parameter  $\boldsymbol{\Sigma}_1$ . Hence, first, this claim is validated for  $q = 1$ .

**Theorem 4.1.** *Let  $Y_1, Y_2, \dots, Y_N \stackrel{i.i.d}{\sim} \mathcal{S}\mathcal{L}_p(\boldsymbol{\Sigma})$ , then maximum likelihood estimator exists for the parameters  $\boldsymbol{\Sigma}$  of multivariate symmetric Laplace distribution if and only if the sample size*

$$N \geq p.$$

*Proof.* Consider the matrix

$$\mathbf{Y} = \begin{pmatrix} \sqrt{v_1} Y_1^\top \\ \sqrt{v_2} Y_2^\top \\ \dots \\ \sqrt{v_N} Y_N^\top \end{pmatrix},$$

where  $v_1, v_2, \dots, v_N$  are the conditional expectations which is calculated in step 2 in section 3.2 and all the  $v_i$ 's are positive real numbers.

Now,

$$\hat{\boldsymbol{\Sigma}} = \frac{1}{N} \sum_{i=1}^N v_i Y_i Y_i^\top,$$

and

$$\sum_{i=1}^N v_i Y_i Y_i^\top = \mathbf{Y}^\top \mathbf{Y},$$

and  $\text{rank}(\mathbf{Y}^\top \mathbf{Y}) = \text{rank}(\mathbf{Y})$ .

If  $N < p$ , then  $\text{rank}(\mathbf{Y}) < p$ , then  $\hat{\boldsymbol{\Sigma}} = \frac{1}{N} \sum_{i=1}^N v_i Y_i Y_i^\top$  is not positive definite. Hence, MLE does not exist in this case.

If  $N \geq p$ , then  $\text{rank}(\mathbf{Y}) = p$ ; therefore,  $\hat{\Sigma} = \frac{1}{N} \sum_{i=1}^N v_i Y_i Y_i^\top$  is positive definite, hence MLE exists.  $\square$

For the multivariate symmetric Laplace distribution  $\mathcal{SL}_p(\Sigma)$ , MLE of the parameter  $\Sigma$  exists if the sample size  $N \geq p$ . And, it is observed that the maximum likelihood estimator of  $\Sigma$  uniquely exists for the same data sample, with different initial values in this algorithm.

**Theorem 4.2.** *Let  $\mathbf{X}_1, \mathbf{X}_2, \dots, \mathbf{X}_N \stackrel{i.i.d}{\sim} \mathcal{MSL}_{p,q}(\Sigma_1, \Sigma_2)$ , then maximum likelihood estimators exists for the parameters  $\Sigma_1, \Sigma_2$  of matrix variate symmetric Laplace distribution if and only if the sample size*

$$N \geq \max\left(\frac{p}{q}, \frac{q}{p}\right).$$

*Proof.* Consider the maximum likelihood estimators of  $\Sigma_1$  and  $\Sigma_2$ , from the EM algorithm,

$$\begin{aligned}\hat{\Sigma}_1 &= \frac{1}{qN} \sum_{i=1}^N v_i \mathbf{X}_i \tilde{\Sigma}_2^{-1} \mathbf{X}_i^\top, \\ \hat{\Sigma}_2 &= \frac{1}{pN} \sum_{i=1}^N v_i \mathbf{X}_i^\top \tilde{\Sigma}_1^{-1} \mathbf{X}_i,\end{aligned}$$

where  $\tilde{\Sigma}_1, \tilde{\Sigma}_2$  are estimates of the previous iteration, and  $v_i$ 's are the conditional expectations, which are calculated in the second step of this algorithm, and all the  $v_i$ 's are positive real numbers. Now, rewrite the above equations in matrix notations, with  $N \times N$  identity matrix denoted as  $\mathbf{I}_N$ ,

$$(4.22) \quad \hat{\Sigma}_1 = \frac{1}{qN} \begin{pmatrix} \sqrt{v_1} \mathbf{X}_1 & \sqrt{v_2} \mathbf{X}_2 & \cdots & \sqrt{v_N} \mathbf{X}_N \end{pmatrix} \left\{ \mathbf{I}_N \otimes \tilde{\Sigma}_2^{-1} \right\} \begin{pmatrix} \sqrt{v_1} \mathbf{X}_1 & \sqrt{v_2} \mathbf{X}_2 & \cdots & \sqrt{v_N} \mathbf{X}_N \end{pmatrix}^\top,$$

$$(4.23) \quad \hat{\Sigma}_2 = \frac{1}{pN} \begin{pmatrix} \sqrt{v_1} \mathbf{X}_1^\top & \sqrt{v_2} \mathbf{X}_2^\top & \cdots & \sqrt{v_N} \mathbf{X}_N^\top \end{pmatrix} \left\{ \mathbf{I}_N \otimes \tilde{\Sigma}_1^{-1} \right\} \begin{pmatrix} \sqrt{v_1} \mathbf{X}_1^\top & \sqrt{v_2} \mathbf{X}_2^\top & \cdots & \sqrt{v_N} \mathbf{X}_N^\top \end{pmatrix}^\top.$$

Thus, the matrices  $\hat{\Sigma}_1$  and  $\hat{\Sigma}_2$  are quadratic forms in

$$\begin{pmatrix} \sqrt{v_1} \mathbf{X}_1 & \sqrt{v_2} \mathbf{X}_2 & \cdots & \sqrt{v_N} \mathbf{X}_N \end{pmatrix}$$

and

$$\begin{pmatrix} \sqrt{v_1} \mathbf{X}_1^\top & \sqrt{v_2} \mathbf{X}_2^\top & \cdots & \sqrt{v_N} \mathbf{X}_N^\top \end{pmatrix},$$

respectively, and the rank of these matrices satisfies the following conditions

$$\text{rank}(\hat{\Sigma}_1) = \text{rank}\left\{ \mathbf{I}_N \otimes \tilde{\Sigma}_2^{-1} \right\} = Nq \text{ if and only if } \tilde{\Sigma}_2 \text{ is positive definite;}$$

$rank(\hat{\Sigma}_2) = rank\{\mathbf{I}_N \otimes \tilde{\Sigma}_1^{-1}\} = Np$  if and only if  $\tilde{\Sigma}_1$  is positive definite.

Hence, maximum likelihood estimators  $\hat{\Sigma}_1$  and  $\hat{\Sigma}_2$  are positive definite if and only if  $Nq \geq p$  and  $Np \geq q$ , or  $N \geq \frac{p}{q}$  and  $N \geq \frac{q}{p}$ , which implies that  $N \geq \max\left(\frac{p}{q}, \frac{q}{p}\right)$ .  $\square$

**Note:** Theorem 4.1 is a special case of theorem 4.2 with  $q = 1$ .

The concept of stability here means that the choice of initial estimates of parameters should not change maximum likelihood estimates  $\hat{\Sigma}_1$  and  $\hat{\Sigma}_2$  in this algorithm. If  $(\hat{\Sigma}_1, \hat{\Sigma}_2)$  and  $(\Sigma_1^*, \Sigma_2^*)$  are two estimates of  $(\Sigma_1, \Sigma_2)$ , obtained by using the same sample data, but different initial estimates, then

$$(4.24) \quad \hat{\Sigma}_1 = a\Sigma_1^* \quad \text{and} \quad \hat{\Sigma}_2 = \frac{1}{a}\Sigma_2^*, \quad \text{with} \quad a > 0.$$

Alternatively, it is similar to saying that maximum likelihood estimates  $\hat{\Sigma}_1$  and  $\hat{\Sigma}_2$  are obtained up to a positive multiplicative constant.

Using the invariance of MLE and the uniqueness of the maximum likelihood estimator of  $\Sigma$  of the multivariate symmetric Laplace distribution,  $\hat{\Sigma}_2 \otimes \hat{\Sigma}_1 = \Sigma_2^* \otimes \Sigma_1^*$ . The equivalence of (4.24) is obtained using the definition 2.1 and the above result. The stability of maximum likelihood estimates  $\hat{\Sigma}_1$  and  $\hat{\Sigma}_2$  measured by  $\|\Sigma_2^* \otimes \Sigma_1^* - \hat{\Sigma}_2 \otimes \hat{\Sigma}_1\|_2$  is validated in the next section.

## 5. THE PERFORMANCE OF THE PROPOSED MLE

In this section, the performance of proposed estimators of  $\Sigma_1$  and  $\Sigma_2$  are shown using simulation. The performance of estimators  $\hat{\Sigma}_1, \hat{\Sigma}_2$  is measured on following metric:

- (1) Empirical bias :-  $\|(\hat{\Sigma}_2 \otimes \hat{\Sigma}_1)_m - \Sigma_2 \otimes \Sigma_1\|_2$ .
- (2) Standardized empirical bias :-

$$\frac{\|(\hat{\Sigma}_2 \otimes \hat{\Sigma}_1)_m - \Sigma_2 \otimes \Sigma_1\|_2}{\|\Sigma_2 \otimes \Sigma_1\|_2}.$$

- (3) The dispersion measured as mean Euclidean distance :-

$$\|\hat{\Sigma}_2 \otimes \hat{\Sigma}_1 - \Sigma_2 \otimes \Sigma_1\|_{2,m}$$

- (4) Standardized mean Euclidean distance:-

$$\frac{\|\hat{\Sigma}_2 \otimes \hat{\Sigma}_1 - \Sigma_2 \otimes \Sigma_1\|_{2,m}}{\|\Sigma_2 \otimes \Sigma_1\|_2}.$$

$(\hat{\Sigma}_2 \otimes \hat{\Sigma}_1)_m$  denotes the empirical mean of estimates of  $\Sigma_2 \otimes \Sigma_1$  over all simulations, and  $\|\cdot\|_{2,m}$  denotes the empirical mean of norms over all simulations.

The simulations illustrate several key aspects of the estimators, including the convergence of the proposed algorithm, the asymptotic reduction of the empirical bias of  $\hat{\Sigma}_2 \otimes \hat{\Sigma}_1$  to zero and the mean Euclidean distance between the estimate and the actual parameter decreases, over time or increases the accuracy of the estimates. Four structures are considered for  $\Sigma_1$  and  $\Sigma_2$ , given as Case 1-4. For all the cases,  $p = 5, q = 3$  and the sample size  $N = 5, 10, 15, 20, 30, 50$  and 100. The number of simulation runs,  $s$  was 200 for  $N = 5, 10$ ; 100 for  $N = 15, 20$ ; 50 for  $N = 30$ ; 30 for  $N = 50$ ; and 20 for  $N = 100$ .

The four structures considered for  $\Sigma_1$  and  $\Sigma_2$  are:

$$\begin{aligned}
 \text{Case 1. } \Sigma_1 &= \begin{bmatrix} 1 & 0 & 0 & 0 & 0 \\ 0 & 0.5 & 0 & 0 & 0 \\ 0 & 0 & 2 & 0 & 0 \\ 0 & 0 & 0 & 3 & 0 \\ 0 & 0 & 0 & 0 & 0.65 \end{bmatrix} \text{ and } \Sigma_2 = \begin{bmatrix} 3 & 0 & 0 \\ 0 & 2 & 0 \\ 0 & 0 & 1 \end{bmatrix}, \\
 & (\|\Sigma_2 \otimes \Sigma_1\|_2 = 14.3323). \\
 \text{Case 2. } \Sigma_1 &= \begin{bmatrix} 1 & 0 & 0 & 0 & 0 \\ 0 & 0.5 & 0 & 0 & 0 \\ 0 & 0 & 2 & 0 & 0 \\ 0 & 0 & 0 & 3 & 0 \\ 0 & 0 & 0 & 0 & 0.65 \end{bmatrix} \text{ and } \Sigma_2 = \begin{bmatrix} 3 & 1.5 & 1 \\ 1.5 & 2 & 0 \\ 1 & 0 & 1 \end{bmatrix}, \\
 & (\|\Sigma_2 \otimes \Sigma_1\|_2 = 17.3432). \\
 \text{Case 3. } \Sigma_1 &= \begin{bmatrix} 5 & 3 & 2.5 & 2 & 1.5 \\ 3 & 4 & 2 & 1.5 & 1 \\ 2.5 & 2 & 3 & 1 & 0.5 \\ 2 & 1.5 & 1 & 2 & 0.2 \\ 1.5 & 1 & 0.5 & 0.2 & 1 \end{bmatrix} \text{ and } \Sigma_2 = \begin{bmatrix} 3 & 0 & 0 \\ 0 & 2 & 0 \\ 0 & 0 & 1 \end{bmatrix}, \\
 & (\|\Sigma_2 \otimes \Sigma_1\|_2 = 40.1388). \\
 \text{Case 4. } \Sigma_1 &= \begin{bmatrix} 5 & 3 & 2.5 & 2 & 1.5 \\ 3 & 4 & 2 & 1.5 & 1 \\ 2.5 & 2 & 3 & 1 & 0.5 \\ 2 & 1.5 & 1 & 2 & 0.2 \\ 1.5 & 1 & 0.5 & 0.2 & 1 \end{bmatrix} \text{ and } \Sigma_2 = \begin{bmatrix} 4 & 1 & 2 \\ 1 & 5 & 3 \\ 2 & 3 & 6 \end{bmatrix}, \\
 & (\|\Sigma_2 \otimes \Sigma_1\|_2 = 109.9245).
 \end{aligned}$$

**Case 1.** Both the matrices  $\Sigma_1$  and  $\Sigma_2$  are diagonal.

**Case 2.**  $\Sigma_1$  is a diagonal matrix, while  $\Sigma_2$  is a non-diagonal matrix with less zeros.

**Case 3.**  $\Sigma_1$  is full matrix or have all non zero entries, while  $\Sigma_2$  is diagonal.

**Case 4.** Both  $\Sigma_1$  and  $\Sigma_2$  are full matrices.



Observations from  $\mathcal{MSL}_{p,q}(\Sigma_1, \Sigma_2)$  are generated using the representation in theorem 2.2.

In all cases, the initial values  $\hat{\Sigma}_1^{(0)}$ ,  $\hat{\Sigma}_2^{(0)}$  are taken as

$$\hat{\Sigma}_1^{(0)} = \frac{1}{qN} \sum_{i=1}^N \mathbf{X}_i \mathbf{X}_i^\top,$$

$$\hat{\Sigma}_2^{(0)} = \frac{1}{pN} \sum_{i=1}^N \mathbf{X}_i^\top \mathbf{X}_i,$$

where  $N$  is the number of sample observations. The initial estimates are depend upon the samples, and  $\epsilon = 10^{-11}$ .

The simulation results lead to the following conclusions:

N	s	Case 1	Case 2	Case 3	Case 4
5	200	103	100	111	121
10	200	110	106	118	126
15	100	114	112	121	129
20	100	116	114	123	131
30	50	119	116	126	133
50	30	121	121	128	136
100	20	125	123	131	140

TABLE 1. **Mean number of iterations required to meet the stopping criterion of this algorithm, for all the Cases (Case 1-4), with  $\epsilon = 10^{-11}$ . For all Cases  $p = 5, q = 3$  (Cases 1-4 are as given above in this section).**

- The initial estimates of  $\Sigma_1$  and  $\Sigma_2$  are taken as  $\hat{\Sigma}_1^{(0)}$  and  $\hat{\Sigma}_2^{(0)}$ , depending on the samples. Using the initial values  $\hat{\Sigma}_1^{(0)}$  and  $\hat{\Sigma}_2^{(0)}$  other than these may affect the number of iterations to meet the stopping criterion. There is a slight difference in the mean number of iterations between case 1 and case 2.
- Figure 1 shows that the empirical bias of the estimator, defined as the Euclidean distance between the empirical mean of estimates over  $s$  simulation runs and the parameter, decreases as sample size  $N$  increases, but not smoothly.
- After standardization of the empirical bias by dividing empirical bias by the Euclidean norm of the parameter, it also asymptotically decreases to zero, as shown in Figure 2.

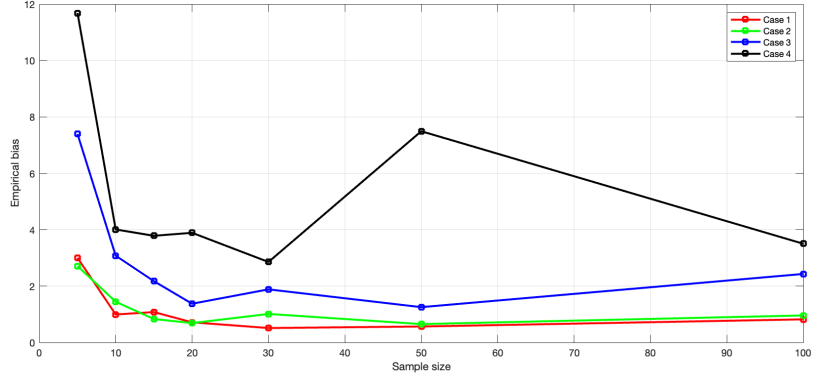


FIGURE 1. Bias analysis of  $\hat{\Sigma}_2 \otimes \hat{\Sigma}_1$ . Empirical Bias is defined as  $\|(\hat{\Sigma}_2 \otimes \hat{\Sigma}_1)_m - \Sigma_2 \otimes \Sigma_1\|_2$ , where  $(\hat{\Sigma}_2 \otimes \hat{\Sigma}_1)_m$  denotes the empirical mean of  $\hat{\Sigma}_2 \otimes \hat{\Sigma}_1$  over  $s$  simulation runs, with respect to the sample size for all four cases.

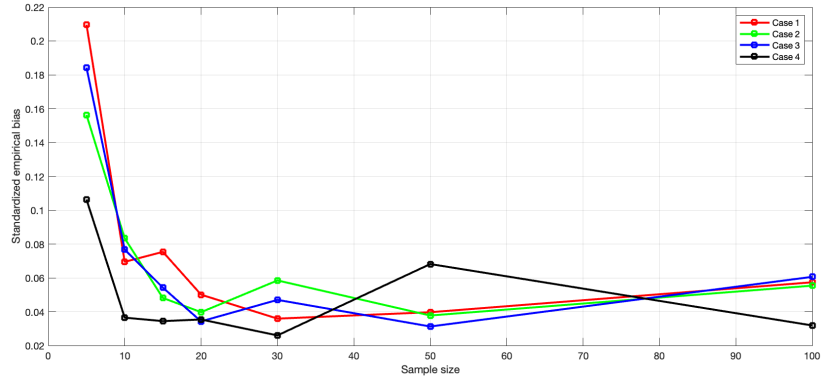


FIGURE 2. Standardized empirical bias, which is obtained by dividing the empirical bias with the Euclidean norm of  $\Sigma_2 \otimes \Sigma_1$ , with respect to the sample size for all four cases.

- The empirical bias defined above is a global measure, or it gives the overall accuracy of the estimate, not the individual. Since it is measured by the norm, it always takes positive values. Therefore, it does not reveal the individual estimates, whether they are overestimated or underestimated.
- The mean Euclidean distance between the estimate and the parameter provides a measure of the dispersion of the estimator around the parameter. From Table 2 and Figure 3, it is observed that dispersion decreases as the sample size increases for all the cases. So,  $\hat{\Sigma}_2 \otimes \hat{\Sigma}_1$  can be considered as a consistent estimator of  $\Sigma_2 \otimes \Sigma_1$ .
- The standardized mean Euclidean distance is obtained by dividing the mean Euclidean distance with the norm of the parameter. In Table 3 and

N	s	Case 1	Case 2	Case 3	Case 4
5	200	15.3506	16.4565	35.9521	88.3959
10	200	8.6235	10.4589	21.7031	52.9683
15	100	6.7777	7.8819	17.4550	42.4146
20	100	5.6789	6.5762	13.7069	37.2061
30	50	4.6789	5.4091	9.9498	33.7878
50	30	3.7975	4.4082	8.5785	21.8492
100	20	2.6464	3.1089	6.5949	15.1519

TABLE 2. Mean Euclidean distance  $\|\hat{\Sigma}_2 \otimes \hat{\Sigma}_1 - \Sigma_2 \otimes \Sigma_1\|_{2,m}$  between estimate  $\hat{\Sigma}_2 \otimes \hat{\Sigma}_1$  and the parameter  $\Sigma_2 \otimes \Sigma_1$ , where  $m$  refers the mean of the Euclidean distance over  $s$  simulation runs.

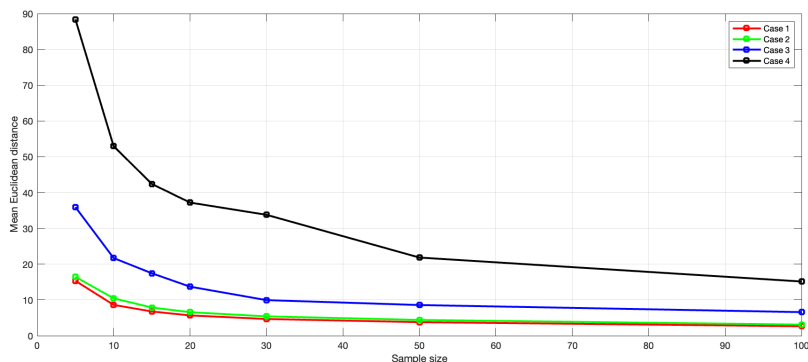


FIGURE 3. Mean Euclidean distance between the estimate and the parameter, with respect to the sample size for all four cases.

Figure 4, it is observed that the standardized mean Euclidean distance is approaching zero as the sample size increases. Table 2 shows that Case 4 has the largest value of dispersion, and Case 1 has the lowest value of dispersion. After the standardization result, Table 3 shows the lowest value of dispersion for Case 4 and the largest value of dispersion for Case 1, which emphasizes the use of standardized dispersion rather than simple dispersion for the measurement of the performance of estimators.

Thus, the proposed algorithm for the matrix variate symmetric Laplace distribution estimate  $\Sigma_2 \otimes \Sigma_1$  for all four structures considered in nominal iterations.

The proposed algorithm for the matrix variate symmetric Laplace distribution can be applied to estimate the parameter  $\Sigma$  of multivariate symmetric Laplace distribution, if  $\Sigma$  can be decomposed into  $\Sigma_2 \otimes \Sigma_1$ , where,  $\Sigma_1, \Sigma_2$  are positive definite matrices, even when the sample is small.

N	s	Case 1	Case 2	Case 3	Case 4
5	200	1.0711	0.9489	0.8957	0.8042
10	200	0.6017	0.6031	0.5407	0.4819
15	100	0.4729	0.4545	0.4349	0.3859
20	100	0.3961	0.3792	0.3415	0.3385
30	50	0.3265	0.3119	0.2479	0.3074
50	30	0.2650	0.2542	0.2137	0.1988
100	20	0.1846	0.1793	0.1643	0.1378

TABLE 3. Standardized mean Euclidean distance between estimate  $\hat{\Sigma}_2 \otimes \hat{\Sigma}_1$  and the parameter  $\Sigma_2 \otimes \Sigma_1$ , (standardization is given as dividing the mean Euclidean distance by norm of the parameter), i.e.  $\frac{\|\hat{\Sigma}_2 \otimes \hat{\Sigma}_1 - \Sigma_2 \otimes \Sigma_1\|_{2,m}}{\|\Sigma_2 \otimes \Sigma_1\|_2}$ .

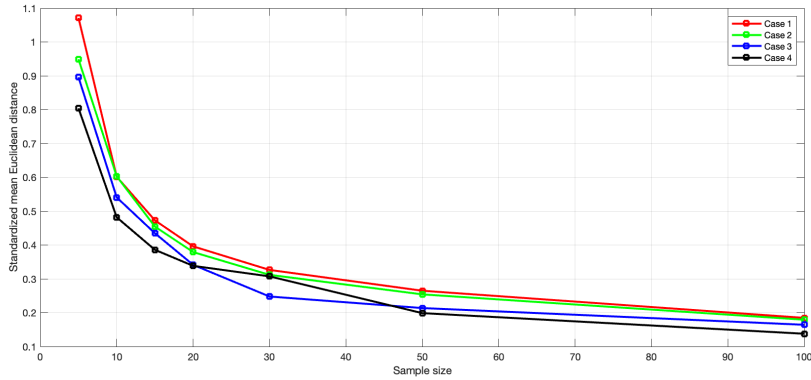


FIGURE 4. Standardized mean Euclidean distance between the estimate and the parameter, with respect to the sample size for all four cases.

## 6. CONCLUSION

In this paper, the extension of multivariate symmetric Laplace distribution to matrix variate case, which arises by the vectorization of the random matrix, is considered. While the matrix variate asymmetric Laplace distribution is already studied in [11], the estimation of their parameters was not studied. With this work, an attempt has been made to fill this gap, and in this process, the probability density function, characteristic function and representation of matrix variate symmetric Laplace distribution are obtained. The EM-based maximum likelihood estimation of the parameters of matrix variate symmetric Laplace distribution is proposed, and the existence condition of the proposed estimators is given with

a discussion on the stability of the estimators. Further, the performance of proposed estimators on two metric, empirical bias and dispersion, is shown using the simulated data. The matrix variate symmetric Laplace distribution can be used in place of the multivariate symmetric Laplace distribution when a small number of sample observations are available, and the scale parameter of the multivariate symmetric Laplace distribution can be decomposed as Kronecker product of two positive definite matrices.

**Acknowledgements:** The first author would like to thank the University Grants Commission, India, for providing financial support.

#### REFERENCES

- [1] F. Bowman, *Introduction to Bessel functions*, Courier Corporation, (2012).
- [2] S. Cambanis, S. Huang, and G. Simons, On the theory of elliptically contoured distributions, *Journal of Multivariate Analysis*, **11**(3), (1981) 368-385.
- [3] P. Dutilleul, The MLE algorithm for the matrix normal distribution, *Journal of statistical computation and simulation*, **64**(2) (1999), 105-123.
- [4] P. S. Dwyer, Some applications of matrix derivatives in multivariate analysis, *Journal of the American Statistical Association*, **62**(318), (1967) 607-625.
- [5] A. P. Dempster, N. M. Laird, and D. B. Rubin, Maximum likelihood from incomplete data via the EM algorithm, *Journal of the Royal Statistical Society: series B (methodological)*, **39**(1), (1977) 1-22.
- [6] T. Eltoft, T. Kim, and T. W. Lee, On the multivariate Laplace distribution, *IEEE Signal Processing Letters*, **13**(5), (2006) 300-303.
- [7] K. Fragiadakis and S. G. Meintanis, Goodness-of-fit tests for multivariate Laplace distributions, *Mathematical and Computer Modelling*, **53**(5-6), (2011) 769-779.
- [8] F. A. Graybill, *Matrices with applications in statistics*, Second edition, Wadsworth, Belmont (1983).
- [9] A. K. Gupta and D. K. Nagar, *Matrix variate distributions*, Chapman and Hall/CRC (2018).
- [10] S. Kotz, T. Kozubowski, and K. Podgórski, *The Laplace distribution and generalizations: a revisit with applications to communications, economics, engineering, and finance*, Springer Science and Business Media, **183** (2001).
- [11] T. Kozubowski, S. Mazur, and K. Podgórski, Matrix variate generalized asymmetric Laplace distributions, *Theory of Probability and Mathematical Statistics* **109** (2023) 55-80.
- [12] T. J. Kozubowski and K. Podgórski, Asymmetric Laplace laws and modeling financial data, *Mathematical and Computer Modelling*, **34**(9-11), (2001) 1003-1021.
- [13] T. J. Kozubowski, K. Podgórski, and I. Rychlik, Multivariate generalized Laplace distribution and related random fields, *Journal of Multivariate Analysis*, **113**, (2013) 59-72.
- [14] T. Kollo and M. S. Srivastava, Estimation and testing of parameters in multivariate Laplace distribution, *Communications in Statistics-Theory and Methods*, **33**(10), (2005) 2363-2387.
- [15] G.J. McLachlan and T. Krishnan, *The EM algorithm and extensions*, John Wiley and Sons, (2007).
- [16] H. Roger and R.J. Charles, *Topics in matrix analysis*, Cambridge University Press, Cambridge, England, (1994).
- [17] F. W. Olver, D. W. Lozier, R. F. Boisvert, and C. W. Clark, *NIST handbook of mathematical functions*, Cambridge University Press (2010).

- [18] T. Varga, *Matrix variate elliptically contoured distributions: stochastic representation and inference*, (Doctoral dissertation, Bowling Green State University) (1990).
- [19] H. Visk, On the parameter estimation of the asymmetric multivariate Laplace distribution, *Communications in Statistics-Theory and Methods*, **38**(4), (2009) 461-470.
- [20] G. N. Watson, *A treatise on the theory of Bessel functions (Vol. 2)*, The University Press, (1922).