



**Universidad
del Valle**

UNIVERSIDAD DEL VALLE
DEPARTAMENTO DE FÍSICA
FACULTAD DE CIENCIAS NATURALES Y EXACTAS
GRUPO GRECO

Cosmology on the Generalized Proca Theory

A THESIS SUBMITTED IN PARTIAL FULFILLMENT OF THE
REQUIREMENTS FOR THE DEGREE OF MASTER IN SCIENCES PHYSICS
("MAESTRÍA EN CIENCIAS - FÍSICA 7178")

SANTIAGO GARCIA SERNA



**Facultad de Ciencias
Naturales y Exactas**

Advisor: Prof. Cesar Alonso Valenzuela Toledo.

Co-advisor: Dr. John Bayron Orjuela Quintana.

Cali, 2024



**Universidad
del Valle**

Universidad del Valle

Abstract

Abstract

This thesis employs the dynamical systems approach to investigate two distinct cosmological models: one based on a dark energy scenario in an anisotropic Bianchi-I background, and the other exploring the viability of dark energy or inflation within the Generalized SU(2) Proca theory in an isotropic background. Both models address key challenges in understanding the expansion history of the Universe. In the first part, we develop a numerical framework to analyze anisotropic dark energy scenarios involving the interaction between a scalar tachyon field and a vector field in a Bianchi-I background. This approach circumvents the limitations of analytical fixed points, enabling the identification of parameter regions where anisotropic accelerated attractor solutions exist, and providing a versatile tool for investigating dark energy models.

The second part focuses on the Generalized SU(2) Proca (GSU2P) theory, an extension of vector-tensor theories recognized for its versatility in describing phenomena such as inflation, late-time acceleration, and compact objects. Using the dynamical systems approach, we evaluate its potential to drive both primordial inflation and late-time cosmic acceleration within a flat FLRW background. Our analysis reveals significant limitations of the GSU2P model, particularly the absence of stable attractors and smooth transitions between cosmological epochs, caused by indeterminacies in the expansion rate of the Universe, which either diverges to infinity or takes on complex values. While the method identifies theoretical regions of interest, it ultimately rules out the model as a complete explanation for the expansion history of the Universe and as a comprehensive description of inflation with a graceful exit to the radiation-dominated era.

Overall, this work demonstrates the utility of dynamical systems techniques in probing the viability of alternative cosmological models and emphasizes the importance of refining theoretical frameworks to reconcile with observational data. Despite the challenges uncovered, the insights gained here contribute to advancing our understanding of the dynamical evolution of the Universe.

Keywords

Dark energy, dynamical system approach, accelerated expansion.

Acknowledgements

I would like to express my deepest gratitude to my family — my father Santiago Garcia Restrepo, my mother Maria Teresa Serna Diaz, and my sister Maria Camila Garcia Serna — for their unwavering support, patience, and encouragement throughout these intense years of academic training. Their readiness to assist me and provide everything I needed has been invaluable.

I would like to extend a special thank you to J. Bayron Orjuela-Quintana for his invaluable support and insightful discussions throughout the research process. His contributions were instrumental to the development of this project. I also wish to express my sincere gratitude to my professors, especially Prof. César Alonso Valenzuela, for his unwavering academic and professional guidance, and to Prof. Yeinzon Rodriguez for his continuous support and encouragement.

Finally, I am deeply grateful to Universidad del Valle and the Department of Physics for their financial support over the past two years. Their assistance made it possible for me to pursue my post-graduate studies.

Cali, 2024

Santiago Garcia Serna

Contents

Abstract	1
Acknowledgements	2
1 Introduction to Modern Cosmology	5
1.1 Background of Standard Cosmology Model Λ CDM - General Relativity	6
1.1.1 Introduction to the Large-Scale Description of the Universe	6
1.1.2 Energy-Momentum Tensor	10
1.2 The Standard Cosmological Model Λ CDM	11
1.2.1 Continuity and Energy Decay Equations for Different Types of Fluids in the Universe	12
1.3 Problems of the Standard Cosmological Model	13
1.3.1 Flatness Problem	13
1.3.2 Horizon Problem	14
1.3.3 Open Problems	14
1.4 Inflationary Universe	15
1.4.1 Solution to the Flatness Problem	15
1.4.2 Solution to the Horizon Problem	16
1.5 Observational Constraints and Dark Energy	16
1.6 Dynamical System Approach	18
1.6.1 Numerical approach	19
1.7 Example: Dark energy model based on a tachyon field.	21
1.7.1 Dynamical System	22
1.7.2 Autonomous System	23
1.7.3 Dynamical Analysis	24
1.7.4 Evolution example	25
1.8 The Generalized SU(2) Proca Theory	27
1.8.1 General Framework	27
2 Numerical Exploration of Dynamical Systems: Anisotropic Tachyon Field in Cosmology	28
2.1 Introduction	28
2.2 Illustration of numerical Method	29
2.2.1 Tachyon field in an anisotropic background	29
2.2.2 Dynamical System	29

2.2.3	Analytical Fixed points	31
2.2.4	Numerical Fixed points	33
2.3	Numerical Integration of the Autonomous Set	35
2.3.1	Isotropic Dark Energy Attractor	36
2.3.2	Anisotropic Dark Energy Attractor	38
2.4	Conclusions	40
3	Challenges to Cosmic Acceleration in Generalized SU(2) Proca Dynamics	42
3.1	Introduction	42
3.1.1	Stability Conditions and Gravitational Wave-Speed Constraint	43
3.1.2	Homogeneous and Isotropic Configuration	44
3.1.3	Cosmological Dynamics in the GSU2P Theory	44
3.2	Accelerated Expansion Driven by the SU(2) Vector Field	45
3.2.1	Autonomous System	46
3.2.2	Fixed Points as Accelerated Solutions	47
3.2.3	Stability Analysis	47
3.2.4	Cosmological Viability of the Fixed Points	48
3.3	Pseudo Stationary States	51
3.3.1	The Stationary Straight Lines	51
3.3.2	Existence of the Central Zone	52
3.3.3	Issues in the Central Zone	54
3.3.4	Regularization of the Autonomous Set	59
3.4	Conclusions	62
	Summary	65
	Appendices	66
A	Numerical Exploration of Dynamical Systems: Anisotropic Tachyon Field in Cosmology	68
A.1	(<i>DE-I</i>) Eigenvalues	68
B	Challenges to Cosmic Acceleration in Generalized SU(2) Proca Dynamics	69
B.1	Dynamical Analysis of the Pseudo-Stationary Straight Lines.	69
B.2	Long Expressions From Regularization	70
	Bibliography	79

Chapter 1

Introduction to Modern Cosmology

Modern cosmology has provided us with the tools to determine the age of the Universe, understand the formation of its structures, discern its energetic composition, and track its evolution over time [1–3]. These advancements are built upon the cosmological principle¹ and the Λ CDM model, which remains the standard framework in cosmology. In this model, the cosmological constant Λ accounts for the accelerated expansion of the Universe [4], while cold dark matter (CDM) is responsible for the formation of cosmic structures [1]. However, despite its successes, recent cosmological data have revealed discrepancies that challenge the adequacy of the Λ CDM model, such as the Hubble tension [1, 5–7], the S_8 tension [8–11], anomalies in the cosmic microwave background (CMB) [12, 13], and the cosmic dipole misalignment [14–16], among others [17–19]. These findings suggest that it is time to explore alternatives to the Λ CDM framework.

In response to these tensions, several theoretical models have emerged, proposing modifications to the standard cosmological model. These alternatives generally fall into two categories: dynamical dark energy models, including quintessence, k-essence, and tachyonic fields [20–25], and covariant modifications of gravity, such as $f(R)$ gravity, theories with non-minimal couplings to gravity, and covariant Galileons [26–29].

Two general classes of models encompass many of these alternatives: one based on scalar fields, known as Horndeski theory [30, 31], and the other based on vector fields, referred to as generalized Proca theory [32–34]. The Proca theory, in particular, has been shown to be highly adaptable to a wide range of cosmological scenarios. It has been employed as a source of inflation during the early Universe [35, 36] and as a candidate for dark energy in the late Universe [37]. Moreover, Proca theory is inspired by the behavior of fundamental fields in particle physics, allowing for modifications in the internal symmetries of the field [38] or in its interactions with the dark sector [39, 40].

A powerful approach to analyze the dynamics of these models is the use of dynamical system techniques [20, 41, 42], which transform the second-order differential equations of motion into a set of autonomous first-order differential equations. The stationary solutions to these equations reveal the behavior of the system in phase space. This method has been widely applied in cosmology [23, 24, 37, 43–46].

In this thesis, we will show how to implement the numerical systems approach to an anisotropic dark energy model based on tachyon fields, identifying the proper conditions to reproduce the evo-

¹The cosmological principle asserts that the Universe is statistically homogeneous and isotropic at large scales [1].

lution history of the expanding Universe. Furthermore, we apply the dynamical systems approach to investigate the generalized SU(2) Proca (GSU2P) theory in a flat, homogeneous, and isotropic background. Our goal in this part is to explore the conditions under which the GSU2P theory can drive cosmic acceleration, either during the early inflationary phase or the late-time accelerated expansion. We identify one fixed point that represents de Sitter expansion, which may be a stable or transient state in the evolution of the Universe, along with other "pseudo-stationary" states at distinct scales in the two-dimensional phase space, corresponding to accelerated expansion and radiation-like behavior.

1.1 Background of Standard Cosmology Model Λ CDM - General Relativity

The formulation of the current standard cosmological model stems from profound questions that have fascinated humanity for centuries, often beginning in childhood: “Why are we here, and how did we come to be here?” Over the past century, these age-old curiosities have transformed into more precise scientific inquiries: “What are the fundamental components of the Universe?”, “Why is the Universe so spatially flat?”, and “How did galaxies form?” [47]. These questions form the core of modern cosmology, shaping the development of the standard model, which is deeply rooted in the principles of general relativity and field theory. Central to this model are Einstein’s field equations, which describe the intricate relationship between the geometry of space-time and the distribution of energy and matter within it,

$$R_{\mu\nu} - \frac{1}{2}Rg_{\mu\nu} + \Lambda g_{\mu\nu} = \frac{1}{m_{\text{P}}^2}T_{\mu\nu}, \quad (1.1)$$

where $R_{\mu\nu}$ denotes the Ricci tensor, R is the scalar of curvature, $g_{\mu\nu}$ represents the metric tensor, Λ is the cosmological constant, m_{P} is the reduced Planck mass, and $T_{\mu\nu}$ is the energy-momentum tensor. Throughout this thesis, natural units $c = \hbar = k_B = 1$ are employed.

1.1.1 Introduction to the Large-Scale Description of the Universe

Scale Factor

The Universe today is expanding, that is, the average distance between galaxies is much greater today than it was in the past, and this expansion is also accelerating [4, 48]. For this reason, it is better to have cosmological descriptions with respect to background or comoving coordinates such that the physical coordinate is:

$$\vec{r} = a(t)\vec{x}, \quad (1.2)$$

where $a(t)$ accounts for the expansion of the Universe and is known as the scale factor, this can be schematized as seen in Figure 1.1.

In this framework, comoving distances remain constant, while physical distances change over time due to the expansion. Similarly, the velocities of particles are described by:

$$\dot{\vec{r}} = \frac{\dot{a}}{a}\vec{r} + a\dot{\vec{x}} = H\vec{r} + \vec{v}_p, \quad (1.3)$$

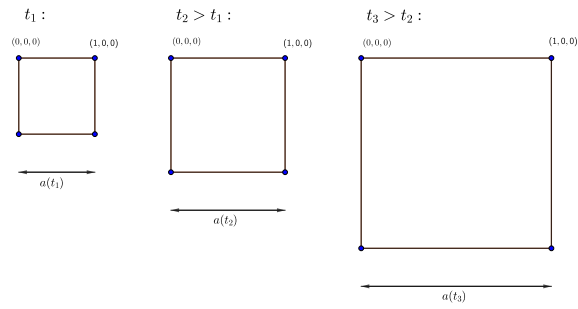


Figure 1.1: Relationship between the co-moving coordinates, blue dots, and physical coordinates, the side of the square at different times.

where H is known as the Hubble parameter and accounts for the rate of expansion of the Universe, \vec{v}_p is the peculiar velocity, or the velocity in the background, but on average at cosmological scales this velocity is zero, as evidenced in Figure 1.2.

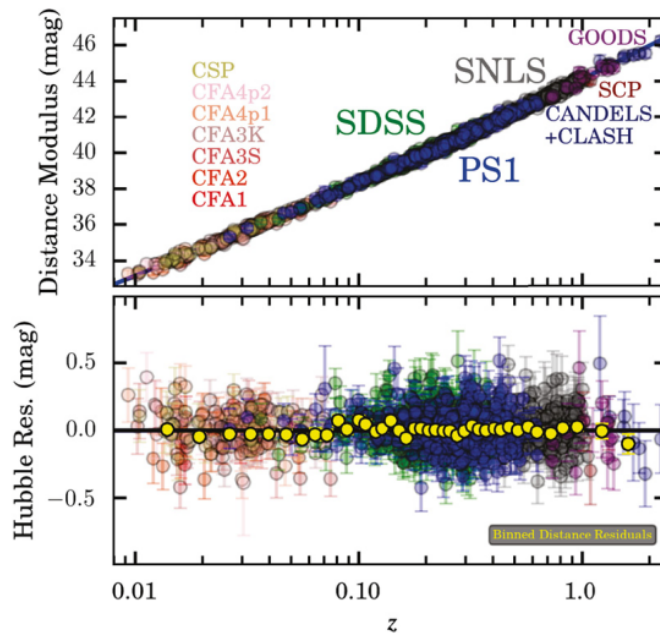


Figure 1.2: Hubble diagram for measuring the recession velocity for different objects as a function of distance, the slope accounts for the rate of expansion or Hubble parameter today, H_0 , taken from [47].

Thus, we can approximate the relationship as

$$v = H_0 r, \tag{1.4}$$

where this equation is known as the Hubble law and H_0 denotes the Hubble parameter today, also called the Hubble constant [49].

Redshift

One of the primary methods for studying cosmological phenomena, measuring distances, and determining the composition of celestial bodies relies on the detection and analysis of electromagnetic radiation [47]. The frequency of this radiation, however, is altered not only by the relative motion between the source and the observer but also significantly by the expansion of the Universe itself. As the Universe expands, the wavelengths of emitted radiation stretch proportionally to the scale factor $a(t)$. Thus, if an object emits radiation with an initial wavelength $\Delta\lambda_0$, the observed wavelength on Earth becomes $\Delta\lambda_f = a(t)\lambda_0$. This stretching of wavelengths, known as redshift, provides a direct measure of the expansion of the universe, with the redshift factor defined as

$$1 + z_r \equiv \frac{\Delta\lambda_f}{\Delta\lambda_0} = \frac{a(t_0)}{a(t)}, \quad (1.5)$$

where z_r is the redshift, and it is conventional to set the scale factor at the present time as $a(t_0) = 1$. It is important to note that if $z_r > 0$, the detected wavelength is longer than the emitted one (indicating the object is going out), hence the term redshift. Conversely, if $z_r < 0$, the detected wavelength is shorter than the emitted one (indicating the object is coming in), which is referred to as blueshift. For very distant objects, however, the peculiar velocity is nearly negligible, as illustrated in Figure 1.2, allowing for an approximation where redshift is directly related to the time elapsed since the observed event occurred.

Cosmological Principle and Geometry

In formulating a theory of the Universe, it is crucial to incorporate observational symmetries, leading to the postulate that the Universe possesses the maximum possible number of symmetries, or equivalently, behaves as a de-Sitter Universe. The primary justification for this postulate comes from observations of the Cosmic Microwave Background (CMB), which reveal that the Universe is statistically homogeneous and isotropic on large scales, with anisotropies of the order of $\Delta T \sim 10^{-5}$ K, a value not sufficiently precise to challenge this assumption as it falls within the observational error range [1]. Therefore, if the Universe is homogeneous and isotropic, the most general metric that can describe this geometry is the Friedman-Lemaître-Robertson-Walker (FLRW) metric, which must reduce to the Minkowski metric of special relativity in the flat limit, $g_{\mu\nu} \sim \text{diag}(-1, 1, 1, 1)$.

To explicitly demonstrate homogeneity and isotropy, the spatial part of the metric can be considered as the implicit metric of a 4D hypersphere, with radius R or iR :

$$\sigma R^2 = x^2 + y^2 + z^2 + w^2, \quad (1.6)$$

$$w^2 = \sigma R^2 - r^2, \quad (1.7)$$

$$dw = -\frac{r dr}{\sqrt{\sigma R^2 - r^2}}, \quad (1.8)$$

where $\sigma = \{-1, 0, 1\}$ and $r^2 = x^2 + y^2 + z^2$. Given that distances are measured in a 4D Euclidean space with a constraint, the spatial line element is

$$d\Sigma^2 = dw^2 + dx^2 + dy^2 + dz^2, \quad (1.9)$$

$$d\Sigma^2 = \frac{r^2 dr^2}{\sigma R^2 - r^2} + dr^2 + r^2 d\Omega, \quad (1.10)$$

$$d\Sigma^2 = \frac{\sigma R^2 dr^2}{\sigma R^2 - r^2} + r^2 d\Omega, \quad (1.11)$$

which leads to the FLRW line element, incorporating the temporal component, $ds^2 = -dt^2 + a^2(t)d\Sigma^2$:

$$ds^2 = -dt^2 + a^2(t) \left(\frac{dr^2}{1 - kr^2} + r^2 d\Omega^2 \right), \quad (1.12)$$

where $d\Omega^2 = d\theta^2 + \sin^2 \theta d\phi^2$ is the differential solid angle in spherical coordinates, t represents cosmic time, r is the comoving distance, $a(t)$ is the scale factor, and $k = \sigma/R^2$ is the spatial curvature. Depending on the value of k , the Universe can be classified as spatially open ($k < 0$), spatially closed ($k > 0$), or spatially flat ($k = 0$), as illustrated in Figure 1.3.

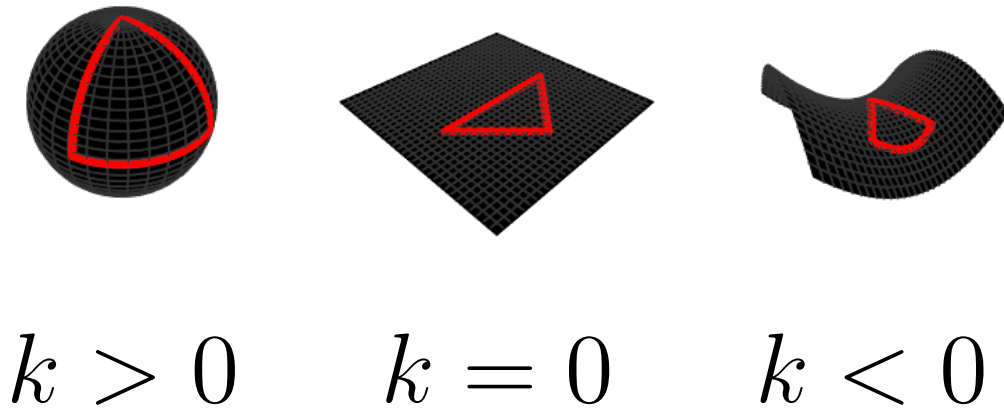


Figure 1.3: Diagram illustrating the behavior of spatial geometry based on the curvature parameter k . The left graph shows a closed, spherical geometry for $k > 0$; the center graph represents a flat, Euclidean geometry for $k = 0$; and the right graph depicts an open, hyperbolic geometry for $k < 0$.

Another Interesting Geometry - Bianchi I

An alternative to the isotropic cosmological background is the anisotropic Bianchi I metric, which describes a universe where the expansion rates along different axes can differ. This metric is particularly useful in scenarios where the cosmological principle may not hold exactly at all scales or if we consider anisotropic anomalies enough to not guarantee the cosmological principle [14–16, 50]. Unlike the FLRW metric, the Bianchi I metric has a more general form, where the spatial components exhibit expansion with rotational symmetry only in the y - z plane, as illustrate in the Figure 1.4. In this context, the Bianchi I metric can be written as:

$$ds^2 = -dt^2 + a^2(t) \left[e^{-4\sigma(t)} dx^2 + e^{2\sigma(t)} (dy^2 + dz^2) \right], \quad (1.13)$$

where $a(t)$ represents the average scale factor, and $\sigma(t)$ denotes the geometric shear, both of which are functions of the cosmic time t . This metric allows for anisotropic behavior during the evolution of the Universe. However, even though we include an anisotropic shear $\sigma(t)$, it must remain small enough to be consistent with observations. This ensures that the anisotropic effects are present but not strong enough to fundamentally challenge the cosmological principle [51].

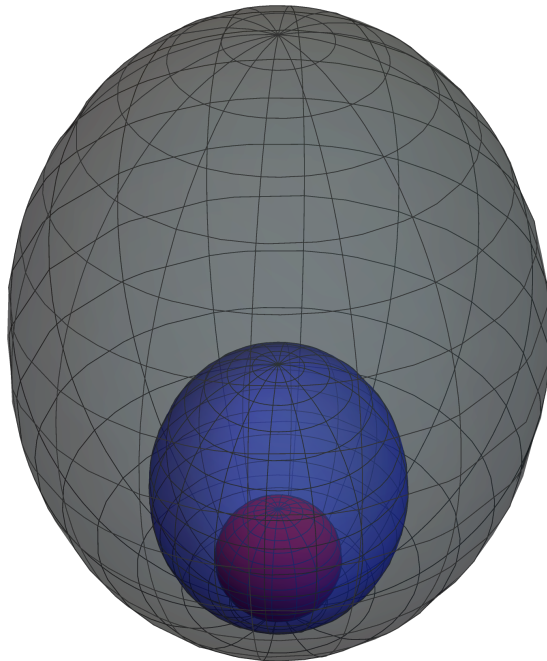


Figure 1.4: Diagram illustrating the evolution of a comoving perfect sphere under the Bianchi-I metric, Eq. (1.13). The red sphere represents the initial condition. Over time, the sphere deforms into an ellipse, as shown by the blue ellipse, and further evolves into a more elongated and larger shape, represented by the black ellipse.

1.1.2 Energy-Momentum Tensor

The most general energy-momentum tensor for any fluid is

$$T_{\alpha\beta} = \begin{bmatrix} T_{00} & T_{01} & T_{02} & T_{03} \\ T_{10} & T_{11} & T_{12} & T_{13} \\ T_{20} & T_{21} & T_{22} & T_{23} \\ T_{30} & T_{31} & T_{32} & T_{33} \end{bmatrix} \quad (1.14)$$

where T_{00} is related to the density, T_{i0} is the energy flux in the i direction, T_{0i} is the momentum density in the i direction, $T_{i(j>i)}$ is the shear stress, $T_{i(j<i)}$ is the momentum flux, and T_{ii} is related to the pressure. Moreover, if the fluid is isolated, the energy momentum tensor is conserved, i.e., $\nabla_{\mu} T^{\mu\nu} = 0$, as is the case for the cosmic fluid, since it represents all the energy content.

Additionally, the density and pressure are defined as $\rho = -T_0^0$ and $p = T_i^i/3$, respectively, and the relation between these quantities is called the equation of state, w , such that

$$w \equiv \frac{p}{\rho}. \quad (1.15)$$

Perfect Fluid,

It is impossible to consider a Universe according to ours without thinking about the energy content present in it. The main assumption is that on large scales, the primary fluids, radiation, matter, and dark matter behave as perfect fluids, i.e., they can be described isentropically. Thus,

$$T^{\mu\nu} = (\rho + p)u^\mu u^\nu - pg^{\mu\nu}, \quad (1.16)$$

where ρ is the fluid density, p the pressure, and u^μ is its four-velocity. Furthermore, the standard fluids can be classified as:

- Non-relativistic components, such as baryonic matter and cold dark matter (CDM), characterized by not exerting pressure, i.e., their equation of state is $w = 0$.
- Relativistic components, such as electromagnetic radiation, massless neutrinos, and hot dark matter (HDM), characterized by having the equation of state $w = 1/3$, as described in the Refs [47, 52].

1.2 The Standard Cosmological Model Λ CDM

The standard cosmological model, also known as the Λ CDM model, is founded upon the cosmological principle, which asserts that the Universe is homogeneous and isotropic on large scales. Consequently, the line element is described by Eq. (1.12), and the governing equations at these scales are derived from general relativity, as expressed in Eq. (1.1). Beginning with the description of the fluid in its rest frame, where $u^i = 0$, it can be demonstrated that the Einstein field equations yield two independent equations, commonly referred to as the Friedman equations:

$$3m_{\text{P}}^2 H^2 = \rho + m_{\text{P}}^2 \Lambda - 3m_{\text{P}}^2 \frac{k}{a^2} = \rho_{\text{total}} - 3m_{\text{P}}^2 \frac{k}{a^2}, \quad (1.17)$$

$$-2\dot{H} - 3H^2 = \frac{p}{m_{\text{P}}^2} + \frac{k}{a^2} - \Lambda, \quad (1.18)$$

In Eq. (1.17), the left-hand side represents the geometric aspects, while the right-hand side accounts for the contributions to the density, where $\rho_{\text{total}} = \rho + m_{\text{P}}^2 \Lambda$, along with the spatial curvature term $3m_{\text{P}}^2 k^2/a^2$. The unknown variables in Eqs. (1.17) and (1.18) are $\rho(t)$, $a(t)$, and $p(t)$; however, $p(t)$ can be determined using the equation of state, Eq. (1.15), and the condition $\nabla_\mu T^{\mu\nu} = 0$, leading to the fluid continuity equation:

$$\dot{\rho} + 3H(\rho + p) = 0. \quad (1.19)$$

A straightforward method for analyzing such systems is through dynamical analysis. To facilitate this study, it is convenient to introduce dimensionless variables normalized by the critical

density $\rho_c = 3m_{\text{p}}^2 H^2$, resulting in the density parameters for the fluid ρ , the cosmological constant, and the curvature parameter:

$$\Omega = \frac{\rho}{3m_{\text{p}}^2 H^2}, \quad \Omega_{\Lambda} = \frac{\Lambda}{3H^2}, \quad \Omega_k = -\frac{k}{a^2 H^2}, \quad (1.20)$$

respectively. The first Friedman equation, Eq. (1.17), then simplifies to

$$1 = \Omega + \Omega_{\Lambda} + \Omega_k, \quad (1.21)$$

and the second Friedman equation, Eq. (1.18), can be expressed in terms of the deceleration parameter $q \equiv -\frac{a\ddot{a}}{\dot{a}^2} = -1 - \frac{\dot{H}}{H^2}$:

$$q = \frac{1}{2}\Omega(1 + 3w) - \Omega_{\Lambda}. \quad (1.22)$$

Incorporating Ω_{Λ} into Ω within the deceleration parameter, we obtain

$$q = \frac{1}{2}\Omega(1 + 3w), \quad (1.23)$$

where it is evident that if $q > 0$, the Universe is decelerating, and if $q < 0$, the Universe is accelerating. This acceleration occurs when $w < -1/3$, as indicated in Eq. (1.23). Any fluid capable of generating this effect is categorized as dark energy (DE).

1.2.1 Continuity and Energy Decay Equations for Different Types of Fluids in the Universe

The continuity equation for perfect fluids is provided by Eq. (1.19). With knowledge of the equation of state $p(\rho)$, information about the evolution of the fluid can be deduced. The behavior of relativistic, non-relativistic components, and the cosmological constant can be analyzed with respect to the scale factor.

Relativistic Components

For relativistic components, the equation of state is given by $w = \frac{1}{3}$. Consequently, the continuity equation becomes

$$\dot{\rho}_r + 4\frac{\dot{a}}{a}\rho_r = 0, \quad (1.24)$$

with a solution that satisfies

$$\rho_r \propto \frac{1}{a^4}, \quad (1.25)$$

indicating that relativistic components decay proportionally to a^4 as the Universe expands. Additionally, assuming a flat Universe ($k = 0$), the differential equation (1.17) can be solved with $\rho_{\text{total}} = \rho_r$. Given that $H = \dot{a}/a$, we obtain $a \propto t^{1/2}$.

Non-Relativistic Components

For non-relativistic components, the equation of state is $w = 0$. Hence, the continuity equation becomes

$$\dot{\rho}_m + 3\frac{\dot{a}}{a}\rho_m = 0, \quad (1.26)$$

with a solution that satisfies

$$\rho_m \propto \frac{1}{a^3}, \quad (1.27)$$

indicating that non-relativistic components decay as a^3 , corresponding to the volume expansion of the Universe. Furthermore, assuming a flat Universe, the differential equation (1.17) can be solved with $\rho_{\text{total}} = \rho_m$, yielding $a \propto t^{2/3}$.

Dark Energy with a Constant Equation of State w

For dark energy (DE), characterized by $w < -\frac{1}{3}$, the continuity equation is

$$\dot{\rho}_{\text{DE}} + 3(1+w)\frac{\dot{a}}{a}\rho_{\text{DE}} = 0, \quad (1.28)$$

with a solution that satisfies

$$\rho_{\text{DE}} \propto \frac{1}{a^{3(1+w)}}, \quad (1.29)$$

indicating that dark energy components decay as $a^{3(1+w)}$ if $w > -1$, remain constant if $w = -1$ (as in the case of Λ), and grow if $w < -1$ as the Universe expands. Consequently, if this form of dark energy exists, it is expected to eventually dominate the energy content of the Universe, as it increasingly overtakes matter and radiation². In addition, assuming a flat Universe, the differential equation (1.21) can be solved for $\rho_{\text{total}} = m_{\text{p}}^2 \Lambda$, i.e., $w = -1 \rightarrow a(t) \propto e^{t\sqrt{\Lambda/3}}$, or for $\rho_{\text{total}} = \rho_{\text{DE}}$, yielding $w \neq -1 \rightarrow a(t) \propto t^{2/(3(1+w))}$ [52].

1.3 Problems of the Standard Cosmological Model

1.3.1 Flatness Problem

The flatness problem can be seen from the equation Eq. (1.21) by taking $\Omega_{\text{total}} = \Omega + \Omega_{\Lambda}$, such that,

$$|\Omega_{\text{total}}(t) - 1| = |\Omega_k(t)|, \quad (1.30)$$

if $\Omega_k(t_i) = 0$ it is because $k = 0$ as $a(t_i)H(t_i) < \infty$, Eq. (1.20), since these are measurable physical quantities, therefore, $\Omega_k(t) = 0$ for all t , meaning that if the Universe starts flat, it remains flat. Additionally, if we study the behavior of $a^2 H^2$ during the early evolution of the Universe, assuming that only radiation or matter is present, we find that

²Henceforth, the terms "radiation" and "relativistic matter" will be used interchangeably, as well "non-relativistic matter" and "matter."

- For radiation dominance

$$a^2 H^2 \propto t^{-1} \implies |\Omega_{\text{total}}(t) - 1| \propto t. \quad (1.31)$$

- For matter dominance

$$a^2 H^2 \propto t^{-2/3} \implies |\Omega_{\text{total}}(t) - 1| \propto t^{2/3}. \quad (1.32)$$

In other words, if the Universe did not start flat initially, it should be even less flat today, as the difference $|\Omega_{\text{total}}(t) - 1|$ increases both for matter and radiation dominance. Therefore, flat geometry is unstable and any slight deviation from $\Omega_{\text{total}} = 1$ will cause the Universe to become spatially curved. However, observations show that $\Omega(t_0) \approx 1$ [1], where t_0 is the current age of the Universe. The problem here is that to obtain these results, the Universe must have been even flatter initially, for example, during the nucleosynthesis period³, $t \sim 1s$, it must have satisfied $0.99999999999999999999 \leq \Omega_{\text{total}} \leq 1.00000000000000000001$ [52].

The flatness problem arises from the lack of a theoretical mechanism to generate these initial conditions $|\Omega_{\text{total}}(t_0) - 1| \approx 0$. In other words, if $|\Omega_{\text{total}}(t_0) - 1|$ is an increasing function of time, what mechanism causes $\Omega_{\text{total}}(t_0)$ to be very close to 1 today? The only remaining solution is to make what is known as a fine-tuning of the initial conditions and assume that the Universe was always flat. However, these ideas are not very physically acceptable.

1.3.2 Horizon Problem

The horizon problem arises from the observations of the Cosmic Microwave Background (CMB). In the current cosmological model, the Universe has a finite age, which implies the existence of an observational horizon. Given this finite age, if we measure the temperature of the CMB at different points across the sky, one would expect significant variations between regions that are widely separated, as there hasn't been sufficient time for them to achieve thermal equilibrium. However, observations reveal that the temperature distribution of the Universe is remarkably uniform, with an average of 2.725 K in all directions [1], as illustrated in Figure 1.5.

1.3.3 Open Problems

The attempt to study the current expansion of the Universe and measure the Hubble constant today H_0 has represented one of the greatest challenges in physics of our time. There are many ways to obtain it. One way is model-dependent, usually the Λ CDM model based on data detected by the PLANCK project ($H_0 = (67.27 \pm 0.60)km/sMpc$ with 68% confidence) [1, 12, 53], and the other way is based on measuring local phenomena, such as those done by the SH0ES collaboration ($H_0 = (73.04 \pm 1.04)km/sMpc$ with 68% confidence) [53–55]. The main problem here is not that there are various ways to measure H_0 , but that the measurements based on the CMB and local measurements based on supernovae Ia have a discrepancy of around 5σ , known as the **H_0 tension** [18, 56]. Besides the H_0 tension, there is also the **cosmological constant problem**, as there is no

³Nucleosynthesis is the early epoch in the Universe where nuclear reactions took place, forming the first elements, as photons had energies of the order of 1 MeV.

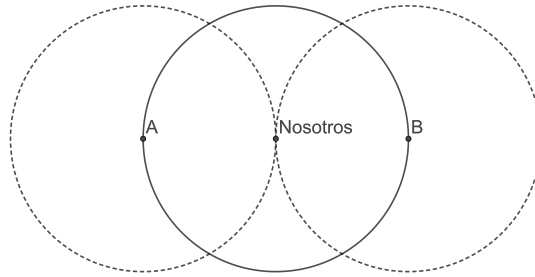


Figure 1.5: *Schematic of the observational horizon of the Universe. The center of the semicircle represents our location in the Universe, points A and B are two regions located at the antipodes of our causally disconnected Universe since they are not within their observational horizons.*

fundamental explanation for introducing the cosmological constant Λ . Initially, the most natural correspondence was between Λ and the quantum vacuum energy. However, when comparing observational results with the predictions of the standard model of particle physics, a difference of 120 orders of magnitude is found [57, 58]. Additionally, **observations have also shown other possible cosmological anomalies**, indicating that the Λ CDM model may need modification, considering dynamic dark energy models or corrections in the geometry of the Universe, as it has been shown that such models could slightly correct these problems [53].

1.4 Inflationary Universe

In 1981, Alan Guth proposed inflation as a solution to the horizon and flatness problems [52, 59]. Inflation is defined as a period in the Universe during which its expansion occurs in an accelerated manner,

$$\text{INFLATION} \iff \ddot{a}(t) > 0, \quad (1.33)$$

as seen in Eq. (1.23). To produce accelerated expansion, it is necessary that the equation of state of the fluid satisfies the relation $w < -1/3$. The typical example is Λ , as it behaves like a fluid with equation of state $w = -1$ and causes the scale factor to grow as

$$a(t) = e^{\sqrt{\frac{\Lambda}{3}}t}, \quad (1.34)$$

that is, when the dominance is the cosmological constant, it causes the expansion of the Universe to occur in an accelerated manner.

1.4.1 Solution to the Flatness Problem

Starting from Eq. (1.30), it was observed that in the dominances of radiation and matter, the spatial curvature of the Universe always increases, Eqs. (1.31) and (1.32). When a dark energy-dominated epoch based on Λ is added, it is possible to reduce this effect because

$$\ddot{a} > 0 \implies \frac{d}{dt}(\dot{a}) > 0 \implies H = \dot{a}/a \implies \frac{d}{dt}(aH) > 0. \quad (1.35)$$

Therefore, the presence of the cosmological constant drastically brings the conditions closer to flatness,

$$|\Omega_{\text{total}}(t) - 1| \propto \exp\left(-\sqrt{\frac{4}{3}}\Lambda t\right). \quad (1.36)$$

However, although the inclusion of this fluid in the early stage of the Universe sets the initial conditions very close to $\Omega_{\text{total}} \sim 1$, it will not remain flat throughout its evolution. In the future, it may tend to deviate from a flat Universe, as illustrated in Figure 1.6.

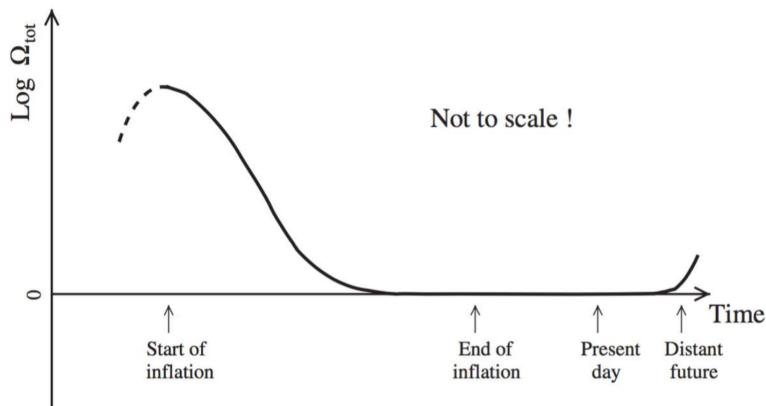


Figure 1.6: Evolution of the logarithm of the total density parameter $\log \Omega_{\text{total}}$. The first part of the curve is an arbitrary initial condition, the inflation process eliminates these conditions and makes the Universe highly flat. $\Omega_{\text{total}} \sim 1$, yet, in the future, the Universe could tend to deviate from 1 as observed at the end of the curve, taken from [52].

1.4.2 Solution to the Horizon Problem

At the beginning of the Universe, all the energy content was closer together. Due to accelerated expansion, the causal zone of our observable Universe is smaller today. Accelerated expansion allows thermal equilibrium between causally disconnected extremes today because before inflation they were connected and could reach thermal equilibrium. Once inflation ends, the causal connection between the extremes is lost, reducing the causal zone of our current Universe compared to the young Universe, as schematized in Figure 1.7. Additionally, to achieve the initial conditions today and properly maintain all processes during the evolution of the Universe (Nucleosynthesis, CMB, structure formation, accelerated expansion due to dark energy), the inflation process must be perfectly exponential and occur in the first 10^{-34} s or during 60 e -folds so that the Universe expands by a factor of $a_{\text{final}}/a_{\text{inicial}} \sim 10^{43}$ [52, 59].

1.5 Observational Constraints and Dark Energy

As has been discussed, the Universe today is experiencing accelerated expansion [4, 48]. Similar to inflation, this accelerated expansion can be explained by the fluid known as "dark energy," whose main characteristic is that its equation of state satisfies $w < -1/3$, meaning it can produce accelerated expansion. The first attempt to introduce dark energy in cosmological models was Λ . However, due to previously mentioned issues, such as the nature of Λ , the Hubble tension [1, 5–7],

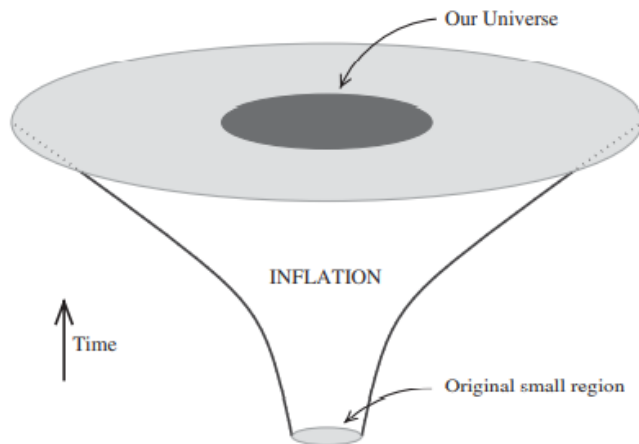


Figure 1.7: Schematic of the change in the size of the Universe due to the inflation process, taken from [52].

the S_8 tension [8–11], anomalies in the cosmic microwave background (CMB) [12, 13], and the cosmic dipole misalignment [14–16], among others [17–19]. It is convenient to describe dark energy with additional degrees of freedom. These can include tachyonic fields [20, 60], quintessence fields [20], vector fields [61–67], p-forms [24, 68, 69], among other possible descriptions that can generate a viable model of dark energy.

Additionally, the fluid describing dark energy must comply with all observational constraints, such as the history of the Universe, illustrated in Figure 1.8. More specifically, it must meet constraints related to the processes occurring within this history. For instance, at the epoch where there is equality between the amount of matter and radiation, at $z_r = 3200$, the Big Bang Nucleosynthesis (BBN) must be completed adequately, implying that the dark energy density parameter satisfies $\Omega_\Lambda < 0.045$. At $z_r = 50$, dark energy must satisfy $\Omega_\Lambda < 0.02$ due to CMB constraints [47, 52, 53]. Additionally, the values of the density parameters today are $\Omega_\Lambda \sim 0.69$, $\Omega_m \sim 0.31$, and $\Omega_r \sim 10^{-4}$ [1].

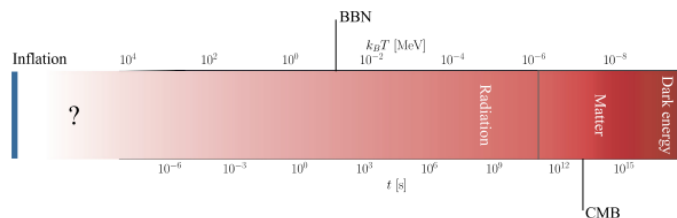


Figure 1.8: Representation of the history of the Universe as a function of time and temperature, indicating the type of dominance in each epoch. Furthermore, the first seconds of the Universe are still not well understood, taken from [47].

1.6 Dynamical System Approach

One of the most effective tools for analyzing the parameter space of theoretical models is the dynamical systems approach [20, 41, 42, 70]. This technique is particularly powerful in cosmology, where the equations of motion for the fields are reformulated using dimensionless variables, typically derived from the first Friedman equation. This transformation results in a set of autonomous first-order differential equations, with their stationary solutions residing in the phase space of the dynamical variables.

In general, an autonomous system can be schematically written as:

$$\{x'_i = f_i(x_1, \dots, x_n; a_1, \dots, a_k) \mid i = 1, \dots, n\}, \quad (1.37)$$

where the prime denotes differentiation with respect to the number of e -folds, and f_i represents algebraic functions of the n variables x_j and the k parameters a_j of the model.

The stationary solutions of this system, defined by:

$$\{x'_i = 0 \mid i = 1, \dots, n\}, \quad (1.38)$$

are known as fixed points. These fixed points are determined by solving the algebraic equations:

$$\{f_i(x_1, \dots, x_n; a_1, \dots, a_k) = 0 \mid i = 1, \dots, n\}. \quad (1.39)$$

In many cases, these equations are analytically solvable, allowing the fixed points to be expressed as functions of the model parameters. This enables a comprehensive characterization of the parameter space and its corresponding asymptotic behaviors.

However, in more complex scenarios, analytical solutions may not exist. For example, if any equation $f_i = 0$ contains a polynomial of degree greater than four, the fundamental theorem of Galois theory [71] guarantees the absence of closed-form solutions. In such cases, numerical methods become indispensable for investigating the parameter space and analyzing the behavior of the system near its fixed points.

This dynamical systems approach has found extensive applications in cosmology (see, e.g., Refs. [23, 24, 37, 43–46]), enabling the study of critical phenomena such as cosmic acceleration, transitions between different cosmological epochs, and the asymptotic dynamics encoded in the properties of each fixed point and its stability. This provides a foundation for deeper exploration of the system's evolution and its physical implications.

Stability

Now, let us analyze the stability of the fixed points, specifically investigating whether the system's evolution in their vicinity converges towards or diverges away from them. To achieve this, we consider Eq. (1.37) in a component-wise manner near a fixed point, where $f(\vec{x}_0) = 0$. In this context, we proceed as follows:

$$\dot{x}^i = \left. \frac{\partial f^i}{\partial x^j} \right|_{\vec{x}_0} (x^j - x_0^j) + \mathcal{O}\left(\left(x^j - x_0^j\right)^2\right), \quad (1.40)$$

where $J_j^i = \left. \frac{\partial f^i}{\partial x^j} \right|_{\vec{x}_0}$ is known as the Jacobian matrix, which is not necessarily diagonal. However, it is always possible to diagonalize the system by finding the eigenvalues and eigenvectors, transforming the system into the eigenbasis such that the equations take the form

$$\dot{u}^i = D_j^i (u^j - u_0^j) = \lambda_i (u^i - u_0^i), \quad (1.41)$$

where λ_i are the eigenvalues of the matrix J . Thus, in the variables u , which correspond to the eigenbasis, the problem is decoupled, and the solutions near the fixed point u_0^j take the form

$$u^i(t) = A^i e^{\lambda_i t} + u_0^i, \quad (1.42)$$

where A^i is a constant depending on the initial conditions. Depending on the sign of $\text{Re}(\lambda_i)$, the fixed point can be classified as an attractor or a repeller in the direction of e_{u^i} , such that:

- If $\text{Re}(\lambda_i) < 0$, u_0 is an attractor since, in Eq. (1.42), as $t \rightarrow \infty$, $|u^i(t) - u_0^i| \rightarrow 0$, meaning it gets closer to the fixed point.
- If $\text{Re}(\lambda_i) > 0$, u_0 is a repeller since, in Eq. (1.42), as $t \rightarrow \infty$, $|u^i(t) - u_0^i| \rightarrow \infty$, meaning it moves away from the fixed point.
- If $\text{Re}(\lambda_i) = 0$, the point exhibits periodic solutions around the fixed point u^i , without necessarily converging to it.

Thus, a fixed point is classified as an **attractor** if the real part of all eigenvalues satisfies $\text{Re}(\lambda_i) < 0$, a **repeller** if for all eigenvalues $\text{Re}(\lambda_i) > 0$, and if the real parts of the eigenvalues include both positive and negative values, it is classified as a **saddle** point [70, 72, 73]. When the system is not compact, the existence of multiple attractors can significantly influence the dynamical behavior, necessitating the study of nullclines or pseudo fixed points. Unlike traditional fixed points, pseudo fixed points do not require $\dot{x}_j = 0$ for all j ; however, the approach for analyzing the dynamics remains similar to that used for traditional fixed points [74].

1.6.1 Numerical approach

As we mentioned, there are cases where finding the fixed points becomes an impossible task. In this context, we present a general framework to analyze the stability properties of regions in the parameter space of models without analytical fixed points. Assuming an autonomous system of n differential equations, as described in Eq. (1.37), our numerical approach follows these key steps:

1. Selection of a representative region within the parameter space of the model.

This involves defining an interval for each parameter, such that $a_{i_{\min}} < a_i < a_{i_{\max}}$ for $i = 1, \dots, k$. The Cartesian product of these intervals forms a subsection of the parameter space. The length of each interval should account for the model's physical constraints and the symmetries of the autonomous system.

2. Application of physical constraints to differentiate between cosmologically viable and non-viable fixed points.

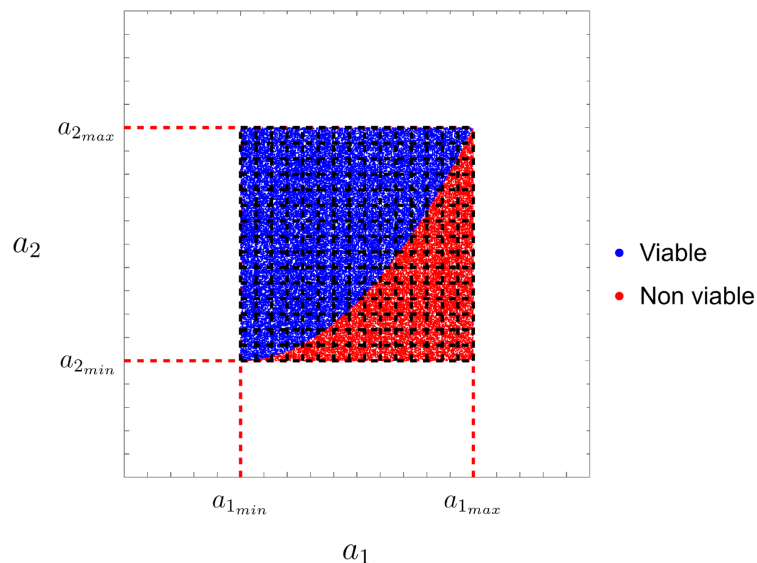


Figure 1.9: Parameter space where a stochastic search for viable and non-viable points has been performed.

These constraints ensure that the numerical solutions of the autonomous equations align with physically meaningful properties of the model. For instance, imposing the condition $w_{\text{eff}} < -1/3$, where w_{eff} represents the effective equation of state, ensures that any resulting solution describes an accelerated expansion of the universe. Other constraints may include non-negativity of density parameters for consistency with physical laws. Solutions meeting these criteria are labeled as “cosmologically viable,” while those failing to satisfy them are categorized as “non-viable” and excluded. It is important to note that all cosmologically viable solutions derived from the same parameter set are indistinguishable in terms of physical interpretation.

3. Stochastic exploration of cosmologically viable solutions within the chosen parameter space region.

A large set of N random points in the parameter space $\{a_1, \dots, a_k\}$ is generated. For each set of parameters, fixed points are determined by numerically solving the system of algebraic equations $\{f_i(x_1, \dots, x_n) = 0 \mid i = 1, \dots, n\}$ ⁴. Subsequently, the physical constraints from the prior step are applied to classify the solutions. Points that fulfill the constraints are marked as “cosmologically viable,” whereas those that do not are labeled “non-viable” and removed from further consideration. For models involving two parameters, this stochastic exploration may result in outcomes similar to those illustrated schematically in Figure 1.9. In this context, all cosmologically viable solutions correspond to accelerated states of the system, such as Dark Energy (DE)-dominated fixed points.

4. Stability analysis of the region of viable points.

In general, the stability of a fixed point is assessed by calculating the real parts of the eigenvalues of the Jacobian matrix evaluated at that point, as discussed in the previous section. In

⁴This can be achieved using standard numerical methods, such as `NSolve` in `Mathematica`.

the context of cosmology, a consistent expansion history necessitates the presence of at least three distinct fixed points: *i*) a radiation-dominated point, which may function as either a saddle or a source; *ii*) a matter-dominated saddle point; and *iii*) a dark energy DE dominated point, which typically acts as an attractor of the system.

Note that for a given point in the parameter space, there could exist several fixed points with their own stability; for example, the three stages of dominance (radiation, matter, and DE epochs) should exist for a given set of parameters in order for the model to be able to reproduce a correct expansion history. Therefore, it is necessary to compute all the available Jacobian matrices (and their eigenvalues) for each set of parameters yielding cosmologically viable solutions. Since viable solutions from a given set of parameters have the same physical characteristics, the stability of the point in the parameter space is determined by the most stable point, that is:

- If all eigenvalues of at least one of the matrices are negative, then this point is an attractor and the other possible fixed points are discarded.
- If all eigenvalues of all matrices are positive, then the stability corresponds to a repeller.
- If the stability is not an attractor neither a repeller in the sense described above, one or more matrices have a mix of positive and negative eigenvalues, and the stability is of a saddle point.

Here, we are mainly interested in DE dominated attractor points. Therefore, once an attractor is found, the computation of the Jacobian matrices for the given set of parameters is stopped, just to proceed to another point in the parameter space.

In the chapter 2, we will illustrate the numerical method described here by analyzing the asymptotic behavior of a specific model, prioritizing the search of DE domination points.

1.7 Example: Dark energy model based on a tachyon field.

Tachyonic fields essentially originate from the D-brane theory in string theory, where the tachyonic field arises from the excitation of spacetime instabilities (commonly used to describe density perturbations or the reheating stage after inflation). These fields are characterized by having a complex mass or being superluminal⁵ [20], such that the contribution of the tachyonic field is described by a D3-brane as

$$S_\phi = - \int d^4x V(\phi) \sqrt{-\det(g_{\mu\nu} + \partial_\mu\phi\partial_\nu\phi)}, \quad (1.43)$$

where $V(\phi)$ represents the tachyonic potential and ϕ denotes the tachyonic field. The functional form of the potential V can vary depending on the phenomena being described. However, the specific details of the potential are beyond the scope of this thesis. Instead, the focus lies on the cosmological effects it may produce. Notably, for the model to be a viable candidate for dark

⁵A field or particle is said to be superluminal when its propagation speed exceeds the speed of light.

energy, it is crucial that $\partial_\mu\phi \ll 1$, as will be demonstrated below:

When the condition $\partial_\mu\phi \ll 1$ is satisfied, the determinant can be approximated as

$$\det(g_{\mu\nu} + \partial_\mu\phi\partial_\nu\phi) \approx g + gg^{\mu\nu}\partial_\mu\phi\partial_\nu\phi, \quad (1.44)$$

which implies that the effective action is expressed in terms of a field that, while not superluminal, originates from the same functional structure, given by

$$S_\phi = - \int d^4x V(\phi) \sqrt{-g} \sqrt{1 + \partial^\mu\phi\partial_\mu\phi}. \quad (1.45)$$

Thus, by varying the action with respect to the metric, the energy-momentum tensor associated with the tachyonic field is obtained as,⁶

$$T_{\mu\nu} = \frac{V(\phi)\partial_\mu\phi\partial_\nu\phi}{\sqrt{1 + g^{\alpha\beta}\partial_\alpha\phi\partial_\beta\phi}} - g_{\mu\nu}V(\phi)\sqrt{1 + g^{\alpha\beta}\partial_\alpha\phi\partial_\beta\phi}. \quad (1.46)$$

Assuming that the geometry is described by a flat FLRW metric ($k = 0$) as shown in Eq. (1.12), we choose the field to depend solely on time, i.e., $\phi \equiv \phi(t)$, in order to maintain the same symmetry as the metric for simplicity. As a result, the energy density ρ_ϕ and pressure p_ϕ associated with the field are expressed as:

$$\rho_\phi = -T_0^0 = \frac{V(\phi)}{\sqrt{1 - \dot{\phi}^2}}, \quad (1.47)$$

$$p_\phi = T_i^i = -V(\phi)\sqrt{1 - \dot{\phi}^2}, \quad (1.48)$$

respectively. Therefore, the equation of state for this dark energy model becomes

$$w_{\text{DE}} = -1 + \dot{\phi}^2, \quad (1.49)$$

implying that for the tachyonic field to drive accelerated expansion, it is necessary that $|\dot{\phi}| < \sqrt{2/3}$. In the limit $\dot{\phi} \sim 0$, the cosmological constant effect is recovered. However, in general, the equation of state for the tachyonic field can evolve dynamically throughout the history of the universe, as $\dot{\phi}$ is not necessarily constant. This makes it a model for dynamical dark energy.

1.7.1 Dynamical System

The action encompassing all cosmological effects, including geometry, the tachyonic fluid, and perfect fluids of radiation and matter, is given by

$$S \equiv \int d^4x \sqrt{-g} \left(\frac{m_{\text{P}}^2 R}{2} - V(\phi) \sqrt{1 + \partial_\mu\phi\partial^\mu\phi} + \mathcal{L}_m + \mathcal{L}_r \right), \quad (1.50)$$

Then, the Friedman equations are expressed as

$$1 = \frac{\rho_\phi}{3m_{\text{P}}^2 H^2} + \frac{\rho_r}{3m_{\text{P}}^2 H^2} + \frac{\rho_m}{3m_{\text{P}}^2 H^2}, \quad (1.51)$$

$$-2m_{\text{P}}^2 \dot{H} = \dot{\phi}^2 \rho_\phi + \frac{4}{3} \rho_r + \rho_m, \quad (1.52)$$

⁶The general energy momentum tensor can be computed using the expression $T_{\mu\nu} = g_{\mu\nu}\mathcal{L} - 2\frac{\delta\mathcal{L}}{\delta g^{\mu\nu}}$.

and the equation of motion for the tachyon field is

$$\frac{\ddot{\phi}}{1 - \dot{\phi}^2} + 3H\dot{\phi} + \frac{1}{V} \frac{dV}{d\phi} = 0. \quad (1.53)$$

The continuity equations for radiation and matter are given by Eqs. (1.24) and (1.26), respectively [20, 60].

Before solving the equations describing the dynamics of the universe, it is necessary to introduce dimensionless variables to establish an autonomous system of differential equations. For this model, the standard variables are defined as [60]:

$$x = \dot{\phi}, \quad y^2 = \frac{V}{3m_p^2 H^2}, \quad \Omega_m = \frac{\rho_m}{3m_p^2 H^2}, \quad \Omega_r = \frac{\rho_r}{3m_p^2 H^2}. \quad (1.54)$$

The Friedman equations can then be rewritten to provide a constraint and the deceleration parameter in terms of these dynamical variables:

$$1 = \frac{y^2}{\sqrt{1 - x^2}} + \Omega_r + \Omega_m, \quad (1.55)$$

$$q = \frac{1}{2} \left(1 - 3\sqrt{1 - x^2} y^2 + \Omega_r \right), \quad (1.56)$$

where Eq. (1.55) allows Ω_m to be expressed in terms of the other variables.

1.7.2 Autonomous System

In order to obtain the equations, each of the variables can be differentiated with respect to cosmic time and the equations of motion can be used to simplify the expressions. However, if each of the dynamical variables (Eq. 1.54) is differentiated with respect to cosmic time, the resulting system is closed but all terms are proportional to the Hubble parameter H . In other words, the form of the equations becomes $\dot{x} = Hf(x, y, \Omega_m, \Omega_r)$. Therefore, it is advantageous to switch from using cosmic time to the number of e-folds N , where the differential relation is given by $dN = Hdt$. As a result, the system of differential equations takes the following form⁷

$$x' = -\sqrt{3}(1 - x^2) \left[\sqrt{3}x + \alpha y \right], \quad (1.57)$$

$$y' = y \left[\frac{\sqrt{3}}{2} \alpha y x + q + 1 \right], \quad (1.58)$$

$$\Omega_r' = 2\Omega_r(q - 1), \quad (1.59)$$

where the potential V is chosen such that it satisfies the following differential equation:

$$\alpha = m_p \frac{V_{,\phi}}{V^{3/2}}, \quad (1.60)$$

with α being a constant.

⁷Here, a prime denotes differentiation with respect to the number of e-folds N .

1.7.3 Dynamical Analysis

Before solving the differential equations, it is essential to study their behavior since they are parametrically dependent on α . This allows for finding the fixed points and analyzing their stability. From these, the values of α can be conditioned to match observational constraints. Additionally, the universe must pass through an era dominated by radiation, characterized by having the effective equation of state $w_{\text{eff}} \equiv (2q - 1)/3 = 1/3$. Its stability corresponds to a saddle point because the universe must pass through it but does not remain at this point. It should then transition to a matter-dominated era characterized by $w_{\text{eff}} = 0$, where the stability is also a saddle point, similar to radiation. Finally, the universe must enter a dark energy-dominated era characterized by $w_{\text{eff}} < -1/3$, where stability is attractive, as dark energy tends to dominate the evolution once this era is approached.

Fixed Points

- (*R*) Radiation Dominance

$$x = 0, \quad y = 0, \quad \Omega_r = 1, \quad (1.61)$$

with $\Omega_{\text{DE}} \equiv \frac{\rho_\phi}{3m_{\text{P}}^2 H^2} = 0$, $w_{\text{DE}} = -1$, $\Omega_m = 0$, and $w_{\text{eff}} = 1/3$.

- (*M*) Matter Dominance

$$x = 0, \quad y = 0, \quad \Omega_r = 0, \quad (1.62)$$

with $\Omega_{\text{DE}} = 0$, $w_{\text{DE}} = -1$, $\Omega_m = 1$, and $w_{\text{eff}} = 0$.

- (*DE*) Dark Energy Dominance

$$x = \mp \frac{\alpha \sqrt{-\alpha^2 + \sqrt{36 + \alpha^4}}}{3\sqrt{2}}, \quad y = \pm \frac{\sqrt{-\alpha^2 + \sqrt{36 + \alpha^4}}}{\sqrt{6}}, \quad \Omega_r = 0$$

with $\Omega_{\text{DE}} = 1$, $\Omega_m = 0$, and

$$w_{\text{DE}} = w_{\text{eff}} = -1 + \frac{1}{18}\alpha^2 \left(-\alpha^2 + \sqrt{36 + \alpha^4} \right), \quad (1.63)$$

where the interest lies in ensuring that dark energy generates accelerated expansion, i.e., $w_{\text{DE}} < -1/3$. This condition is satisfied when $|\alpha| < \sqrt{23}^{1/4}$.

Stability of the Fixed Points

To study the stability, it is necessary to analyze the signs of the eigenvalues of the Jacobian matrix. As we mentioned previously, If all the eigenvalues are negative, the fixed point tends to be an attractor; if all are positive, it tends to be a repeller; and if there are both positive and negative eigenvalues, it is a saddle point, attracting along the direction where the eigenvalue is negative.

- (*R*) Radiation Dominance

$$\lambda_1 = -3, \quad \lambda_2 = 2, \quad \lambda_3 = 1 \quad (1.64)$$

This point corresponds to a saddle point because one eigenvalue is negative, and two are positive. Additionally, the eigenvector associated with $\lambda_1 = 1$ is $(0, 0, 1)$ in the phase space $\{x, y, \Omega_r\}$, indicating that this point is unstable in the Ω_r -direction. Therefore, Ω_r will tend to move away from the value at this fixed point.

- *(M)* Matter Dominance

$$\lambda_1 = -3, \quad \lambda_2 = \frac{3}{2}, \quad \lambda_3 = -1 \quad (1.65)$$

This point corresponds to a saddle point because two of the eigenvalues are negative and one is positive. Furthermore, the eigenvector associated with $\lambda_3 = -1$ is $(0, 0, 1)$, indicating that the point is stable in the Ω_r -direction in the neighborhood of $\Omega_r \simeq 0$. Therefore, $\Omega_r \simeq 0$ is an attractor at this fixed point.

- *(DE)* Dark Energy Dominance

In this case, the eigenvalues have very lengthy expressions, so the analysis is done by plotting them as a function of α .

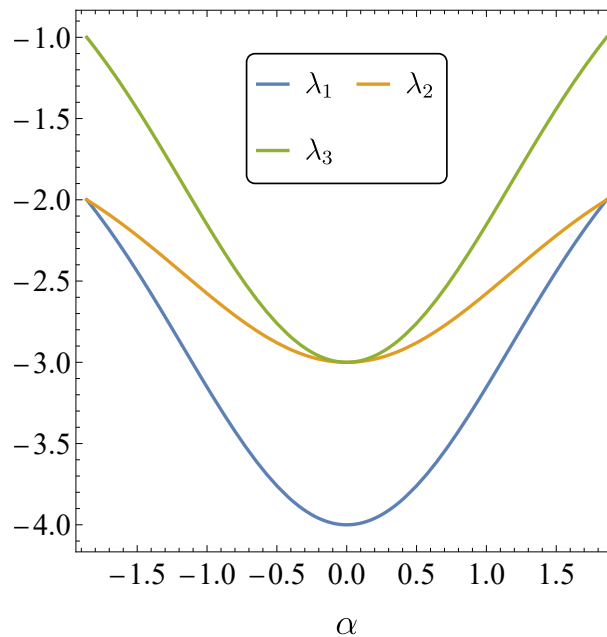


Figure 1.10: Eigenvalues of the Jacobian matrix as a function of α for the dark energy fixed point, showing that $\lambda_{1,2,3} < 0$ in the region generating accelerated expansion, where $\alpha < \sqrt{23}^{1/4}$.

In Figure 1.10, it can be seen that, regardless of the values of α in the region of accelerated expansion, all eigenvalues $\lambda_{1,2,3} < 0$. Therefore, the dark energy fixed point is an attractor in the parameter space.

1.7.4 Evolution example

Once the parameter space is fully classified, there are enough clues to solve the differential equations from Eq. (1.57) to (1.59), taking into account the initial conditions and observational

constraints [1]. The initial conditions can be set in the radiation era with a redshift of $z_r \sim 2.42 \times 10^7$. Additionally, α is chosen in the region where dark energy generates accelerated expansion, such that the initial conditions were:

$$\alpha = 0.4, \quad x_i = 10^{-25}, \quad \Omega_{r_i} = 0.99995. \quad (1.66)$$

Since the constraint from Eq. (1.55) must be satisfied and $0 < \Omega_m < 1$, it follows that $|y_i| < 0.00707$. The value that appropriately adjusted the observational conditions [1, 12, 47] was:

$$y_i = 9.02 \times 10^{-14}, \quad (1.67)$$

such that $\Omega_{m_i} = 5 \times 10^{-5}$, obtaining the evolution shown in Figure 1.11.

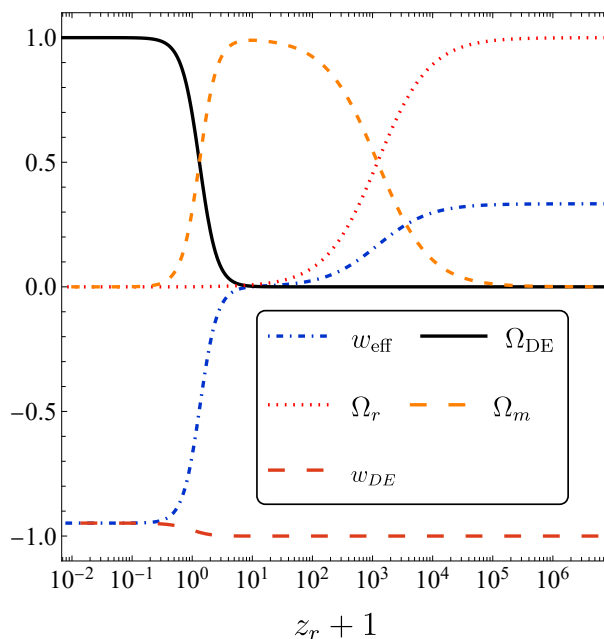


Figure 1.11: Evolution of the density parameters, the effective equation of state of the universe, and the equation of state of dark energy throughout the expansion history of the Universe. The initial conditions, Eq. (1.66), were chosen in the early radiation era with a redshift of $z_r = 2.42 \times 10^7$. The universe passes through the radiation-dominated phase in the early moments (red dashed line), followed by a matter-dominated era (yellow dashed line), and ends in the dark energy-dominated era (solid black line), characterized by $w_{\text{eff}} < -1/3$ (blue dotted line). It is also observed that the equation of state of the universe matches the equation of state of dark energy (dark red dashed line) during this period.

It is important to highlight that although these tests help identify viable dark energy models within the framework of reproducing the expansion history of the Universe, they are not sufficient. This is because not all constraints have been tested. Further evaluation is required regarding possible anisotropies, the effect of this specific dynamic dark energy model on the value of H_0 , and, if confirmed, a more thorough analysis in other periods of the universe to examine how it impacts structure formation, the value of H_0 , and other phenomena not covered in this project.

1.8 The Generalized SU(2) Proca Theory

1.8.1 General Framework

The generalized SU(2) Proca theory considers the dynamics of a vector field belonging to the Lie algebra of the SU(2) group. The corresponding action, as presented in Refs. [38, 75] (see also Refs. [76, 77] for older constructions and Ref. [78] for an extended version), is designed to respect global invariance under this group of transformations and to propagate the right number of degrees of freedom [79] (see, anyway, Refs. [80, 81]), thereby circumventing Ostrogradski instabilities [82–84]. The action of the GSU2P theory is given by:

$$S \equiv \int dx^4 \sqrt{-g} \left\{ \mathcal{L}_{\text{EH}} + \mathcal{L}_{\text{YM}} + \sum_{i=1}^2 \chi_i \mathcal{L}_2^i + \sum_{i=3}^7 \frac{\chi_i}{m_{\text{P}}^2} \mathcal{L}_2^i + \sum_{i=1}^6 \frac{\alpha_i}{m_{\text{P}}^2} \mathcal{L}_{4,2}^i \right\}, \quad (1.68)$$

where

$$\mathcal{L}_{\text{EH}} \equiv \frac{m_{\text{P}}^2}{2} R, \quad \mathcal{L}_{\text{YM}} \equiv -\frac{1}{4} F_{\mu\nu}^a F_a^{\mu\nu}, \quad (1.69)$$

denote the Einstein-Hilbert and the Yang-Mills Lagrangians, respectively, while the different vector-tensor interactions are:

$$\mathcal{L}_2^1 \equiv B_\mu^a B_a^\mu B_\nu^b B_b^\nu, \quad \mathcal{L}_2^2 \equiv B_\mu^a B^{b\mu} B_a^\nu B_{b\nu}, \quad \mathcal{L}_2^3 \equiv A_a^{\mu\nu} A_\nu^\rho B_\mu^a B_{\rho b}, \quad (1.70)$$

$$\mathcal{L}_2^4 \equiv A_a^{\mu\nu} A_\nu^\rho B_{\mu b} B_\rho^a, \quad \mathcal{L}_2^5 \equiv A_a^{\mu\nu} A_\nu^\rho B_\mu^a B_{b\rho}, \quad \mathcal{L}_2^6 \equiv A_a^{\mu\nu} A_{\mu\nu}^a B_b^\rho B_\rho^b, \quad (1.71)$$

$$\mathcal{L}_2^7 \equiv A_a^{\mu\nu} A_{\mu\nu}^b B_\rho^a B_b^\rho, \quad (1.72)$$

and

$$\mathcal{L}_{4,2}^1 \equiv B_b^\rho B_\rho^b [S_{\mu\nu}^{a\mu} S_{a\nu}^\nu - S_{\nu\mu}^{a\mu} S_{\mu a}^\nu] + 2B_a^\rho B_{b\rho} [S_{\mu\nu}^{a\mu} S_{\nu}^{b\nu} - S_{\nu\mu}^{a\mu} S_{\nu}^{b\nu}], \quad (1.73)$$

$$\mathcal{L}_{4,2}^2 \equiv A_{\mu\nu}^a S^{b\mu} S_\sigma B_a^\nu B_b^\sigma - A_{\mu\nu}^a S^{b\mu} S_\sigma B_b^\nu B_a^\sigma + A_{\mu\nu}^a S^{b\rho} B_\rho^a B_b^\nu, \quad (1.74)$$

$$\mathcal{L}_{4,2}^3 \equiv B^{\mu a} R^\alpha_{\sigma\rho\mu} B_{\alpha a} B^{\rho b} B_b^\sigma + \frac{3}{4} B_b^\mu B_\mu^b B_a^\nu B_a^\nu R, \quad (1.75)$$

$$\mathcal{L}_{4,2}^4 \equiv \left(B_b^\mu B_\mu^b B_a^\nu B_a^\nu + 2B_a^\mu B_{b\mu} B_a^\nu B^{b\nu} \right) R, \quad (1.76)$$

$$\mathcal{L}_{4,2}^5 \equiv G_{\mu\nu} B^{a\mu} B_a^\nu B_\rho^b B_b^\rho, \quad (1.77)$$

$$\mathcal{L}_{4,2}^6 \equiv G_{\mu\nu} B^{a\mu} B^{b\nu} B_a^\rho B_{b\rho}. \quad (1.78)$$

In the previous expressions, g is the determinant of the metric, $G_{\mu\nu}$ is the Einstein tensor, $R^\alpha_{\sigma\rho\mu}$ is the Riemann tensor, ϵ_{abc} is the Levi-Civita symbol, B_μ^a is the vector field within the Lie algebraic structure of SU(2) whose strength tensor is $F_{\mu\nu}^a \equiv \nabla_\mu B_\nu^a - \nabla_\nu B_\mu^a + \tilde{g} \epsilon^a_{bc} B_\mu^b B_\nu^c$, where \tilde{g} is the SU(2) coupling constant, and we define the symmetric and antisymmetric tensors $S_{\mu\nu}^a \equiv \nabla_\mu B_\nu^a + \nabla_\nu B_\mu^a$ and $A_{\mu\nu}^a \equiv \nabla_\mu B_\nu^a - \nabla_\nu B_\mu^a$, respectively. All the α_i and χ_i are arbitrary dimensionless constants. Hereinafter, Greek indices denote space-time indices that run from 0 to 3 while Latin indices run from 1 to 3 and denote space indices and/or SU(2) group indices.

It is worth mentioning that the only pieces of the GSU2P theory that have been considered are those that are relevant for the cosmic acceleration mechanism discussed in Refs. [35, 36], i.e., those that, prior to covariantization, involve two derivatives and two vector fields, or four vector fields (see Refs. [38, 75]).

Chapter 2

Numerical Exploration of Dynamical Systems: Anisotropic Tachyon Field in Cosmology

2.1 Introduction

Cosmological models have expanded significantly beyond the standard Λ CDM paradigm in response to persistent observational tensions and theoretical challenges [18, 53]. Among the proposed alternatives, scalar and vector fields have emerged as essential tools for describing phenomena such as inflation, dark energy, and deviations from isotropy. Scalar-tensor frameworks, including those involving tachyon fields [60, 85–89], and vector-tensor extensions, such as Proca theory and its generalizations [32–34, 90–92], provide robust frameworks to enrich the gravitational dynamics of the universe. These models open new avenues to address discrepancies within Λ CDM, such as the Hubble and S_8 tensions, while also offering tools to explore anisotropic cosmologies.

Tachyon scalar fields have been widely studied for their role in cosmological evolution, particularly in isotropic spacetimes where analytical solutions are more readily obtained [85, 86]. However, the complexity increases significantly in scenarios involving non-canonical scalar fields in anisotropic Bianchi-I spacetimes [25, 93], where analytical solutions often become intractable. Such cases require numerical methods to analyze the behavior of the system and assess its stability.

In this chapter, we examine a model that couples a scalar tachyon field to a vector field in an anisotropic Bianchi-I background. The tachyon field predominantly governs the evolution of dark energy, while the vector field primary role is to keep the anisotropic nature of the background. This coupling introduces structural parallels to the Dirac-Born-Infeld (DBI) Lagrangian, which further complicates the dynamical equations and precludes a full analytical characterization of the parameter space [25]. To overcome these challenges, we utilize the dynamical systems approach to numerically reconstruct the parameter space and explore the asymptotic behavior of the solutions, as detailed in Section 1.6.1.

2.2 Illustration of numerical Method

2.2.1 Tachyon field in an anisotropic background

The Lagrangian of our template model is given by

$$S \equiv \int d^4x \sqrt{-g} (\mathcal{L}_{\text{EH}} + \mathcal{L} + \mathcal{L}_m + \mathcal{L}_r), \quad (2.1)$$

where $\mathcal{L}_{\text{EH}} \equiv m_{\text{P}}^2 R/2$, m_{P} is the reduced Planck mass, R is the Ricci scalar, \mathcal{L}_m and \mathcal{L}_r are the Lagrangians for matter and radiation, respectively, and

$$\mathcal{L} \equiv -V(\phi) \sqrt{1 + \partial_\mu \phi \partial^\mu \phi} - \frac{1}{4} f(\phi) F^{\mu\nu} F_{\mu\nu}, \quad (2.2)$$

where ϕ is the scalar tachyon field, $V(\phi)$ is its potential, $F_{\mu\nu} \equiv \nabla_\mu A_\nu - \nabla_\nu A_\mu$ is the strength tensor associated to the vector field A_μ , and $f(\phi)$ is a coupling function between ϕ and A_μ . Next, we assume that the background geometry is described by a Bianchi I metric with rotational symmetry in the y - z plane, Eq. (1.13). In order to preserve the symmetries of the background, we choose the field profiles as

$$\phi \equiv \phi(t), \quad A_\mu \equiv (0, A(t), 0, 0), \quad (2.3)$$

being $A(t)$ a scalar field and the unique component of the vector field.

2.2.2 Dynamical System

Following the standard procedure [42], we derive the evolution equations of the model by varying the action in Eq. (2.1) with respect to the metric, the scalar field and the vector field. After these variations, we replace the Bianchi I metric given in Eq. (1.13), and the ansatz for the fields in Eq. (2.3) obtaining:

$$3m_{\text{P}}^2 H^2 = \frac{1}{2} f \frac{e^{4\sigma} \dot{A}^2}{a^2} + \frac{V}{\sqrt{1 - \dot{\phi}^2}} + \rho_m + \rho_r + 3m_{\text{P}}^2 \dot{\sigma}^2, \quad (2.4)$$

$$-2m_{\text{P}}^2 \dot{H} = \dot{\phi}^2 \frac{V}{\sqrt{1 - \dot{\phi}^2}} + \frac{2}{3} f \frac{e^{4\sigma} \dot{A}^2}{a^2} + \frac{4}{3} \rho_r + \rho_m + 6m_{\text{P}}^2 \dot{\sigma}^2, \quad (2.5)$$

$$\ddot{\sigma} + 3H\dot{\sigma} = \frac{e^{4\sigma} f \dot{A}^2}{3a^2 m_{\text{P}}^2}, \quad (2.6)$$

$$\frac{\ddot{\phi}}{1 - \dot{\phi}^2} = \frac{\sqrt{1 - \dot{\phi}^2} f_{,\phi}}{2Va^2} e^{4\sigma} \dot{A}^2 - \frac{V_{,\phi}}{V} - 3H\dot{\phi}, \quad \frac{\ddot{A}}{A} = -\frac{d}{dt} \ln(af e^{4\sigma}), \quad (2.7)$$

where ρ_r and ρ_m are the densities of matter and radiation, respectively, and a dot indicates a derivative with respect to t . Equations (2.4) and (2.5) correspond to the first and second Friedman equations, Eq. (2.6) is the evolution equation for the geometrical shear, and Eqs. (2.7) are the equations of motion for the scalar and vector fields, respectively. The above equations can be recast in terms of the following dimensionless variables

$$x \equiv \dot{\phi}, \quad y^2 \equiv \frac{V(\phi)}{3m_{\text{P}}^2 H^2}, \quad z^2 \equiv \frac{1}{2} f(\phi) \frac{e^{4\sigma} \dot{A}^2}{3m_{\text{P}}^2 H^2 a^2}, \quad \Omega_m \equiv \frac{\rho_m}{3m_{\text{P}}^2 H^2}, \quad \Omega_r \equiv \frac{\rho_r}{3m_{\text{P}}^2 H^2}, \quad \Sigma \equiv \frac{\dot{\sigma}}{H}. \quad (2.8)$$

The first Friedman equation in Eq. (2.4) becomes the constraint

$$1 = \frac{y^2}{\sqrt{1-x^2}} + z^2 + \Sigma^2 + \Omega_m + \Omega_r, \quad (2.9)$$

while from the second Friedman equation in Eq. (2.5) we can compute the deceleration parameter $q \equiv -1 - \dot{H}/H^2$ obtaining

$$q = \frac{1}{2} \left[1 - 3\sqrt{1-x^2}y^2 + z^2 + \Omega_r + 3\Sigma^2 \right]. \quad (2.10)$$

We can easily integrate the right hand Eq. (2.7) such that for the vector field degree of freedom we have

$$\dot{A} = c \frac{e^{-4\sigma}}{af}, \quad (2.11)$$

where c is a constant. From the Friedman equations (2.4) and (2.5), we can identify the density and pressure of dark energy, which can be written in terms of the dimensionless variables as

$$\rho_{\text{DE}} \equiv 3m_{\text{P}}^2 H^2 \left(\frac{y^2}{\sqrt{1-x^2}} + z^2 + \Sigma^2 \right), \quad p_{\text{DE}} \equiv 3m_{\text{P}}^2 H^2 \left(-y^2 \sqrt{1-x^2} + \frac{1}{3}z^2 + \Sigma^2 \right), \quad (2.12)$$

respectively. Now, the equation of state of DE, $w_{\text{DE}} \equiv p_{\text{DE}}/\rho_{\text{DE}}$, is given by

$$w_{\text{DE}} = -1 + \frac{2}{3} \frac{\frac{3}{2} \frac{x^2 y^2}{\sqrt{1-x^2}} + 2z^2 + 3\Sigma^2}{\frac{y^2}{\sqrt{1-x^2}} + z^2 + \Sigma^2}. \quad (2.13)$$

Note that we included the geometrical shear Σ in the definition of ρ_{DE} and p_{DE} . This choice allows us to write the DE continuity equation as

$$\dot{\rho}_{\text{DE}} + 3H(\rho_{\text{DE}} + p_{\text{DE}}) = 0, \quad (2.14)$$

which is the usual form of the continuity equation of an uncoupled fluid, as it was described on the Section 1.1.2, stressing that we are considering that DE can be an anisotropic fluid.

In order to calculate the evolution equations for the dimensionless variables, we differentiate each variable in Eq. (2.8) with respect to the number of e -folds.¹ We get

$$x' = \sqrt{3} (1-x^2) \left[\frac{\sqrt{1-x^2}}{y} \beta z^2 - \sqrt{3}x - \alpha y \right], \quad (2.15)$$

$$y' = y \left[\frac{\sqrt{3}}{2} \alpha y x + q + 1 \right], \quad (2.16)$$

$$z' = z(q-1) - 2z\Sigma - \frac{\sqrt{3}}{2} \beta x y z, \quad (2.17)$$

$$\Sigma' = \Sigma(q-2) + 2z^2, \quad (2.18)$$

$$\Omega_r' = 2\Omega_r(q-1), \quad (2.19)$$

where

$$\alpha(t) \equiv m_{\text{P}} \frac{V_{,\phi}}{V^{3/2}}, \quad \beta(t) \equiv m_{\text{P}} \frac{f_{,\phi}}{f\sqrt{V}}. \quad (2.20)$$

¹Remember, the relation between the number of e -folds and the scale factor is $N \equiv \ln a$.

The last equations can be easily integrated when α and β are constants. Under this assumption, we get that the potential $V(\phi)$ and the coupling function $f(\phi)$ are given by expressions of the form²

$$V(\phi) \propto 1/(\alpha\phi)^2, \quad f(\phi) \propto (\alpha\phi)^{2\beta\phi/|\alpha\phi|}, \quad (2.21)$$

which correspond to common power law expressions typically used in the literature [20, 60, 94].

2.2.3 Analytical Fixed points

The asymptotic behavior of the autonomous system in Eqs. (2.15)-(2.19) is encoded in its fixed points, which can be found by setting $x' = 0$, $y' = 0$, $z' = 0$, $\Sigma' = 0$, and $\Omega_r' = 0$. This yields a set of algebraic equations given by

$$0 = (-1 + x^2) \{ \alpha^2 y^4 + 2\sqrt{3}\alpha xy^3 + 3x^2 y^2 + \beta^2 x^2 z^4 - \beta^2 z^4 \}, \quad (2.22)$$

$$0 = y \left\{ 9(x^2 - 1)y^4 + (3\Sigma^2 + \Omega_r + z^2 + 3)^2 + 2\sqrt{3}\alpha xy(3\Sigma^2 + \Omega_r + z^2 + 3) + 3\alpha^2 x^2 y^2 \right\}, \quad (2.23)$$

$$0 = z \left\{ 3\beta^2 x^2 y^2 + [\Sigma(3\Sigma - 4) + \Omega_r + z^2 - 1]^2 - 2\sqrt{3}\beta xy [\Sigma(3\Sigma - 4) + \Omega_r + z^2 - 1] + 9(x^2 - 1)y^4 \right\}, \quad (2.24)$$

$$0 = 9\Sigma^6 + \Sigma^4(6\Omega_r + 6z^2 - 18) + 24\Sigma^3 z^2 + \Sigma^2 \left\{ 9(x^2 - 1)y^4 + \Omega_r^2 - 6\Omega_r + z^4 + 2\Omega_r z^2 - 6z^2 + 9 \right\} + 16z^4 + \Sigma(8z^4 + 8\Omega_r z^2 - 24z^2), \quad (2.25)$$

$$0 = \Omega_r \left\{ 9(x^2 - 1)y^4 + (3\Sigma^2 + \Omega_r + z^2 - 1)^2 \right\}, \quad (2.26)$$

where we have replaced the expression for q in terms of the dynamical variables given in Eq. (2.10), and some algebraic manipulations have been performed. Notice that these equations compose a polynomial system of degree greater than 4, since Eq. (2.25) is an equation of degree 6 in the variable Σ . This means that the system is not analytically solvable in general due to the fundamental theorem of Galois theory [71]. However, in the specific case where $\Sigma = 0$, Eq. (2.25) reduces to $z = 0$, and Eq. (2.24) is trivially satisfied. This is consistent with the fact that the vector field is the source of the anisotropy, as can be seen in Eq. (2.6).

Under this simplification, the reduced system, consisting of Eqs. (2.22), (2.23), and (2.26), becomes a polynomial system of degree 4. In such cases, analytical solutions exist, as we previously demonstrated for the tachyon field in the FLRW metric in Section 1.7. Therefore, we expect to obtain analogous results under this simplification.

In order to do some analytical progress, in the following we neglect anisotropy, i.e., we consider $\Sigma = 0$ and $z = 0$, and study the fixed points of the simplified system in Eqs. (2.22), (2.23) and (2.26) relevant for the radiation era ($\Omega_r \simeq 1$, $w_{\text{eff}} \simeq 1/3$), the matter era, ($\Omega_m \simeq 1$, $w_{\text{eff}} \simeq 0$) and an isotropic DE era ($\Omega_{\text{DE}} \equiv \rho_{\text{DE}}/3m_p^2 H^2 \simeq 1$, $w_{\text{eff}} < -1/3$).

- (*R*) Radiation dominance:

$$x = 0, \quad y = 0, \quad z = 0, \quad \Sigma = 0, \quad \Omega_r = 1, \quad (2.27)$$

²In the case of varying α and β , the autonomous set is not closed and we would be forced to introduce more dimensionless variables to close the system. Thus, we choose α and β constant to keep our presentation simple.

with $\Omega_{\text{DE}} = 0$, $w_{\text{DE}} = -1$, $\Omega_m = 0$ and $w_{\text{eff}} = 1/3$. The eigenvalues of the Jacobian evaluated in this point are

$$\lambda_1 = 2, \quad \lambda_2 = -1, \quad \lambda_3 = 1, \quad \lambda_4 = 0, \quad \lambda_5 = -3. \quad (2.28)$$

Therefore, (R) is a saddle.

- (M) Matter dominance:

$$x = 0, \quad y = 0, \quad z = 0, \quad \Sigma = 0, \quad \Omega_r = 0, \quad (2.29)$$

with $\Omega_{\text{DE}} = 0$, $w_{\text{DE}} = -1$, $\Omega_m = 1$ and $w_{\text{eff}} = 0$. The eigenvalues of the Jacobian evaluated in this point are

$$\lambda_1 = -\frac{3}{2}, \quad \lambda_2 = \frac{3}{2}, \quad \lambda_3 = -1, \quad \lambda_4 = -\frac{1}{2}, \quad \lambda_5 = -3. \quad (2.30)$$

Then, this point is a saddle. Note that the Jacobian has 4 negative eigenvalues in this point, in contrast with the 2 negative eigenvalues in the point (R) . This difference is crucial, since a correct expansion history requires a radiation dominated epoch followed by a matter dominated epoch. These eigenvalues reflect the fact that cosmological trajectories passing around the radiation dominated point (R) can go to the “more stable” matter dominated point (M) .

- $(DE-I)$ Isotropic DE dominance:

$$\begin{aligned} x &= \mp \frac{\alpha \sqrt{\sqrt{36 + \alpha^4} - \alpha^2}}{3\sqrt{2}}, \quad \Sigma = 0, \\ y &= \pm \frac{\sqrt{\sqrt{36 + \alpha^4} - \alpha^2}}{\sqrt{6}}, \quad z = 0, \end{aligned} \quad (2.31)$$

with $\Omega_{\text{DE}} = 1$, $\Omega_m = 0$, $\Omega_r = 0$ and

$$w_{\text{DE}} = -1 + \frac{1}{18}\alpha^2 \left(-\alpha^2 + \sqrt{36 + \alpha^4} \right). \quad (2.32)$$

Since $w_{\text{DE}} = w_{\text{eff}}$ in this point, the condition for accelerated expansion ($w_{\text{eff}} < -1/3$) is satisfied when

$$|\alpha| < 3^{1/4}\sqrt{2} \approx 1.86121. \quad (2.33)$$

In this case, the eigenvalues are given by large expressions which we present in Appendix A.1. From those expressions, we see that just one eigenvalue depends on α and β , while the remaining four eigenvalues depend only on α . In the left panel of Figure 2.1, we see that $\lambda_{1,2,3,4} < 0$ in the region where $(DE-I)$ is an accelerated solution. In the right panel, we plot λ_5 in the same interval for α , as in the left-panel, and we choose $\beta \in [-30, 30]$ as a representative region for this parameter. We find that λ_5 is negative when $\alpha = 0$ or in the regions

$$0 < \alpha \quad \wedge \quad \beta < -\frac{\alpha}{3} + \frac{2}{3}\sqrt{\frac{36 + \alpha^4}{\alpha^2}}, \quad (2.34)$$

$$\alpha < 0 \quad \wedge \quad \beta > -\frac{\alpha}{3} - \frac{2}{3}\sqrt{\frac{36 + \alpha^4}{\alpha^2}}. \quad (2.35)$$

Therefore, $(DE-I)$ is an attractor in these regions. By looking at Eqs. (2.15)-(2.19), we note that the autonomous system is invariant under the transformation $\{x \rightarrow -x, \alpha \rightarrow -\alpha, \beta \rightarrow -\beta\}$. This symmetry is reflected in Figure 2.1 and in the regions in Eqs. (2.34) and (2.35).

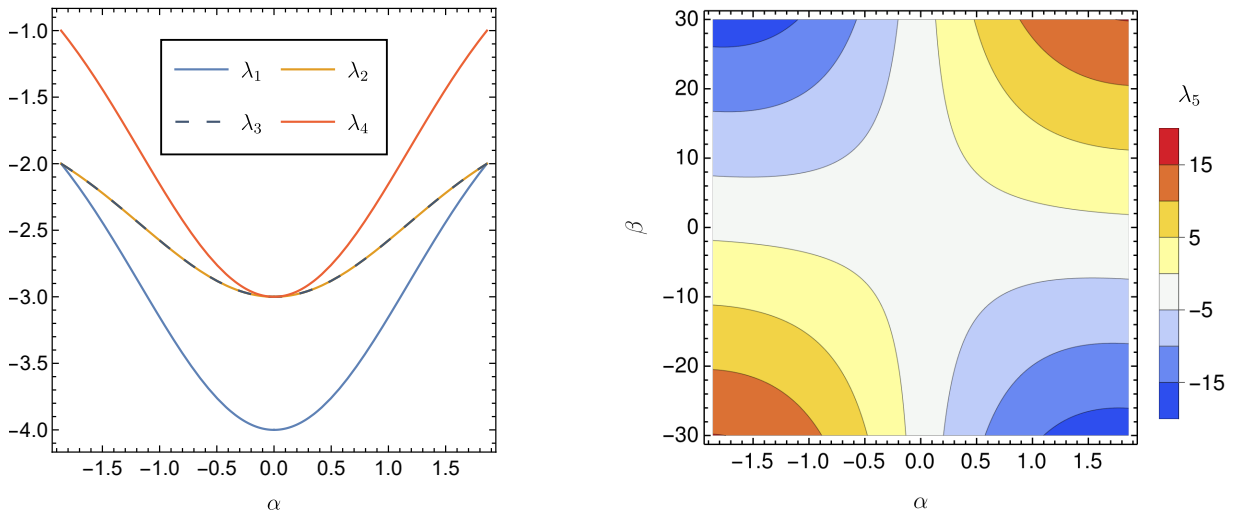


Figure 2.1: *Eigenvalues of the Jacobian matrix evaluated at (DE-I). (Left) Note that $\lambda_{1,2,3,4} < 0$ in the whole region where (DE-I) is an accelerated solution, i.e., $w_{\text{eff}} < -1/3$. (Right) The eigenvalue λ_5 is negative in the regions given in Eqs. (2.34) and (2.35).*

2.2.4 Numerical Fixed points

As shown in the last section, the set of algebraic equations in Eqs. (2.22)-(2.26) does not have analytical solutions when $\Sigma \neq 0$. Therefore, our numerical setup can be useful for further analysis of the model.

Despite early anisotropies being expected to be insignificant given the homogeneity of the CMB [12], late-time anisotropies sourced by a dark energy component are not discarded by observations [95, 96]. In the last section, we analytically found isotropic radiation, matter, and dark energy dominated points (R), (M), and ($DE-I$). Then, our numerical search will be focused on anisotropic accelerated solutions. Moreover, it is possible to find initial conditions, in the deep radiation epoch, ensuring a proper radiation era followed by a standard matter era, given that the point (M) is “more stable” than the point (R). Hence, in the following, we will neglect the radiation component, i.e., $\Omega_r = 0$. This assumption will simplify our numerical treatment.

Now, we proceed with the implementation of the numerical setup explained in Sec.1.6.1. Firstly, we have to choose a specific window parameter where the stochastic search will be performed. Having in mind that $|\alpha| < 1.86121$ for ($DE-I$) being an accelerated solution, we choose $\alpha \in [-30, 30]$ and $\beta \in [0, 30]$; more precisely,

$$\{\alpha, \beta\} \in [-30, 30] \times [0, 30]. \quad (2.36)$$

Note that unlike α , β takes on nonnegative values since the autonomous system enjoys the symmetry $\{x \rightarrow -x, \alpha \rightarrow -\alpha, \beta \rightarrow -\beta\}$. Secondly, we impose the following physically motivated conditions

$$0 \leq \Omega_m \leq 1, \quad 0 \leq \Omega_{\text{DE}} \leq 1. \quad (2.37)$$

Therefore, any point in the parameter space is cataloged as a “non-viable solution” if all the found fixed points do not obey these physical constraints. If at least one of the corresponding fixed points meets all the conditions, the point is cataloged as a “viable solution”. Now, we generate

$N \sim 10^4$ random points in the region specified in Eq. (2.36). For each of these points, the set of algebraic equations in Eqs. (2.22)-(2.25) is solved, considering $\Omega_r = 0$, using the `NSolve` command of `Mathematica`.³ The code for solving $\sim 10^4$ algebraic systems takes approximately 45 minutes running on 136 parallelized mixed physical cores. This code is available on [GitHub](#).⁴

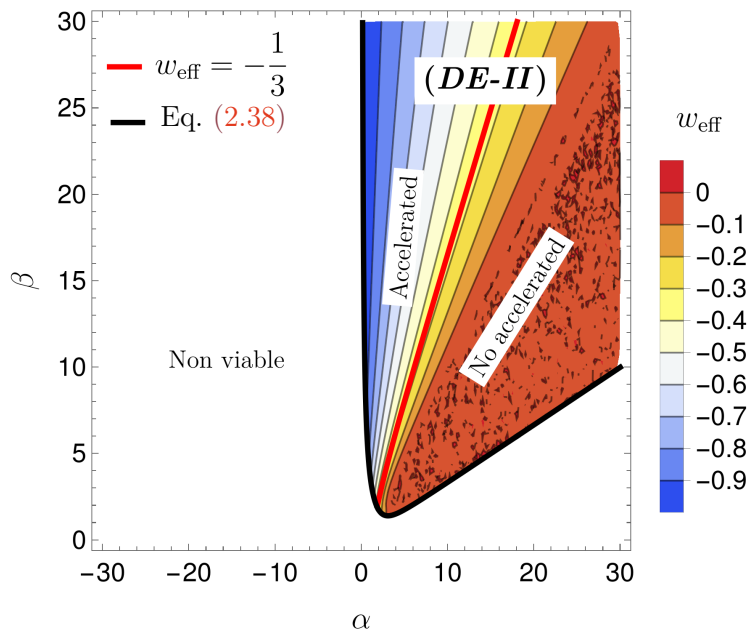


Figure 2.2: Region in the parameter space where the stochastic search was performed. This region is divided in “non-viable” solutions and $(DE-II)$. Points in $(DE-II)$ match the physical constraints in Eq. (2.37). These regions are separated by the black curve whose expression is given in Eq. (2.38). The red line represents the points for which $w_{\text{eff}} = -1/3$, which further divides $(DE-II)$ into two regions: accelerated solutions and non-accelerated solutions.

The result of code runs are depicted in Figure 2.2, which we explain in the following. If all the solutions for a given point in the region in Eq. (2.36) do not satisfy the physical conditions in Eq. (2.37), this point in the parameter space is allocated in the white region called “non viable”. The points filling this region are cosmologically irrelevant. In turn, if at least one of the solutions for a given point matches all the physical constraints, this point is allocated in the “viable region” which is called $(DE-II)$. We found that these regions, non viable and $(DE-II)$, are separated by the curve

$$\beta = -\frac{\alpha}{3} + \frac{2}{3}\sqrt{\frac{36 + \alpha^4}{\alpha^2}}, \quad (2.38)$$

which is the same curve dividing the regions where $(DE-I)$ is an accelerated solution [see Eqs. (2.34) and (2.35)]. Region $(DE-II)$ can be further divided into “accelerated” and “non accelerated” solutions by the line $w_{\text{eff}}(\alpha, \beta) = -1/3$. The color code in Figure 2.2 shows that it is possible to get $w_{\text{eff}} \sim -1$ for some values of α and β . The existence of $(DE-I)$ and the “accelerated”

³Note that our numerical scheme is not tied to the `Mathematica` software or to the `NSolve` command. This step, namely, the solution of the algebraic equations, can be done using any other coding language or algebraic system solver.

⁴<https://github.com/sagaser/Numerical-dynamical-analysis>

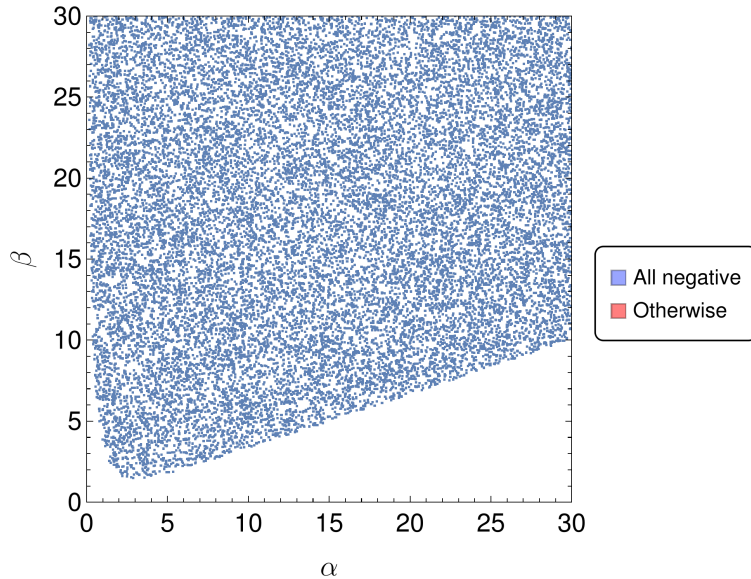


Figure 2.3: Determination of the stability of the numerical fixed points conforming the region (*DE-II*). A blue point represents an attractor point, which means that all the corresponding eigenvalues of at least one of the available Jacobian matrices are negative. Red points represent non-attractor points, namely, saddles or sources. Interestingly, there are no red points, meaning that (*DE-II*) is an attractor in its own region of existence.

region in (*DE-II*) ensures an expanding universe at an accelerated rate, which can be isotropic or anisotropic.

The stability of (*DE-II*) can be determined following the step 4 in Section 1.6.1. We compute all the available Jacobian matrices (and their eigenvalues) for each of the points in (*DE-II*). We expect that at least a portion of the “accelerated” region in (*DE-II*) could be an attractor of the system. As mentioned in Section 1.6.1, a point in the parameter space yield attractor solutions if all the eigenvalues of at least one of the corresponding Jacobian matrices are negative. As shown in Figure 2.3, this attractor condition is obeyed by all the points in (*DE-II*). Therefore, (*DE-II*) is an attractor inside its own region of existence. We summarize the possible attractors of the system in Figure 2.4. In this figure, we find out that Eq. (2.38) is the bifurcation curve that separates both attractors.

2.3 Numerical Integration of the Autonomous Set

In order to check our claims about the asymptotic behavior of the system, in this section we numerically solve the full autonomous system in Eqs. (2.15)-(2.19) for specific values of α and β . The initial conditions are set at a very high redshift, $z_r = 6.57 \times 10^7$, ensuring that cosmological trajectories start in the deep radiation epoch. Moreover, we assume that possible anisotropies can be sourced only at late-times when the contribution of DE is significant to the energy budget, hence $\Sigma_i = 0$. For the remaining variables we choose

$$x_i = 10^{-25}, \quad z_i = 10^{-15}, \quad \Omega_{ri} = 0.99995. \quad (2.39)$$

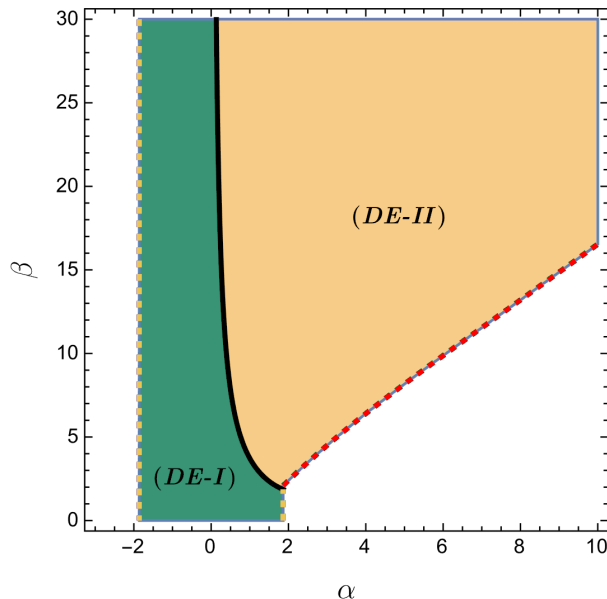


Figure 2.4: Regions where (DE-I) and (DE-II) are attractors and accelerated solutions. The black line is the bifurcation curve given in Eq. (2.38).

The value for y_i is constrained by Eq. (2.5). For $0 \leq \Omega_{mi} \leq 1$, y_i have to satisfy $|y_i| \leq 0.00707$, so we choose

$$y_i = 2.01 \times 10^{-14}, \quad (2.40)$$

such that $\Omega_{mi} = 5.0 \times 10^{-5}$. We would like to point out that the values of x_i , y_i , and z_i are chosen so small to avoid possible large contributions of dark energy during the radiation dominated epoch.

2.3.1 Isotropic Dark Energy Attractor

Firstly, we choose α and β such that (DE-I) is the attractor of the system:

$$\alpha = 0.5, \quad \beta = 0.1, \quad (2.41)$$

In Figure 2.5, we plot the evolution of the density parameters, the effective equation of state of the universe, and the equation of state of dark energy (DE) as functions of the redshift z_r . The early universe ($z_r > 10^6$) is dominated by radiation, as indicated by the red dotted line. At $z_r \approx 3200$, the radiation-matter equality occurs, where $\Omega_m \simeq \Omega_r$. Following this transition, the DE contribution is $\Omega_{\text{DE}} \approx 9.89 \times 10^{-10}$, which satisfies the Big Bang Nucleosynthesis (BBN) constraint, $\Omega_{\text{DE}} < 0.045$ at $z_r = 1200$ [97]. From this transition until $z_r \approx 0.3$, the universe is matter-dominated, as shown by the light brown dashed line. At $z_r = 50$, the DE contribution to the energy budget is $\Omega_{\text{DE}} = 1.74 \times 10^{-5}$, consistent with the Cosmic Microwave Background (CMB) constraint, $\Omega_{\text{DE}} < 0.02$ at this redshift [1]. Subsequently, the Universe transitions to a DE-dominated phase, represented by the black solid line, during which the expansion accelerates as $w_{\text{eff}} < -1/3$ (blue dot-dashed line). The behavior of the DE equation of state matches theoretical expectations, as discussed in Section 1.7.4: it remains $w_{\text{DE}} = -1$ during the radiation and matter-dominated epochs but takes on a different value during the DE-dominated era. This value depends solely on α and, in this case, is given by $w_{\text{eff}} = w_{\text{DE}} \simeq -0.92$. Additionally, in Figure 2.6,

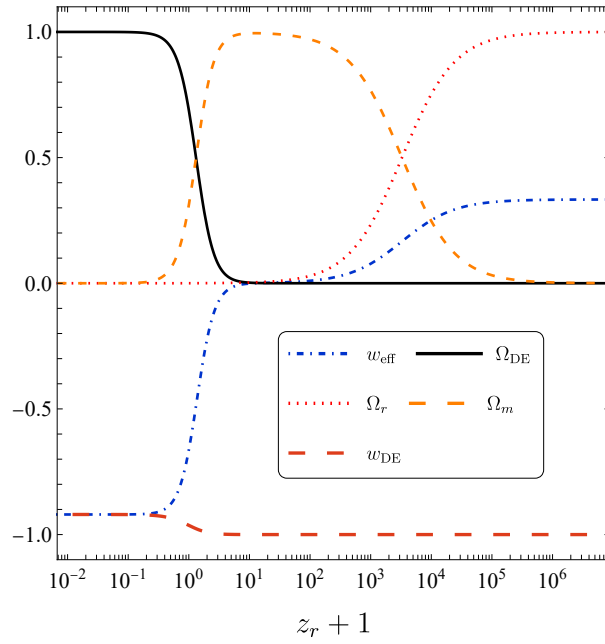


Figure 2.5: Evolution of the density parameters, w_{eff} and w_{DE} during the whole expansion history. The initial conditions, Eq. (2.39), were chosen in the deep radiation era at the redshift $z_r = 6.57 \times 10^7$. The universe passes through radiation dominance at early times (red dotted line), followed by a matter dominance (light brown dashed line), and ends in the DE dominance (black solid line) characterized by $w_{\text{eff}} = w_{\text{DE}} \approx -0.92$ (blue dot-dashed line and orange dashed line, respectively).

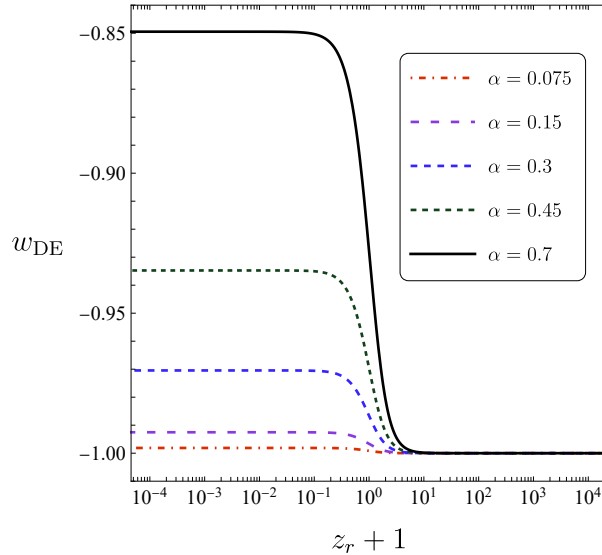


Figure 2.6: Time evolution of w_{DE} for different values of the parameter α , while $\beta = -90$. The initial conditions are the same given in Eq. (2.39).

we plot w_{DE} for several values of α while keeping β fixed, demonstrating that $w_{\text{DE}} \rightarrow -1$ as $\alpha \rightarrow 0$, consistent with theoretical predictions.

We want to point out that we verified that w_{DE} does not depend on β and also that $\Sigma = 0$ during the whole expansion history. This had to be so, since $(DE-II)$ does not exist when $(DE-I)$ is an attractor. However, the conversely is not true. In general, when $(DE-II)$ is the attractor of the system, $(DE-I)$ exist as a saddle, and the Universe could expand isotropically during a brief period of time.

2.3.2 Anisotropic Dark Energy Attractor

For $(DE-II)$ to be the attractor of the system, we choose the following parameters

$$\alpha = 0.5, \quad \beta = 80, \quad (2.42)$$

and we use the same initial conditions as in Eq. (2.39).

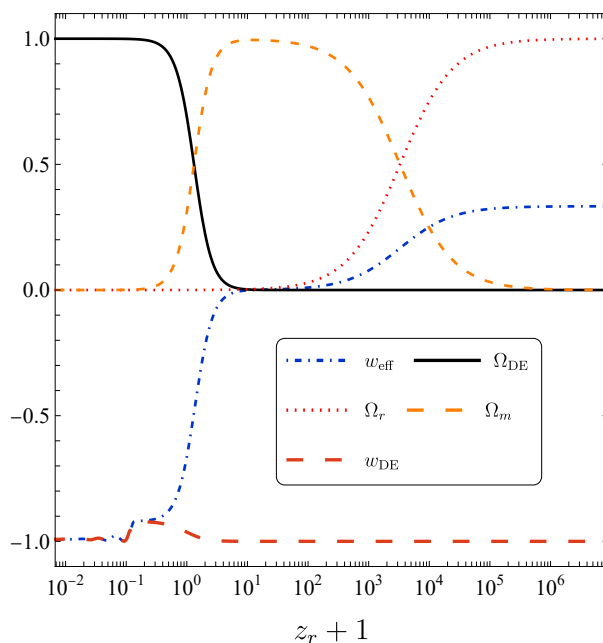


Figure 2.7: Evolution of the density parameters, w_{eff} and w_{DE} during the whole expansion history for an anisotropic accelerated attractor. The initial conditions are the same as in Figure 2.5. The most appreciable difference with respect to the isotropic accelerated case (shown in Figure 2.5) is that $w_{\text{DE}} \approx -1$ oscillates at late times.

In Figure 2.7, we plot the evolution of the density parameters, the effective equation of state and the equation of state of the DE as function of the redshift z_r . The most prominent difference between this case and the $(DE-I)$ attractor case (shown in Figure 2.5) is the oscillatory behavior of w_{DE} at late times. As mentioned in Ref. [25], these oscillations occur when the kinetic term of the scalar field is comparable to the vector density, turning the equation of motion of the scalar field (Eq. (2.7) in this case) into an equation describing a damped harmonic oscillator.

In Figure 2.8, we plot the late-time evolution of w_{DE} and Σ for fixed $\beta = 80$ and varying the parameter α . We observe that both w_{DE} and Σ oscillate until they stabilize to the value predicted in the numerical fixed point $(DE-II)$, as shown in Table 2.1. Note that the amplitude

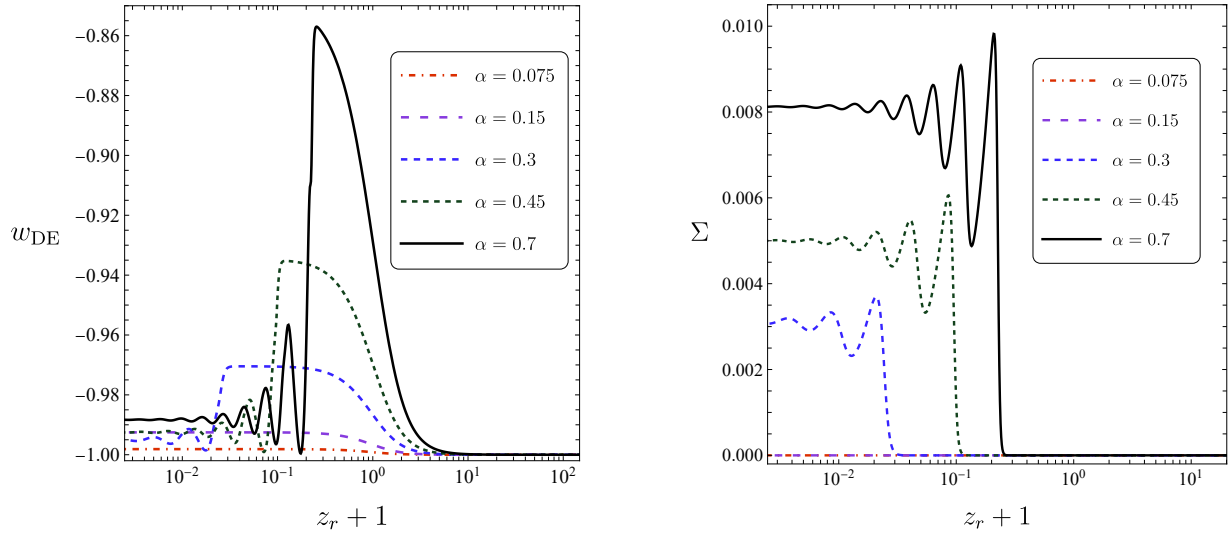


Figure 2.8: Late-time evolution ($z_r < 100$) of the equations of state of DE w_{DE} and the shear Σ for different values of the parameter α , while $\beta = 80$. The initial conditions are the same given in Eq. (2.39). Note that the amplitude of the oscillations grows with α . As w_{DE} and Σ behave as damped oscillators until they reach the asymptotical value predicted by the numerical fixed point (DE-II).

of these oscillations grows with α . We also investigate the behavior of w_{DE} and Σ when α is fixed and β varies, as shown in Figure 2.9. In this case, the amplitude of the oscillations grows while β decreases. Note in Figure 2.8 that when w_{DE} deviates from -1 it grows until a value which mainly depends on α . This indicates that the Universe is crossing the point (DE-I) which is a saddle. When α is fixed, as in Figure 2.9, the time spent by the Universe crossing (DE-I) depends on β . For larger values of β , the coupling between the tachyon field and the vector field is stronger, and thus oscillations start earlier.

Table 2.1: Predicted values of Σ and w_{DE} as a function of each α and β in the region where the numerical approach was applied and solved with a mean error of 20% in Σ .

α	β	$\Sigma \times 10^{-3}$	w_{DE}
0.5	50	5.58 ± 2.70	-0.9867
0.5	70	4.21 ± 0.46	-0.9905
0.5	110	2.81 ± 0.56	-0.9939
0.5	250	1.29 ± 0.61	-0.9973
0.5	800	41.2 ± 25.1	-0.9992
0.075	80	20.8 ± 0.1	-0.9988
0.15	80	83.3 ± 0.1	-0.9975
0.3	80	2.08 ± 0.56	-0.9950
0.45	80	3.33 ± 0.46	-0.9925
0.7	80	5.40 ± 2.70	-0.9884

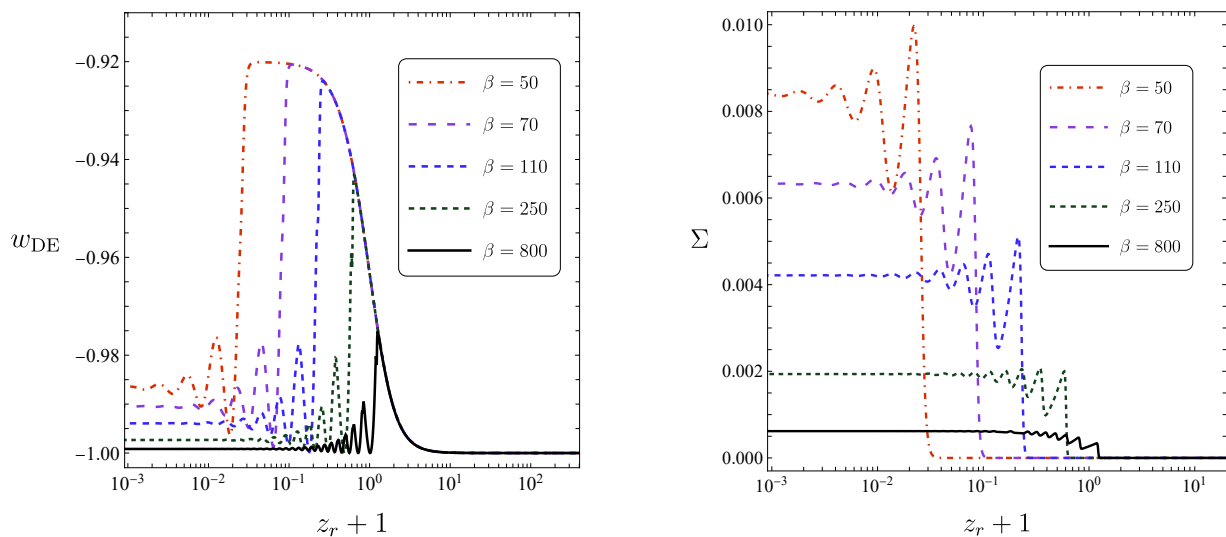


Figure 2.9: Late-time evolution ($z_r < 100$) of the equations of state of DE (left) w_{DE} and the shear Σ (right) for different values of the parameter β , while $\alpha = 0.5$. The initial conditions are the same given in Eq. (2.39). Note that the amplitude of the oscillations is greater for smaller β . As w_{DE} as Σ oscillate until they reach the asymptotical value predicted by the numerical fixed point (DE-II).

In summary, we have shown that the following cosmological trajectories exist:

$$(R) \rightarrow (M) \rightarrow (DE-I)/(DE-II),$$

where (DE-II) is a region in the parameter space with no analytical description. At this point, we would like to stress that the analysis presented in this section serves as a check for the asymptotic behavior predicted from the numerical fixed point (DE-II). Hence, it establishes the consistency of the numerical scheme proposed in this work, and its usefulness when portions of the parameter space of a cosmological model is unreachable through analytical means.

2.4 Conclusions

In this chapter, we have put forward a numerical method to explore the parameter space of a cosmological model when no analytical fixed points are available. We applied our method to a specific model of anisotropic dark energy based on the interaction between a scalar tachyon field and a vector field in a Bianchi I background. We have explicitly shown that the anisotropic attractor of the system has no analytical description, given that the degree of the algebraic system from which this point must be computed is greater than four [see Eqs. (2.22)-(2.25)]. However, when the anisotropy is neglected, the system is reduced to a system of degree 4 and thus analytical solutions exist, which we presented in Eqs. (2.27), (2.29) and (2.31), as well as in the Section 1.7. In particular, our method allowed us to find the parameter space of the model where anisotropic accelerated solutions exist as attractors of the system, which we plot in Figure 2.4. Then, we checked the consistency of the method by numerically solving the full autonomous system in Eqs. (2.15)-(2.19) for a particular set of initial conditions. As a last remark, we would like to

stress on the generality of our method, as explained in Section 1.6.1, i.e., in principle, it can be applied to any DE scenario.

Chapter 3

Challenges to Cosmic Acceleration in Generalized SU(2) Proca Dynamics

3.1 Introduction

In Chapter 1, we presented a concise overview of cosmological studies, emphasizing the Λ CDM model, illustrating the application of a simple dynamical systems approach to a toy model, and providing a brief introduction to the Generalized SU(2) Proca theory. We demonstrated how even minor modifications to a model can significantly increase its complexity, necessitating advanced methods to derive meaningful insights and reconstruct the cosmic history. Chapter 2 further developed these concepts by focusing on an anisotropic Tachyon field, showcasing the use of numerical techniques within the dynamical systems framework to analyze its behavior and explore its implications for cosmic evolution.

Building on these foundations, we now extend our analysis to a prominent avenue for modifying gravity: the introduction of additional dynamical fields. Horndeski's seminal work on scalar-tensor theories established the most general second-order scalar-tensor framework, now widely recognized as Horndeski theory [30] or generalized Galileon theory [98, 99]. This framework has inspired numerous extensions [100], including vector-tensor theories such as the generalized Proca (GP) theory [32–34, 90–92], scalar-vector-tensor (SVT) theories [101], and the generalized SU(2) Proca (GSU2P) theory [38, 75–77]. These theories enrich gravitational dynamics by incorporating vector fields, scalar fields, or combinations thereof, offering new pathways to address the limitations of Λ CDM and General Relativity (GR).

Among these extensions, the GSU2P theory stands out as particularly intriguing. By introducing a vector field with a global SU(2) symmetry in the action, this theory provides a natural framework for exploring anisotropic cosmological evolutions and alternative mechanisms for cosmic acceleration. While Horndeski [102–104], GP [37, 40, 66, 105–107], and SVT theories [28, 108–111] have been extensively studied, the GSU2P theory remains relatively underexplored. Existing research has addressed specific aspects, such as stability issues [112], black hole and neutron star solutions [113–115], inflationary scenarios [35], and late-time cosmic acceleration [36]. However, a comprehensive analysis of the full cosmological implications of the theory, including its ability to reproduce the expansion history of the Universe, is still lacking.

This work aims to bridge that gap by conducting a detailed investigation of the GSU2P theory in a flat, homogeneous, and isotropic background. Specifically, we employ the dynamical systems approach [43] to identify the conditions under which the theory can drive cosmic accel-

eration, either during the early inflationary phase or the late-time accelerated expansion. Our analysis reveals the presence of a fixed point corresponding to de-Sitter expansion, which may represent a stable or transient state in the evolution of the universe. Additionally, we identify "pseudo-stationary" states at distinct scales in the two-dimensional phase space, corresponding to accelerated expansion and radiation-like behavior.

In the regime of large field values, the GSU2P model predicts a constant-roll evolution [116–118], which can correspond to either an inflationary phase or late-time cosmic acceleration. Conversely, in the regime of small field values, the system exhibits oscillatory behavior between two pseudo-stationary states, resembling a radiation-like fluid. This behavior may signify either the graceful exit from an inflationary epoch or a precursor phase leading to late-time acceleration. However, as we will demonstrate, the theory encounters significant challenges during the transition between these phases, notably the emergence of a non-physical expansion rate. Although the autonomous system can be regularized, this process reveals both physical singularities, such as undefined observable quantities like the Hubble parameter, and numerical singularities that render the system non-integrable. These issues further cast doubt on the viability of the GSU2P model as a consistent cosmological framework.

3.1.1 Stability Conditions and Gravitational Wave-Speed Constraint

The action defined in Eq. (1.68) has been meticulously constructed to circumvent Ostrogradski's instability, thereby ensuring the correct number of propagating degrees of freedom [79] (see, however, Refs. [80, 81]). Nonetheless, for the theory to be considered physically viable, it is imperative that it remains free from other forms of instabilities which could undermine its consistency. Notable pathologies that must be avoided include ghost instabilities and gradient or Laplacian instabilities.

Ghost instabilities manifest when the linearized perturbations exhibit negative kinetic energy terms, resulting in nonphysical behavior when the ghost field interacts with other fields. In contrast, Laplacian instabilities occur when the propagation speed of perturbations is imaginary, leading to the uncontrollable, often exponential, growth of initially small perturbations [119]. Furthermore, the detection of gravitational waves (GW) by LIGO [120] and the subsequent determination of their speed, which has been shown to be equal to the speed of light with astonishing precision [121, 122], have imposed stringent constraints on several modified gravity theories [103, 123–127].

In the context of the GSU2P theory, it has been demonstrated that to preclude ghost and Laplacian instabilities from appear and to ensure tensor modes to propagate at the speed of light, the parameters in the action (1.68) must satisfy the following conditions [35]:

$$\chi_3 = 0, \quad \alpha_4 = -2\alpha_1 + \frac{7}{20}\alpha_3, \quad (3.1)$$

$$\chi_7 = 5\alpha_1 + \alpha_3 - \frac{1}{2}\chi_4 - 3\chi_6, \quad \alpha_5 = \frac{14}{3}\alpha_3 - \frac{20}{3}\alpha_1, \quad (3.2)$$

$$\alpha_2 = 2\alpha_3, \quad \alpha_6 = -20\alpha_1 + 6\alpha_3 - 3\alpha_5. \quad (3.3)$$

Thus, the final form of the GSU2P theory that satisfies these stability requirements is given by:

$$\begin{aligned}
 S = \int d^4x \sqrt{-g} & \left[\mathcal{L}_{\text{EH}} + \mathcal{L}_{\text{YM}} + \chi_1 \mathcal{L}_2^1 + \chi_2 \mathcal{L}_2^2 + \frac{\chi_4}{m_{\text{P}}^2} \left(\mathcal{L}_2^4 - \frac{\mathcal{L}_2^7}{2} \right) \right. \\
 & + \frac{\chi_5}{m_{\text{P}}^2} \mathcal{L}_2^5 + \frac{\chi_6}{m_{\text{P}}^2} (\mathcal{L}_2^6 - 3\mathcal{L}_2^7) + \frac{\alpha_1}{m_{\text{P}}^2} \left(\mathcal{L}_{4,2}^1 - 2\mathcal{L}_{4,2}^4 - \frac{20}{3} \mathcal{L}_{4,2}^5 + 5\mathcal{L}_2^7 \right) \\
 & \left. + \frac{\alpha_3}{m_{\text{P}}^2} \left(2\mathcal{L}_{4,2}^2 + \mathcal{L}_{4,2}^3 + \frac{7}{20} \mathcal{L}_{4,2}^4 + \frac{14}{3} \mathcal{L}_{4,2}^5 - 8\mathcal{L}_{4,2}^6 + \mathcal{L}_2^7 \right) \right]. \tag{3.4}
 \end{aligned}$$

In the following sections, we will focus on the cosmological dynamics encoded in this final action, exploring its implications for the evolution of the universe.

3.1.2 Homogeneous and Isotropic Configuration

Observational evidence has pointed out that the universe is largely homogeneous and isotropic on cosmological scales [1].¹ This allows one to describe the geometry of the universe by the flat (FLRW) metric, Eq. (1.12).

The symmetries of this metric impose significant constraints on the dynamics of cosmological fields. For example, vector fields inherently break rotational invariance, potentially introducing substantial anisotropy into the dynamics of the expansion of the Universe, as discussed for the anisotropic tachyon field in Chapter 2. In theories involving vector fields without internal global symmetry in the action, this challenge can be addressed by either introducing three identical and orthogonal vector fields, known as the *cosmic triad* [61, 129], or by restricting the analysis to time-like vector fields (see, e.g., Refs. [37, 64]).

In contrast, within the framework of the GSU2P theory, rotational invariance can be preserved by compensating for spatial rotations of the vector field with internal rotations in the isospin space. The most general configuration of the vector field consistent with spatial isotropy has been demonstrated to be given by [130–132]:

$$B_{0a} = b_0(t) \hat{r}_a, \quad B_{ia} = b_1(t) \hat{r}_i \hat{r}_a + b_2(t) [\delta_{ia} - \hat{r}_i \hat{r}_a] + b_3(t) \epsilon_{ia}^k \hat{r}_k, \tag{3.5}$$

where $b_0(t)$, $b_1(t)$, $b_2(t)$, and $b_3(t)$ are arbitrary functions of time only, \hat{r} is the unit vector in the isospin space pointing in the direction of \vec{B}_i , and \hat{r} is the unit vector in physical space pointing in the direction of \vec{B}_a . The cosmic triad can be naturally accommodated within this general configuration by assuming $b_0(t) = b_3(t) = 0$ and $b_1(t) = b_2(t)$, such that:

$$B_{0a}(t) = 0, \quad B_{ia}(t) = a(t) \psi(t) \delta_{ia}, \tag{3.6}$$

where $b_2(t) \equiv a(t) \psi(t)$, being $\psi(t)$ the norm of the physical 3D vector fields.

3.1.3 Cosmological Dynamics in the GSU2P Theory

The cosmological dynamics encoded in the action (3.4) can be revealed through the application of the variational principle. By varying this action with respect to the metric, we derive the gravitational field equations:

$$m_{\text{P}}^2 G_{\mu\nu} = T_{\mu\nu}^{(B)} + T_{\mu\nu}^{(m)}, \tag{3.7}$$

¹There exists controversy around this [128]. However, we will neglect a possible anisotropic expansion as a first approximation.

where $T_{\mu\nu}^{(B)}$ represents the energy-momentum tensor containing contributions from the SU(2) vector field B^a_μ , and $T_{\mu\nu}^{(m)}$ is the energy-momentum tensor for the rest of matter fluids in the cosmic budget.

Due to its length, we refrain from presenting the full form of $T_{\mu\nu}^{(B)}$ here.² Substituting the FLRW metric from Eq. (1.12) and the cosmic triad configuration from Eq. (3.6) into the gravitational field equations yields the Friedman equations:

$$3m_{\text{P}}^2 H^2 = \rho_B + \rho_m, \quad -2m_{\text{P}}^2 \dot{H} = p_B + \rho_B + \rho_m, \quad (3.8)$$

where the density ρ_B and pressure p_B considering contributions from the vector field are given by:

$$\rho_B \equiv (\dot{\psi} + H\psi)^2 \left[\frac{3}{2} - 9c_2 \frac{\psi^2}{m_{\text{P}}^2} \right] + \frac{3}{2} \hat{g}^2 \psi^4 + 6H(c_1 - c_2) \frac{\psi^3 \dot{\psi}}{m_{\text{P}}^2}, \quad (3.9)$$

$$p_B \equiv (\dot{\psi} + H\psi)^2 \left[\frac{1}{2} + 3c_2 \frac{\psi^2}{m_{\text{P}}^2} \right] + \frac{1}{2} \hat{g}^2 \psi^4 + 6 \frac{\psi^2}{m_{\text{P}}^2} (c_2 - c_1) \left\{ \dot{\psi}^2 - \psi^2 \left(H^2 + \frac{\dot{H}}{3} \right) + \frac{1}{3} \psi \ddot{\psi} \right\}. \quad (3.10)$$

In these expressions, an over-dot denotes differentiation with respect to cosmic time. The new constants c_1 and c_2 are defined through:

$$\alpha_3 \equiv \alpha_1 + \frac{1}{20}(c_2 - c_1), \quad \chi_5 \equiv -2\alpha_1 + \frac{1}{10}(c_1 + 9c_2), \quad (3.11)$$

and we have defined a generalized version of the SU(2) coupling constant as:

$$\hat{g}^2 \equiv \tilde{g}^2 - 6\chi_1 - 2\chi_2. \quad (3.12)$$

Finally, varying the action in Eq. (3.4) with respect to B^a_μ , and substituting the homogeneous and isotropic configurations for the metric and the field, yields the equation of motion for the sole dynamical degree of freedom representing the vector field:

$$\begin{aligned} 0 = & \ddot{\psi} + 3H\dot{\psi} + \psi \left(2H^2 + \dot{H} - 6c_2 \frac{\dot{\psi}^2}{m_{\text{P}}^2} \right) - 6c_2 \frac{\psi^2}{m_{\text{P}}^2} (\ddot{\psi} + 3H\dot{\psi}) \\ & + 2\psi^3 \left[\hat{g}^2 + 3(c_1 - 2c_2) \frac{H^2}{m_{\text{P}}^2} + (c_1 - 4c_2) \frac{\dot{H}}{m_{\text{P}}^2} \right]. \end{aligned} \quad (3.13)$$

In the subsequent section, we examine the dynamics of the universe's accelerated expansion as influenced by the vector field.

3.2 Accelerated Expansion Driven by the SU(2) Vector Field

According to the current cosmological paradigm, the universe has experienced two phases of accelerated expansion: an early inflationary phase preceding the radiation-dominated epoch and the present accelerated expansion, likely driven by dark energy. To gain insight into the system's asymptotic behavior, we initially neglect the matter sector, thereby isolating the dynamics of the vector field. This allows us to determine the conditions under which the vector field can induce accelerated expansion, whether in the primordial or late-time phases.

²The full calculation is available in a `Mathematica` notebook accessible on the GitHub repository: [sagaser/GSU2P](#). See also Ref. [113].

3.2.1 Autonomous System

To identify the conditions under which the vector field drives accelerated expansion, it is necessary to determine the parameter space where such solutions exist and assess their stability properties. The asymptotic behaviour of the model, encoded in its fixed points [43], provides valuable insights. To facilitate this analysis, we reformulate the dynamical equations using the following dimensionless variables:

$$x \equiv \frac{\dot{\psi}}{\sqrt{2}m_{\text{P}}H}, \quad y \equiv \frac{\psi}{\sqrt{2}m_{\text{P}}}, \quad z \equiv \sqrt{\frac{\hat{g}}{2m_{\text{P}}H}}\psi. \quad (3.14)$$

Neglecting ρ_m , the first Friedman equation, left hand in Eq. (3.8) simplifies to the following constraint:³

$$1 = (x + y)^2(1 - 12c_2y^2) + 8(c_1 - c_2)xy^3 + 2z^4, \quad (3.15)$$

which allows us to eliminate the variable z from the dynamical system, expressing it in terms of the variables x and y . Here, x and y unambiguously represent the speed and the magnitude of the vector field, respectively.

In terms of these variables, the evolution equations of the model reduce to an autonomous system governed by the following set of first-order differential equations:

$$x' = \frac{p}{\sqrt{2}} + x\epsilon, \quad y' = x, \quad (3.16)$$

where the prime denotes differentiation with respect to the number of e -folds, N , defined as $dN \equiv Hdt$. The variables p and ϵ are defined as:

$$p \equiv \frac{\ddot{\psi}}{m_{\text{P}}H}, \quad \epsilon \equiv -\frac{\dot{H}}{H^2}, \quad (3.17)$$

with p obtained from the vector field equation of motion in Eq. (3.13), and ϵ from the second Friedman equation, right hand in Eq. (3.8), which in terms of the new variables read:

$$\epsilon = 2 + 12c_1y^4 - 4y^3(c_1 - c_2) \left(\frac{p}{\sqrt{2}} + \epsilon y \right) - 4(c_1 - 7c_2)xy^3 - 12(c_1 - 2c_2)x^2y^2, \quad (3.18)$$

$$\frac{p}{\sqrt{2}} = 2y^2 \left(2x(4c_1 - 7c_2) + 3\sqrt{2}c_2p \right) + \frac{2(x^2 - 1)}{y} + x + y(\epsilon - 12c_2x^2) + 4y^3(c_1\epsilon - 3c_1 - 4c_2\epsilon). \quad (3.19)$$

In these expressions, notice that ϵ and p are linearly coupled, allowing them to be expressed solely in terms of the variables x and y .

³Since the analysis spans the inflationary epoch in the distant past and the dark energy-dominated future, the effects of radiation are negligible during both periods.

3.2.2 Fixed Points as Accelerated Solutions

Finding the fixed points by solving the algebraic equations $x' = y' = 0$ in Eq. (3.16) leads to:

$$A_{\pm} = \left\{ x \rightarrow 0, y \rightarrow \pm \sqrt[4]{-\frac{1}{6c_1}} \right\}, \quad (3.20)$$

$$B_{\pm} = \left\{ x \rightarrow 0, y \rightarrow \pm \frac{1}{2} \sqrt{\frac{1}{6c_2} - \frac{\sqrt{1-48c_2}}{6c_2}} \right\}, \quad (3.21)$$

$$C_{\pm} = \left\{ x \rightarrow 0, y \rightarrow \pm \frac{1}{2} \sqrt{\frac{1}{6c_2} + \frac{\sqrt{1-48c_2}}{6c_2}} \right\}. \quad (3.22)$$

From these expressions, which only depend on the constants c_1 and c_2 , we observe that the fixed points A_{\pm} , B_{\pm} , and C_{\pm} assume real values under the following conditions:

$$A_{\pm} \in \mathbb{R} : c_1 < 0, \quad (3.23)$$

$$B_{\pm} \in \mathbb{R} : c_2 < 0 \quad \vee \quad 0 < c_2 \leq 1/48, \quad (3.24)$$

$$C_{\pm} \in \mathbb{R} : 0 < c_2 \leq 1/48. \quad (3.25)$$

For the vector field to drive an accelerated expansion phase, we must ensure that its equation of state w_B satisfies:

$$w_B \equiv \frac{p_B}{\rho_B} < -\frac{1}{3}. \quad (3.26)$$

At the fixed points A_{\pm} , we find $w_B = -1$, indicating that these solutions correspond to de-Sitter points, where the universe undergoes exponential expansion. Evaluating w_B at the fixed points B_{\pm} shows that these correspond to accelerated expansion solutions as long as:

$$B_{\pm} : (1 + 8c_1 + \sqrt{1 - 48c_2} > 32c_2) \wedge (1 + 16c_1 + \sqrt{1 - 48c_2} < 16c_2), \quad (3.27)$$

while for C_{\pm} , the condition for acceleration is:

$$C_{\pm} : (\sqrt{1 - 48c_2} + 16c_2 < 1 + 16c_1) \wedge (\sqrt{1 - 48c_2} + 32c_2 > 1 + 8c_1). \quad (3.28)$$

The solutions reveal different cosmological phases associated with different values of the parameters c_1 and c_2 . Notably, the fixed points A_{\pm} represent de-Sitter solutions corresponding to an exponentially expanding universe, while B_{\pm} and C_{\pm} describe more complex scenarios where the conditions for accelerated expansion are fulfilled under specific parameter ranges, which will be further studied in the next sections.

3.2.3 Stability Analysis

Having established the conditions under which the fixed points yield accelerated expansion solutions, we now examine their stability properties to understand the system's asymptotic behavior.

As discussed in Section 1.7.3, the stability of fixed points can be determined by analyzing the eigenvalues of the Jacobian matrix, defined as:⁴

$$J_{ij} \equiv \frac{df_i}{dx_j}, \quad (3.29)$$

where $f_i \equiv x'_i$ represents the derivatives of the dynamical variables (e.g., x' and y'), and x_j represents the corresponding variables (e.g., x and y). The sign of the real part of the eigenvalues of J_{ij} , evaluated at each fixed point, determines its stability.

The stability of the fixed points is crucial for determining the cosmological dynamics. As mentioned before, the universe has undergone two distinct accelerated phases: primordial inflation and late-time dark energy domination. To resolve the flatness, horizon, and unwanted relics problems of classical cosmology, inflation must last for a minimum of 60 e -folds, followed by a reheating phase that transitions the universe into the standard Big Bang evolution [36, 47, 51, 59, 64, 93, 104]. Given that inflation represents a transient period of accelerated expansion, it is expected, from a dynamical systems perspective, that inflationary solutions correspond to either a source or a saddle point. In contrast, the current accelerated expansion might persist indefinitely, implying that the corresponding solution might be an attractor point.

Unlike the analysis in Chapter 2, the eigenvalues of the Jacobian matrix can be determined analytically in this case. However, the resulting expressions are too lengthy and complex to allow for an analytical description of the stability properties of the fixed points in the parameter space. As a result, we adopt the following strategy: we select a representative sector of the parameter space $\{c_1, c_2\}$ and numerically evaluate the eigenvalues, respecting the existence conditions in Eqs. (3.23)–(3.25), as well as the conditions for accelerated expansion given in Eqs. (3.27) and (3.28). As demonstrated in subsequent sections, this representative region is sufficiently large to capture the essential dynamics of the system at the fixed points.

The results are presented in Figure 3.1. In the left panel, we display the regions where A_{\pm} and B_{\pm} are accelerated attractors, visibly separated by a bifurcation curve. In the right panel, we show smaller regions where A_{\pm} and B_{\pm} are attractors as well, along with the narrow region where C_{\pm} serves as an attractor.

3.2.4 Cosmological Viability of the Fixed Points

For a model to be cosmologically viable, it must satisfy several physical conditions. For instance, the Hubble parameter must remain real, as it defines the horizon scale. In this section, we will investigate the ability of the fixed points to describe viable asymptotic cosmological scenarios.

The Hubble parameter, H , can be expressed in terms of the dynamical variables as:

$$\frac{H^2}{m_{\text{P}}^2} = \hat{g}^2 \left(\frac{y}{z}\right)^4, \quad (3.30)$$

where z can be written in terms of x and y using the Friedman constraint in Eq. (3.15). This formulation allows the energy scale set by H to be tuned by adjusting the generalized coupling parameter \hat{g} , as defined in Eq. (3.12). This flexibility could be particularly relevant for determining

⁴Alternative techniques, such as Lyapunov exponents [43] or Malkin's criterion [133], may be required if linear stability analysis fails.

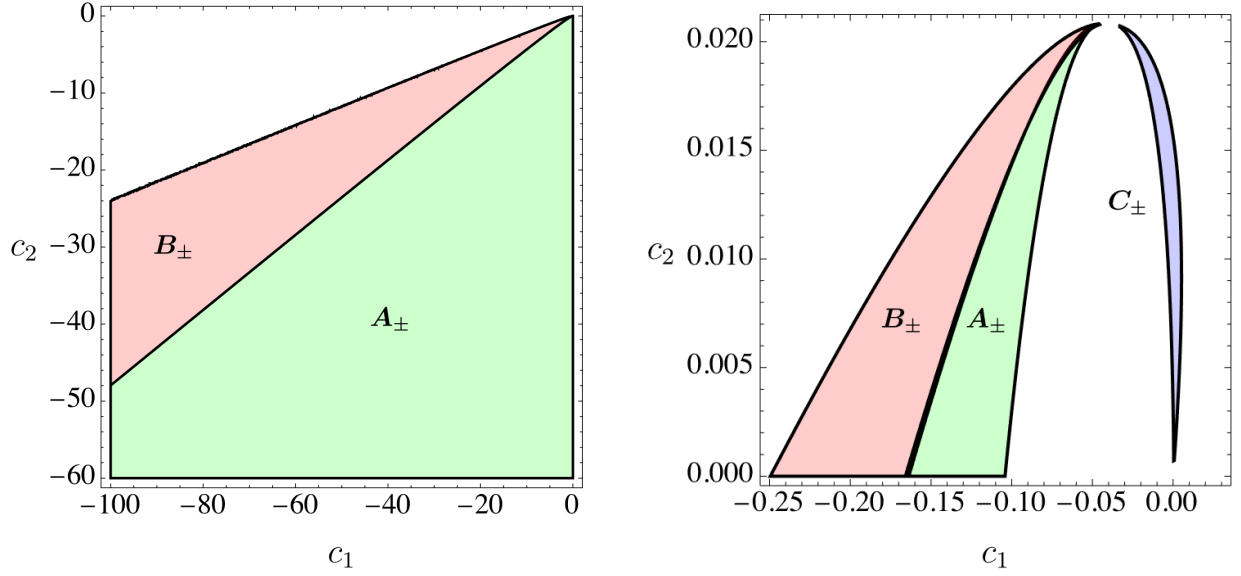


Figure 3.1: (Left) The regions in the parameter space $\{c_1, c_2\}$ where the fixed points A_{\pm} (light green) and B_{\pm} (light red) act as attractors are shown, with the two sets separated by a corresponding bifurcation curve and the attractors representing accelerated expansion. (Right) For small values of the parameters c_1 and c_2 , all fixed points can serve as attractors representing accelerated expansion. However, it is important to note that these regions are considerably smaller compared to those in the left panel.

the energy scale of primordial inflation or for adjusting the present-day value H_0 to match local observations, potentially alleviating the H_0 tension.

On the other hand, since $y^4 > 0$ always holds, and \hat{g}^2 and z^4 are real and share the same sign dependence, H^2 is positive. This guarantees that H is consistently real-valued once z^4 is determined at the fixed point.

Using Eq. (3.30), we can express the density and pressure of the vector field as:

$$\frac{\rho_B}{m_{\text{P}}^4} = 3\hat{g}^2 \left(\frac{y}{z}\right)^4, \quad (3.31)$$

$$\begin{aligned} \frac{p_B}{m_{\text{P}}^4} = & \hat{g}^2 \left(\frac{y}{z}\right)^4 \left[x^2 + 2xy + [1 + (36c_2 - 24c_1)x^2] y^2 + 4 \left[\sqrt{2}(c_2 - c_1)p + 6c_2x \right] y^3 \right. \\ & \left. + 4[6c_1 - 3c_2 + 2(c_2 - c_1)\epsilon] y^4 + 2z^4 \right]. \end{aligned} \quad (3.32)$$

Then, defining the re-scaled density as:

$$\hat{\rho}_B \equiv \frac{\rho_B}{m_{\text{P}}^4 \hat{g}^2} = 3 \left(\frac{y}{z}\right)^4, \quad (3.33)$$

we note that $\rho_B > 0$ for all parameter values, as it depends on \hat{g}^2 and z^4 , which share the same sign at a given fixed point. This further ensures that H is a physical, real-valued quantity there.

Evaluating $\hat{\rho}_B$ at the fixed points A_{\pm} , we find:

$$\hat{\rho}_B(A_{\pm}) = \frac{6}{12c_2 - 6c_1 - \sqrt{-6c_1}}, \quad (3.34)$$

which is positive under the condition:

$$c_1 \leq 0 \quad \wedge \quad c_2 > \frac{c_1}{2} + \sqrt{-\frac{c_1}{24}}. \quad (3.35)$$

Conversely, $\hat{\rho}_B < 0$ if:

$$c_1 \leq 0 \quad \wedge \quad c_2 < \frac{c_1}{2} + \sqrt{-\frac{c_1}{24}}. \quad (3.36)$$

A closer inspection of the left panel in Figure 3.1 reveals that the bifurcation curve between the attraction regions for points A_{\pm} and B_{\pm} is given exactly by:

$$c_2 = \frac{c_1}{2} + \sqrt{-\frac{c_1}{24}}, \quad (3.37)$$

which leads to the conclusion, based on the second condition in Eq. (3.36), that $\hat{\rho}_B < 0$ on the attraction region of A_{\pm} as depicted in the left panel of Figure 3.1. This indicates that $z^4 < 0$, and consequently $\hat{g}^2 < 0$, in this region. Conversely, $\hat{\rho}_B > 0$ outside of this attraction region, leading to $z^4 > 0$ and $\hat{g}^2 > 0$. However, we stress that the physical energy density ρ_B is positive on both regions of the parameter space. We want to clarify that effective negative energy densities are, in principle, possible in modified gravity theories, but they should not dominate the energy content, as this would lead, among other potential issues, to a negative squared Hubble parameter. For example, in a phantom dark energy model within Horndeski's theory [134], the effective energy density becomes negative only at high redshifts while exhibiting phantom behavior at low redshifts.

Thus, from a dynamical systems perspective, the points A_{\pm} represent viable asymptotic states describing a de-Sitter expansion phase of the universe. When acting as attractors, A_{\pm} could describe the late-time accelerated expansion of the universe, whereas as saddle points, they may characterize the primordial inflationary phase. To validate these interpretations, we will further investigate the dynamics of selected cosmological trajectories in phase space in a subsequent section.

On the other hand, at the fixed points B_{\pm} and C_{\pm} , we find that the denominator of $\hat{\rho}_B$ vanishes, while the numerator remains constant, causing $\hat{\rho}_B$ to diverge at these points. Consequently, we conclude that these fixed points do not correspond to viable scenarios of accelerated expansion.

Summarizing:

- At the points A_{\pm} , the universe undergoes an exponential accelerated expansion, which could last forever or be a transient state.
- At the points B_{\pm} and C_{\pm} , ρ_B goes to infinity, which makes H infinite, and thus cosmologically unreliable.

While the fixed points A_{\pm} represent viable cosmological solutions, it is important to note that the phase space defined by the variables in Eq. (3.14) is not compact. Specifically, both x and y are unbounded, meaning the system may not have a well-defined global attractor [135]. This opens up the possibility for other, potentially more complex, asymptotic behaviors that go beyond the fixed-point analysis.

In the absence of a global attractor, the dynamics could exhibit trajectories leading to different regimes or exhibit more complex structures such as limit cycles or chaotic behavior in certain

sectors of the parameter space [74]. To fully understand these potential outcomes, a more detailed exploration of the system's trajectories in extended regions of the phase space is required. This could reveal additional solutions that might correspond to viable cosmological scenarios.

Next, we will delve into these possibilities by exploring the system's behavior at the boundaries and within regions where the fixed-point analysis does not capture the full dynamical complexity.

3.3 Pseudo Stationary States

3.3.1 The Stationary Straight Lines

From the preceding analysis, we conclude that only the fixed points A_{\pm} , at which accelerated expansion occurs, serve as viable asymptotic states of the universe. In contrast, at B_{\pm} and C_{\pm} , the field density is undetermined and thus these are not viable solutions.

As discussed in Ref. [35], the system may admit other asymptotic fates. Specifically, it could evolve towards “pseudo-stationary states” at distinct scales of x and y . Specifically in Ref. [35], it is shown that for large values of x and y , the system's behavior is governed by a linear relationship:

$$y = \beta x, \quad (3.38)$$

where β is a constant describing the slope of the line. In terms of the field ψ , this implies that the dynamics follows $\beta\dot{\psi} = H\psi$. During a de-Sitter phase, where H is constant, the field enters a *constant-roll regime* [116–118], characterized by the equation:

$$\ddot{\psi} = \frac{1}{\beta} H \dot{\psi}. \quad (3.39)$$

In what follows, we will analyze in detail the existence and stability of this solution at large x .

To determine the slope of the straight line, we start by assuming $y = \beta x$. From the dynamical equation for y in Eq. (3.16), we obtain:

$$\frac{1}{\beta} - \frac{x'}{x} = 0. \quad (3.40)$$

Next, using the equation for x from Eq. (3.16), we find:

$$\frac{x'}{x} = \epsilon + \frac{p}{\sqrt{2}x}, \quad (3.41)$$

which depends only on x under the assumption $y = \beta x$. In the limit $x \rightarrow \infty$, the dominant term depends solely on the constants c_1 , c_2 , and β . Thus, taking the limit, we obtain:

$$\lim_{x \rightarrow \infty} \left(\frac{1}{\beta} - \frac{x'}{x} \right) = 0, \quad (3.42)$$

which yields the following cubic equation for β :

$$0 = \left(-\frac{4}{3} + \frac{7 c_2}{3 c_1} \right) + \left(-\frac{37}{9} + \frac{8 c_1}{9 c_2} + \frac{56 c_2}{9 c_1} \right) \beta + \left(\frac{4}{3} - \frac{2 c_1}{3 c_2} + \frac{7 c_2}{3 c_1} \right) \beta^2 + \beta^3. \quad (3.43)$$

The roots of this equation are:

$$\beta_0 = \frac{4}{3} - \frac{7c_2}{3c_1}, \quad (3.44)$$

$$\beta_{\pm} = -\frac{4}{3} + \frac{c_1}{3c_2} \pm \frac{\sqrt{(c_1 - c_2)(c_1 - 7c_2)}}{3c_2}. \quad (3.45)$$

Therefore, for large x , the system evolves along a straight line defined by $y = \beta_i x$, where β_i is one of the three slopes found in Eqs. (3.44) and (3.45).

Along these lines, we find that for $y = \beta_0 x$, the equation of state parameter is $w_B = -1$, corresponding to a de-Sitter phase. For the cases where $y = \beta_{\pm} x$, we find:

$$w_B = -\frac{23}{9} + \frac{8c_1}{9c_2} \pm \frac{8}{9c_2} \sqrt{(c_1 - c_2)(c_1 - 7c_2)}. \quad (3.46)$$

Although all three lines may correspond to accelerated solutions, only the first one describes a de-Sitter phase. Thus, to keep our presentation simple, we will focus on the system's behavior around this line in the following sections and leave the discussion of the other lines to the Appendix B.1.

As noted in Ref. [35], if β_0 is negative, the system evolves toward smaller values of x and y , and as y approaches zero, the system becomes dominated by the lower powers of the field, represented by the Yang-Mills Lagrangian. This leads to an exit from the accelerated phase into a decelerated expansion, where the vector field behaves like a radiation fluid. Conversely, a positive slope describes a system moving toward larger values of x and y , potentially describing a phase of dark energy domination [36]. However, this potential dark energy domination was not explored in sufficient detail in Ref. [36]. Therefore, we will investigate this scenario further here. As a result, we will demonstrate that the inflationary phase, either primordial or late-time, exhibits several shortcomings leading to nonphysical outcomes, thereby challenging the viability of the GSU2P theory as a cosmological model.

3.3.2 Existence of the Central Zone

After analyzing the behavior of the system in the large-values regime of the variables x and y , we now turn our attention to the opposite regime in which these variables are small. This regime is cosmologically relevant for two main reasons. First, in a primordial inflationary model, the field driving the accelerated expansion is expected to decay near the end of inflation, giving place to the reheating process. As a result, while trajectories may begin in the large-value regime of x and y , they are expected to evolve towards smaller values of these variables as inflation concludes. Second, to accurately reproduce the post-Big Bang expansion history of the universe, the dark energy-dominated epoch must be preceded by a phase of decelerated expansion dominated by pressure-less matter. During this matter-dominated phase, the vector field should be subdominant, leading to trajectories in the phase space evolving with y close to zero.

As pointed out in Ref. [35], small values of y can lead to singularities in the system, as the denominator of x' in Eq. (3.16) approaches zero, causing the system to diverge. This denominator is expressed as:

$$D_{x'} = 16(c_1 - 7c_2)(c_1 - c_2)y^7 + 8(c_1 - c_2)y^5 - 12c_2y^3 + y. \quad (3.47)$$

This singularity can occur in a region referred to as “central zone” of the phase space in which the system can enter provided that $D_{x'}$ does not vanish. However, the conditions under which this central zone arises, as well as its implications for the dynamics of the system, remain unexplored. In the subsequent analysis, we will investigate this issue in detail.

In non-compact phase spaces, the study of *nullclines*—the geometric curves where $x'_i = 0$, for a given variable independent of the others—can reveal important asymptotic behaviors of the system. Although nullclines do not correspond to true fixed points, they can provide insight into the existence of “pseudo-stationary states” within the system [74]. We will show that the existence of the central zone is guaranteed by two of such pseudo-stationary states, which arise from the nullcline of the variable x .

Solving the equation $x' = 0$, when $y \rightarrow 0$, we find the points:

$$U_{\pm} = \{\pm 1, 0\}. \quad (3.48)$$

To analyze the stability of U_{\pm} , we compute the eigenvalues, λ_i^{\pm} , and eigenvectors, ν_i^{\pm} , of the Jacobian matrix evaluated at $x = \pm 1$, obtaining the dominant terms for small y . For the point U_+ , we find:

$$\begin{aligned} U_+ : \quad \lambda_1^+ &= -\frac{1}{2}y, \quad \lambda_2^+ = 3 + \frac{4}{y}, \\ \nu_1^+ &= \{0, 1\}, \quad \nu_2^+ = \left\{ 3 + \frac{4}{y}, 1 \right\}, \end{aligned} \quad (3.49)$$

while for U_- , the corresponding expressions are:

$$\begin{aligned} U_- : \quad \lambda_1^- &= +\frac{1}{2}y, \quad \lambda_2^- = 3 - \frac{4}{y}, \\ \nu_1^- &= \{0, 1\}, \quad \nu_2^- = \left\{ 3 - \frac{4}{y}, 1 \right\}, \end{aligned} \quad (3.50)$$

These results indicate that U_{\pm} are saddle-like points. A saddle point is characterized by some trajectories in phase space moving towards the fixed point while others move away from it.

Notice that ν_1^{\pm} are unitary vectors pointing towards the y -direction, whereas the x -component of the eigenvectors ν_2^{\pm} depends on the value of y . Notably, these x -components become large as y approaches zero. For U_{\pm} , we must consider two cases: $y \rightarrow 0^+$ (from positive values), and $y \rightarrow 0^-$ (from negative values). When $y \rightarrow 0^+$, we have that λ_2^- is negative and $\nu_2^- \approx \{-\infty, 1\}$, while λ_2^+ is positive and $\nu_2^+ \approx \{\infty, 1\}$. As a result, when y takes on positive values, trajectories in phase space around U_- converge towards it, while those near U_+ diverge from it. Conversely, when $y \rightarrow 0^-$, λ_2^- becomes positive, and $\nu_2^- \approx \{\infty, 1\}$, causing trajectories to move away from U_- . Simultaneously, λ_2^+ turns negative, and $\nu_2^+ \approx \{-\infty, 1\}$, leading trajectories to converge towards U_+ . In both cases, the remaining eigenvalue— λ_1^+ for U_+ and λ_1^- for U_- —changes sign, confirming the saddle-like nature of these pseudo-critical points.

We conclude that when $y \rightarrow 0^+$, trajectories in phase space approach U_- causing y to become negative and move towards U_+ . Upon reaching U_+ , y becomes positive again and is subsequently attracted back to U_- . This oscillating behavior, characterized by alternating repulsion and attraction between the points U_{\pm} generates what we call the “central zone”. This feature will be evidenced numerically.

3.3.3 Issues in the Central Zone

As previously discussed, the bouncing behavior between the points U_{\pm} gives rise to what we call the central zone. However, it is important to emphasize that these points, U_{\pm} , are saddle-like pseudo-stationary states which arises from the nullcline for the variable x when $y \rightarrow 0$. Consequently, the bouncing behavior does not necessarily lead to a limit cycle—self-sustained oscillations around a point, where the system follows a closed trajectory that repeats periodically, and any small perturbation causes the system to return to this trajectory [74]. In the following, we will delve into these issues by numerically investigate the system's dynamics around the central zone.

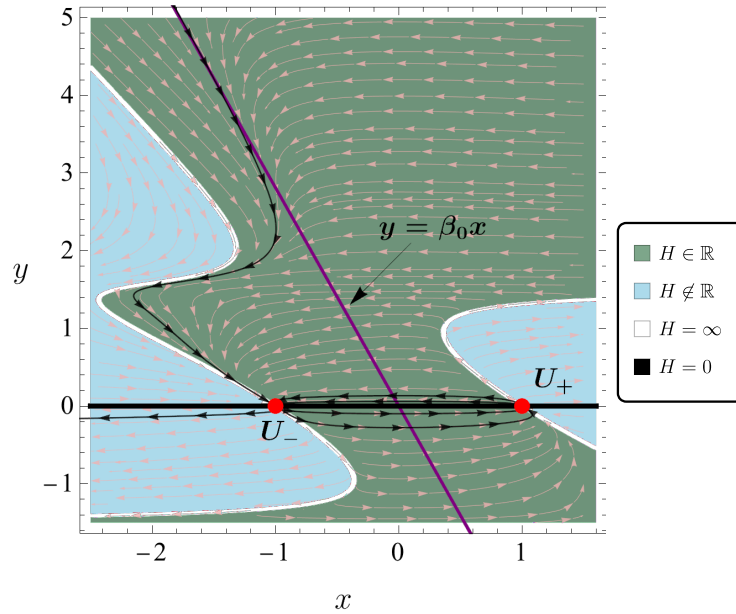


Figure 3.2: Phase space evolution of a specific trajectory (line with arrows) using initial conditions and parameters from Figure 1(a) in Ref. [35]: $x_i = 5 \times 10^9$, $y_i = 10^{10}$, $\alpha_1 = 1$, $\alpha_3 = 1.0008$, and $\chi_5 = -1.965$, corresponding to $c_1 = 0.0206$ and $c_2 = 0.0366$. The trajectory initially follows the attractor line $y = \beta_0 x$ (purple line), where $z^4 > 0$, fixing $\hat{g}^2 > 0$, and the Hubble parameter takes on real values (green region). As the system evolves, $z^4 \rightarrow 0$ and thus $H^2 \rightarrow \pm\infty$ (white line). Eventually, the trajectory enters the central zone, and oscillates between the points U_{\pm} (red dots), which lies on a line where $H = 0$ (black line). Then, after some oscillations, it finally escapes from the central zone due to the saddle instability of U_- . When exiting from the central zone, z^4 flips sign causing the Hubble parameter to become complex (light blue region).

Issues for the Inflationary Scenario

To illustrate the system's dynamics within the central zone, we consider the phase space $\{x, y\}$ for a specific parameter set $\{c_1, c_2\}$. We focus on the trajectory represented by the line with arrows depicted in Figure 3.2. This trajectory shows the system's evolution starting with initial conditions drawn from Figure 1(a) of Ref. [35]:

$$x_i = 5 \times 10^9, \quad y_i = 10^{10}, \quad (3.51)$$

with parameter values:

$$\alpha_1 = 1, \quad \alpha_3 = 1.0008, \quad \chi_5 = -1.965.$$

Using the relations from Eq. (3.11), these parameters are translated into our system parameters as:

$$c_1 = 0.0206, \quad c_2 = 0.0366. \quad (3.52)$$

For these parameters, none of the fixed points A_{\pm} , B_{\pm} , or C_{\pm} are real, leaving only the pseudo-stationary points U_{\pm} visible. The system's trajectory initially follows the attractor line $y = \beta_0 x$ (depicted by the solid purple line) towards decreasing values of y . During this phase, $z^4 > 0$, fixing the sign of \hat{g}^2 as positive, and the Hubble parameter takes on real values (green region) [see Eq. (3.30)]. As y decreases from positive values, the trajectory approaches U_- , $z^4 \rightarrow 0$, and thus H becomes undetermined (white line). Note that the points U_{\pm} are located at the intersection of the white lines (where $H \rightarrow \infty$) with the black line (where $H = 0$). Therefore, at each crossing through U_{\pm} , the expansion rate becomes undefined, highlighting a critical dynamical issue in the model.

As noted in Ref. [35], entering the central zone typically leads to oscillatory behavior, marking the end of the primordial inflationary phase. We argue that this access inherently introduces a dynamical inconsistency into the system. For trajectories approaching the point U_- with $x \rightarrow -1$ and $y \rightarrow 0$, the density and pressure of the vector field, according to Eqs. (3.31) and (3.32), can be approximated as:

$$\frac{\rho_B}{\hat{g}^2 m_{\text{P}}^4} \approx 3y^3, \quad \frac{p_B}{\hat{g}^2 m_{\text{P}}^4} \approx y^3, \quad (3.53)$$

indicating that the system behaves like a radiation fluid with $w_B \approx 1/3$ around this point. Then, upon reaching U_- , y becomes negative, causing the trajectory to escape from U_- and move towards U_+ as y approaches 0 from the negative side. Once again, when the trajectory reaches U_+ , the trajectory is repelled as y becomes positive and subsequently it is attracted towards U_- again since $y \rightarrow 0^+$. The system oscillates between U_- and U_+ with $H \in \mathbb{R}$, but H becomes undetermined at each crossing.⁵

This dynamics continue until the saddle point nature of U_- eventually forces the trajectory out of the central zone, escaping towards infinity in the phase space, as no attractors exist in that region. When the trajectory escapes from the central zone, z^4 flips sign and thus H becomes complex (blue region). This transition from real to complex values in H signals a flaw in the theory.

Notably, this shortcoming arises near the end of the primordial inflationary phase. Following the constant-roll condition $y = \beta_0 x$, the amount of inflation can be calculated as:

$$N_{\text{inf}} \equiv \int dt H = \int_{y_i}^{y_f} \beta_0 \frac{dy}{y} \approx -\beta_0 \ln y_i, \quad (3.54)$$

⁵It is worth clarifying that the approximation presented in Eq. (3.53) is valid in the vicinity of U_- but just before the trajectory originating outside the central zone reaches it. Inside the central region, i.e., after the above mentioned trajectory reaches U_- , the behaviour of the density and pressure are of the form $\rho_B \propto 6y^4$ and $p_B \propto 2y^4$ respectively, the proportionality factor being the same for both quantities. The system, then, neither exhibits negative energy density nor negative pressure.

where the magnitude of y at the end of inflation, denoted as y_f , is neglected in comparison with its initial value y_i . Numerically, this translates into:

$$N_{\text{inf}} \approx 64.75. \quad (3.55)$$

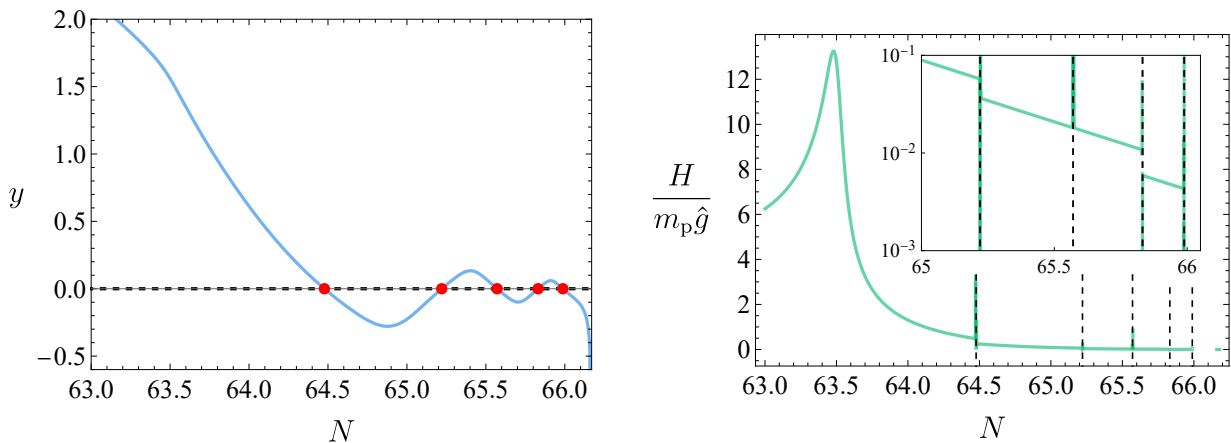


Figure 3.3: (Left) Time evolution of the variable y , with the red dots indicating the precise moments at which y crosses zero, the first one occurring around $N = 64.5$. When y crosses zero, $\hat{\rho}_B$ flips its sign as described by Eq. (3.53). (Right) Time evolution of the scaled Hubble parameter $H/(m_p \hat{g})$. At each crossing, H exhibits undefined values, marked by the thin black dashed lines, corresponding to the physical singularities within the central zone.

For the initial conditions in Eq. (3.51), this issue is numerically confirmed in Figure 3.3. The left panel shows the evolution of y over time, with red dots marking the moments when y crosses zero—corresponding to the system passing through the points U_{\pm} . The first crossing occurs approximately at $N = 64.5$. The right panel depicts the corresponding evolution of the rescaled expansion rate in Eq. (3.30), which becomes undetermined precisely at these crossings.

The system exhibits another significant issue, stemming from the absence of a limit cycle in the central zone. As shown in Fig. 3.2, the trajectory oscillates between the points U_{\pm} until, due to the saddle-like nature of U_- , eventually forces it to escape the central zone. Upon exiting this region, the lack of an attractor leads to an unbounded growth in the field magnitude and its velocity after approximately 66 e -folds, further highlighting the system's indeterminacy. This behaviour is directly reflected in the parameter ϵ , as illustrated in Fig. 3.4. Initially, $\epsilon \approx 0$ indicates that the system is in a constant-roll phase. Upon entering the central zone, $\epsilon \approx 2$, which reflects the system's behaviour as a radiation fluid. A natural interpretation—which is biased by the indeterminations in H shown in the right-hand side of Fig. 3.3—is to associate the transition from the accelerated phase to the decelerated one (corresponding to the first spike in ϵ in Fig. 3.4) to some singularity in H . However, as shown by the behaviour of H (right-hand side of Fig. 3.3), the Hubble parameter remains well behaved during this transition, which begins at $N = 63.5$ and ends near $N = 64.5$.

Furthermore, choosing ϵ as the main observable might conceal physical singularities because it behaves smoothly during the transition from the accelerated phase to the decelerated one. Afterwards, ϵ exhibits the typical oscillatory behaviour present in all viable models of inflation, without any of the singularities observed in H in Fig. 3.3. This behaviour suggests a graceful exit from the inflationary phase into the radiation-dominated era. However, this interpretation is delicate, as H becomes indeterminate once the system reaches the U_{\pm} points. At this stage, the system may either escape the central zone or remain within it, depending on the tuning of the initial conditions and the integration interval. If the system exits the central zone, it experiences uncontrolled growth in ϵ , ultimately leading to a divergence, as illustrated at the end of the inset plot of Fig. 3.4.

In summary, trajectories that begin in the large-value regime of the variables x and y initially follow the attractor line $y = \beta_0 x$ until they approach the central zone. Upon entering this zone, the trajectories start oscillating between the pseudo-stationary states U_{\pm} , with the field behaving like a radiation fluid. However, during each crossing, the expansion rate becomes undefined, revealing a significant flaw in the model. After a limited number of oscillations, the trajectories inevitably exit the central zone, resulting in uncontrolled growth and divergence in the system. Moreover, as the trajectories escape, z^4 reverses sign, causing H to acquire complex values.

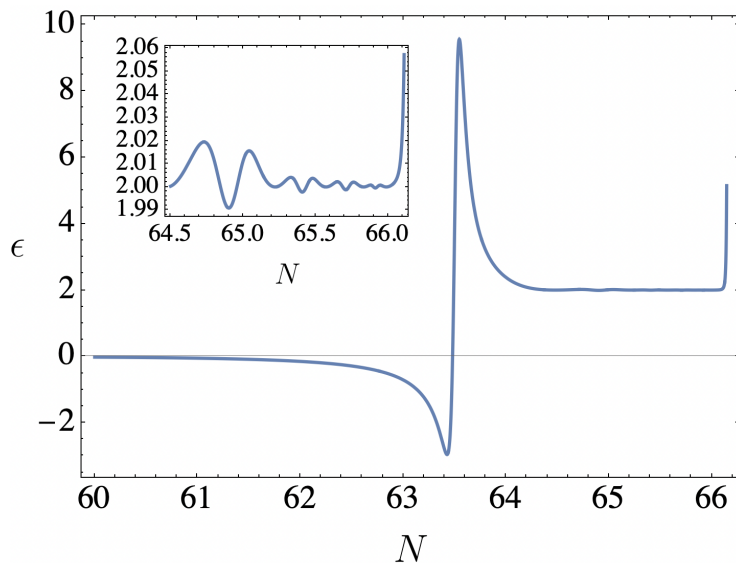


Figure 3.4: Evolution of the parameter ϵ . Two irregularities are evident in the evolution of ϵ . The first occurs as the vector field's density flips sign upon entering the central zone. The second arises when the system exits the central zone, causing the field to grow uncontrollably. As highlighted in the inset, this uncontrolled growth ultimately results in a divergence of ϵ .

Issues for the Dark Energy Scenario

For the GSU2P theory to be a plausible candidate for describing the late-time accelerated expansion of the universe, the field must remain subdominant during earlier stages of cosmic history, as we got for the both examples in the Figures 2.5 and 2.7. Specifically, the domination of the vector field driving the accelerated expansion should be preceded by a matter-dominated

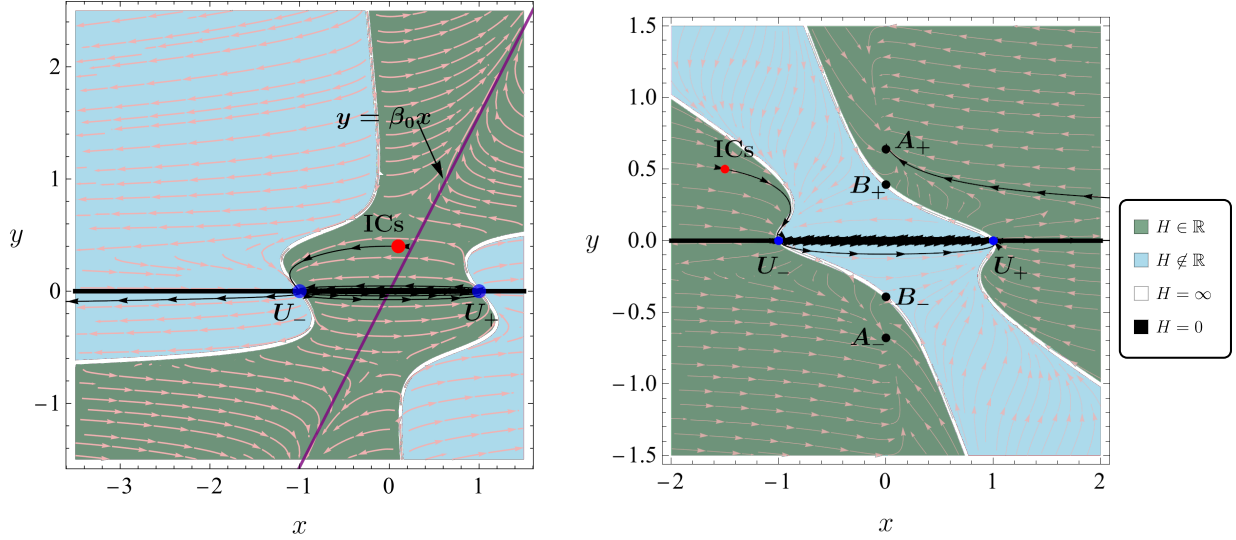


Figure 3.5: (Left) Evolution of a trajectory in phase space (line with arrows) starting within the central zone. The parameters are $c_1 = -1$ and $c_2 = 0.1$, with initial conditions are $x_i = 0.1$ and $y_i = 0.4$ (red dot). After a few oscillations, the system escapes the central zone and diverges, as the trajectory fails to align with the attractor line (purple line) with a positive slope. (Right) Phase space evolution of a specific trajectory with initial conditions $x_i = -1.5$, $y_i = 0.5$ and parameters $c_1 = -0.784$ and $c_2 = -2.99$, ensuring A_+ is an attractor. The trajectory initially follows the curve $z = 0$, enters the central region, and oscillates between the points U_{\pm} . Eventually, it escapes the central region due to the saddle point instability of U_+ and reaches the attractor point A_+ . Although the evolution starts with a real-valued H (green region), it becomes complex within the central zone due to a flip sign of z^4 (light blue region). Finally, H becomes real once more when the trajectory escapes from the central zone to approach the attractor A_+ . Moreover, at each crossing through the points U_{\pm} , H becomes undetermined. This behavior of the system forbids the transition from a matter dominated epoch to a dark energy dominated epoch, and thus, the GSU2P theory is not suitable to describe the cosmic history of the universe.

epoch, ensuring that $\rho_B \ll \rho_m$ during that phase. This requires that trajectories in phase space originate within the central zone, where x and y are small. From there, the system must follow the straight line $y = \beta_0 x$ (with $\beta_0 > 0$) allowing the field to adhere to the constant-roll dynamics, or alternatively, approach the attractor points A_{\pm} .

In the case when there is no attractor point, when a trajectory escapes from the central zone, it diverges, as illustrated in the left panel of Figure 3.5. This plot uses the parameters $c_1 = -1$, and $c_2 = 0.1$, such that $\beta_0 > 0$, with initial conditions set within the central zone: $x_i = -0.15$ and $y_i = 0.6$. The trajectory (line with arrows) starts from the initial conditions (marked by a red dot) fixing the expansion rate as real (green region), moves toward the pseudo-stationary state U_- , oscillates a few times between U_{\pm} (blue points), where H become undetermined at each crossing (intersection between the white lines and the black line), and then escapes from the central zone through U_- to a region where there is no any attractor point, leading to divergence since the trajectory is not able to approach to the attractor line with positive slope (purple line). Moreover, after escaping the central zone, the expansion rate becomes complex (light blue region).

Numerical integration of the autonomous set shows that these oscillations take around 1.24 e -folds in total, after which the system becomes non-integrable due to the divergence.

From this numerical example, we conclude that although the field begins as a subdominant component of the cosmic budget, it rapidly becomes dominant after only a few e -folds.⁶ Once the field transitions from its radiation-like behavior, the system diverges, making it impossible to achieve a viable cosmological scenario in which an early radiation-dominated epoch is followed by matter domination and eventually leads to an era dominated by the vector field driving the accelerated expansion of the universe.

In the case A_{\pm} serve as attractors, the system does not diverge but other issues arise. For the right panel of Fig. 3.5, we use the parameters $c_1 = -0.784$, and $c_2 = -2.99$, ensuring that A_{\pm} are attractors. The initial conditions are chosen outside the central zone as $x_i = -1.5$ and $y_i = 0.4$ (red dot). The trajectory begins at these initial conditions, rapidly moves toward the pseudo-stationary state U_- , oscillates a few times between U_{\pm} (blue points), and then escapes from the central zone through U_+ , leading to the attractor A_+ (black point). However, the system exhibits a significant issue: while the trajectory starts with a real-valued expansion rate H (green region) as it approaches U_- , H becomes indeterminate (at the intersection of the black and white lines). Within the central zone, the Hubble parameter is no longer real. Finally, when the trajectory escapes from the central zone and reaches the attractor A_+ , H becomes real again. The entire process, from the initial conditions to reaching the attractor point A_+ , spans approximately 4 e -folds, which is not long enough to cover the periods of radiation and matter domination. Therefore, although the attractor points A_{\pm} represent viable cosmological solutions, the system cannot reach them from within the central zone, since H is not real there. This implies that the system is not physically allowed to evolve within the central zone, which is crucial to ensure that dark energy remains subdominant before reaching its attractor, where it would drive perpetual cosmic acceleration. An alternative approach is either to choose initial conditions close to the attractor points A_{\pm} or to adjust the parameters to avoid a divergence. However, this strategy poses significant challenges. If the initial conditions are set such that y is close to 0 and x is large, the stability of the points U_{\pm} remains independent of the parameters; this inevitably leads to uncontrolled growth of the field, causing it to dominate rapidly (within less than 3 e -folds) over matter or radiation. Alternatively, selecting initial conditions after the uncontrolled growth has occurred allows the system to reach the attractor quickly without encountering a singularity; however, this requires fine-tuning the parameter \hat{g} to slow the field's domination and allow matter and radiation to persist. In this case, the field rapidly stabilizes at the attractor, effectively behaving as a constant, which is indistinguishable from the Λ CDM model.

3.3.4 Regularization of the Autonomous Set

In the previous sections, we have analyzed the system's dynamics both outside the central zone, following the attractor line $y = \beta_0 x$ (where constant-roll occurs), and within the central zone when initial conditions are close to zero. We have demonstrated that the system is undetermined in both cases, as it eventually escapes the central zone after oscillating between the saddle-like pseudo-

⁶As a reference, the time between photon decoupling and the present day corresponds to around 7 e -folds. Additionally, the radiation-dominated epoch is expected to last at least 15 e -folds [136].

stationary states U_{\pm} for a few e -folds. However, due to the non-compact nature of the phase space, it is also possible to encounter singularities caused by the presence of incomplete nullcline curves, i.e., points where a given dynamical equation becomes undetermined. In what follows, we will investigate the existence of such singularities in phase space.

As noted in Ref. [35], the system might not enter the central zone when approaching from the attractor line if the parameters are not properly chosen, leading to the vanishing of the denominator in the dynamical equation for the variable x [see Eq. (3.47)]. The expression for this denominator, $D_{x'}$, can be written as a seventh-degree polynomial:

$$D_{x'} = y(1 - \alpha y^2 + \gamma y^4 + \delta y^6), \quad (3.56)$$

where

$$\alpha \equiv 12c_2, \quad \gamma \equiv 8(c_1 - c_2), \quad \delta \equiv 2\gamma(c_1 - 7c_2). \quad (3.57)$$

Since the expression inside the parentheses can be reduced to a cubic polynomial of y^2 , we can find the seven roots of $D_{x'}$, which we present in Appendix B.2 to avoid overly long expressions here. One of these roots is $y = 0$. Notably, the system may still enter the central zone through the pseudo-stationary states U_{\pm} at $x = \pm 1$ and $y = 0$.

This can be understood by noting that the dynamical equation for x can be *regularized*, where both the numerator and denominator of x' vanish simultaneously. The numerator, $N_{x'}$, can be written as:

$$N_{x'} = \sum_{i=0}^3 f_i(c_1, c_2, y) x^i, \quad (3.58)$$

where $f_i(c_1, c_2, y)$ are polynomials in y , which we present in Appendix B.2. Once we determine y from the roots of $D_{x'}$, the expression for $N_{x'}$ becomes a third-degree polynomial in x , whose roots determine the location in phase space of singularities, i.e., points where the system is undetermined. For example, when $y = 0$, we find $N_{x'} = 2(x^2 - 1)$, whose roots are $x = \pm 1$. The analysis of other roots is more complex, so we focus on an illustrative case with specific initial conditions and parameters.

In Figure 5(b) of Ref. [35], it is demonstrated that a given trajectory in phase space is unable to enter the central zone as it reaches a region where the variable z^4 becomes negative. As we have shown, problems in the dynamical description arises not for z^4 to be negative, but for its flip of sign during the evolution. In this case, what happens is that the system find a regularization point, i.e., a singularity. In this analysis, we determine the precise point where this indeterminacy arises. Following the setup from Figure 5(b) in Ref. [35], we choose the initial conditions:

$$x_i = -4 \times 10^9, \quad y_i = 10^{10}, \quad (3.59)$$

with parameters:

$$\alpha_1 = 1, \quad \alpha_3 = 1.1, \quad \chi_5 = 0, \quad (3.60)$$

which correspond to $c_1 = 0.2$ and $c_2 = 2.2$. Using Eq. (3.54), the inflationary phase is expected to last approximately 560 e -folds.

Solving for the roots of $D_{x'}$ gives one trivial solution $y = 0$ and six non-trivial solutions. After evaluating them for c_1 and c_2 , we find two complex roots and four real roots: $y = \pm 0.479592$

and $y = \pm 0.194975$. Singularities occur at $y = \pm 0.479592$, the largest values of $|y|$, which will be firstly met when the trajectory comes from the attractor line. Solving for the roots of $N_{x'}$ at these values gives $x = \mp 0.653576$, yielding two singularities at the points:

$$S_+ = \{-0.653576, 0.479592\}, \quad S_- = \{0.653576, -0.479592\}. \quad (3.61)$$

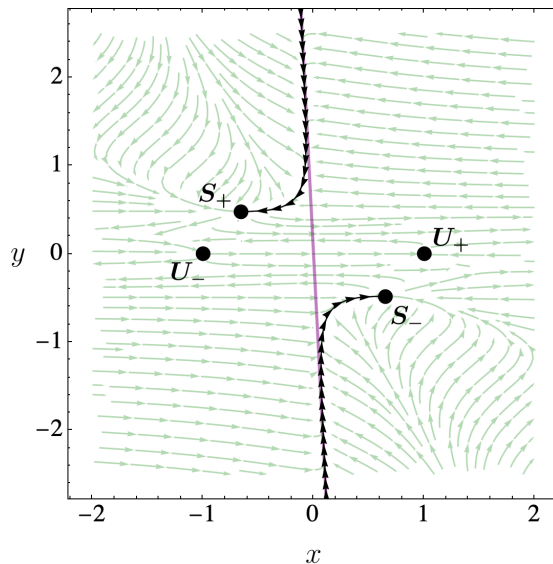


Figure 3.6: Evolution of two trajectories in phase space with initial conditions $x_i = \pm 4 \times 10^9$ and $y_i = \mp 10^{10}$, using parameters $c_1 = 0.2$ and $c_2 = 2.2$. The trajectories initially follow the attractor line $y = \beta_0 x$, but eventually approach the singularity points S_{\pm} , determined by the regularization of the dynamical equation for x . After approximately 553.4 e-folds, the trajectories reach these singularities, at which point the system becomes non-integrable, causing the dynamics to cease.

These results are confirmed numerically in Figure 3.6, which shows two trajectories approaching the singularity points S_{\pm} from the attractor line $y = \beta_0 x$. After approximately 553.4 e-folds, the system diverges at these singularities, preventing access to the central zone spanned by U_{\pm} . Thus, the central zone can only be accessed if the initial conditions start within it.

In summary, further singularities may arise in the system due to the existence of regularization points, where the dynamical equation for x becomes indeterminate, as both its denominator $D_{x'}$ and numerator $N_{x'}$ vanish simultaneously. A natural question then arises: if U_{\pm} and S_{\pm} are singularities resulting from the regularization of the autonomous system, why can one case be numerically integrated while the other cannot? The answer lies in the numerical evaluation of x' during the integration process. Numerical solutions are computed in discrete steps, and singularities can sometimes be “skipped” if a sufficiently small neighborhood around the pseudo-fixed points is well-approximated. This enables the system to progress through regions near singularities, making numerical integration feasible, while preventing the trajectory from fully reaching the singular points.

In the left panel of Figure 3.7, the phase space trajectory (using the same initial conditions and parameters as in Figure 3.2) follows a well-behaved evolution. It enters the central zone through U_- and then escapes. The color bar shows that as the trajectory approaches U_- from positive y , x' grows to large values, which could potentially cause numerical indeterminacy, marked by

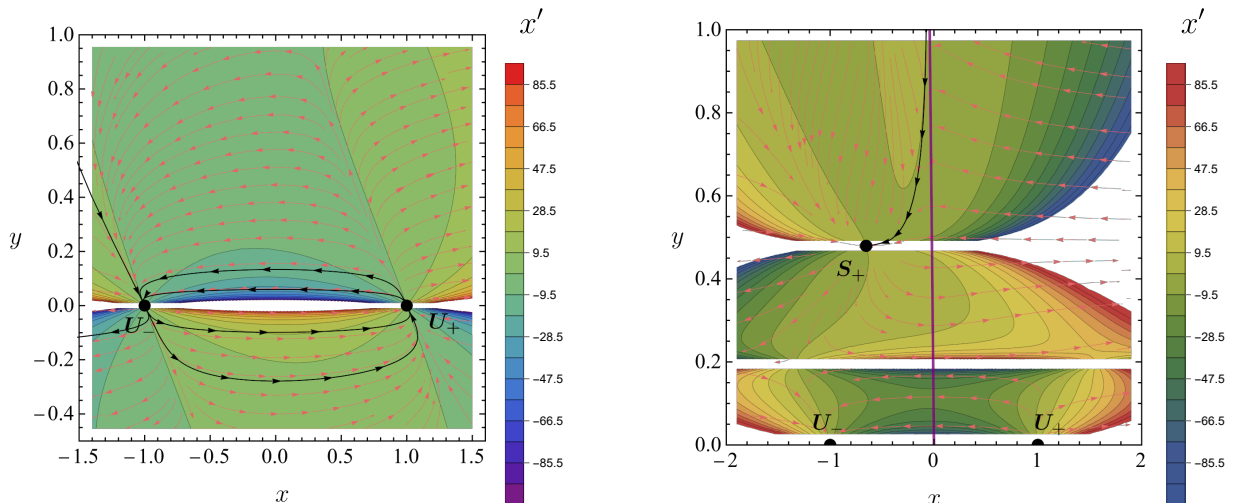


Figure 3.7: (Left) Evolution of a phase space trajectory using the same parameters and initial conditions as in Figure 3.2. After a few oscillations, the trajectory exits the central zone, reaching the white zone and finally diverging. However, the regularization points U_{\pm} can be bypassed during the integration process since the white region does not fully enclosed these points. (Right) Evolution of a phase space trajectory with the same parameters and initial conditions as in Figure 3.6. In this case, the regularization point S_+ is surrounded by a larger white region (where x' is large), rendering numerical integration infeasible.

the white region.⁷ However, this white region does not fully enclose the point, allowing some trajectories to bypass the singularity.

Conversely, the right panel of Figure 3.7 shows the phase space trajectory (using the same initial conditions and parameters as in Figure 3.6). In this case, a wider white region around the regularization point S_+ prevents continuous integration of the system, leading to an indeterminacy.

3.4 Conclusions

The Generalized SU(2) Proca (GSU2P) theory, widely studied for its applications in phenomena like inflation [35], late-time acceleration [36], and compact objects [113–115], has not yet to provide a comprehensive cosmic history. To address this, we investigated the GSU2P theory within a flat FLRW spacetime using a cosmic triad configuration to assess its capacity to drive cosmic acceleration. Unlike the isotropic and anisotropic tachyon field scenarios discussed earlier, the dynamical system approach here revealed significant instabilities and inconsistent behaviors on the rate of expansion, ultimately challenging the GSU2P theory’s viability as a mechanism for cosmic acceleration.

Through a dynamical system approach, we have demonstrated that the fixed points of the system fail to yield viable cosmological scenarios. Specifically, the Hubble parameter was found to be either complex or undetermined at these points, precluding the existence of any stable

⁷The large numerical values shown on the plot correspond to the white regions where $x' > 100$, reaching maximum values of $x' \sim 10^{60}$. These values are too large to be handled by our numerical integration method.

accelerated attractors within the model. However, the chosen dynamical variables form a non-compact phase space, and additional stationary states could theoretically exist. We identified two pseudo-stationary states: the first corresponds to three straight lines that dominate the system's behavior in the large x and y regime, where x represents the velocity of the field and y its magnitude. The second involves two points, U_{\pm} , which are solutions to the dynamical equation for x when y approaches zero, independent of how the parameters are chosen.

In the large x and y regime, we found that one of the attractor lines aligns with a de-Sitter-like expansion, consistent with constant-roll dynamics. In contrast, the pseudo-stationary points U_{\pm} behave as saddles, creating what we refer to as the “central zone”. When trajectories enter this zone, oscillations between the pseudo-stationary states U_{\pm} occur, resembling radiation-like behavior of the field. However, these oscillations lead to instability, which undermines the Hubble parameter at each crossing. After several oscillations, the system escapes the central zone, experiencing uncontrolled growth in the field magnitude, ultimately causing a divergence in all observables. This instability renders the GSU2P model unviable for both inflation and late-time cosmic acceleration, as explained further below.

Regarding inflation, our findings suggest that the instability prevents a smooth transition from the inflationary phase to a radiation-dominated epoch, which would otherwise follow the attractor line $y = \beta_0 x$. The instability emerges each time the system passes through the singularities U_{\pm} , preventing the graceful exit from inflation. Furthermore, the lack of limit cycles within the central zone exacerbates the instability, as trajectories quickly escape this zone, disrupting the onset of the radiation-dominated era.

For late-time cosmic acceleration, the singularity points U_{\pm} undetermined the Hubble parameter, regardless of the existence of attractors like A_{\pm} . The saddle-like behavior of U_{\pm} prevents the system from maintaining periodic oscillations, pushing the trajectories out of the central zone. This results in the Hubble parameter becoming undetermined, transitioning between real and complex values, and disrupting the evolution. Once the system escapes the central zone, the lack of stable attractor points causes the trajectories to diverge, leading to rapid domination of the vector field in the cosmic budget. This behavior precludes the model from offering a viable cosmological history, as it fails to allow a smooth transition from a matter-dominated epoch to a phase of accelerated expansion driven by the vector field.

In addition to the physical instabilities previously discussed, we have also identified potential singularities in the phase space resulting from the regularization of the dynamical equation for x . These singularities arise when both the numerator and the denominator of the equation simultaneously vanish. Under certain conditions, such singularities prevent the system from entering the central zone, depending on the behavior of the numerical method during integration. Our simulations showed that trajectories following the attractor line can reach these singularities after a finite time, at which point the system becomes non-integrable, halting its evolution. These findings suggest that incomplete nullcline curves in the phase space contribute additional instabilities to the system's dynamics, as illustrated in Figure 3.7.

The distinction between numerically integrable singularities and those that cannot be integrated lies in the numerical evaluation of x' . Numerical solutions are computed in discrete steps, and singularities may be bypassed if a sufficiently small neighborhood around the pseudo-fixed points is well-approximated. This allows the system to progress through regions near singular-

ities, making numerical integration possible, while preventing the trajectory from reaching the singular points entirely. For instance, in the left panel of Figure 3.7, the trajectory bypasses the regularization points U_{\pm} as it enters the central zone and then escapes, despite the large values of x' , which would normally cause numerical indeterminacy. In contrast, the right panel shows a trajectory that encounters a larger white region around the singularity S_+ , making numerical integration infeasible due to the indeterminacy caused by large values of x' .

In conclusion, the GSU2P theory faces significant obstacles in providing a cosmologically viable explanation for both the exit of primordial inflation and late-time cosmic acceleration. While the theory can reproduce a constant-roll phase, the numerous numerical instabilities—the absence of limit cycles, and the occurrence of singularities—render the system unable to maintain a viable cosmological evolution across cosmic timescales.

Are these results sufficient to conclusively rule out the theory? While not definitive, we can confidently state that choosing free parameters to ensure the theory behaves perturbatively (to second order in the action) like GR, which represents the simplest realization, is cosmologically unviable. Other trivial parameter choices, though largely unexplored due to their mathematical complexity, could either mitigate or exacerbate the instabilities already observed, highlighting the need for further investigation. These results point to the need for further refinement of the theory to reconcile it with the known expansion history of the universe.

Summary

In this thesis, we employed the dynamical systems approach to explore two different cosmological models, each addressing distinct challenges in understanding the expansion history of the Universe. In Chapter 2, we developed a numerical framework for analyzing anisotropic dark energy models, specifically focusing on the interaction between a scalar tachyon field and a vector field in a Bianchi I background. This method, which does not rely on analytical fixed points, enabled the identification of regions within the parameter space where accelerated solutions could act as attractors of the system. The flexibility of this approach makes it applicable to any dark energy scenario, thereby demonstrating its general applicability.

In Chapter 3, we investigated the Generalized SU(2) Proca (GSU2P) theory, with particular focus on its potential to drive both primordial inflation and late-time cosmic acceleration. While the dynamical systems approach revealed regions where accelerated solutions could theoretically exist, it ultimately helped us rule out the GSU2P model as a viable candidate for a complete cosmological acceleration history. The model's failure to produce stable attractors and maintain consistent cosmological evolution across different epochs prevented a smooth transition from inflation to a radiation-dominated phase, as well as from a matter-dominated phase to accelerated expansion. Thus, the dynamical systems approach served to discard this model as a viable candidate for cosmological history, highlighting its limitations in replicating the observed evolution of the Universe. These results emphasize the importance of refining theoretical models to align with observational data while addressing potential instabilities that may arise in their formulation. In particular, the presence of singularities in phase space, such as those resulting from the regularization of dynamical equations, can disrupt the integrability and evolution of cosmological models. Depending on the behavior of the system during numerical integration, such singularities can halt its progression or introduce additional instabilities, ultimately limiting the model's ability to replicate a consistent and observationally accurate cosmological history. These challenges underscore the need for rigorous examination and refinement of models to ensure their robustness across different epochs of cosmic evolution.

Moreover, we note that although the GSU2P theory fails to produce a graceful exit from inflation, it could still serve as an effective theory for specific cases where the exit is not required. In such cases, the model satisfies all necessary constraints during the preceding evolution, as demonstrated in previous work [35].

Appendices

Appendix A

Numerical Exploration of Dynamical Systems: Anisotropic Tachyon Field in Cosmology

A.1 (*DE-I*) Eigenvalues

The eigenvalues for the isotropic DE, section 2.2.3 are given by

$$\lambda_1 = \frac{1}{12} \left(-\sqrt{2}\sqrt{\alpha^4 + 36}\Gamma + \sqrt{2}\alpha^2\Gamma - 12 \right) \quad (\text{A.1})$$

$$\lambda_2 = \frac{1}{24} \left(-\sqrt{2}\sqrt{\alpha^4 + 36}\Gamma + \sqrt{2}\alpha^2\Gamma - 36 \right) \quad (\text{A.2})$$

$$\lambda_3 = \frac{1}{48} \left(-36 + 3\sqrt{2}\alpha^2\Gamma - 3\sqrt{2}\sqrt{36 + \alpha^4}\Gamma \right) \quad (\text{A.3})$$

$$\begin{aligned} & -2 \left(66\alpha^8 + \alpha^6 \left(-66\sqrt{36 + \alpha^4} + 32\sqrt{2}\Gamma \right) + \alpha^2 \left(-900\sqrt{36 + \alpha^4} + 738\sqrt{2}\Gamma \right) \right. \\ & \left. - 162 \left(-36 + \sqrt{2}\sqrt{36 + \alpha^4}\Gamma \right) - 8\alpha^4 \left(-261 + 4\sqrt{2}\sqrt{36 + \alpha^4}\Gamma \right) \right)^{\frac{1}{2}} \end{aligned}$$

$$\lambda_4 = \frac{1}{48} \left(-36 + 3\sqrt{2}\alpha^2\Gamma - 3\sqrt{2}\sqrt{36 + \alpha^4}\Gamma \right) \quad (\text{A.4})$$

$$\begin{aligned} & + 2 \left(66\alpha^8 + \alpha^6 \left(-66\sqrt{36 + \alpha^4} + 32\sqrt{2}\Gamma \right) + \alpha^2 \left(-900\sqrt{36 + \alpha^4} + 738\sqrt{2}\Gamma \right) \right. \\ & \left. - 162 \left(-36 + \sqrt{2}\sqrt{36 + \alpha^4}\Gamma \right) - 8\alpha^4 \left(-261 + 4\sqrt{2}\sqrt{36 + \alpha^4}\Gamma \right) \right)^{\frac{1}{2}} \end{aligned}$$

$$\lambda_5 = \frac{1}{24} \left(2\sqrt{\alpha^4 + 36}\alpha\beta - \sqrt{2}\sqrt{\alpha^4 + 36}\Gamma - 2\alpha^3\beta + \sqrt{2}\alpha^2\Gamma - 12 \right) \quad (\text{A.5})$$

where $\Gamma \equiv \sqrt{\alpha^4 - \sqrt{\alpha^4 + 36}\alpha^2 + 18}$, $\lambda_1, \dots, \lambda_4$ are all negative if α is a real number, and λ_5 is negative when Eq. (2.34) or Eq. (2.35) are satisfied.

Appendix **B**

Challenges to Cosmic Acceleration in Generalized SU(2) Proca Dynamics

B.1 Dynamical Analysis of the Pseudo-Stationary Straight Lines.

In Section 3.3.1, we have introduced the existence of additional straight lines with slopes β_{\pm} [Eq. (3.45)] that influence cosmological dynamics. Unlike the line with slope β_0 , which exists independently of c_1 and c_2 values, the lines with slopes β_{\pm} only arise if $(c_1 - c_2)(c_1 - 7c_2) \geq 0$.

Each line can dominate the dynamics when it has attractor stability. Reference [35] shows that small perturbations around any point x_s on these lines maintain the attractor condition if

$$A_{\beta} = \frac{x_s}{x'(x_s)} \left. \frac{\partial x'}{\partial x} \right|_{x_s} > 1, \quad (\text{B.1})$$

where the attractor conditions for each line are found as:

$$A_{\beta_0} = -6 + \frac{7c_2}{c_1}, \quad (\text{B.2})$$

$$A_{\beta_{\pm}} = 2 + 2\frac{c_1}{c_2} \pm 2\frac{\sqrt{(c_1 - 7c_2)(c_1 - c_2)}}{c_2}. \quad (\text{B.3})$$

Thus, the line with slope β_0 is an attractor when $|c_1| < |c_2|$. Similarly, with $(c_1 - c_2)(c_1 - 7c_2) \geq 0$, the line with slope β_- becomes an attractor if

$$c_2 < 0 \vee \left\{ c_2 > 0 \wedge \left(\frac{3c_2}{4} < c_1 \leq c_2 \vee c_1 \geq 7c_2 \right) \right\}, \quad (\text{B.4})$$

while the line with slope β_+ is an attractor under

$$c_2 > 0 \vee \left\{ c_2 < 0 \wedge \left(c_2 \leq c_1 < \frac{3c_2}{4} \vee c_1 \leq 7c_2 \right) \right\}. \quad (\text{B.5})$$

For large values of x and y , the system naturally evolves along these lines. However, the lines with slopes β_{\pm} do not inherently generate accelerated expansion; specific parameter adjustments are required to satisfy $w_B < -1/3$ [Eq. (3.46)]. When all lines are present, stability analysis shows that each line can potentially act as an attractor depending on the values c_1 and c_2 . Nonetheless, the dynamics in the central zone exhibit the same physical shortcomings as those previously identified for the line with slope β_0 .

B.2 Long Expressions From Regularization

Previously, in the Eq. (3.56), we have described the denominator of x' as a seventh-degree polynomial in y . We present the roots of this polynomial below:

$$y_0 = 0, \quad (\text{B.6})$$

$$y_1^2 = -\frac{\gamma}{3\delta} + \frac{\sqrt[3]{2}\Delta}{3\delta\sqrt[3]{\sqrt{\Xi^2 - 4\Delta^3} - \Xi}} + \frac{\sqrt[3]{\sqrt{\Xi^2 - 4\Delta^3} - \Xi}}{3\sqrt[3]{2}\delta}, \quad (\text{B.7})$$

$$y_2^2 = -\frac{\gamma}{3\delta} - \frac{(1 - i\sqrt{3})\Delta}{3\sqrt[3]{2}\delta\sqrt[3]{\sqrt{\Xi^2 - 4\Delta^3} - \Xi}} - \frac{(1 + i\sqrt{3})\sqrt[3]{\sqrt{\Xi^2 - 4\Delta^3} - \Xi}}{6\sqrt[3]{2}\delta}, \quad (\text{B.8})$$

$$y_3^2 = -\frac{\gamma}{3\delta} - \frac{\sqrt[3]{-2}\Delta}{3\delta\sqrt[3]{3\sqrt{3}\sqrt{\zeta} - \Xi}} - \frac{(1 - i\sqrt{3})\sqrt[3]{\sqrt{\Xi^2 - 4\Delta^3} - \Xi}}{6\sqrt[3]{2}\delta}, \quad (\text{B.9})$$

where

$$\Delta \equiv 3\alpha\delta + \gamma^2, \quad (\text{B.10})$$

$$\Xi \equiv 9\alpha\gamma\delta + 2\gamma^3 + 27\delta^2, \quad (\text{B.11})$$

$$\zeta \equiv \delta^2 \left[(2\gamma - \alpha^2)(\alpha\delta + \Delta) + \alpha\gamma\delta + \Xi \right]. \quad (\text{B.12})$$

Additionally, the numerator of Eq. (3.58) was described as third degree polynomial on the x variable where the functions $f_i \equiv f_i(c_1, c_2, y)$ are given by:

$$f_0 = -2(6c_1y^4 + 1)(12c_2y^4 - y^2 + 1), \quad (\text{B.13})$$

$$f_1 = y \left[3 + 12y^2 \left\{ 4y^4(2c_1^2 - 4c_1c_2 - 7c_2^2) + y^2(c_1 + 2c_2) + 2c_1 - 5c_2 \right\} \right], \quad (\text{B.14})$$

$$f_2 = -2 \left[8y^6(7c_1^2 - 29c_1c_2 + 49c_2^2) + 6y^4(c_1 - 4c_2) + 6c_2y^2 - 1 \right], \quad (\text{B.15})$$

$$f_3 = 4y^3 \left[12c_2y^2(4c_1 - 7c_2) - 5c_1 + 8c_2 \right]. \quad (\text{B.16})$$

Bibliography

- [1] N. Aghanim *et al.*, “Planck 2018 results. VI. Cosmological parameters,” *Astron. Astrophys.*, vol. 641, p. A6, 2020, [Erratum: *Astron. Astrophys.* 652, C4 (2021)].
- [2] R. P. Gupta, “JWST early Universe observations and Λ CDM cosmology,” *Mon. Not. Roy. Astron. Soc.*, vol. 524, no. 3, pp. 3385–3395, 2023.
- [3] D. N. Spergel *et al.*, “Wilkinson Microwave Anisotropy Probe (WMAP) three year results: implications for cosmology,” *Astrophys. J. Suppl.*, vol. 170, p. 377, 2007.
- [4] A. G. Riess *et al.*, “Observational evidence from supernovae for an accelerating universe and a cosmological constant,” *Astron. J.*, vol. 116, pp. 1009–1038, 1998.
- [5] E. Di Valentino, “A combined analysis of the H_0 late time direct measurements and the impact on the Dark Energy sector,” *Mon. Not. Roy. Astron. Soc.*, vol. 502, no. 2, pp. 2065–2073, 2021.
- [6] D. H. Weinberg, M. J. Mortonson, D. J. Eisenstein, C. Hirata, A. G. Riess, and E. Rozo, “Observational Probes of Cosmic Acceleration,” *Phys. Rept.*, vol. 530, pp. 87–255, 2013.
- [7] A. G. Riess *et al.*, “A Comprehensive Measurement of the Local Value of the Hubble Constant with 1 km s⁻¹ Mpc⁻¹ Uncertainty from the Hubble Space Telescope and the SH0ES Team,” *Astrophys. J. Lett.*, vol. 934, no. 1, p. L7, 2022.
- [8] T. M. C. Abbott *et al.*, “Dark Energy Survey year 1 results: Cosmological constraints from galaxy clustering and weak lensing,” *Phys. Rev. D*, vol. 98, no. 4, p. 043526, 2018.
- [9] L. Kazantzidis and L. Perivolaropoulos, “Evolution of the $f\sigma_8$ tension with the Planck15/ Λ CDM determination and implications for modified gravity theories,” *Phys. Rev. D*, vol. 97, no. 10, p. 103503, 2018.
- [10] G. Benevento, W. Hu, and M. Raveri, “Can Late Dark Energy Transitions Raise the Hubble constant?” *Phys. Rev. D*, vol. 101, no. 10, p. 103517, 2020.
- [11] F. Skara and L. Perivolaropoulos, “Tension of the E_G statistic and redshift space distortion data with the Planck - Λ CDM model and implications for weakening gravity,” *Phys. Rev. D*, vol. 101, no. 6, p. 063521, 2020.
- [12] Y. Akrami *et al.*, “Planck 2018 results. VII. Isotropy and Statistics of the CMB,” *Astron. Astrophys.*, vol. 641, p. A7, 2020.

-
- [13] D. J. Schwarz, C. J. Copi, D. Huterer, and G. D. Starkman, “CMB Anomalies after Planck,” *Class. Quant. Grav.*, vol. 33, no. 18, p. 184001, 2016.
- [14] A. Kashlinsky, F. Atrio-Barandela, D. Kocevski, and H. Ebeling, “A measurement of large-scale peculiar velocities of clusters of galaxies: results and cosmological implications,” *Astrophys. J. Lett.*, vol. 686, pp. L49–L52, 2009.
- [15] D. L. Wiltshire, P. R. Smale, T. Mattsson, and R. Watkins, “Hubble flow variance and the cosmic rest frame,” *Phys. Rev. D*, vol. 88, p. 083529, 2013.
- [16] C. A. P. Bengaly, R. Maartens, and M. G. Santos, “Probing the Cosmological Principle in the counts of radio galaxies at different frequencies,” *JCAP*, vol. 04, p. 031, 2018.
- [17] J. D. Bowman, A. E. E. Rogers, R. A. Monsalve, T. J. Mozdzen, and N. Mahesh, “An absorption profile centred at 78 megahertz in the sky-averaged spectrum,” *Nature*, vol. 555, no. 7694, pp. 67–70, 2018.
- [18] L. Perivolaropoulos and F. Skara, “Challenges for Λ CDM: An update,” *New Astron. Rev.*, vol. 95, p. 101659, 2022.
- [19] A. Banerjee, E. O. Colgáin, M. Sasaki, M. M. Sheikh-Jabbari, and T. Yang, “On problems with cosmography in cosmic dark ages,” *Phys. Lett. B*, vol. 818, p. 136366, 2021.
- [20] E. J. Copeland, M. Sami, and S. Tsujikawa, “Dynamics of dark energy,” *Int. J. Mod. Phys. D*, vol. 15, pp. 1753–1936, 2006.
- [21] I. Zlatev, L.-M. Wang, and P. J. Steinhardt, “Quintessence, cosmic coincidence, and the cosmological constant,” *Phys. Rev. Lett.*, vol. 82, pp. 896–899, 1999.
- [22] S. García-Serna, J. B. Orjuela-Quintana, C. A. Valenzuela-Toledo, and H. Ocampo-Durán, “Reconstructing the parameter space of nonanalytical cosmological fixed points,” *Int. J. Mod. Phys. D*, vol. 32, no. 11, p. 2350073, 2023.
- [23] M. Álvarez, J. B. Orjuela-Quintana, Y. Rodriguez, and C. A. Valenzuela-Toledo, “Einstein Yang–Mills Higgs dark energy revisited,” *Class. Quant. Grav.*, vol. 36, no. 19, p. 195004, 2019.
- [24] A. Guarnizo, J. B. Orjuela-Quintana, and C. A. Valenzuela-Toledo, “Dynamical analysis of cosmological models with non-Abelian gauge vector fields,” *Phys. Rev. D*, vol. 102, no. 8, p. 083507, 2020.
- [25] J. B. Orjuela-Quintana and C. A. Valenzuela-Toledo, “Anisotropic k-essence,” *Phys. Dark Univ.*, vol. 33, p. 100857, 2021.
- [26] A. De Felice and S. Tsujikawa, “f(R) theories,” *Living Rev. Rel.*, vol. 13, p. 3, 2010.
- [27] T. P. Sotiriou and V. Faraoni, “f(R) Theories Of Gravity,” *Rev. Mod. Phys.*, vol. 82, pp. 451–497, 2010.

- [28] W. Cardona, J. B. Orjuela-Quintana, and C. A. Valenzuela-Toledo, “An effective fluid description of scalar-vector-tensor theories under the sub-horizon and quasi-static approximations,” *JCAP*, vol. 08, no. 08, p. 059, 2022.
- [29] J. B. Orjuela-Quintana and S. Nesseris, “Tracking the validity of the quasi-static and sub-horizon approximations in modified gravity,” *JCAP*, vol. 08, p. 019, 2023.
- [30] G. W. Horndeski, “Second-order scalar-tensor field equations in a four-dimensional space,” *Int. J. Theor. Phys.*, vol. 10, pp. 363–384, 1974.
- [31] K. Koyama, “Cosmological Tests of Modified Gravity,” *Rept. Prog. Phys.*, vol. 79, no. 4, p. 046902, 2016.
- [32] E. Allys, P. Peter, and Y. Rodriguez, “Generalized Proca action for an Abelian vector field,” *JCAP*, vol. 02, p. 004, 2016.
- [33] E. Allys, J. P. Beltran Almeida, P. Peter, and Y. Rodríguez, “On the 4D generalized Proca action for an Abelian vector field,” *JCAP*, vol. 09, p. 026, 2016.
- [34] L. Heisenberg, “Generalization of the Proca Action,” *JCAP*, vol. 05, p. 015, 2014.
- [35] J. C. Garnica, L. G. Gomez, A. A. Navarro, and Y. Rodriguez, “Constant-Roll Inflation in the Generalized SU(2) Proca Theory,” *Annalen Phys.*, vol. 534, no. 2, p. 2100453, 2022.
- [36] Y. Rodríguez and A. A. Navarro, “Non-Abelian S -term dark energy and inflation,” *Phys. Dark Univ.*, vol. 19, pp. 129–136, 2018.
- [37] A. De Felice, L. Heisenberg, R. Kase, S. Mukohyama, S. Tsujikawa, and Y.-l. Zhang, “Cosmology in generalized Proca theories,” *JCAP*, vol. 06, p. 048, 2016.
- [38] A. Gallego Cadavid, Y. Rodriguez, and L. G. Gómez, “Generalized SU(2) Proca theory reconstructed and beyond,” *Phys. Rev. D*, vol. 102, no. 10, p. 104066, 2020.
- [39] N. Frusciante, R. Kase, N. J. Nunes, and S. Tsujikawa, “Most general cubic-order Horndeski Lagrangian allowing for scaling solutions and the application to dark energy,” *Phys. Rev. D*, vol. 98, no. 12, p. 123517, 2018.
- [40] W. Cardona, J. L. Palacios-Córdoba, and C. A. Valenzuela-Toledo, “Scrutinizing coupled vector dark energy in light of data,” 10 2023.
- [41] J. Wainwright and G. F. R. Ellis, *Dynamical Systems in Cosmology*. Cambridge University Press, New York, 2009.
- [42] R. García-Salcedo, T. Gonzalez, F. A. Horta-Rangel, I. Quiros, and D. Sanchez-Guzmán, “Introduction to the application of dynamical systems theory in the study of the dynamics of cosmological models of dark energy,” *Eur. J. Phys.*, vol. 36, no. 2, p. 025008, 2015.
- [43] S. Bahamonde *et al.*, “Dynamical systems applied to cosmology: dark energy and modified gravity,” *Phys. Rept.*, vol. 775-777, pp. 1–122, 2018.

- [44] J. Motoa-Manzano, J. Bayron Orjuela-Quintana, T. S. Pereira, and C. A. Valenzuela-Toledo, “Anisotropic solid dark energy,” *Phys. Dark Univ.*, vol. 32, p. 100806, 2021.
- [45] J. B. Orjuela-Quintana, M. Álvarez, C. A. Valenzuela-Toledo, and Y. Rodríguez, “Anisotropic Einstein Yang-Mills Higgs Dark Energy,” *JCAP*, vol. 10, p. 019, 2020.
- [46] S. Basilakos, G. Leon, G. Papagiannopoulos, and E. N. Saridakis, “Dynamical system analysis at background and perturbation levels: Quintessence in severe disadvantage comparing to Λ CDM,” *Phys. Rev. D*, vol. 100, no. 4, p. 043524, 2019.
- [47] S. Dodelson and F. Schmidt, *Modern cosmology*. Academic press, 2020.
- [48] S. Perlmutter, G. Aldering, G. Goldhaber, R. A. Knop, P. Nugent, P. G. Castro, S. Deustua, S. Fabbro, A. Goobar, D. E. Groom, and et al., “Measurements of ω and λ from 42 high-redshift supernovae,” *The Astrophysical Journal*, vol. 517, no. 2, p. 565–586, Jun 1999. [Online]. Available: <http://dx.doi.org/10.1086/307221>
- [49] E. Hubble, “A relation between distance and radial velocity among extra-galactic nebulae,” *Proceedings of the National Academy of Sciences*, vol. 15, no. 3, pp. 168–173, 1929. [Online]. Available: <https://www.pnas.org/content/15/3/168>
- [50] J. Jones, C. J. Copi, G. D. Starkman, and Y. Akrami, “The Universe is not statistically isotropic,” 10 2023.
- [51] Y. Akrami *et al.*, “Planck 2018 results. X. Constraints on inflation,” *Astron. Astrophys.*, vol. 641, p. A10, 2020.
- [52] A. Liddle, *An introduction to modern cosmology*. John Wiley & Sons, 2015.
- [53] E. Abdalla *et al.*, “Cosmology intertwined: A review of the particle physics, astrophysics, and cosmology associated with the cosmological tensions and anomalies,” *JHEAp*, vol. 34, pp. 49–211, 2022.
- [54] W. L. Freedman, “Measurements of the Hubble Constant: Tensions in Perspective,” *Astrophys. J.*, vol. 919, no. 1, p. 16, 2021.
- [55] V. Gayathri, J. Healy, J. Lange, B. O’Brien, M. Szczepanczyk, I. Bartos, M. Campanelli, S. Klimenko, C. O. Lousto, and R. O’Shaughnessy, “Measuring the Hubble Constant with GW190521 as an Eccentric black hole Merger and Its Potential Electromagnetic Counterpart,” *Astrophys. J. Lett.*, vol. 908, no. 2, p. L34, 2021.
- [56] E. Di Valentino, O. Mena, S. Pan, L. Visinelli, W. Yang, A. Melchiorri, D. F. Mota, A. G. Riess, and J. Silk, “In the realm of the Hubble tension—a review of solutions,” *Class. Quant. Grav.*, vol. 38, no. 15, p. 153001, 2021.
- [57] S. Weinberg, “The cosmological constant problem,” *Rev. Mod. Phys.* 61, 1 – Published 1 January 1989. [Online]. Available: <https://doi.org/10.1103/RevModPhys.61.1>

- [58] S. E. Rugh and H. Zinkernagel, “The quantum vacuum and the cosmological constant problem,” *Studies in History and Philosophy of Science Part B: Studies in History and Philosophy of Modern Physics*, vol. 33, no. 4, pp. 663–705, 2002.
- [59] A. H. Guth, “The Inflationary Universe: A Possible Solution to the Horizon and Flatness Problems,” *Phys. Rev. D*, vol. 23, pp. 347–356, 1981.
- [60] K. Nozari and N. Rashidi, “Some Aspects of Tachyon Field Cosmology,” *Phys. Rev. D*, vol. 88, no. 2, p. 023519, 2013.
- [61] C. Armendariz-Picon, “Could dark energy be vector-like?” *JCAP*, vol. 07, p. 007, 2004.
- [62] T. Koivisto and D. F. Mota, “Anisotropic Dark Energy: Dynamics of Background and Perturbations,” *JCAP*, vol. 06, p. 018, 2008.
- [63] M. Thorsrud, D. F. Mota, and S. Hervik, “Cosmology of a Scalar Field Coupled to Matter and an Isotropy-Violating Maxwell Field,” *JHEP*, vol. 10, p. 066, 2012.
- [64] T. Koivisto and D. F. Mota, “Vector Field Models of Inflation and Dark Energy,” *JCAP*, vol. 08, p. 021, 2008.
- [65] R. C. G. Landim, “Dynamical analysis for a vector-like dark energy,” *Eur. Phys. J. C*, vol. 76, no. 9, p. 480, 2016.
- [66] L. G. Gomez and Y. Rodriguez, “Coupled multi-Proca vector dark energy,” *Phys. Dark Univ.*, vol. 31, p. 100759, 2021.
- [67] L. G. Gomez, Y. Rodriguez, and J. P. B. Almeida, “Anisotropic Scalar Field Dark Energy with a Disformally Coupled Yang-Mills Field,” *Int. J. Mod. Phys. D*, vol. 31, p. 2250060, 2022.
- [68] J. P. Beltrán Almeida, A. Guarnizo, R. Kase, S. Tsujikawa, and C. A. Valenzuela-Toledo, “Anisotropic 2-form dark energy,” *Phys. Lett. B*, vol. 793, pp. 396–404, 2019.
- [69] J. P. Beltrán Almeida, A. Guarnizo, and C. A. Valenzuela-Toledo, “Arbitrarily coupled p -forms in cosmological backgrounds,” *Class. Quant. Grav.*, vol. 37, no. 3, p. 035001, 2020.
- [70] S. Wimberger, *Nonlinear Dynamics and Quantum Chaos: An Introduction*. Cham: Springer International Publishing, 2014, pp. 1–7. [Online]. Available: https://doi.org/10.1007/978-3-319-06343-0_1
- [71] L. Ribes and P. Zalesskii, “Free profinite groups,” in *Profinite Groups*. Springer, 2010, pp. 75–118.
- [72] H. Ghaffarnejad and E. Yaraie, “Dynamical system approach to scalar-vector-tensor cosmology,” *Gen. Rel. Grav.*, vol. 49, no. 4, p. 49, 2017.
- [73] A. Azamov, L. Bunimovich, A. Dzhalilov, and H.-K. Zhang, *Differential Equations and Dynamical Systems: 2 USUZCAMP, Urgench, Uzbekistan, August 8–12, 2017*. Springer, 2018, vol. 268.

-
- [74] E. Ott, *Chaos in Dynamical Systems*, 2nd ed. Cambridge University Press, 2002.
- [75] A. Gallego Cadavid, C. M. Nieto, and Y. Rodríguez, “Decoupling-limit consistency of the generalized SU(2) Proca theory,” *Phys. Rev. D*, vol. 105, no. 10, p. 104051, 2022.
- [76] J. Beltran Jimenez and L. Heisenberg, “Generalized multi-Proca fields,” *Phys. Lett. B*, vol. 770, pp. 16–26, 2017.
- [77] E. Allys, P. Peter, and Y. Rodriguez, “Generalized SU(2) Proca Theory,” *Phys. Rev. D*, vol. 94, no. 8, p. 084041, 2016.
- [78] A. Gallego Cadavid, C. M. Nieto, and Y. Rodríguez, “Towards the extended SU(2) Proca theory,” *Phys. Rev. D*, vol. 105, no. 12, p. 124060, 2022.
- [79] V. Errasti Díez, B. Gording, J. A. Méndez-Zavaleta, and A. Schmidt-May, “Maxwell-Proca theory: Definition and construction,” *Phys. Rev. D*, vol. 101, no. 4, p. 045009, 2020.
- [80] V. Errasti Díez, M. Maier, and J. A. Méndez-Zavaleta, “Constraint characterization and degree of freedom counting in Lagrangian field theory,” *Phys. Rev. D*, vol. 109, no. 2, p. 025010, 2024.
- [81] S. Janaun and P. Vanichchaponjaroen, “On sufficient conditions for degrees of freedom counting of multi-field generalised Proca theories,” *Gen. Rel. Grav.*, vol. 56, no. 1, p. 5, 2024.
- [82] R. P. Woodard, “Avoiding dark energy with $1/r$ modifications of gravity,” *Lect. Notes Phys.*, vol. 720, pp. 403–433, 2007.
- [83] M. Ostrogradsky, “Mémoires sur les équations différentielles, relatives au problème des isopérimètres,” *Mem. Acad. St. Petersbourg*, vol. 6, no. 4, pp. 385–517, 1850.
- [84] R. P. Woodard, “Ostrogradsky’s theorem on Hamiltonian instability,” *Scholarpedia*, vol. 10, no. 8, p. 32243, 2015.
- [85] J. M. Aguirregabiria *et al.*, “Tracking solutions in tachyon cosmology,” *Phys. Rev. D*, vol. 69, p. 123502, 2004.
- [86] W. R. L. Abramo and F. Finelli, “Cosmological dynamics of the tachyon with an inverse power-law potential,” *Phys. Lett. B*, vol. 575, pp. 165–171, 2003.
- [87] J. S. Bagla *et al.*, “Cosmology with tachyon field as dark energy,” *Phys. Rev. D*, vol. 67, p. 063504, 2003.
- [88] S. Hussain *et al.*, “Dynamical systems analysis of tachyon dark energy model from a new perspective,” 8 2022.
- [89] F. Pace, A. Rozas-Fernández, and O. T. Türker, “Kinetic coupled tachyon: A dynamical system analysis,” *Phys. Dark Univ.*, vol. 47, p. 101786, 2025.
- [90] G. Tasinato, “Cosmic Acceleration from Abelian Symmetry Breaking,” *JHEP*, vol. 04, p. 067, 2014.

- [91] J. Beltrán Jiménez and L. Heisenberg, “Derivative self-interactions for a massive vector field,” *Phys. Lett. B*, vol. 757, pp. 405–411, 2016.
- [92] A. Gallego Cadavid and Y. Rodríguez, “A systematic procedure to build the beyond generalized Proca field theory,” *Phys. Lett. B*, vol. 798, p. 134958, 2019.
- [93] J. Ohashi, J. Soda, and S. Tsujikawa, “Anisotropic power-law k-inflation,” *Phys. Rev. D*, vol. 88, p. 103517, 2013.
- [94] Y. Rongjia and Q. Jingzhao, “Dynamics of generalized tachyon field,” *Eur. Phys. J. C*, vol. 72, p. 2095, 2012.
- [95] L. Campanelli *et al.*, “Testing the Isotropy of the Universe with Type Ia Supernovae,” *Phys. Rev. D*, vol. 83, p. 103503, 2011.
- [96] H. Amirhashchi and S. Amirhashchi, “Constraining Bianchi Type I Universe With Type Ia Supernova and $H(z)$ Data,” *Phys. Dark Univ.*, vol. 29, p. 100557, 2020.
- [97] R. Bean, S. H. Hansen, and A. Melchiorri, “Early universe constraints on a primordial scaling field,” *Phys. Rev. D*, vol. 64, p. 103508, 2001.
- [98] C. Deffayet, X. Gao, D. A. Steer, and G. Zahariade, “From k-essence to generalised Galileons,” *Phys. Rev. D*, vol. 84, p. 064039, 2011.
- [99] C. Deffayet, G. Esposito-Farese, and A. Vikman, “Covariant Galileon,” *Phys. Rev. D*, vol. 79, p. 084003, 2009.
- [100] Y. Rodríguez and A. A. Navarro, “Scalar and vector Galileons,” *J. Phys. Conf. Ser.*, vol. 831, no. 1, p. 012004, 2017.
- [101] L. Heisenberg, “Scalar-Vector-Tensor Gravity Theories,” *JCAP*, vol. 10, p. 054, 2018.
- [102] T. Kobayashi, “Horndeski theory and beyond: a review,” *Rept. Prog. Phys.*, vol. 82, no. 8, p. 086901, 2019.
- [103] C. D. Kreisch and E. Komatsu, “Cosmological Constraints on Horndeski Gravity in Light of GW170817,” *JCAP*, vol. 12, p. 030, 2018.
- [104] T. Kobayashi, M. Yamaguchi, and J. Yokoyama, “Generalized G-inflation: Inflation with the most general second-order field equations,” *Prog. Theor. Phys.*, vol. 126, pp. 511–529, 2011.
- [105] A. De Felice, C.-Q. Geng, M. C. Pookkillath, and L. Yin, “Reducing the H_0 tension with generalized Proca theory,” *JCAP*, vol. 08, p. 038, 2020.
- [106] L. Heisenberg and H. Villarrubia-Rojo, “Proca in the sky,” *JCAP*, vol. 03, p. 032, 2021.
- [107] G. Gómez, “Conformally and disformally coupled vector field models of dark energy,” *Phys. Rev. D*, vol. 107, no. 12, p. 123535, 2023.

-
- [108] L. Heisenberg, “A systematic approach to generalisations of General Relativity and their cosmological implications,” *Phys. Rept.*, vol. 796, pp. 1–113, 2019.
- [109] L. Heisenberg, R. Kase, and S. Tsujikawa, “Cosmology in scalar-vector-tensor theories,” *Phys. Rev. D*, vol. 98, no. 2, p. 024038, 2018.
- [110] L. Heisenberg and S. Tsujikawa, “Hairy black hole solutions in $U(1)$ gauge-invariant scalar-vector-tensor theories,” *Phys. Lett. B*, vol. 780, pp. 638–646, 2018.
- [111] M. González-Espinoza, G. Otalora, L. Kraiselburd, and S. J. Landau, “Screening fifth forces in scalar-vector-tensor theories,” *Phys. Rev. D*, vol. 109, no. 6, p. 063542, 2024.
- [112] L. G. Gómez and Y. Rodríguez, “Stability Conditions in the Generalized $SU(2)$ Proca Theory,” *Phys. Rev. D*, vol. 100, no. 8, p. 084048, 2019.
- [113] J. N. Martínez, J. F. Rodríguez, Y. Rodríguez, and G. Gómez, “Particle-like solutions in the generalized $SU(2)$ Proca theory,” *JCAP*, vol. 04, p. 032, 2023.
- [114] G. Gómez and J. F. Rodríguez, “New non-Abelian Reissner-Nordström black hole solutions in the generalized $SU(2)$ Proca theory and some astrophysical implications,” *Phys. Rev. D*, vol. 108, no. 2, p. 024069, 2023.
- [115] J. N. Martínez, J. F. Rodríguez, L. M. Becerra, Y. Rodríguez, and G. Gómez, “Neutron stars in the generalized $SU(2)$ Proca theory,” *Phys. Rev. D*, vol. 110, no. 10, p. 104070, 2024.
- [116] H. Motohashi and A. A. Starobinsky, “ $f(R)$ constant-roll inflation,” *Eur. Phys. J. C*, vol. 77, no. 8, p. 538, 2017.
- [117] H. Motohashi, A. A. Starobinsky, and J. Yokoyama, “Inflation with a constant rate of roll,” *JCAP*, vol. 09, p. 018, 2015.
- [118] H. Motohashi and A. A. Starobinsky, “Constant-roll inflation in scalar-tensor gravity,” *JCAP*, vol. 11, p. 025, 2019.
- [119] F. Sbisà, “Classical and quantum ghosts,” *Eur. J. Phys.*, vol. 36, p. 015009, 2015.
- [120] B. P. Abbott *et al.*, “GW170817: Observation of Gravitational Waves from a Binary Neutron Star Inspiral,” *Phys. Rev. Lett.*, vol. 119, no. 16, p. 161101, 2017.
- [121] X. Liu *et al.*, “Measuring the speed of gravitational waves from the first and second observing run of Advanced LIGO and Advanced Virgo,” *Phys. Rev. D*, vol. 102, no. 2, p. 024028, 2020.
- [122] T. Baker *et al.*, “Testing gravitational wave propagation with multiband detections,” *JCAP*, vol. 03, p. 044, 2023.
- [123] J. M. Ezquiaga and M. Zumalacárregui, “Dark Energy After GW170817: Dead Ends and the Road Ahead,” *Phys. Rev. Lett.*, vol. 119, no. 25, p. 251304, 2017.
- [124] J. Sakstein and B. Jain, “Implications of the Neutron Star Merger GW170817 for Cosmological Scalar-Tensor Theories,” *Phys. Rev. Lett.*, vol. 119, no. 25, p. 251303, 2017.

- [125] P. Creminelli and F. Vernizzi, “Dark Energy after GW170817 and GRB170817A,” *Phys. Rev. Lett.*, vol. 119, no. 25, p. 251302, 2017.
- [126] T. Baker *et al.*, “Strong constraints on cosmological gravity from GW170817 and GRB 170817A,” *Phys. Rev. Lett.*, vol. 119, no. 25, p. 251301, 2017.
- [127] S. Jana and S. Mohanty, “Constraints on $f(R)$ theories of gravity from GW170817,” *Phys. Rev. D*, vol. 99, no. 4, p. 044056, 2019.
- [128] P. K. Aluri *et al.*, “Is the observable Universe consistent with the cosmological principle?” *Class. Quant. Grav.*, vol. 40, no. 9, p. 094001, 2023.
- [129] R. Emami, S. Mukohyama, R. Namba, and Y.-l. Zhang, “Stable solutions of inflation driven by vector fields,” *JCAP*, vol. 03, p. 058, 2017.
- [130] E. Witten, “Some Exact Multi - Instanton Solutions of Classical Yang-Mills Theory,” *Phys. Rev. Lett.*, vol. 38, pp. 121–124, 1977.
- [131] P. Forgacs and N. S. Manton, “Space-Time Symmetries in Gauge Theories,” *Commun. Math. Phys.*, vol. 72, p. 15, 1980.
- [132] D. W. Sivers, “Variational Approach to Classical SU(2) Gauge Theory With Spherical Symmetry,” *Phys. Rev. D*, vol. 34, p. 1141, 1986.
- [133] I. G. Malkin, “Theory of stability of motion,” *Gos. Izdat. tekhn.-teoret. Lit., Moscow, (1952). English transl., AEC tr-3352 (1958).*
- [134] J. Matsumoto, “Phantom crossing dark energy in Horndeski’s theory,” *Phys. Rev. D*, vol. 97, no. 12, p. 123538, 2018.
- [135] A. A. Coley, *Dynamical systems and cosmology*. Kluwer, 2003.
- [136] M. Álvarez, J. B. Orjuela-Quintana, Y. Rodríguez, and C. A. Valenzuela-Toledo, “Einstein Yang–Mills Higgs dark energy revisited,” *Class. Quant. Grav.*, vol. 36, no. 19, p. 195004, 2019.

