

Scaling laws in wearable human activity recognition

Tom Hoddes¹, Alex Bijamov^{*,1}, Saket Joshi^{*,1}, Daniel Roggen^{*,2,3}, Ali Etamad^{4,5}, Robert Harle^{2,6} and David Racz¹

^{*}Equal contributions, ¹Google DeepMind, ²Google LLC, ³School of Engineering & Informatics, University of Sussex, UK, ⁴Work done while at Google Research, ⁵Queen’s University, Canada, ⁶Computer Laboratory, University of Cambridge, UK

Many deep architectures and self-supervised pre-training techniques have been proposed for human activity recognition (HAR) from wearable multimodal sensors. Scaling laws have the potential to help move towards more principled design by linking model capacity with pre-training data volume. Yet, scaling laws have not been established for HAR to the same extent as in language and vision. By conducting an exhaustive grid search on both amount of pre-training data and Transformer architectures, we establish the first known scaling laws for HAR. We show that pre-training loss scales with a power law relationship to amount of data and parameter count and that increasing the number of users in a dataset results in a steeper improvement in performance than increasing data per user, indicating that diversity of pre-training data is important, which contrasts to some previously reported findings in self-supervised HAR. We show that these scaling laws translate to downstream performance improvements on three HAR benchmark datasets of postures, modes of locomotion and activities of daily living: UCI HAR and WISDM Phone and WISDM Watch. Finally, we suggest some previously published works should be revisited in light of these scaling laws with more adequate model capacities.

1. Introduction

Wearable human activity recognition (HAR) aims to recognize the actions of people from the time series data originating from the sensors in their wearable devices and mobile phones. These sensors are typically motion sensors, such as tri-axial accelerometers, gyroscopes, magnetometers, or their combination in inertial measurement units (IMU). This is an important area of research in mobile and ubiquitous computing [Kim et al. \(2010\)](#); [Plötz and Guan \(2018\)](#); [San-Segundo et al. \(2018\)](#). It has applications in domains such as industrial assistance [Scholl et al. \(2015\)](#), personalized healthcare [Lee and Eskofier \(2018\)](#), human-computer interaction [Lukowicz et al. \(2010\)](#), or sports tracking [Hsu et al. \(2019\)](#), well illustrated in many current smartwatches automatically detect fitness workouts.

A wide range of architectures (e.g., convolutional, recurrent, Transformers —see Section 2) have been suggested [Chen et al. \(2021\)](#); [Gu et al. \(2021\)](#), but so far design principles to create architectures for specific recognition problems and trade-offs still elude us. This is particularly impor-

tant as HAR has unique characteristics, distinct from other time series problem (e.g., speech and auditory scene analysis) [Demrozi et al. \(2020\)](#). Notably, the problem is often tackled with several multimodal sensors (e.g., smartphone, smartwatch and physiological sensors). The sensor sample rate can differ by orders of magnitude in a same system¹. The activities themselves can differ wildly in duration². New sensors are also continuously developed, such as sensorized textiles [Télez Villamizar and other \(2024\)](#), and power considerations are important when models are to run on embedded devices. This variety leads to application-specific annotated datasets for training, which are costly to acquire [Welbourne and Munguia Tapia \(2014\)](#), effectively leading to annotation scarcity [Chen et al. \(2021\)](#) and growing

¹For example, sound used to detect sound-generating activities (e.g., washing hands, use of a microwave) is sampled in the tens of KHz. Motion and physiological sensors tend to be sampled in the tens to hundreds of Hz. Other sensors may be sampled at a much lower rate, such as GPS sampled in the order of a few Hz.

²For example, sporadic events such as “taking a sip from a glass” to longer activities such as workouts in a gym, or even longer daily routines

interest in self-supervised pre-training to address this [Logacjov \(2024\)](#). It also makes it challenging to come up with generalizable architectures. The architectures reported in the literature are generally a result of experimentation and heuristics tailored to application-specific trade-offs.

A promising approach to achieve a more principled design include relying on scaling laws, which aim to link model capacity, data volume and performance. Scaling laws have been explored in language foundation models [Hoffmann et al. \(2022\)](#) but there has been little work verifying their existence and benefits in wearable HAR.

Identifying whether such scaling laws exist has important benefits. Firstly, if compute resources are not a limitation, then it is important to design a model with a capacity commensurate to the amount of pre-training data to make best use of it. A model without enough capacity would not be able to take full benefit from the pre-training data. In fact, previous work stated that self-supervised learning data volume is only useful up to a point [Haresamudram et al. \(2022\)](#). Our paper makes the point that in that instance, the model capacity was insufficient to make use of larger volume of data. A model with too much capacity might further improve classification performance, but it would do so at higher compute cost which has its own downsides (e.g., on embedded devices).

Secondly, if compute resources are limited (e.g., constraints to run on embedded hardware, or financial training costs), then there is a corresponding suitable volume of pre-training data. Therefore it becomes important to use the most suitable, higher quality, pre-training data available first, given the data volume budget, and only include other lesser quality data if the data volume budget allows for it. This means favoring pre-training datasets similar to the target domain: similar location of the sensors (on body placement *and* orientation), same modalities (a gyroscope cannot be substituted by an accelerometer), similar sensing characteristics (sample rate, dynamic range), similar user activities (static or slow-moving yoga poses may not be suitable to pre-train a model for highly dynamic activities such as contact sports)³.

³Pre-training on data that from a different domain still

Thus, such scaling laws may provide guidance on how to allocate costs across compute costs for model training and engineering effort for data curation⁴.

In short, the research questions of this paper are:

RQ0: Does the Vision Transformer (ViT) architecture generalize seamlessly to the time series domain of wearable motion sensing?

RQ1: Do scaling laws linking data, model capacity, and performance exist in the data and inference compute constrained domain of HAR?

RQ2: How does data diversity affect the scaling laws and how does it align with previously published work?

RQ3: Do these scaling laws suggest new experiments or improvements for previously published work (e.g. models proposed so far having insufficient capacity)?

This paper investigates scaling laws linking pre-training data volume, model capacity and performance, in the context of a ViT adapted for HAR pre-trained on unlabelled data. Our contributions are:

- We summarize the state of the art in HAR, including self-supervised training, and in the work to uncover scaling laws in foundation models. We identify that scaling laws have not yet been investigated in HAR (Section 2).
- We introduce a ViT architecture adapted for HAR from triaxial accelerometer and gyroscope (6 channel input) which is trained with self-supervised principles. We faithfully apply Masked Autoencoder pre-training and ViT encoder architecture with minimal

works, but this becomes a form of regularization, rather than the more desirable ability to hierarchically capture dynamic and cross-modal properties of the sensor signals.

⁴Unlabelled data is *more easily* available than annotated data, but it does not come “for free”: it still needs to be identified and curated. This is especially the case in wearable computing where it is difficult to find large pre-existing datasets which may match the specific characteristics of a new recognition problem.

changes from the original vision papers, addressing **RQ0**. For our scaling laws, we differ from language and vision domains by training to convergence in order to study the relationship between number of parameters and data more directly under the unique conditions for HAR, where we are not constrained by training compute (Section 3).

- Using the large scale public Extrasensory dataset of activities of daily living collected in the wild from smartphone sensors (5000 hours of data from 60 users), we identify for the first time scaling laws in HAR showing that pre-training loss scales with a power law relationship to amount of data and parameter count (Section 4.2), addressing **RQ1**.
- We verify that these laws inform the performance on downstream HAR tasks, using 3 datasets of postures, modes of locomotion and activities of daily living, including up to 18 activity classes: UCI HAR and WISDM Phone and WISDM Watch (Section 4.3).
- We show that model capacity can be further increased with datasets that are augmented by signal transformations and therefore help alleviate annotation scarcity (Section 4.5).
- We indicate how these scaling laws can be used to inform future research. Notably, we discuss how these scaling laws can be used to re-interpret previously published work, addressing **RQ3**. We give two examples where we assess that increased model capacity could have been beneficial (Section 5). Our findings reiterate the importance of pre-training with higher “quality” data rather than solely larger volume of data: we show that adding more users to the pre-training dataset is better than adding more data from the same user, contradicting other recent findings in the field (e.g., [Narayanswamy et al. \(2024\)](#)), and pointing to future research avenues, addressing **RQ2**.

2. Related Work

2.1. Deep learning for wearable activity recognition

DeepConvLSTM was one of the first deep mod-

els to outperform classical machine learning pipelines on a benchmark datasets of activities of daily living. It consisted of 4 deep convolutional layers and 2 LSTM layers with a total 3.97M parameters [Ordóñez Morales and Roggen \(2016\)](#). As multimodality is important in HAR [Münzner et al. \(2017\)](#) explored different fusion strategies based on convolutional architectures, with the largest model containing 7M parameters. Since then, new models have been suggested with GRU units, attention mechanism, various normalization strategies, reflecting advances in other ML fields. One oft-cited architecture is Attend and Discriminate, which aims to leverage cross-modal sensor interaction using spatial attention mechanism on top of convolutional layers, and substitutes LSTM units by GRU [Abedin et al. \(2020\)](#) (parameter count not reported). More exhaustive reviews can be found in [Chen et al. \(2021\)](#); [Gu et al. \(2021\)](#).

Designing HAR models tends to follow engineering heuristic and design guidelines are still lacking. Besides scaling laws mentioned in Sec. 1, neural architecture search has been proposed to systematically explore the design space for a particular recognition problem [Wang et al. \(2021\)](#). [Pellatt and Roggen \(2022\)](#) reports larger models than DeepConvLSTM, although the results are reported in FLOPS rather than parameter count (47.2M FLOPS compared to 5.3M for DeepConvLSTM).

Researchers in the field of mobile and wearable computing have tended to minimize compute cost rather than scaling up models in order to embed these models in battery-operated devices. Tiny-HAR performs multi-modal fusion with spatial and temporal Transformer blocks with the largest model having 165K parameters and also outperforming DeepConvLSTM [Zhou et al. \(2022\)](#). Similarly, a shallower version of DeepConvLSTM was proposed in [Bock et al. \(2021\)](#) with 63% less parameters and similar performance. Device constraints may seem to contradict the premises of this paper aiming to explore scaling laws and large models. However there are arguments for scaled up models when recognition performance is paramount: 1) pervasive network connectivity allows models to be running in the cloud; 2)

scaled-up models can be distilled and quantized to smaller sizes customized for inference on a variety of devices.

2.2. Self-supervised learning for HAR

Annotation scarcity in activity recognition can be combated through self-supervised learning, where a pretext task is learnt on an unannotated dataset, with fine-tuning on a smaller annotated dataset. An exhaustive review of methods can be found in [Haresamudram et al. \(2022\)](#); [Logacjov \(2024\)](#). These reviews highlight that variations of masked reconstruction are commonly used. [Haresamudram et al. \(2020\)](#) proposes a Transformer encoder in the time domain, yielding a model with 1.5M parameters. They only mask 10% of data and use an MLP decoder. SelfPAB [Logacjov et al. \(2024\)](#) [Logacjov and Bach \(2024\)](#) and FreqMAE [Kara et al. \(2024\)](#) use masked autoencoder pre-trained on the spectrograms of the input. SelfPAB is inspired by audio models, and does pre-training on the HUNT4 dataset with 100k hours of sensor signals. FreqMAE is suggesting a specific Transformer block to account for spectral properties of the input signal. Our approach differs from these by faithfully applying masked autoencoder [He et al. \(2022\)](#) with minimal change from the vision domain, demonstrating that this approach generalizes well to the HAR domain.

2.3. Scaling laws in language, vision and HAR

Scaling up the size of Transformers has led to significant improvements in performance in language and vision models. We are particularly interested in the scaling *laws* that link model capacity, pre-training data volume and performance, as this contributes to more principled design.

In language foundation models, [Kaplan et al. \(2020\)](#) demonstrated that performance improves as pre-training data and model capacity is increased with a power law relationship. [Hoffmann et al. \(2022\)](#) built on this and demonstrated that data and model capacity should be scaled equally.

Vision Transformers with masked pre-training [Dosovitskiy et al. \(2021\)](#) have been shown to perform increasingly better as the model size in-

creased (from 86M to 632M parameters), later even up to 22B parameters [Dehghani et al. \(2023\)](#), also verified in [He et al. \(2022\)](#). A saturating power-law linking performance, data and compute was presented in [Zhai et al. \(2022\)](#), similarly to language.

Work exploring scaling laws in HAR is less established but there is also evidence that more pre-training data is beneficial. [Yuan et al. \(2024\)](#) exploited the 700k hour UK Biobank dataset and showed this on a ResNet encoder with 10M parameter. These benefits are also reported in [Haresamudram et al. \(2022\)](#), but only to a point. [Dhekane et al. \(2023\)](#) tried to identify what is the minimum amount of pre-training data which is required, after which a plateau is reached. The authors clarify their intent is not to identify scaling laws, but rather that identifying *“minimal quantities can be of great importance as they can result in substantial savings during pre-training as well as inform the data collection protocols”*. None of these work draw explicit scaling laws. SelfPAB [Logacjov et al. \(2024\)](#) [Logacjov and Bach \(2024\)](#) varied data and model capacities and scale Transformers to a size of 60M parameters, similar to this present work. However, our work differs from theirs by establishing scaling laws that link model capacity, data, and performance.

Scaling laws have been explored in sensor foundation models [Abbaspourazad et al. \(2024\)](#); [Narayanswamy et al. \(2024\)](#). The work in [Narayanswamy et al. \(2024\)](#) differs fundamentally from ours. The authors create a foundational model not on raw motion sensor data but on a set of 10 engineered statistical features extracted from the motion sensors at a rate of one vector every minute, as well as physiological sensors. Although they introduce scaling laws, operating on engineered features makes it difficult to draw direct parallels to our work. Furthermore, they rely on a proprietary dataset, and report scaling in terms of reconstruction performance (mean squared error) instead of downstream classification performance. Our work instead uses public datasets to help reproducibility, and our conclusions differ from theirs regarding data diversity (Section 5). [Abbaspourazad et al. \(2024\)](#) mention scaling up models as a future research direction

and do not yet draw scaling laws from their experiments.

3. Method

3.1. Scaling Laws

For our scaling laws, we take a different approach from that in language Hoffmann et al. (2022) Kaplan et al. (2020) and vision Zhai et al. (2022). In these domains, since data was abundant and compute was the primary constraint, they never completed a full epoch, and thus equated number of steps to amount of data. For HAR, however, data is the primary constraint, so we repeat data many times (over 100 epochs) until convergence. Since we are able to train even our largest models to convergence, we do not fix the amount of compute. Instead, we focus on the capacity of the models (number of parameters). This is more directly tied to inference cost than training, which aligns with the priorities of many HAR deployments.

3.2. Encoder

For the encoder backbone, we use a ViT Dosovitskiy et al. (2021) adapted for accelerometer and gyroscope motion sensors as shown in Figure 1. The input to the encoder consists of a time series window of 128 samples at 50Hz, where each sample has 6 channels (x, y, z for accelerometer and gyroscope). We break the window into “patches” of 4 samples. We choose this patch size to be as small as possible while still fitting the attention matrix in memory. Each patch of shape (4, 6) is flattened and transformed linearly to an embedding of dimension size equal to 1/4 the width of the MLP.

We use a standard Transformer block with 8 attention heads. To determine the optimal encoder capacity (i.e. number of parameters) for a given data scale, we conduct a grid search of 3 different widths (512, 1024, 2048 hidden MLP units) and 3 different depths (5, 10, 20 blocks), resulting in 9 different models from 1M to 63M parameters.

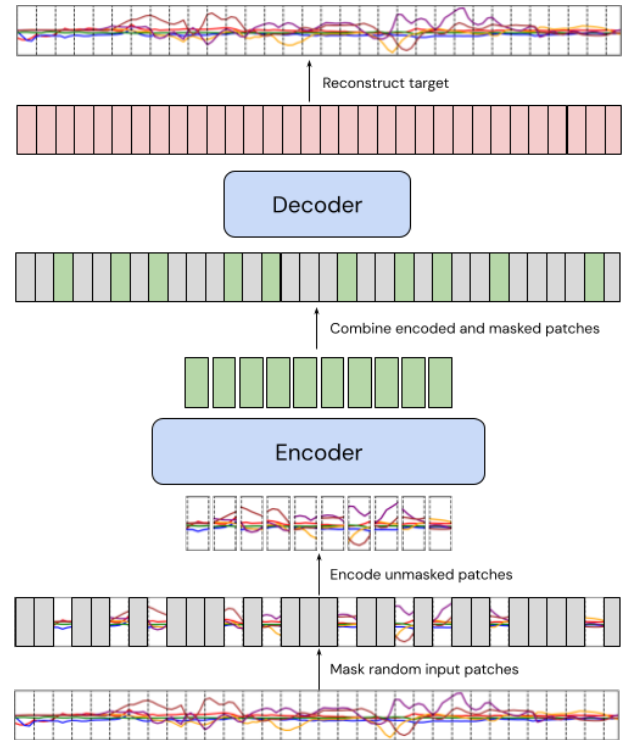


Figure 1 | Masked Autoencoder adapted for accelerometer and gyroscope. During pre-training, a random subset of accelerometer and gyroscope patches are masked out. Non-masked patches are passed to the encoder and the mask tokens are re-introduced after the encoder. The encoded patches and mask tokens are then processed by a small decoder trained to reconstruct the original input sequence.

3.3. Pre-training

Our pre-training approach follows Masked Autoencoder He et al. (2022) closely, but adapted for accelerometer and gyroscope motion sensors as shown in Figure 1. This was chosen because it is simple to implement, scales well, and doesn’t require negative examples or domain specific design choices such as augmentations (e.g. to prevent collapse in dual encoders). We randomly mask whole patches rather than individual samples. We only encode unmasked patches and use a high masking ratio of 70%. This saves considerably on compute costs. We use a small decoder consisting of 2 Transformer blocks. We apply a linear projection between the encoder and decoder to

decrease the width of the decoder by half.

3.4. Evaluation

To evaluate pre-trained encoders, we remove the decoder and use global average pooling to attach a linear classification head to the output of the encoder, which we keep frozen. We use linear evaluation as opposed to full fine-tuning to provide a clearer signal of the information extracted from pre-training alone.

3.5. Datasets

We use the Extrasensory dataset [Vaizman et al. \(2017\)](#) for pre-training. This dataset contains more than 300k examples of 20 seconds of sensor data from 60 users. Data has been collected while subjects were engaged in regular everyday behavior for several sensors including accelerometer, gyroscope and magnetometer across multiple phone and wearable devices. The dataset is preformatted into 5 folds split by user. Each fold is split into a training and a test set. After filtering for missing data we collected 286140 examples, which equates to approximately 1589 hours of data. We ignore the activity labels for pre-training. Within each fold, we vary the amount of data by sampling some percentage of examples. The USER sampling strategy takes all the data from a randomly selected percentage of the users in the fold. The RANDOM sampling strategy puts the data of all users in the fold together and draws a random percentage of examples from that. To control for non-uniform distribution between different sampling strategies and folds, we report results based on the total hours of pre-training data rather than by percent. We only use the phone data, since the watch data does not contain a gyroscope.

For downstream evaluation, we use popular benchmark datasets UCI HAR and WISDM Phone/Watch datasets. We use the full training dataset for all supervised training. UCI HAR [Reyes-Ortiz and Parra \(2013\)](#) contains data from 30 volunteers aged 19-48 engaging in 6 modes of locomotion and postures: walking, walking upstairs, walking downstairs, sitting, standing, laying. The accelerometer and gyroscope data

is recorded at 50Hz from a smartphone worn on the waist. We use the same random partitioning prescribed by the dataset authors (70% training and 30% test sets). We also keep the existing raw data preprocessing pipeline, involving noise filtering, 2.56sec sliding windows with 50% overlap, resulting in 128 samples per window, and use the raw acceleration, not the low-pass filtered version also present in the dataset.

For WISDM we use the 2019 version of the dataset [Weiss \(2019\)](#) comprising 51 subjects performing 18 activities of daily living (postures, locomotion, house chores, nutrition, work-related activities and others) for 3 minutes each. We assign the first 2/3 of users to the training set (subjects 1600-1633), and use the remaining 1/3 for evaluation (subjects 1634-1650) similar to previous benchmarks. We split the WISDM dataset into Phone and Watch body positions and evaluate these separately.

We re-sample all datasets to 50Hz and normalize to the same units. None of the datasets contain a null class.

3.6. Training schedule

For every model, data combination, we fix the number of steps for pre-training to 500,000 with a batch size of 2048. This equates to over 100 epochs when using 100% of the data. We use the Adam optimizer with three different learning rates (1e-3, 1e-4, 1e-5) for every model and take the best result. This ensures that each model has sufficient coverage of the parameter search space regardless of size. We apply dropout during pre-training with a rate of 0.1.

3.7. Compute

Our exhaustive grid search results in 1620 (3 learning rates * 6 data sizes * 2 sampling strategies * 5 folds * 9 encoder architectures) different hyperparameter combinations for pre-training. Each run takes between 3 and 35 hours to run on 4 TPUv2 chips with larger models running longer. Our total compute used for pre-training is about 62000 TPU-hours.

Table 1 | Best F1 scores of models trained from scratch (FS) vs linear eval (LE) on pre-trained models for each dataset.

DATA SET	FS	LE
UCI HAR	95.1	97.9
WISDM PHONE	31.9	34.3
WISDM WATCH	62.6	63.1

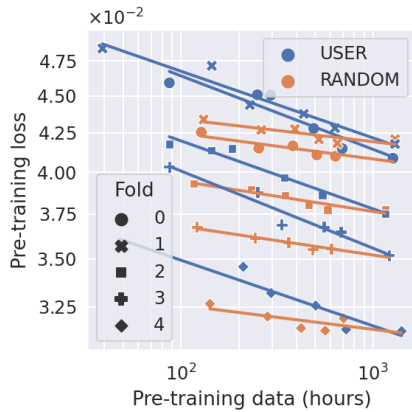


Figure 2 | Pre-training test loss vs data size (hours). We fit a power law to each fold and sampling strategy. Equations for each power law can be found in Table 2.

4. Results

4.1. Supervised training from scratch baseline

For each dataset, we conduct a thorough capacity and hyperparameter search of from-scratch models to establish baselines for comparing with pre-trained models. The best results are listed in Table 1. We also look at the effect of model capacity on from scratch training. We find that smaller models work better for UCI HAR, with our second smallest model of about 2M parameters performing best. The effect of capacity on WISDM is less clear. It also appears that deeper models perform better than wide models.

4.2. Scaling laws

In Figure 2 we establish scaling laws of the pre-training test loss vs hours of data. To calculate the loss, we use the full test set from each Extrasen-

Table 2 | Power laws of pre-training test loss vs data size. Exponent values for the USER sampling strategy are roughly 3 times greater than RANDOM.

FOLD	SAMPLING STRATEGY	
	USER	RANDOM
0	$L = 0.058D^{-0.049}$	$L = 0.046D^{-0.017}$
1	$L = 0.057D^{-0.045}$	$L = 0.047D^{-0.015}$
2	$L = 0.052D^{-0.046}$	$L = 0.043D^{-0.020}$
3	$L = 0.051D^{-0.052}$	$L = 0.040D^{-0.019}$
4	$L = 0.043D^{-0.044}$	$L = 0.035D^{-0.016}$

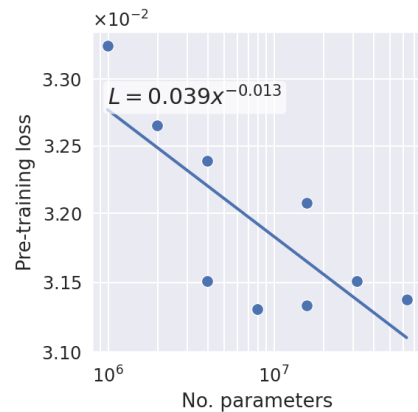


Figure 3 | Pre-training test loss vs model capacity (number of parameters) and associated power law fit and equation.

sory fold. This allows us to compare different training data amounts and distributions within a fold and fit power-law relationships for each fold. We observe roughly the same power-law exponent (or slope on the log-log plot) for a given fold and sampling strategy, giving confidence that this relationship was not due to random chance. Furthermore, in Table 2 we see that the exponent is roughly of 3x greater magnitude (or steeper slope) when data is increased by adding more users, as opposed to uniformly or per-user. This emphasizes that diversity of data is extremely important, and dictates the scaling law. Note that the offset is different for each fold, but that is to be expected, since the test sets are different. Similarly, in Figure 3 we fit a power law between pre-training test loss and model capacity in terms

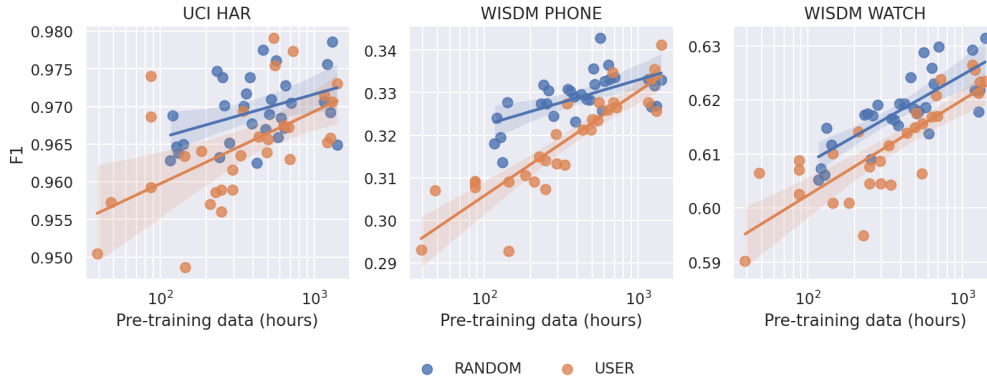


Figure 4 | Best linear F1 scores vs pre-training dataset size (hours). Each point represents the best F1 score corresponding to a pre-training fold and data size. The best score is chosen from 27 runs consisting of the 9 encoder architectures and 3 learning rates in our search space.

of number of parameters, further demonstrating the existence of a scaling law.

4.3. Downstream performance

We show that the scaling laws for pre-training translate to similar trends in improved downstream linear classification performance. For each pre-training dataset size, we plot the best F1 score from linear evaluation on downstream datasets UCI HAR and WISDM Phone/Watch. This can be seen in Figure 4. Contrary to previous findings [Dhekane et al. \(2023\)](#); [Haresamudram et al. \(2022\)](#), we see consistent improvement as we scale the data size. For UCI HAR, we reach 97.9% F1 score with linear evaluation. To our knowledge, this is on par with the best reported result (98.6% from [Nguyen et al. \(2024\)](#)) for this dataset. For all datasets, we surpass from scratch baseline results, with significant improvement for phone datasets UCI HAR (+2.8pp) and WISDM Phone (+2.4pp). For WISDM Watch, the improvement is smaller (+0.5pp). This is not surprising given that our pre-training dataset consists of only phone data. Still, the consistent increase in watch performance suggests that we are seeing positive transfer between body positions.

In Figure 5 we study the effect the capacity of the encoder has on downstream performance. For each of the 9 encoder architectures (3 widths by 3 depths), we plot the best F1 score out of 180 runs (5 folds * 6 data sizes * 2 sampling strate-

gies * 3 learning rates) from linear evaluation on downstream datasets UCI HAR and WISDM vs the number of parameters. We find that increasing the number of parameters is crucial to realizing performance improvements across all 3 tasks. The optimal capacity is reached at our biggest model which has about 63M parameters. This is in contrast to our from scratch baselines, where performance can peak at smaller models (e.g. about 2M parameters for UCI HAR).

4.4. Optimal capacity vs data size

In Figure 6 we study the optimal capacity for a given pre-training data size. For pre-training test loss, we find that optimal model size increases monotonically with more data. Downstream F1 performance tells a different story, with our largest models performing best even with minimal data. We hypothesize that this may be due to epoch-wise double descent [Nakkiran et al. \(2021\)](#) behaviour, which we have observed in some cases in this work.

4.5. Augmentations

We apply augmentations during pre-training, and study the effect on downstream model performance. In Figure 7 We separate results by encoder as in Figure 5, but take the best score both with and without augmentations. We see that augmentations always improve performance, especially at larger scales. The optimal capacity

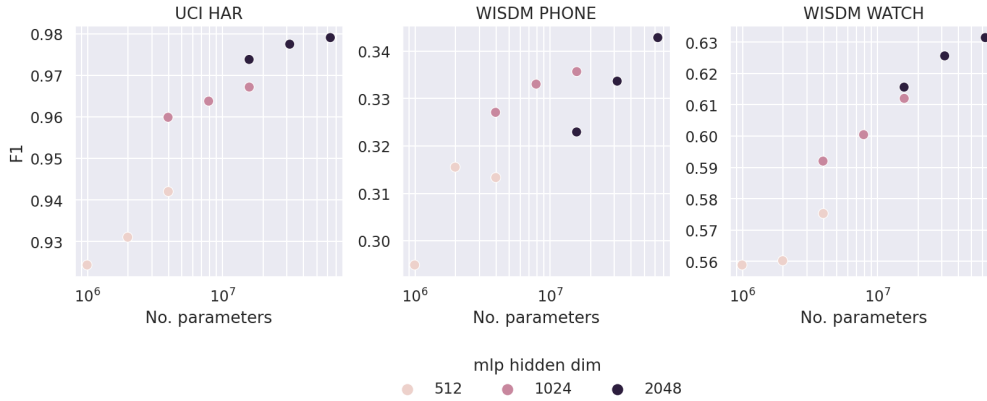


Figure 5 | Best linear F1 scores vs model capacity (number of parameters). Each point represents the best F1 score corresponding to an encoder architecture (width and depth). The best score is chosen from all data sizes and learning rates. We indicate the width (mlp hidden dim) by color. At 5M or 20M parameters we have two models that are the same size, with one wider and shallower (5 blocks) and the other narrower and deeper (20 blocks).

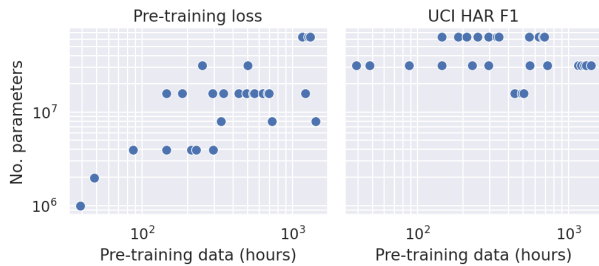


Figure 6 | Optimal capacity for a given pre-training data size. Each plot shows the parameter count of the model resulting in the best performance for a given metric (pre-train test loss on the left, UCI HAR test F1 on the right).

without augmentations can be smaller, at either the 4th largest model (about 10M parameters) for UCI HAR or the 3rd largest model (20M parameters) for WISDM Phone. This is not surprising, since augmentations can be thought of as a strong regularizer, and/or an artificial expansion of the dataset.

4.6. Width vs Depth

Since we conducted a grid search on width and depth, we have results for a variety of width to depth ratios. There are also 2 model sizes (20M and 5M) for which we have a very deep model

(20 blocks) and a very wide model (5 blocks) with the same number of parameters. This allows us to control for the total number of parameters. Looking at Figure 5, we can see that increasing both width and depth improve performance, but wider models tend to perform better than deeper models for the same number of parameters.

5. Conclusion

We demonstrate that Masked Autoencoder and ViT approaches generalize directly to the domain of HAR without the need for domain-specific design choices. This is beneficial to take advantage of the findings resulting from advances in ViT in other domains, and is unlike what is often pursued in wearable and mobile computing which tend to propose ad-hoc architectures.

We establish the first known scaling laws for HAR Transformer models and validate their performance on 3 downstream HAR datasets (UCI HAR, WISDM Phone and WISDM Watch), with a large number of activity classes (18 in WISDM). We show that performance improves with a power-law relationship as data is increased, and that the parameters of the power-law depend directly on the diversity of the data being added. For example, we find that adding new users results in a



Figure 7 | Best linear F1 scores vs model capacity (number of parameters). Each point represents the best F1 score corresponding to an encoder architecture (width and depth) and whether augmentations were on or off. The best score is chosen from all data sizes and learning rates.

power-law exponent that is 3x larger than adding more data from the same users.

This contradicts the findings from Narayanswamy et al. (2024) regarding increasing the diversity of data: our findings show this to be beneficial, while theirs suggest increasing volume without necessarily increasing diversity. This may be due to differences in their evaluations, and indicates the need for further investigation. Indeed, we operated on raw sensor data (instead of their model operating on top of 10 statistical features extracted from raw data) and we evaluated performance on downstream task with a much larger number of activity classes (18 compared to 8 in their work).

Our evaluations differ from those in language and vision by training to convergence in order to study the relationship between number of parameters and data under the unique conditions of HAR, where we are more constrained by data and inference compute than training compute.

We link model capacity directly to pre-training data by showing that larger models are required in order to take advantage of more pre-training data. In fact, even in the low data regime, we see evidence that it’s often worth exploring over-parameterized Transformers. In short: when in doubt, increase the model capacity and train for longer, assuming sufficient resources.

We recommend revisiting previous works that

may be under-parameterized. For example Yuan et al. (2024) used the large UK Biobank dataset but fixed the encoder architecture with a 10M parameter ResNet. Masked Reconstruction Haresamudram et al. (2020) was explored in Haresamudram et al. (2022) using the large Capture-24 Chan et al. (2024) dataset, but they fixed the Transformer encoder architecture at 1.5M parameters. We would expect these works to benefit from increasing the capacity to at least 30M parameters.

Even our largest model fits on a single TPUv2, and completes pre-training in under 12 TPU-days. Given this and our focus on public datasets, we believe our results are possible to replicate. As we scale to larger models, it becomes less feasible to deploy these directly on-device. We recommend using large, pre-trained models as teachers that can be distilled and quantized to smaller, on-device student models.

Future work could verify further the existence of these scaling laws in other previously proposed models, such as Abedin et al. (2020), Logacjov et al. (2024) and contrastive pre-training techniques such as Chen et al. (2020). While our results were obtained from wearable motion sensor data, future work could also verify their existence when other sensor modalities are used, such as radar or WiFi which become increasingly more frequently explored in the field.

References

- S. Abbaspourazad, O. Elachqar, A. C. Miller, S. Emrani, U. Nallasamy, and I. Shapiro. Large-scale training of foundation models for wearable biosignals. In *International Conference on Learning Representations*, 2024.
- A. Abedin, M. Ehsanpour, Q. Shi, H. Rezaatofghi, and D. C. Ranasinghe. Attend and discriminate: Beyond the state-of-the-art for human activity recognition using wearable sensors. *Proceedings of the ACM on Interactive, Mobile, Wearable and Ubiquitous Technologies*, 5(1), 2020.
- M. Bock, A. Hölzemann, M. Moeller, and K. Van Laerhoven. Improving deep learning for har with shallow lstms. In *ACM International Symposium on Wearable Computers*, 2021.
- S. Chan, Y. Hang, C. Tong, A. Acquah, A. Schonfeldt, J. Gershuny, and A. Doherty. Capture-24: A large dataset of wrist-worn activity tracker data collected in the wild for human activity recognition. *Scientific Data*, 11(1):1135, 2024.
- K. Chen, D. Zhang, L. Yao, B. Guo, Z. Yu, and Y. Liu. Deep learning for sensor-based human activity recognition: Overview, challenges, and opportunities. *ACM Computing Surveys*, 5(4): 1–40, 2021.
- T. Chen, S. Kornblith, M. Norouzi, and G. Hinton. A simple framework for contrastive learning of visual representations. In *International Conference on Machine Learning*, pages 1597–1607, 2020.
- M. Dehghani, J. Djolonga, B. Mustafa, P. Padlewski, J. Heek, J. Gilmer, A. P. Steiner, M. Caron, R. Geirhos, I. Alabdulmohsin, R. Jenatton, L. Beyer, M. Tschannen, A. Arnab, X. Wang, C. Riquelme Ruiz, M. Minderer, J. Puigcerver, U. Evci, M. Kumar, S. V. Steenkiste, G. F. Elsayed, A. Mahendran, F. Yu, A. Oliver, F. Huot, J. Bastings, M. Collier, A. A. Gritsenko, V. Birodkar, C. N. Vasconcelos, Y. Tay, T. Mensink, A. Kolesnikov, F. Pavetic, D. Tran, T. Kipf, M. Lucic, X. Zhai, D. Keysers, J. J. Harmsen, and N. Houlsby. Scaling vision transformers to 22 billion parameters. In *International Conference on Machine Learning*, pages 7480–7512, 2023.
- F. Demrozi, G. Pravadelli, A. Bihorac, and P. Rashidi. Human activity recognition using inertial, physiological and environmental sensors: A comprehensive survey. *IEEE Access*, 8, 2020.
- S. G. Dhekane, H. Haresamudram, M. Thukral, and T. Plötz. How much unlabeled data is really needed for effective self-supervised human activity recognition? In *ACM International Symposium on Wearable Computers*, page 66–70, 2023.
- A. Dosovitskiy, L. Beyer, A. Kolesnikov, D. Weissenborn, X. Zhai, T. Unterthiner, M. Dehghani, M. Minderer, G. Heigold, S. Gelly, J. Uszkoreit, and N. Houlsby. An image is worth 16x16 words: Transformers for image recognition at scale, 2021.
- F. Gu, M.-H. Chung, M. Chignell, S. Valaee, B. Zhou, and X. Liu. A survey on deep learning for human activity recognition. *ACM Computing Surveys*, 54(8), 2021.
- H. Haresamudram, A. Beedu, V. Agrawal, P. L. Grady, I. Essa, J. Hoffman, and T. Plötz. Masked reconstruction based self-supervision for human activity recognition. In *ACM International Symposium on Wearable Computers*, page 45–49, 2020.
- H. Haresamudram, I. Essa, and T. Plötz. Assessing the state of self-supervised human activity recognition using wearables. *Proceedings of the ACM on Interactive, Mobile, Wearable and Ubiquitous Technologies*, 6(3), 2022.
- K. He, X. Chen, S. Xie, Y. Li, P. Dollár, and R. Girshick. Masked autoencoders are scalable vision learners. In *IEEE/CVF Conference on Computer Vision and Pattern Recognition*, pages 16000–16009, 2022.
- J. Hoffmann, S. Borgeaud, A. Mensch, E. Buchatskaya, T. Cai, E. Rutherford, D. de Las Casas, L. A. Hendricks, J. Welbl, A. Clark, T. Hennigan, E. Noland, K. Millican, G. van den Driessche, B. Damoc, A. Guy,

- S. Osindero, K. Simonyan, E. Elsen, J. W. Rae, O. Vinyals, and L. Sifre. Training compute-optimal large language models, 2022.
- Y.-L. Hsu, H.-C. Chang, and Y.-J. Chiu. Wearable sport activity classification based on deep convolutional neural network. *IEEE Access*, 7: 170199–170212, 2019.
- J. Kaplan, S. McCandlish, T. Henighan, T. B. Brown, B. Chess, R. Child, S. Gray, A. Radford, J. Wu, and D. Amodei. Scaling laws for neural language models, 2020.
- D. Kara, T. Kimura, S. Liu, J. Li, D. Liu, T. Wang, R. Wang, Y. Chen, Y. Hu, and T. Abdelzaher. Freqmae: Frequency-aware masked autoencoder for multi-modal iot sensing. In *ACM Web Conference*, page 2795–2806, 2024. ISBN 9798400701719.
- E. Kim, S. Helal, and D. Cook. Human activity recognition and pattern discovery. *Pervasive Computing*, 9(1):48–53, 2010.
- S. Lee and B. Eskofier. Special issue on wearable computing and machine learning for applications in sports, health, and medical engineering. *Applied Sciences*, 8(167), 2018.
- A. Logacjov. Self-supervised learning for accelerometer-based human activity recognition: A survey. *Proceedings of the ACM on Interactive, Mobile, Wearable and Ubiquitous Technologies*, 8(4), 2024.
- A. Logacjov and K. Bach. Self-supervised learning with randomized cross-sensor masked reconstruction for human activity recognition. *Engineering Applications of Artificial Intelligence*, 128:107478, 2024. ISSN 0952-1976.
- A. Logacjov, S. Herland, A. Ustad, and K. Bach. Selfpab: large-scale pre-training on accelerometer data for human activity recognition. *Applied Intelligence*, 54(6):4545–4563, 2024.
- P. Lukowicz, O. Amft, D. Roggen, and J. Cheng. On-body sensing: From gesture-based input to activity-driven interaction. *IEEE Computer*, 43(10):92–96, 2010.
- S. Münzner, P. Schmidt, A. Reiss, M. Hanselmann, R. Stiefelhagen, and R. Dürichen. Cnn-based sensor fusion techniques for multimodal human activity recognition. In *ACM International Symposium on Wearable Computers*, 2017.
- P. Nakkiran, G. Kaplun, Y. Bansal, T. Yang, B. Barak, and I. Sutskever. Deep double descent: Where bigger models and more data hurt. *Journal of Statistical Mechanics: Theory and Experiment*, 2021(12):124003, 2021.
- G. Narayanswamy, X. Liu, K. Ayush, Y. Yang, X. Xu, S. Liao, J. Garrison, S. Taylor, J. Sunshine, Y. Liu, T. Althoff, S. Narayanan, P. Kohli, J. Zhan, M. Malhotra, S. Patel, S. Abdel-Ghaffar, and D. McDuff. Scaling wearable foundation models, 2024.
- D.-A. Nguyen, C. Pham, and N.-A. Le-Khac. Virtual fusion with contrastive learning for single sensor-based activity recognition. *IEEE Sensors Journal*, 2024.
- F. J. Ordóñez Morales and D. Roggen. Deep convolutional and lstm recurrent neural networks for multimodal wearable activity recognition. *Sensors*, 16(1):1–25, 2016.
- L. Pellatt and D. Roggen. Speeding up deep neural architecture search for wearable activity recognition with early prediction of converged performance. *Frontiers in Computer Science*, 4, 2022.
- T. Plötz and Y. Guan. Deep learning for human activity recognition in mobile computing. *Computer*, 51(5):50–59, 2018.
- A. D. G. A. O. L. Reyes-Ortiz, Jorge and X. Parra. Human activity recognition using smartphones. UCI Machine Learning Repository, 2013.
- R. San-Segundo, H. Bluck, J. Moreno-Pimentel, A. Stisen, and M. Gil-Martin. Robust human activity recognition using smartwatches and smartphones. *Engineering Applications of Artificial Intelligence*, 72:190–202, 2018.
- P. M. Scholl, M. Wille, and K. Van Laerhoven. Wearables in the wetlab: a laboratory system for capturing and guiding experiments. In *ACM*

International Conference on Ubiquitous Computing, 2015.

- C. E. Téllez Villamizar and other. Printed textile-based dry electrodes for impedance plethysmography measurements. In *IEEE International Flexible Electronics Technology Conference*, 2024.
- Y. Vaizman, K. Ellis, and G. Lanckriet. Recognizing detailed human context in the wild from smartphones and smartwatches. *IEEE Pervasive Computing*, 16(4):62–74, 2017.
- X. Wang, X. Wang, L. T., L. Jin, and M. He. HAR-NAS: Human activity recognition based on automatic neural architecture search using evolutionary algorithms. *Sensors*, 21(20), 2021.
- G. Weiss. Wism smartphone and smartwatch activity and biometrics dataset. UCI Machine Learning Repository, 2019.
- E. Welbourne and E. Munguia Tapia. Crowdsignals: A call to crowdfund the community’s largest mobile dataset. In *Adjunct Proceedings of Ubicomp*, 2014.
- H. Yuan, S. Chan, A. P. Creagh, C. Tong, A. Acquah, D. A. Clifton, and A. Doherty. Self-supervised learning for human activity recognition using 700,000 person-days of wearable data. *NPJ Digital Medicine*, 7(1):91, 2024.
- X. Zhai, A. Kolesnikov, N. Houlsby, and L. Beyer. Scaling vision transformers. In *IEEE/CVF Conference on Computer Vision and Pattern Recognition*, pages 12104–12113, 2022.
- Y. Zhou, H. Zhao, Y. Huang, T. Riedel, M. Hefenbrock, and M. Beigl. TinyHAR: A lightweight deep learning model designed for human activity recognition. In *ACM International Symposium on Wearable Computers*, 2022.