

FuXi- α : Scaling Recommendation Model with Feature Interaction Enhanced Transformer

Yufei Ye*
aboluo2003@mail.ustc.edu.cn
University of Science and Technology
of China
Hefei, China

Wei Guo*
guowei67@huawei.com
Huawei Noah's Ark Lab
Singapore, Singapore

Jin Yao Chin
chin.jin.yao@huawei.com
Huawei Noah's Ark Lab
Singapore, Singapore

Hao Wang[†]
wanghao3@ustc.edu.cn
University of Science and Technology
of China
Hefei, China

Hong Zhu
zhuhong8@huawei.com
Consumer Business Group, Huawei
Shenzhen, China

Xi Lin
linxi16@huawei.com
Consumer Business Group, Huawei
Shenzhen, China

Yuyang Ye
yeyuyang@mail.ustc.edu.cn
University of Science and Technology
of China
Hefei, China

Yong Liu
liu.yong6@huawei.com
Huawei Noah's Ark Lab
Singapore, Singapore

Ruiming Tang
tangruiming@huawei.com
Huawei Noah's Ark Lab
Shenzhen, China

Defu Lian[†]
liandefu@ustc.edu.cn
University of Science and Technology
of China
Hefei, China

Enhong Chen
cheneh@ustc.edu.cn
University of Science and Technology
of China
Hefei, China

Abstract

Inspired by scaling laws and large language models, research on large-scale recommendation models has gained significant attention. Recent advancements have shown that expanding sequential recommendation models to large-scale recommendation models can be an effective strategy. Current state-of-the-art sequential recommendation models primarily use self-attention mechanisms for explicit feature interactions among items, while implicit interactions are managed through Feed-Forward Networks (FFNs). However, these models often inadequately integrate temporal and positional information, either by adding them to attention weights or by blending them with latent representations, which limits their expressive power. A recent model, HSTU, further reduces the focus on implicit feature interactions, constraining its performance. We propose a new model called *FuXi- α* to address these issues. This model introduces an Adaptive Multi-channel Self-attention mechanism that distinctly models temporal, positional, and semantic features, along with a Multi-stage FFN to enhance implicit feature interactions. Our offline experiments demonstrate that our model outperforms existing models, with its performance continuously improving as the model size increases. Additionally, we conducted an online A/B test within the Huawei Music app, which showed a **4.76%** increase in the average number of songs played per user and a **5.10%** increase in the average listening duration per user. Our code has been released at <https://github.com/USTC-StarTeam/FuXi-alpha>.

*Both authors contributed equally to this research.

[†]Corresponding authors.

1 INTRODUCTION

Recent advancements [1, 3, 14, 24] in scaling laws have revealed that the performance of Large Language Models (LLMs) systematically improves predictably as the number of model parameters, the volume of training data, and computational resources increase. These findings are crucial as they provide researchers and practitioners with a framework for efficiently allocating limited computational resources to optimize model performance. Building on this foundation, we propose to investigate whether recommendation models also conform to scaling laws. By identifying such models, scaling laws can be utilized to guide the training of larger models, thus enhancing their performance.

Besides the scaling laws found in LLMs such as GPTs [1, 3], LLMAs [10, 53], autoregressive sequential models have been shown to adhere to scaling laws across various domains, including generative image modeling, video modeling, etc [19]. The expansion of Vision Transformers (ViT) has also achieved significant success in the field of computer vision [9, 73]. This revolutionary innovation has also been extended to recommendation models. Recent studies [47, 76] demonstrate that autoregressive sequence recommendation models also follow these scaling laws. The success of projects like HSTU [4, 60, 71] indicates that scaling up sequential recommendation models in accordance with these laws is an effective strategy for developing large-scale recommendation systems.

Sequential recommendation models have been a focal point of research in the field of recommender systems, characterized by a wide array of architectural innovations [36, 48, 55, 57, 62, 63, 68].

Initially, pooling operations were employed to manage interaction sequences [8]. With the development of deep learning, more sophisticated models emerged, including CNN-based architectures such as Caser [52], GNN-based models like SR-GNN [61], RNN-based frameworks like GRU4Rec [20]. Inspired by the huge success of Transformers in NLP, models based on self-attention mechanisms were proposed, leading to notable architectures such as SASRec [23] and Bert4Rec [51].

Besides sequential recommendation models, traditional Deep Learning Recommendation Models (DLRMs), such as DCN [58] and xDeepFM [33], also play a crucial role in recommender systems. A fundamental concept in these DLRMs is feature interaction, which is pivotal for enhancing model performance. Feature interactions are categorized into two types: explicit and implicit. Explicit interactions model feature relationships directly through various operators, such as the dot product [43, 58], bilinear functions [33], and attention mechanisms [50]. Conversely, implicit interactions are facilitated by applying deep neural networks (DNNs). Although such an approach lacks interpretability, it is extensively used in state-of-the-art DLRMs such as DCN [58], DCNv2 [59], DeepFM [13], and PNN [40]. In fact, the integrated DNNs in such models are a key driver of their superior performance. However, previous studies [2, 15] have indicated that DLRMs do not necessarily exhibit significant performance improvements with increased model size. Nonetheless, the concept of feature interaction can still guide us in designing models.

From the perspective of feature interaction, sequential recommendation models can be conceptualized as exploring the interplay between various features over time. Pooling methods [8] have limited expressive capabilities because they overlook the semantic richness of interaction sequences. CNN-based methods [52] are constrained by a fixed window size, limiting their ability to capture long-range dependencies. RNN-based models [20] interact directly with the previous timestep’s hidden state, which can restrict their capacity to model complex interactions. GNN-based approaches [61] limit feature interactions to directly connected items, thereby narrowing their scope. In contrast, attention-based models, including SASRec [23], BERT4Rec [51], TiSASRec [29], and HSTU [72], enable comprehensive item interactions. Consequently, these models are more effective at capturing dynamic user interests through interaction sequences. TiSASRec [29] further improves on SASRec by incorporating time intervals and relative position information, enhancing its performance. HSTU [72] advances this by utilizing positional and temporal information alongside element-wise multiplication to model explicit interactions between items, thereby demonstrating superiority over its predecessors.

Despite the significant advancements made in the aforementioned work, there remain several shortcomings that need to be addressed. Firstly, previous studies fail to fully leverage temporal and positional information in explicit interactions. They integrate this information by simply adding embeddings to input sequences [23], incorporating them into the query and key matrices used in self-attention layers [29], or adjusting attention weights [72]. Compared to various methods that facilitate feature interactions, this simple addition lacks expressive capacity. Understanding positional and temporal information is crucial for sequential recommendation because different cues can lead to varying results, as illustrated

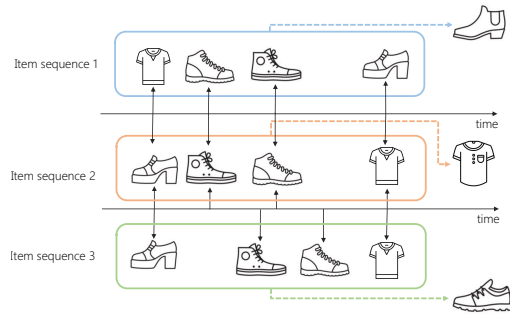


Figure 1: Different temporal intervals or orders between objects may lead to varying subsequent interacted items.

in Figure 1. However, existing models have limited feature interaction with temporal and positional information, hence severely restricting their ability to effectively convey the corresponding temporal and positional cues. Secondly, while HSTU emphasizes explicit interactions, it underemphasizes implicit feature interactions, potentially leading to a loss of nuanced learning processes post-interaction and thus constraining the model’s expressiveness.

To address the aforementioned challenges, we propose a novel attention-based model named *FuXi- α* . Our approach introduces an Adaptive Multi-channel Self-attention (AMS) layer, which resolves the issue of insufficient feature interactions by modeling the temporal and positional information separately. Furthermore, we integrate a multi-stage feedforward neural network (MFFN) layer to facilitate implicit feature interactions, thereby boosting the model’s expressiveness. The proposed method outperforms state-of-the-art sequential recommendation techniques across several benchmark datasets. We also evaluate the model’s adherence to scaling laws using a large-scale industrial dataset. The results indicate that performance consistently improves with increased model complexity, highlighting its potential for large-scale recommendation systems. Our contributions are summarized as follows:

- We propose a novel model, *FuXi- α* , which adheres to the scaling law by leveraging the perspective of feature interactions.
- We design an Adaptive Multi-channel Self-attention (AMS) layer that disentangles the modeling of temporal, positional, and semantic information. We demonstrate that it permits a more expressive representation of temporal and positional information. Additionally, we introduce a Multi-stage Feedforward Network (MFFN) to enhance implicit feature interactions.
- We conducted extensive experiments on multiple real-world datasets and online A/B tests on Huawei Music, demonstrating our model’s strong performance. Specifically, the online deployment led to an increase of 4.76% in the average number of song plays per user and a 5.10% enhancement in the average duration of song playback per user.

2 RELATED WORK

2.1 Scaling Law

Scaling laws, prevalent in Natural Language Processing (NLP) [1, 3, 24, 70], describe the relationship between a model’s performance and its size, training data, and computational resources. These laws extend beyond NLP to domains like autoregressive generative

models [19] and visual processing [30, 39, 65, 66, 74]. In the recommendation domain, applying scaling laws is challenging. Studies show that scaling benefits do not always apply to recommendation models [2, 15]. Issues such as embedding collapse have been reported [15], and increasing non-embedding parameters in Deep Learning Recommendation Models (DLRMs) offers minimal gains [2].

Despite these challenges, research into scaling laws for recommendation models persists. Studies have explored scaling in user ad activity sequences with generative models [7] and efforts to scale user representation models [49]. A sequential recommendation model with 0.8 billion parameters has been developed, highlighting scaling laws in this domain [76]. Additionally, it was found that increasing computational resources benefits DLRM less than Generative Recommendations (GR) [72]. This led to the development of HSTU, enhancing the GR paradigm in feature processing, model architecture, and efficiency [72].

Our study proposes a model designed to adhere to scaling laws, facilitating its expansion into a large-scale recommendation model for improved performance.

2.2 Sequential Recommendation

Sequential recommendation focuses on predicting users' future interests based on past interactions [16, 17, 67, 69]. Early approaches used Markov Chain models [45]. With advancements in neural networks, various architectures have enhanced sequential modeling. GRU4Rec [20] uses Gated Recurrent Units to capture sequential data, while Caser [52] employs CNNs for short-term preference patterns. To model long-term preferences, memory network-based methods [5, 22, 79] were developed. Wu et al. [61] introduced graph-based interaction modeling. SASRec [23] and BERT4Rec [51] leverage self-attention mechanisms for improved recommendations.

In traditional recommendation systems, discriminative-based models typically rank items using a multi-level scoring approach. In contrast, generative recommendation models can directly generate the items to be recommended. Following the introduction of HSTU, it has become feasible for autoregressive sequence models that adhere to scaling laws to evolve into generative recommendation models by increasing their model size. HLLM [4] transforms the input IDs into text information encoded by large language models (LLMs), and leverage another LLM for generative sequence recommendation. MBGen [37] incorporates behavior tokens into the sequence, thereby improving the model's multi-task capabilities.

In this study, we adopt the autoregressive sequence modeling paradigm to develop a new large-scale recommendation model.

2.3 Feature Interactions

Feature interactions play an important role in recommender systems [55, 64, 77, 84] and can be divided into explicit and implicit methods.

Explicit interactions are categorized into four types based on their operations: dot product [13, 40, 43, 58], bilinear function [27, 33, 59], convolution [32, 34, 35, 56, 80–83], and attention mechanisms [31, 50]. Dot product-based methods like Factorization Machines (FM) and DeepFM extend logistic regression by capturing pairwise interactions [13, 43]. DCN [58] models higher-order interactions through product-based cross networks, while DCNv2

[59] enhances DCN with bilinear functions. DCNv3 [27] introduces the Exponential Cross Network for more refined modeling. CCPM [35] and FGCNN [34] use CNNs for interactions, and Fi-GNN [32] applies GNNs. Attention-based methods like AutoInt [50] use attention mechanisms, and InterHAT [31] employs self-attention for interpretable high-order interactions.

Implicit interactions often use deep neural networks (DNNs) [78] to simultaneously engage all features. This approach is often combined with explicit interaction structures to enhance overall interaction capabilities. For example, dual-tower architectures like Wide & Deep and DeepFM integrate low-order explicit interactions with high-order implicit interactions [6, 13]. Models like xDeepFM, DCN, and DCNv2 use DNNs to compensate for certain limitations of explicit feature interactions. [33, 58, 59]. Single-tower structures improve the expressiveness of explicitly crossed features by employing stacked DNNs after explicit interaction structures [18, 40, 41].

Inspired by successful feature interaction applications in recommendation models, our work aims to enhance large-scale recommendation models through improved feature interactions.

3 PROBLEM STATEMENT

In the domain of sequential recommendation, the primary objective is to predict the next item a user is likely to interact with, based on their historical interaction sequence. Formally, consider a set of users $\mathcal{U} = \{u_1, u_2, \dots, u_{|\mathcal{U}|}\}$ and a set of items $\mathcal{I} = \{i_1, i_2, \dots, i_{|\mathcal{I}|}\}$. For each user $u \in \mathcal{U}$, we define an interaction sequence $\mathcal{S}_u = [i_1^{(u)}, i_2^{(u)}, \dots, i_{n_u}^{(u)}]$, which is a chronologically ordered list of items.

The task of sequential recommendation is to predict the next item $i_{n_u+1}^{(u)}$ that user u will interact with, given the sequence \mathcal{S}_u . This prediction can be formulated as estimating the probability distribution over the item set \mathcal{I} for the next interaction, conditioned on the historical interactions: $P(i_{n_u+1}^{(u)} = i \mid \mathcal{S}_u)$ for all $i \in \mathcal{I}$. During training, our objective is to predict the subsequent item $i_{j+1}^{(u)}$ for every prefix j of the sequence \mathcal{S}_u . The desired output sequence is $[i_2^{(u)}, i_3^{(u)}, \dots, i_{n_u+1}^{(u)}]$ [23].

4 METHODOLOGY

The overview of our model architecture is depicted in Figure 2, which is composed of a stack of b *FuXi* Blocks. In the following sections, we will introduce each module individually. Finally, we will discuss the optimization objectives.

4.1 Embedding Layer

We convert each user's interaction sequence into a fixed-length sequence of length n through truncation or padding before the embedding layer. Sequences shorter than n are padded with a special "padding item". In the embedding layer, each item $i \in \mathcal{I}$ is mapped to a d -dimensional vector using a learnable embedding matrix $\mathbf{E} \in \mathbb{R}^{|\mathcal{I}| \times d}$ where d is the latent vector dimensionality. We also employ learnable positional encodings [12], where \mathbf{p}_i denotes the positional embedding of the i -th position in the sequence. For a user u with a sequence $\mathcal{S}_u = [i_1^{(u)}, \dots, i_{n_u}^{(u)}]$, the output is $\mathbf{x}^0 = [\mathbf{e}_1^{(u)} + \mathbf{p}_1, \dots, \mathbf{e}_{n_u}^{(u)} + \mathbf{p}_{n_u}, \mathbf{0}, \dots, \mathbf{0}]$, where the zero vectors denote the padding items for positions beyond n_u up to n .

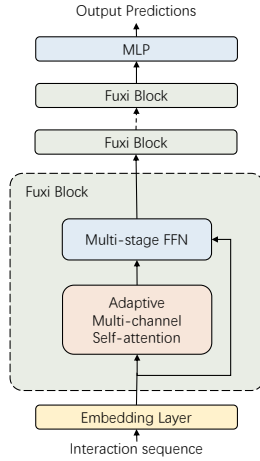


Figure 2: The overall architecture of the proposed *FuXi-α*.

4.2 FuXi Block

The core component of our model is composed of b stacked layers of *FuXi* block which are similar to the transformer decoder [54]. Each *FuXi* block consists of an Adaptive Multi-channel Self-attention (AMS) layer and a Multi-stage Feed-Forward Network (MFFN). The adaptive multi-channel self-attention is a variant of the multi-head self-attention [54], while the multi-stage FFN first combines the multi-channel outputs of the AMS layer and then performs implicit feature interactions. In this architecture, let $\mathbf{x}^{l-1} \in \mathbb{R}^{n \times d}$ denote the input to the l -th layer, and $\mathbf{x}^l \in \mathbb{R}^{n \times d}$ denote the output of the l -th layer. The initial input for the first layer is given by \mathbf{x}^0 .

4.2.1 Adaptive Multi-channel Self-attention The AMS layer is designed to effectively capture and utilize the user interest patterns inherent in sequential data. Unlike conventional multi-head self-attention mechanisms, which typically integrate positional encodings directly into the input embeddings, our *FuXi* self-attention separates the processing of hidden states, positional information, and temporal signals into distinct attention heads. This separation allows each head to specialize in capturing different aspects of the sequence data, thereby enhancing the model’s capacity to learn complex interest patterns.

As depicted in Figure 3, we define three types of channels: semantic, temporal, and positional channels. The attention weights in the temporal and positional channels depend only on the difference in relative timestamps and relative positions. Additionally, there is no further need to calculate the query and key matrices in these two channels. To circumvent the intricacy of the model, we opt not to employ extra value matrices for the temporal and positional heads. Instead, they will share the value matrices with the semantics channel. The following approach is used to compute these matrices which is similar to multi-head self-attention:

$$\tilde{\mathbf{x}}^l = \text{RMSN}(\mathbf{x}^{l-1}) \quad (1)$$

$$\mathbf{q}^l = \phi(\tilde{\mathbf{x}}^l \mathbf{W}_q^l), \mathbf{k}^l = \phi(\tilde{\mathbf{x}}^l \mathbf{W}_k^l), \mathbf{v}^l = \phi(\tilde{\mathbf{x}}^l \mathbf{W}_v^l) \quad (2)$$

where $\mathbf{W}_q^l \in \mathbb{R}^{d \times d_h}$, $\mathbf{W}_k^l \in \mathbb{R}^{d \times d_h}$, $\mathbf{W}_v^l \in \mathbb{R}^{d \times d_h}$ are the learnable parameters. RMSN denotes the root mean square (RMS) layer normalization operation [75]. ϕ provides nonlinearity which we employ SiLU [11] here, and d_h represents the size of each head.

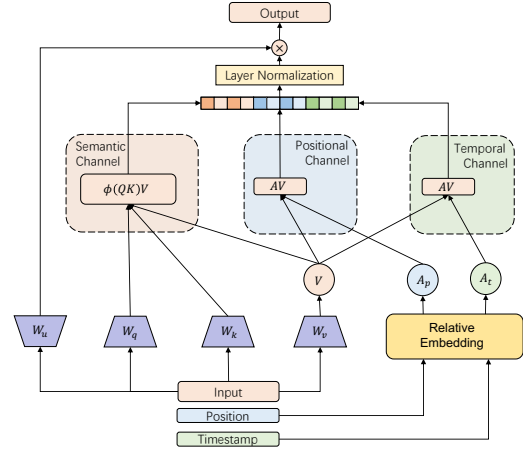


Figure 3: Illustration of Adaptive Multi-channel Self-attention (AMS). In contrast to the conventional multi-head self-attention, AMS decouples the modeling of temporal and positional information from semantics information.

The following describes the method for calculating the attention weights for semantic, temporal, and positional channels separately:

$$\mathbf{a}_h^l = \frac{1}{n} \phi(\mathbf{q}^l (\mathbf{k}^l)^T), (\mathbf{a}_t^l)_{i,j} = \alpha(t_j - t_i), (\mathbf{a}_p^l)_{i,j} = \beta_{j-i} \quad (3)$$

where, ϕ supplies nonlinearity, and we leverage SiLU once again. Previous studies have demonstrated that the use of SiLU function in self-attention layers outperforms softmax in sequence recommendation tasks [72]. The term $\alpha(t_j - t_i)$ represents the mapping of the difference in timestamps into buckets, where each bucket is associated with a learnable parameter [42]. On the other hand, $\beta \in \mathbb{R}^n$ denotes a vector of learnable parameters.

Subsequent to the computation of outputs from the channels, these outputs are concatenated and subjected to RMS layer normalization. Following this, the normalized result is element-wise multiplied with the matrix U , which is derived from $\tilde{\mathbf{x}}^l$. The process is encapsulated by the following formula:

$$\mathbf{h}^l = \text{RMSN}(\text{concat}(\mathbf{a}_h^l \mathbf{v}_h^l, \mathbf{a}_p^l \mathbf{v}_p^l, \mathbf{a}_t^l \mathbf{v}_t^l)) \otimes \phi(\mathbf{x}^l \mathbf{W}_u^l) \quad (4)$$

here $\mathbf{W}_u^l \in \mathbb{R}^{d \times 3d_h}$ denotes learnable parameters and ϕ denotes SiLU function. We adopted the design of the matrix U in our architecture following HSTU [72] to introduce explicit 2-order interactions. For simplicity and clarity, we describe the case with a single head in each channel here. However, this approach can be easily extended to multiple heads within each channel, similar to the multi-head self-attention [54].

4.2.2 Multi-stage Feed-Forward Network The MFFN encompasses two distinct stages as depicted in Figure 4. In the first stage, the outputs from different channels are fused with the original input of the current layer. Subsequently, in the second stage, implicit feature interactions are conducted.

In the first stage, MFFN receives the outputs across different channels from the AMS layer and applies a projection transformation characterized by learnable parameters $\mathbf{W}_o \in \mathbb{R}^{3d_h \times d}$. The output of this stage is obtained by combining the projected output

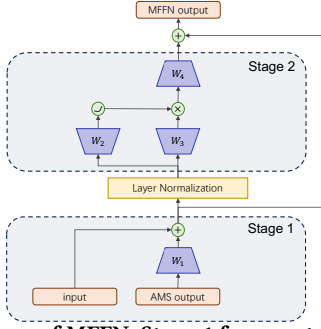


Figure 4: Diagram of MFFN: Stage 1 fuses outputs from different channels; Stage 2 facilitates implicit feature interactions.

with the input of current layer \mathbf{x}^l .

$$\mathbf{o}^l = \mathbf{h}^l \mathbf{W}_o^l + \mathbf{x}^{l-1} \quad (5)$$

In the second stage, the primary objective of MFFN is to conduct implicit interactions. Following LLaMa [53], we apply RMS layer normalization to the output of the previous stage and followed by a SwiGLU activation [46] to enhance feature learning and then adding the residual connection:

$$\mathbf{x}^l = \text{FFN}_l(\text{RMSN}(\mathbf{o}^l)) + \mathbf{o}^l \quad (6)$$

$$\text{FFN}_l(\mathbf{x}) = \text{SwiGLU}(\mathbf{x}) \mathbf{W}_3^l = (\phi(\mathbf{x} \mathbf{W}_1^l) \otimes (\mathbf{x} \mathbf{W}_2^l)) \mathbf{W}_3^l \quad (7)$$

where ϕ represents SiLU, \otimes denotes element-wise multiplication, and $\mathbf{W}_1^l \in \mathbb{R}^{d \times d_{\text{FFN}}}$, $\mathbf{W}_2^l \in \mathbb{R}^{d \times d_{\text{FFN}}}$, $\mathbf{W}_3^l \in \mathbb{R}^{d_{\text{FFN}} \times d}$ are learnable parameters. This configuration allows the network to effectively capture complex interactions within the data while maintaining efficient gradient flow through the residual connections.

4.3 Prediction Layer & Optimization objective

After passing through b layers of *FuXi* blocks, each position has obtained sufficient information about the previously interacted items. We employ a multiplication with the transpose of the input embedding matrix, followed by a softmax function to obtain a probability distribution over predicted items. The transformation can be mathematically represented as follows:

$$P(i_t^{(u)} = i \mid i_1^{(u)}, \dots, i_{t-1}^{(u)}) = \text{softmax}(\mathbf{x}^b \mathbf{E}^T)_i \quad (8)$$

In order to accelerate the training process, we adopt the sampled softmax loss with N randomly sampled negative samples [25].

5 ANALYSIS

5.1 Space and Time Complexity

Space Complexity Each *FuXi* block comprises an AMS layer and an MFFN. The AMS layer features four projection matrices totaling $6d \times d_H$ parameters, alongside positional and temporal embeddings with $O(n + n_B)$ parameters, where n_B is the number of buckets. The MFFN includes four projection matrices, amounting to $3d_h \times d + 3d_{\text{FFN}} \times d$ parameters. The item embeddings have $|I| \times d$ parameters. Typically, d_h and d_{FFN} are proportional to d , and n is comparable to n_B . Therefore, we assume $d_h = O(d)$, $d_{\text{FFN}} = O(d)$, and $n_B = O(n)$. *FuXi- α* is formed by stacking b *FuXi* layers, leading to a total space complexity of $O(b(d^2 + n) + |I|d)$.

Time Complexity The time complexity for computing attention weights in the semantics channel is $O(n^2d)$, compared to $O(n^2)$ in

other channels. Calculating the QKV matrices and the MFFN both require $O(nd^2)$. The cost for generating predictions is $O(n|I|d)$. Thus, the overall time complexity is $O(bn^2d + n(bd^2 + |I|d))$.

5.2 Polynomial Approximation

Next, we examine the properties of explicit inter-item interactions implemented by *FuXi- α* . To better analyze these interactions, we simplify the l -th layer of the *FuXi* Block by treating attention weights as constants and omitting the second stage of the MFFN, activation functions, and most projection transformations. This simplification yields:

$$f_{\text{block}}^{(l)}(x_i; x_1, \dots, x_n) = x_i \circ \left(\sum_{j=1}^n a_{i,j}^{(l)} x_j \right) + x_i \quad (9)$$

where the vectors x_1, \dots, x_n are the latent representations input to the l -th layer of the *FuXi* block; \circ denotes the interaction operator, such as element-wise multiplication; and $a_{i,j}^{(l)}$ are the attention weights in the l -th layer. In this section, let $x_{l,i}$ denote the output latent representation of the i -th item after the l -th layer. Let F_n denote a polynomial of the form $\sum_{\alpha} w_{\alpha} \prod_i x_{0,i}^{\alpha_i}$, where the sum includes all terms satisfying $\sum \alpha_i \leq n$. We will use mathematical induction to show that $x_{b,i} = x_{i,0} F_{2^b-1}$.

5.2.1 Base Case Consider $b = 0$. Here, $x_{0,i} = x_{0,i} \cdot 1 = x_{0,i} \cdot F_0$, confirming the equation holds.

5.2.2 Inductive Step Assume the property holds for some integer $l \geq 0$. Now consider $b = l + 1$:

$$x_{l+1,i} = x_{l,i} \circ \sum_{j=1}^n a_{i,j}^{(l+1)} x_{l,j} + x_{l,i} \quad (10)$$

$$= x_{0,i} F_{2^l-1} \circ \left(\sum_{j=1}^n a_{i,j}^{(l+1)} x_{0,j} F_{2^l-1} + 1 \right) \quad (11)$$

For any term of the form $\prod_j x_{0,j}^{\alpha_j}$, where $1 \leq \sum \alpha_i \leq 2^{l+1}$, it appears in the expression $\sum_{j=1}^n a_{i,j}^{(l+1)} x_{0,j} F_{2^l-1}$. Thus, we have

$$\sum_{j=1}^n a_{i,j}^{(l+1)} x_{0,j} F_{2^l-1} + 1 = F_{2^l} \quad (12)$$

Therefore, it follows that $x_{l+1,i} = x_{0,i} F_{2^{l+1}-1}$.

Consequently, after progressing through b layers of the *FuXi* blocks, $x_{b,i}$ incorporates the outcome of feature interaction between $x_{0,i}$ and the result of interactions among all the items being of any degree up to $2^b - 1$.

5.3 Analysis of AMS

The formulation of relative positional embeddings in the T5 architecture [42] is delineated as follows. The attention weights $\mathbf{A} = (a_{i,j})_{n \times n}$ can be computed by the process:

$$\mathbf{A} = \phi \left((\mathbf{x} \mathbf{W}_q) (\mathbf{x} \mathbf{W}_k)^T + \mathbf{B} \right) \quad (13)$$

where ϕ denotes a non-linear function, such as softmax or SiLU, and $\mathbf{B} = (b_{i,j})_{n \times n}$ denotes the matrix of the relative positional bias term. Let $q_i \in \mathbb{R}^{1 \times n}$ denotes the query vector of the i -th item, and k_i, v_i, u_i denotes the key vector, the value vector, the vector used for Hadamard product respectively. The output of multi-head

Table 1: Dataset statistics.

Dataset	User	Item	Interactions	Avg. Len.
MovieLens-1M	6,041	3,706	1,000,209	165.60
MovieLens-20M	138,493	26,744	20,000,263	144.41
KuaiRand	25,634	7,550	6,945,823	270.96
Industrial	19,252,028	234,488	1,023,711,774	53.17

self-attention o_i of the i -th item is then computed as:

$$o_i = W_o \left(\left(\sum a_{i,j} v_j \right) \otimes u_i \right) \quad (14)$$

$$\approx W_o \left(\left(\sum \phi_1(q_i k_j^T) V_j \right) \otimes u_i \right) + W_o \left(\left(\sum \phi_2(b_{i,j}) v_j \right) \otimes u_i \right) \quad (15)$$

On the other hand, in the AMS layer, the calculation process is expressed as:

$$o_i = W_{o1} \left(\left(\sum \phi(q_i k_j^T) V_j \right) \otimes u_i^{(1)} \right) + W_{o2} \left(\left(\sum b_{i,j} v_j \right) \otimes u_i^{(2)} \right) \quad (16)$$

where W_{o1}, W_{o2} denote the parameters in the first stage of the MFFN, and vectors $u_i^{(1)}$ and $u_i^{(2)}$ correspond to the u_i vectors within the semantics and positional channels, respectively. This demonstrates that the AMS layer facilitates a more expressive representation of positional and temporal information compared to the direct addition of attention weights, suggesting an enhancement in the model's capacity to leverage the temporal and positional information.

5.4 Relationship with Existing Models

Our work shares structural similarities with three models: SASRec [23], LLaMa [10], and HSTU [72]. Here, we highlight the key differences between these models and our approach.

5.4.1 SASRec and LLaMa Unlike SASRec and LLaMa, which employ standard NLP architectures for recommendation systems, our model introduces two major innovations. First, instead of the traditional multi-head self-attention layer, we use the AMS layer to independently model temporal, positional, and semantic information, improving the model's feature utilization. Second, our model incorporates the MFFN, diverging from the FFN used in SASRec and LLaMa, by processing multi-channel information from the self-attention layer and enabling implicit feature interaction.

5.4.2 HSTU HSTU incorporates relative temporal and positional data by adding these features directly to attention weights, which can dilute their impact. Moreover, HSTU lacks an FFN layer, relying solely on self-attention and explicit feature interactions, limiting its ability to capture complex item relationships. Our model overcomes these limitations by decoupling temporal, positional, and semantic information within the self-attention layer and leveraging the MFFN to facilitate implicit interactions.

6 EXPERIMENTS

6.1 Experiment Setup

6.1.1 Datasets To evaluate the performance of the proposed *FuXi- α* architecture, we conduct extensive experiments on four real-world datasets, including three public datasets and one private large-scale dataset, which are described as follows:

- **MovieLens-1M and MovieLens-20M**¹. The MovieLens dataset is a widely used movie recommendation dataset, which contains users' rating and tagging activities. It has multiple subsets of different sizes. We select two subsets, MovieLens-1M and MovieLens-20M for our experiments.
- **KuaiRand**². This dataset is collected with the user logs of a video-sharing app from kuaishou. Users in this platform are usually very active, with more than 200 interactions on average.
- **Industrial** This dataset is constructed from user records of a mainstream music listening app, which has tens of millions active users every month. We construct users' behavior sequence with over a month of positive behaviors, including collect, like, play and so on.

For the first two datasets (**MovieLens-1M** and **MovieLens-20M**), we use the pre-processed train/validation/test set³ as in HSTU [72] from Meta exactly. For the latter two datasets (**KuaiRand** and **Industrial**), we process them using a similar manner to HSTU [72] by ourself. The statistics are shown in Table 1.

6.1.2 Compared Baseline For a comprehensive comparison, we compare *FuXi- α* against two types of representative baselines: i) conventional models, including BPRMF [44], GRU4Rec [20], and NARM [28]; ii) autoregressive generative models, including SASRec [23], LLaMa [10], and HSTU [72].

6.1.3 Evaluation Metrics We employ the widely used top-K Hit Ratio (HR@K), Normalized Discounted Cumulative Gain (NDCG@K) and Mean Reciprocal Rank (MRR) to evaluate the recall performances. For all metrics, higher value means better performance. We rank the ground-truth item from full set of items and report the performance of $K = 10, 50$ by default.

6.1.4 Parameter Settings We implement our proposed *FuXi- α* with Pytorch [38]. To enable large-scale model training, we apply the multi-machine and multi-card parallelism with the Accelerate library [26]. For a fair comparison, we maintain the same model parameters as HSTU [72] in the first two datasets, except for the number of layers. For the KuaiRand dataset, we set the hidden dimension as 50, and the number of negative samples as 128 by default. All other parameters like optimizer, learning rate and weight decay are consistent with HSTU [72]. For all the three datasets, the embedding dimensions and self-attention hidden vector dimensions are identical. For the basic modeling capacity comparison, we set the number of layers as 2. We also extend these generative models to deeper layers by stacking 4x number of layers (8 layers) and denoting it as "XX-Large" to analyze scaling effects.

6.2 Performance Comparison (RQ1)

6.2.1 Public Dataset Performance The overall performance comparison of the proposed *FuXi- α* and baseline models are shown in Table 2. Based on the results, we have the following observations:

- Firstly, the generative models (i.e., SASRec, LLaMa, HSTU, and *FuXi- α*) outperform conventional models (i.e., BPRMF, GRU4Rec and NARM), even when equipped with just two layers of parameters. This demonstrates the generative models' superior

¹<https://grouplens.org/datasets/movielens/>

²<https://kuairand.com/>

³<https://github.com/facebookresearch/generative-recommenders>

Table 2: The overall performance comparison. We use \star to indicate a statistically significant result comparing FuXi- α with the best baseline which is indicated by underlined numbers.

Dataset	MovieLens-1M					MovieLens-20M					KuaiRand				
	Model	NG@10	NG@50	HR@10	HR@50	MRR	NG@10	NG@50	HR@10	HR@50	MRR	NG@10	NG@50	HR@10	HR@50
BPRMF	0.0607	0.1027	0.1185	0.3127	0.0556	0.0629	0.1074	0.1241	0.3300	0.0572	0.0248	0.0468	0.0520	0.1560	0.0235
GRU4Rec	0.1015	0.1460	0.1816	0.3864	0.0895	0.0768	0.1155	0.1394	0.3177	0.0689	0.0289	0.0531	0.0597	0.1726	0.0275
NARM	0.1350	0.1894	0.2445	0.4915	0.1165	0.1037	0.1552	0.1926	0.4281	0.0910	0.0411	0.0747	0.0836	0.2399	0.0387
SASRec	0.1594	0.2187	0.2824	0.5500	0.1375	0.1553	0.2119	0.2781	0.5353	0.1330	0.0486	0.0877	0.0978	0.2801	0.0454
LLaMa	0.1620	0.2207	0.2926	0.5591	0.1373	0.1640	0.2206	0.2915	0.5476	0.1402	0.0495	0.0878	0.0973	0.2752	0.0466
HSTU	0.1639	0.2238	0.2969	0.5672	0.1390	0.1642	0.2225	0.2909	0.5553	0.1410	0.0491	0.0861	0.0992	0.2718	0.0451
FuXi- α	0.1835	0.2429	0.3254	0.5941	0.1557	0.1954	0.2533	0.3353	0.5969	0.1677	0.0537	0.0942	0.1067	0.2951	0.0497
SASRec-Large	0.1186	0.1733	0.2183	0.4671	0.0186	0.0206	0.0379	0.0412	0.1209	0.0207	0.0285	0.0428	0.0544	0.1227	0.0258
LLaMa-Large	0.1659	0.2257	0.2990	0.5692	0.1408	0.1842	0.2412	0.3202	0.5776	0.1576	0.0494	0.0878	0.0970	0.2754	0.0466
HSTU-Large	<u>0.1844</u>	<u>0.2437</u>	<u>0.3255</u>	<u>0.5929</u>	<u>0.1568</u>	<u>0.1995</u>	<u>0.2572</u>	<u>0.3407</u>	<u>0.6012</u>	<u>0.1714</u>	<u>0.0494</u>	<u>0.0883</u>	<u>0.0990</u>	<u>0.2799</u>	<u>0.0460</u>
FuXi- α -Large	0.1934	0.2518	0.3359	0.5983	0.1651	0.2086	0.2658	0.3530	0.6113	0.1792	0.0555	0.0963	0.1105	0.2995	0.0510

Table 3: Performance comparison on Industrial dataset.

Dataset	Industrial				
Model	NG@10	NG@50	HR@10	HR@50	MRR
SASRec	0.1009	0.1580	0.1970	0.4581	0.0868
LLaMa	0.1681	0.2238	0.2985	0.5498	0.1426
HSTU	<u>0.1733</u>	<u>0.2289</u>	<u>0.3057</u>	<u>0.5565</u>	<u>0.1472</u>
FuXi- α	0.1875	0.2424	0.3230	0.5702	0.1601

Table 4: Efficiency comparison on KuaiRand dataset with different sequence length.

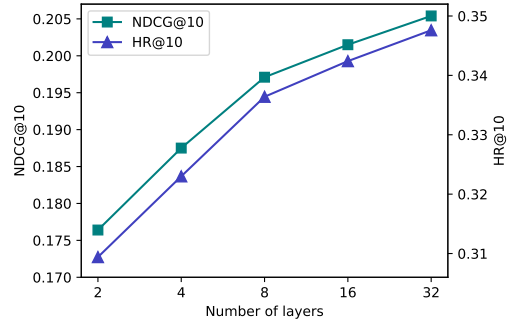
Dataset	KuaiRand			
Model	TPS@200	TPS@400	TPS@600	TPS@800
SASRec	2481	2024	1672	1398
LLaMa	2330	1972	1602	1326
HSTU	2078	1183	680	436
FuXi- α	1971	1053	615	394

Table 5: Performances of different FuXi- α variants.

Dataset	MovieLens-1M		MovieLens-20M		KuaiRand	
	Model	NG@10	HR@10	NG@10	HR@10	NG@10
Base	0.1454	0.2676	0.1452	0.2647	0.0476	0.0928
w/o AMS	0.1563	0.2847	0.1612	0.2888	0.0470	0.0921
w/o MFFN	0.1878	0.3304	0.2056	0.3488	0.0534	0.0947
FuXi- α	0.1934	0.3359	0.2086	0.3530	0.0555	0.1105

ability in capturing complex item relationships and diverse user preferences by their autoregressive modeling paradigm.

- Secondly, as an early sequential model, SASRec fails to scale up to 8 layers across all three datasets, with a significant performance drop when the number of layers is increased to 8. In contrast, the two recently proposed transformer-based architectures, LLaMa and HSTU, show substantial improvements in the first two datasets.
- Finally, FuXi- α consistently obtains the best results on all three datasets with all evaluation metrics, no matter it's a shallow network or a deep network. This demonstrates the outstanding ability of our proposed FuXi- α . Specifically, for shallow network, it outperforms the strongest baseline HSTU by 13.24% in NDCG@10 (10.59% in NDCG@50, 10.81% in HR@10, 6.94% in HR@50, 13.72% in MRR) on average of the three datasets. For deep network, it outperforms the strongest baseline HSTU-Large

**Figure 5: Scaling of FuXi- α on Industrial Dataset.**

by 7.26% in NDCG@10 (5.24% in NDCG@50, 6.14% in HR@10, 3.19% in HR@50, 6.90% in MRR) on average of the three datasets. The excellent performance of FuXi- α demonstrates the great utility of introducing explicit and implicit feature interaction for dedicated user behavior modeling.

6.2.2 Industrial Dataset Performance Table 3 presents the performance comparison of our proposed FuXi- α against several baseline models on a private, large-scale industrial dataset. The current online baseline in this scenario is a multi-channel recall system, with SASRec as one of the channels that recalls items based on embedding similarity. The music recalled from multiple channels is mixed together and then passed through a cascaded pre-ranking and ranking process to obtain the final recommended music list. From Table 3, we have two key observations. Firstly, the newly proposed LLaMa and HSTU significantly outperform SASRec in this music recommendation scenario, achieving gains of 64.82% and 71.75% in NDCG@10, respectively. Secondly, our FuXi- α outperforms both LLaMa and HSTU by 11.54% and 8.19%, respectively. These substantial improvements highlight the potential of scaling laws, and the superiority of our proposed FuXi- α .

6.2.3 Scaling of FuXi- α on Industrial Dataset Figure 5 presents the performance of our proposed FuXi- α on the industrial dataset when scaling up the number of layers while keeping all other hyperparameters unchanged. Due to the memory limitation, we only scale up the layers to 32. We observe that FuXi- α adheres to the scaling law, as the results show a positive relationship between the model's performance and its size. This is a highly attractive property as the

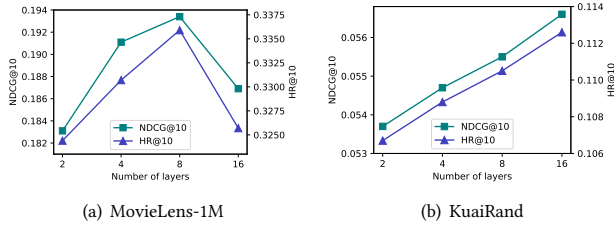


Figure 6: Performances with different number of layers.

performance can be further improved by scaling up of the model size, its training data, and the computational resources used.

6.3 Efficiency Comparison (RQ2)

We assess the efficiency of the *FuXi- α* architecture by comparing its Throughput Per Second (TPS) with generative baseline models. Experiments were conducted on the KuaiRand dataset with sequence lengths ranging from 200 to 800. Each experiment involved three complete forward and backward propagations across the dataset, calculating the average number of training samples processed per second. All hyperparameters, except sequence length, were consistent with previous experiments. Table 4 shows the TPS results. As sequence length increases, TPS for all models decreases. Notably, SASRec and LLaMa outperform HSTU and *FuXi- α* in TPS, likely due to their exclusion of temporal information encoding, which, while performance-enhancing, is time-intensive. Consequently, *FuXi- α* achieves similar TPS to HSTU but significantly better overall performance, as seen in Tables 2 and 3.

6.4 Ablation Study (RQ3)

To assess the effectiveness of sub-modules in our *FuXi- α* architecture, we analyze three model variants: (1) **Base Model**: Replaces the AMS module with the vanilla self-attention layer from SASRec and substitutes the MFFN module with a single-stage MLP from HSTU. (2) **w/o AMS**: Replaces the AMS module with the vanilla self-attention layer. (3) **w/o MFFN**: Substitutes the MFFN module with a single-stage MLP.

Table 5 presents the ablation results, revealing the critical role of each component in model performance. Notably, removing the second stage of the MFFN results in a significant performance drop, emphasizing the importance of thorough implicit feature interactions. Despite this, the model still outperforms HSTU, demonstrating the effectiveness of our approach in capturing temporal and positional information. Additionally, replacing the AMS with the vanilla self-attention layer leads to a marked performance decline, highlighting the necessity of explicit feature interactions and effective use of temporal and positional data in recommendation tasks. These results confirm the essential contributions of each module to the model’s predictive capability.

6.5 Hyperparameter Study (RQ4)

We examine the effects of various hyper-parameters on *FuXi- α* , focusing on (1) the number of layers, (2) the hidden dimension, and (3) the number of negative samples for training. Due to space constraints, we present only NDCG@10 and HR@10 results for the MovieLens-1M and KuaiRand datasets. Results for other metrics (NDCG@50, HR@50, MRR) and datasets (MovieLens-20M) are

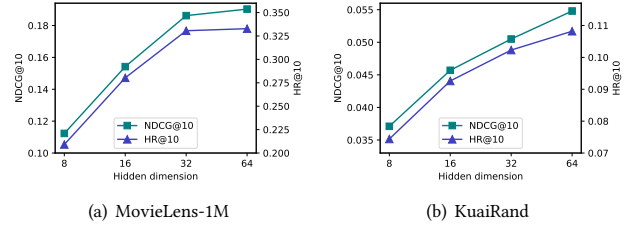


Figure 7: Performances with different hidden dimension.

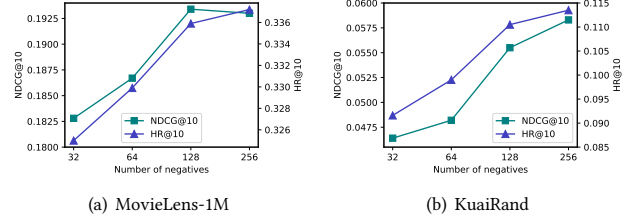


Figure 8: Diverse negative sample counts in performances.

similar but omitted. We alter one hyper-parameter at a time while keeping others constant to ensure fair comparisons.

6.5.1 The number of layers Increasing layers is a rapid method to scale model parameters and enhance *FuXi- α* ’s representational capacity. We vary layers from 2 to 16, as shown in Figure 6. On MovieLens-1M, performance improves from 2 to 8 layers, but declines at 16 layers. Conversely, on KuaiRand, performance consistently increases from 2 to 16 layers. This may be due to MovieLens-1M’s smaller size limiting parameter scaling.

6.5.2 The hidden dimension Uniform embedding and self-attention hidden dimensions are used across datasets. Increasing hidden dimensions enhances item representation and self-attention similarity accuracy. Adjusting dimensions from 8 to 64, Figure 7 shows performance on MovieLens-1M saturates at 32 dimensions, with minimal gains beyond. In contrast, KuaiRand performance steadily improves across all dimensions.

6.5.3 Negative Samples The influence of negative sampling on large recommendation models has been overlooked in studies on LLM scaling laws [21, 24]. We vary negative samples from 32 to 256, with results in Figure 8. Performance improves on both datasets even beyond 64 negative samples, with gains from negative sampling surpassing those from layer increases. This underscores the critical role of negative sampling in enhancing models’ performance.

6.6 Online A/B Test

In a main scenario of Huawei Music, we conducted a 7-day online A/B test to evaluate the performance of our new model, *FuXi- α* , utilizing 30% of the user traffic. The results demonstrated that *FuXi- α* achieved significant improvements compared to a well-optimized multi-channel retrieval baseline that has been refined over several years. Specifically, the average number of songs played per user increased by 4.67%, while the average listening duration per user rose by 5.10%. These findings indicate that *FuXi- α* excels in enhancing user interaction and engagement, particularly by improving user experience and increasing platform usage time. After evaluation of

several weeks, the *FuXi- α* had become an inherent channel in this scenario to serve most of the online traffic.

7 CONCLUSION

In our paper, we proposed a novel model called *FuXi- α* , which leverages Adaptive Multi-channel Self-attention to enhance the interactions with temporal and positional features, and Multi-stage Feed-Forward Networks (MFFNs) to facilitate implicit interactions. Our offline and online A/B experiments demonstrate that *FuXi- α* consistently outperforms prior models, and reveal the effectiveness of each component. Additionally, the performance continually improves while scaling up our model, highlighting its potential for large-scale recommendation systems. In future work, we plan to extend our model to tackle more complex recommendation problems, such as multi-behavior and multi-modal recommendations, and to apply our model to scenarios involving long sequences.

References

- [1] Josh Achiam, Steven Adler, Sandhini Agarwal, Lama Ahmad, Ilge Akkaya, Florencia Leoni Aleman, Diogo Almeida, Janko Altmenschmidt, Sam Altman, Shyamal Anadkat, et al. 2023. Gpt-4 technical report. *arXiv preprint arXiv:2303.08774* (2023).
- [2] Newsha Ardalani, Carole-Jean Wu, Zeliang Chen, Bhargav Bhushanam, and Adnan Aziz. 2022. Understanding scaling laws for recommendation models. *arXiv preprint arXiv:2208.08489* (2022).
- [3] Tom B Brown. 2020. Language models are few-shot learners. *arXiv preprint arXiv:2005.14165* (2020).
- [4] Junyi Chen, Lu Chi, Bingyue Peng, and Zehuan Yuan. 2024. HLLM: Enhancing Sequential Recommendations via Hierarchical Large Language Models for Item and User Modeling. *arXiv preprint arXiv:2409.12740* (2024).
- [5] Xu Chen, Hongteng Xu, Yongfeng Zhang, Jiaxi Tang, Yixin Cao, Zheng Qin, and Hongyuan Zha. 2018. Sequential recommendation with user memory networks. In *Proceedings of the eleventh ACM international conference on web search and data mining*. 108–116.
- [6] Heng-Tze Cheng, Levent Koc, Jeremiah Harmsen, Tal Shaked, Tushar Chandra, Hrishu Aradhya, Glen Anderson, Greg Corrado, Wei Chai, Mustafa Isipir, Rohan Anil, Zakaria Haque, Lichan Hong, Vihan Jain, Xiaobing Liu, and Hemal Shah. 2016. Wide & Deep Learning for Recommender Systems. *arXiv:1606.07792* [cs.LG] <https://arxiv.org/abs/1606.07792>
- [7] Sharad Chitlangia, Krishna Reddy Kesari, and Rajat Agarwal. 2023. Scaling generative pre-training for user ad activity sequences. (2023).
- [8] Paul Covington, Jay Adams, and Emre Sargin. 2016. Deep neural networks for youtube recommendations. In *Proceedings of the 10th ACM conference on recommender systems*. 191–198.
- [9] Mostafa Dehghani, Josip Djolonga, Basil Mustafa, Piotr Padlewski, Jonathan Heek, Justin Gilmer, Andreas Steiner, Mathilde Caron, Robert Geirhos, Ibrahim Alabdulmohsin, Rodolphe Jenatton, Lucas Beyer, Michael Tschannen, Anurag Arnab, Xiao Wang, Carlos Riquelme, Matthias Minderer, Joan Puigcerver, Utku Evci, Manoj Kumar, Sjoerd van Steenkiste, Gamaleldin F. Elsayed, Aravindh Mahendran, Fisher Yu, Avital Oliver, Fantine Huot, Jasmijn Bastings, Mark Patrick Collier, Alexey Gritsenko, Vighnesh Birodkar, Cristina Vasconcelos, Yi Tay, Thomas Mensink, Alexander Kolesnikov, Filip Pavetić, Dustin Tran, Thomas Kipf, Mario Lučić, Xiaohua Zhai, Daniel Keysers, Jeremiah Harmsen, and Neil Houlsby. 2023. Scaling Vision Transformers to 22 Billion Parameters. *arXiv:2302.05442* [cs.CV] <https://arxiv.org/abs/2302.05442>
- [10] Abhimanyu Dubey, Abhinav Jauhri, Abhinav Pandey, Abhishek Kadian, Ahmad Al-Dahle, Aiesha Letman, Akhil Mathur, Alan Schelten, Amy Yang, Angela Fan, et al. 2024. The llama 3 herd of models. *arXiv preprint arXiv:2407.21783* (2024).
- [11] Stefan Elfving, Eiji Uchibe, and Kenji Doya. 2018. Sigmoid-weighted linear units for neural network function approximation in reinforcement learning. *Neural networks* 107 (2018), 3–11.
- [12] Jonas Gehring, Michael Auli, David Grangier, Denis Yarats, and Yann N Dauphin. 2017. Convolutional sequence to sequence learning. In *International conference on machine learning*. PMLR, 1243–1252.
- [13] Huifeng Guo, Ruiming Tang, Yunming Ye, Zhenguo Li, and Xiuqiang He. 2017. DeepFM: A Factorization-Machine based Neural Network for CTR Prediction. *arXiv:1703.04247* [cs.LG] <https://arxiv.org/abs/1703.04247>
- [14] Wei Guo, Hao Wang, Luankang Zhang, Jin Yao Chin, Zhongzhou Liu, Kai Cheng, Qiushi Pan, Yi Quan Lee, Wanqi Xue, Tingjia Shen, et al. 2024. Scaling New Frontiers: Insights into Large Recommendation Models. *arXiv preprint arXiv:2412.00714* (2024).
- [15] Xingzhuo Guo, Junwei Pan, Ximei Wang, Baixu Chen, Jie Jiang, and Mingsheng Long. 2023. On the Embedding Collapse when Scaling up Recommendation Models. *arXiv preprint arXiv:2310.04400* (2023).
- [16] Yongqiang Han, Hao Wang, Kefan Wang, Likang Wu, Zhi Li, Wei Guo, Yong Liu, Defu Lian, and Enhong Chen. 2024. Efficient Noise-Decoupling for Multi-Behavior Sequential Recommendation. In *Proceedings of the ACM on Web Conference 2024*. 3297–3306.
- [17] Yongqiang Han, Likang Wu, Hao Wang, Guifeng Wang, Mengdi Zhang, Zhi Li, Defu Lian, and Enhong Chen. 2023. Guesr: A global unsupervised data-enhancement with bucket-cluster sampling for sequential recommendation. In *International Conference on Database Systems for Advanced Applications*. Springer, 286–296.
- [18] Xiangnan He and Tat-Seng Chua. 2017. Neural Factorization Machines for Sparse Predictive Analytics. *arXiv:1708.05027* [cs.LG] <https://arxiv.org/abs/1708.05027>
- [19] Tom Henighan, Jared Kaplan, Mor Katz, Mark Chen, Christopher Hesse, Jacob Jackson, Heewoo Jun, Tom B Brown, Prafulla Dhariwal, Scott Gray, et al. 2020. Scaling laws for autoregressive generative modeling. *arXiv preprint arXiv:2010.14701* (2020).
- [20] B Hidasi. 2015. Session-based Recommendations with Recurrent Neural Networks. *arXiv preprint arXiv:1511.06939* (2015).
- [21] Jordan Hoffmann, Sebastian Borgeaud, Arthur Mensch, Elena Buchatskaya, Trevor Cai, Eliza Rutherford, Diego de Las Casas, Lisa Anne Hendricks, Johannes Welbl, Aidan Clark, et al. 2022. Training compute-optimal large language models. *arXiv preprint arXiv:2203.15556* (2022).
- [22] Jin Huang, Wayne Xin Zhao, Hongjian Dou, Ji-Rong Wen, and Edward Y Chang. 2018. Improving sequential recommendation with knowledge-enhanced memory networks. In *The 41st international ACM SIGIR conference on research & development in information retrieval*. 505–514.
- [23] Wang-Cheng Kang and Julian McAuley. 2018. Self-attentive sequential recommendation. In *2018 IEEE international conference on data mining (ICDM)*. IEEE, 197–206.
- [24] Jared Kaplan, Sam McCandlish, Tom Henighan, Tom B Brown, Benjamin Chess, Rewon Child, Scott Gray, Alec Radford, Jeffrey Wu, and Dario Amodei. 2020. Scaling laws for neural language models. *arXiv preprint arXiv:2001.08361* (2020).
- [25] Anton Klenitskiy and Alexey Vasilev. 2023. Turning Dross Into Gold Loss: is BERT4Rec really better than SASRec?. In *Proceedings of the 17th ACM Conference on Recommender Systems (RecSys '23)*. ACM, 1120–1125. <https://doi.org/10.1145/3604915.3610644>
- [26] John P Kotter. 2012. Accelerate. *Harvard business review* 90, 11 (2012), 45–58.
- [27] Honghao Li, Yiwen Zhang, Yi Zhang, Hanwei Li, Lei Sang, and Jieming Zhu. 2024. DCNV3: Towards Next Generation Deep Cross Network for CTR Prediction. *arXiv:2407.13349* [cs.LG] <https://arxiv.org/abs/2407.13349>
- [28] Jing Li, Pengjie Ren, Zhumin Chen, Zhaochun Ren, Tao Lian, and Jun Ma. 2017. Neural attentive session-based recommendation. In *Proceedings of the 2017 ACM on Conference on Information and Knowledge Management*. 1419–1428.
- [29] Jiacheng Li, Yujie Wang, and Julian McAuley. 2020. Time interval aware self-attention for sequential recommendation. In *Proceedings of the 13th international conference on web search and data mining*. 322–330.
- [30] Li Li, Jiawei Peng, Huiyi Chen, Chongyang Gao, and Xu Yang. 2024. How to configure good in-context sequence for visual question answering. In *Proceedings of the IEEE/CVF Conference on Computer Vision and Pattern Recognition*. 26710–26720.
- [31] Zeyu Li, Wei Cheng, Yang Chen, Haifeng Chen, and Wei Wang. 2020. Interpretable click-through rate prediction through hierarchical attention. In *Proceedings of the 13th international conference on web search and data mining*. 313–321.
- [32] Zekun Li, Zeyu Cui, Shu Wu, Xiaoyu Zhang, and Liang Wang. 2019. Fi-gnn: Modeling feature interactions via graph neural networks for ctr prediction. In *Proceedings of the 28th ACM international conference on information and knowledge management*. 539–548.
- [33] Jianxun Lian, Xiaohuan Zhou, Fuzheng Zhang, Zhongxia Chen, Xing Xie, and Guangzhong Sun. 2018. xdeepfm: Combining explicit and implicit feature interactions for recommender systems. In *Proceedings of the 24th ACM SIGKDD international conference on knowledge discovery & data mining*. 1754–1763.
- [34] Bin Liu, Ruiming Tang, Yingzhi Chen, Jinkai Yu, Huifeng Guo, and Yuzhou Zhang. 2019. Feature generation by convolutional neural network for click-through rate prediction. In *The World Wide Web Conference*. 1119–1129.
- [35] Qiang Liu, Feng Yu, Shu Wu, and Liang Wang. 2015. A convolutional click prediction model. In *Proceedings of the 24th ACM international conference on information and knowledge management*. 1743–1746.
- [36] Weiwen Liu, Wei Guo, Yong Liu, Ruiming Tang, and Hao Wang. 2023. User Behavior Modeling with Deep Learning for Recommendation: Recent Advances. In *Proceedings of the 17th ACM Conference on Recommender Systems*. 1286–1287.
- [37] Zihan Liu, Yupeng Hou, and Julian McAuley. 2024. Multi-Behavior Generative Recommendation. *arXiv preprint arXiv:2405.16871* (2024).
- [38] Adam Paszke, Sam Gross, Francisco Massa, Adam Lerer, James Bradbury, Gregory Chanan, Trevor Killeen, Zeming Lin, Natalia Gimelshein, Luca Antiga, et al. 2019. Pytorch: An imperative style, high-performance deep learning library. *Advances*

- in neural information processing systems 32 (2019).
- [39] Yingzhe Peng, Xinting Hu, Jiawei Peng, Xin Geng, Xu Yang, et al. [n. d.]. LIVE: Learnable In-Context Vector for Visual Question Answering. In *The Thirty-eighth Annual Conference on Neural Information Processing Systems*.
- [40] Yanru Qu, Han Cai, Kan Ren, Weinan Zhang, Yong Yu, Ying Wen, and Jun Wang. 2016. Product-based Neural Networks for User Response Prediction. arXiv:1611.00144 [cs.LG] <https://arxiv.org/abs/1611.00144>
- [41] Yanru Qu, Bohui Fang, Weinan Zhang, Ruiming Tang, Minzhe Niu, Hui Feng Guo, Yong Yu, and Xiuqiang He. 2018. Product-based Neural Networks for User Response Prediction over Multi-field Categorical Data. arXiv:1807.00311 [cs.IR] <https://arxiv.org/abs/1807.00311>
- [42] Colin Raffel, Noam Shazeer, Adam Roberts, Katherine Lee, Sharan Narang, Michael Matena, Yanqi Zhou, Wei Li, and Peter J Liu. 2020. Exploring the limits of transfer learning with a unified text-to-text transformer. *Journal of machine learning research* 21, 140 (2020), 1–67.
- [43] Steffen Rendle. 2010. Factorization machines. In *2010 IEEE International conference on data mining*. IEEE, 995–1000.
- [44] Steffen Rendle, Christoph Freudenthaler, Zeno Gantner, and Lars Schmidt-Thieme. 2012. BPR: Bayesian personalized ranking from implicit feedback. *arXiv preprint arXiv:1205.2618* (2012).
- [45] Steffen Rendle, Christoph Freudenthaler, and Lars Schmidt-Thieme. 2010. Factorizing personalized markov chains for next-basket recommendation. In *Proceedings of the 19th international conference on World wide web*. 811–820.
- [46] Noam Shazeer. 2020. Glu variants improve transformer. *arXiv preprint arXiv:2002.05202* (2020).
- [47] Tingjia Shen, Hao Wang, Chuhan Wu, Jin Yao Chin, Wei Guo, Yong Liu, Hui Feng Guo, Defu Lian, Ruiming Tang, and Enhong Chen. 2024. Predictive Models in Sequential Recommendations: Bridging Performance Laws with Data Quality Insights. *arXiv preprint arXiv:2412.00430* (2024).
- [48] Tingjia Shen, Hao Wang, Jiaqing Zhang, Sirui Zhao, Liangyu Li, Zulong Chen, Defu Lian, and Enhong Chen. 2024. Exploring User Retrieval Integration towards Large Language Models for Cross-Domain Sequential Recommendation. *arXiv preprint arXiv:2406.03085* (2024).
- [49] Kyuyong Shin, Hanock Kwak, Su Young Kim, Max Nihlén Ramström, Jisu Jeong, Jung-Woo Ha, and Kyung-Min Kim. 2023. Scaling law for recommendation models: Towards general-purpose user representations. In *Proceedings of the AAAI Conference on Artificial Intelligence*, Vol. 37. 4596–4604.
- [50] Weiping Song, Chence Shi, Zhiping Xiao, Zhijian Duan, Yewen Xu, Ming Zhang, and Jian Tang. 2019. Autoint: Automatic feature interaction learning via self-attentive neural networks. In *Proceedings of the 28th ACM international conference on information and knowledge management*. 1161–1170.
- [51] Fei Sun, Jun Liu, Jian Wu, Changhua Pei, Xiao Lin, Wenwu Ou, and Peng Jiang. 2019. BERT4Rec: Sequential recommendation with bidirectional encoder representations from transformer. In *Proceedings of the 28th ACM international conference on information and knowledge management*. 1441–1450.
- [52] Jiayi Tang and Ke Wang. 2018. Personalized top-n sequential recommendation via convolutional sequence embedding. In *Proceedings of the eleventh ACM international conference on web search and data mining*. 565–573.
- [53] Hugo Touvron, Thibaut Lavril, Gautier Izacard, Xavier Martinet, Marie-Anne Lachaux, Timothée Lacroix, Baptiste Rozière, Naman Goyal, Eric Hambro, Faisal Azhar, et al. 2023. Llama: Open and efficient foundation language models. *arXiv preprint arXiv:2302.13971* (2023).
- [54] A Vaswani. 2017. Attention is all you need. *Advances in Neural Information Processing Systems* (2017).
- [55] Hao Wang, Defu Lian, Hanghang Tong, Qi Liu, Zhenya Huang, and Enhong Chen. 2021. Hypersorec: Exploiting hyperbolic user and item representations with multiple aspects for social-aware recommendation. *ACM Transactions on Information Systems (TOIS)* 40, 2 (2021), 1–28.
- [56] Hao Wang, Tong Xu, Qi Liu, Defu Lian, Enhong Chen, Dongfang Du, Han Wu, and Wen Su. 2019. MCNE: An end-to-end framework for learning multiple conditional network representations of social network. In *Proceedings of the 25th ACM SIGKDD international conference on knowledge discovery & data mining*. 1064–1072.
- [57] Hao Wang, Mingjia Yin, Luankang Zhang, Sirui Zhao, and Enhong Chen. [n. d.]. MF-GSLAE: A Multi-Factor User Representation Pre-training Framework for Dual-Target Cross-Domain Recommendation. *ACM Transactions on Information Systems* ([n. d.]).
- [58] Ruoxi Wang, Bin Fu, Gang Fu, and Mingliang Wang. 2017. Deep & cross network for ad click predictions. In *Proceedings of the ADKDD'17*. 1–7.
- [59] Ruoxi Wang, Rakesh Shivanna, Derek Cheng, Sagar Jain, Dong Lin, Lichan Hong, and Ed Chi. 2021. Dcn v2: Improved deep & cross network and practical lessons for web-scale learning to rank systems. In *Proceedings of the web conference 2021*. 1785–1797.
- [60] Likang Wu, Zhi Zheng, Zhaopeng Qiu, Hao Wang, Hongchao Gu, Tingjia Shen, Chuan Qin, Chen Zhu, Hengshu Zhu, Qi Liu, et al. 2024. A survey on large language models for recommendation. *World Wide Web* 27, 5 (2024), 60.
- [61] Shu Wu, Yuyuan Tang, Yanqiao Zhu, Liang Wang, Xing Xie, and Tieniu Tan. 2019. Session-based recommendation with graph neural networks. In *Proceedings of the AAAI conference on artificial intelligence*, Vol. 33. 346–353.
- [62] Wenjia Xie, Hao Wang, Luankang Zhang, Rui Zhou, Defu Lian, and Enhong Chen. 2024. Breaking Determinism: Fuzzy Modeling of Sequential Recommendation Using Discrete State Space Diffusion Model. *arXiv preprint arXiv:2410.23994* (2024).
- [63] Wenjia Xie, Rui Zhou, Hao Wang, Tingjia Shen, and Enhong Chen. 2024. Bridging User Dynamics: Transforming Sequential Recommendations with Schrödinger Bridge and Diffusion Models. In *Proceedings of the 33rd ACM International Conference on Information and Knowledge Management*. 2618–2628.
- [64] Xiang Xu, Hao Wang, Wei Guo, Luankang Zhang, Wanshan Yang, Runlong Yu, Yong Liu, Defu Lian, and Enhong Chen. 2024. Multi-granularity Interest Retrieval and Refinement Network for Long-Term User Behavior Modeling in CTR Prediction. *arXiv preprint arXiv:2411.15005* (2024).
- [65] Xu Yang, Yingzhe Peng, Haoxuan Ma, Shuo Xu, Chi Zhang, Yucheng Han, and Hanwang Zhang. 2023. Lever LM: configuring in-context sequence to lever large vision language models. In *The Thirty-eighth Annual Conference on Neural Information Processing Systems*.
- [66] Xu Yang, Yongliang Wu, Mingzhuo Yang, Haokun Chen, and Xin Geng. 2024. Exploring diverse in-context configurations for image captioning. *Advances in Neural Information Processing Systems* 36 (2024).
- [67] Mingjia Yin, Hao Wang, Wei Guo, Yong Liu, Zhi Li, Sirui Zhao, Zhen Wang, Defu Lian, and Enhong Chen. 2024. Learning Partially Aligned Item Representation for Cross-Domain Sequential Recommendation. *arXiv preprint arXiv:2405.12473* (2024).
- [68] Mingjia Yin, Hao Wang, Wei Guo, Yong Liu, Suojuan Zhang, Sirui Zhao, Defu Lian, and Enhong Chen. 2024. Dataset regeneration for sequential recommendation. In *Proceedings of the 30th ACM SIGKDD Conference on Knowledge Discovery and Data Mining*. 3954–3965.
- [69] Mingjia Yin, Hao Wang, Xiang Xu, Likang Wu, Sirui Zhao, Wei Guo, Yong Liu, Ruiming Tang, Defu Lian, and Enhong Chen. 2023. APGL4SR: A Generic Framework with Adaptive and Personalized Global Collaborative Information in Sequential Recommendation. In *Proceedings of the 32nd ACM International Conference on Information and Knowledge Management*. 3009–3019.
- [70] Mingjia Yin, Chuhan Wu, Yufei Wang, Hao Wang, Wei Guo, Yasheng Wang, Yong Liu, Ruiming Tang, Defu Lian, and Enhong Chen. 2024. Entropy law: The story behind data compression and llm performance. *arXiv preprint arXiv:2407.06645* (2024).
- [71] Jiaqi Zhai, Lucy Liao, Xing Liu, Yueming Wang, Rui Li, Xuan Cao, Leon Gao, Zhaojie Gong, Fangda Gu, Michael He, et al. 2024. Actions speak louder than words: Trillion-parameter sequential transducers for generative recommendations. *arXiv preprint arXiv:2402.17152* (2024).
- [72] Jiaqi Zhai, Lucy Liao, Xing Liu, Yueming Wang, Rui Li, Xuan Cao, Leon Gao, Zhaojie Gong, Fangda Gu, Michael He, et al. 2024. Actions speak louder than words: Trillion-parameter sequential transducers for generative recommendations. *arXiv preprint arXiv:2402.17152* (2024).
- [73] Xiaohua Zhai, Alexander Kolesnikov, Neil Houlsby, and Lucas Beyer. 2022. Scaling Vision Transformers. arXiv:2106.04560 [cs.CV] <https://arxiv.org/abs/2106.04560>
- [74] Xiaohua Zhai, Alexander Kolesnikov, Neil Houlsby, and Lucas Beyer. 2022. Scaling vision transformers. In *Proceedings of the IEEE/CVF conference on computer vision and pattern recognition*. 12104–12113.
- [75] Biao Zhang and Rico Sennrich. 2019. Root Mean Square Layer Normalization. In *Advances in Neural Information Processing Systems 32: Annual Conference on Neural Information Processing Systems 2019, NeurIPS 2019, December 8-14, 2019, Vancouver, BC, Canada*, Hanna M. Wallach, Hugo Larochelle, Alina Beygelzimer, Florence d'Alché-Buc, Emily B. Fox, and Roman Garnett (Eds.). 12360–12371. <https://proceedings.neurips.cc/paper/2019/hash/1e8a19426224ca89e83cef47f1e7f53b-Abstract.html>
- [76] Gaowei Zhang, Yupeng Hou, Hongyu Lu, Yu Chen, Wayne Xin Zhao, and Ji-Rong Wen. 2023. Scaling Law of Large Sequential Recommendation Models. *arXiv preprint arXiv:2311.11351* (2023).
- [77] Luankang Zhang, Hao Wang, Suojuan Zhang, Mingjia Yin, Yongqiang Han, Jiaqing Zhang, Defu Lian, and Enhong Chen. 2024. A Unified Framework for Adaptive Representation Enhancement and Inversed Learning in Cross-Domain Recommendation. *arXiv preprint arXiv:2404.00268* (2024).
- [78] Weinan Zhang, Tianming Du, and Jun Wang. 2016. Deep Learning over Multi-field Categorical Data: –A Case Study on User Response Prediction. In *Advances in Information Retrieval: 38th European Conference on IR Research, ECIR 2016, Padua, Italy, March 20–23, 2016. Proceedings* 38. Springer, 45–57.
- [79] Xikun Zhang, Dongjin Song, Yushan Jiang, Yixin Chen, and Dacheng Tao. 2024. Learning System Dynamics without Forgetting. *arXiv preprint arXiv:2407.00717* (2024).
- [80] Xikun Zhang, Dongjin Song, and Dacheng Tao. 2022. Cglb: Benchmark tasks for continual graph learning. *Advances in Neural Information Processing Systems* 35 (2022), 13006–13021.
- [81] Xikun Zhang, Dongjin Song, and Dacheng Tao. 2022. Hierarchical prototype networks for continual graph representation learning. *IEEE Transactions on Pattern Analysis and Machine Intelligence* 45, 4 (2022), 4622–4636.

- [82] Xikun Zhang, Chang Xu, and Dacheng Tao. 2020. Context aware graph convolution for skeleton-based action recognition. In *Proceedings of the IEEE/CVF conference on computer vision and pattern recognition*. 14333–14342.
- [83] Xikun Zhang, Chang Xu, Xinmei Tian, and Dacheng Tao. 2019. Graph edge convolutional neural networks for skeleton-based action recognition. *IEEE transactions on neural networks and learning systems* 31, 8 (2019), 3047–3060.
- [84] Yuren Zhang, Enhong Chen, Binbin Jin, Hao Wang, Min Hou, Wei Huang, and Runlong Yu. 2022. Clustering based behavior sampling with long sequential data for CTR prediction. In *Proceedings of the 45th International ACM SIGIR Conference on Research and Development in Information Retrieval*. 2195–2200.