








Propagation-induced Frequency-dependent Polarization Properties of Fast Radio Burst*

WEI-YANG WANG (王维扬) ¹, XIAOHUI LIU (刘小辉) ^{2,1}, DONGZI LI (李冬子) ^{3,4}, BING ZHANG (张冰) ^{5,6},
CHEN-HUI NIU (牛晨辉) ⁷, JIFENG LIU (刘继峰)^{1,8,9}, RENXIN XU (徐仁新) ^{10,11} AND WEIWEI ZHU (朱炜玮) ^{2,9}

¹*School of Astronomy and Space Science, University of Chinese Academy of Sciences, Beijing 100049, Peoples Republic of China*

²*National Astronomical Observatories, Chinese Academy of Sciences, Beijing 100101, Peoples Republic of China*

³*TAPIR, California Institute of Technology, Pasadena, CA 91125, USA*

⁴*Department of Astrophysical Sciences, Princeton University, Princeton, NJ 08544, USA*

⁵*The Nevada Center for Astrophysics, University of Nevada, Las Vegas, NV 89154*

⁶*Department of Physics and Astronomy, University of Nevada, Las Vegas, NV 89154, USA*

⁷*Institute of Astrophysics, Central China Normal University, Wuhan 430079, Peoples Republic of China*

⁸*New Cornerstone Science Laboratory, National Astronomical Observatories, Chinese Academy of Sciences, Beijing 100101, Peoples Republic of China*

⁹*Institute for Frontiers in Astronomy and Astrophysics, Beijing Normal University, Beijing 102206, Peoples Republic of China*

¹⁰*School of Physics and State Key Laboratory of Nuclear Physics and Technology, Peking University, Beijing 100871, Peoples Republic of China*

¹¹*Kavli Institute for Astronomy and Astrophysics, Peking University, Beijing 100871, Peoples Republic of China*

ABSTRACT

Frequency-dependent polarization properties provide crucial insights into the radiation mechanisms and magnetic environments of fast radio bursts (FRBs). We explore an analytical solution of radiative transfer of the polarization properties of FRBs as a strong incoming wave propagates in a homogeneous magnetized plasma. The cases of a thermal plasma is studied in more detail. The rotational axis of the polarization spectrum undergoes precession with frequency on the Poincaré sphere when the medium has both strong Faraday rotation and conversion. Such precession on the Poincaré sphere could occur in hot or cold plasma with a strong magnetic field component perpendicular to the line of sight. The analytical solution with the mixing Faraday case offers a more physical description of the physical properties of the magnetic environment of FRBs than the empirical “generalized Faraday rotation” method commonly adopted in the literature. Significant absorption can exist in a dense plasma medium, which may give rise to a highly circularly polarized outgoing wave. The frequency-dependent Stokes parameters may be associated with reversing rotation measures or the presence of a persistent radio source around an FRB.

Keywords: Plasma astrophysics (1261) — Radiative transfer (1335) — Radio bursts (1339) — Radio transient sources (2008) — Radiative processes (2055)

1. INTRODUCTION

Fast radio bursts (FRBs) are extragalactic bursts lasting just milliseconds (Lorimer et al. 2007; Thornton et al. 2013; Petroff et al. 2019), yet their origins remain mysteries (Zhang 2023). Among the hundreds and thousands of detected sources, one has been detected within

the Milky Way, whose source was confirmed as a Galactic magnetar (Bochenek et al. 2020; CHIME/FRB Collaboration et al. 2020). This suggests that at least some FRBs originate from magnetars.

Polarization features of such individual bright pulses have garnered significant attention due to their potential insights into the underlying astrophysical processes. Although only a small fraction of FRB sources have been measured for polarization, they exhibit various polarization properties. Most sources and bursts from repeating FRBs display flat polarization position angles (PAs) (Michilli et al. 2018; Hilmarsson et al. 2021; Nimmo

Corresponding author: Wei-Yang Wang
wywang@ucas.ac.cn

* Released on March, 1st, 2021

et al. 2021), while others show irregular variations (Luo et al. 2020; Jiang et al. 2022; Kumar et al. 2022; Xu et al. 2022). Notably, three bursts from FRB 20201124A exhibit sudden jumps in PA (Niu et al. 2024). Most bursts are highly linearly polarized, some show significant circular polarization (Day et al. 2020; Kumar et al. 2022; Xu et al. 2022; Zhang et al. 2023b; Jiang et al. 2024). These polarization properties might reflect intrinsic mechanisms arising from the magnetosphere of neutron stars (Wang et al. 2022b,c; Zhang 2022; Qu & Zhang 2023, 2024).

Some polarization properties are readily attributed to propagation effects. The most straightforward one is Faraday rotation, which is caused by the propagation delay between left- and right-handed circular polarisation modes when a linearly polarised radio wave travels along a magnetic field through a cold magnetized plasma. This has been quantitatively described by the rotation measure (RM) that has been measured in many FRB sources. Some sources show long-term RM evolution; some show RM variations within a timescale as short as several days or even hours (Michilli et al. 2018; Luo et al. 2020; Xu et al. 2022; Xie et al. 2024); while some others such as FRB 20220912A show a near-zero and stable RM over two months (Zhang et al. 2023b; Feng et al. 2024). A good fraction of repeating FRB sources, e.g. FRB 20180301A, FRB 20190303A, FRB 20190520B, and FRBs 20200929C, were reported to show sign changes of RM, which is indicative of reversal of the parallel component of the magnetic field configuration along the line of sight (Dai et al. 2022; Anna-Thomas et al. 2023; Kumar et al. 2023; Ng et al. 2024).

Four FRBs, FRB 20180301A, FRB 20201124A, FRB 20210912A, and FRB 20230708A have been found to exhibit frequency-dependent polarization properties, including linear and circular polarization degrees and PAs (Kumar et al. 2022; Xu et al. 2022; Kumar et al. 2023; Bera et al. 2024). Their frequency spectra of both circular and linear polarizations show oscillating features, which have been empirically interpreted as the signature of “generalized Faraday rotation” (GFR) (Melrose 1997; Kennett & Melrose 1998). This effect involves the partial conversion of linear polarization into circular polarization, driven by the process of Faraday conversion. Such phenomena have also been found in two radio pulsars, magnetar XTE J1810–197 and the long-period radio transient GPM J1839–10 (Lower et al. 2024; Uttarkar et al. 2024; Men et al. 2025).

These key observational results call for developing a physical propagation model of polarization properties of radio waves, which can be used to diagnose the environ-

ments of FRBs. A realistic plasma medium around an FRB source likely has a mix of Faraday rotation and conversion with possible accompanying radiation and absorption (e.g. from a persistent radio source). For such a complex environment, there is no simple, catch-all model to describe the observational effects using a simple model involving standard Faraday rotation. We explore a more general model of radiative transfer of polarization properties of radio waves in a complex environment involving Faraday rotation, conversion, and absorption and derive analytical solutions. We apply the model to discuss some complex frequency-dependent polarization properties observed in some FRBs. The paper is organized as follows. The radiative transfer of the polarized emission is discussed in two general scenarios in Section 2. We exhibit some spectro-polarimetric simulation results in Section 3. Some implications are discussed in Section 4 and 5, and the consequences are summarized in Section 6.

2. RADIATIVE TRANSFER OF POLARIZED EMISSION IN A MAGNETIZED PLASMA MEDIUM

In Section 2.1, we provide an analytical solution to the radiative transfer equation of polarized waves. The elements of the matrix in the transformation equation, for instance, emissivity, absorption and Faraday mixing coefficients, are determined by the energy distribution of the medium plasma. Meanwhile, the relativistic effects of the plasma also affect the propagation of FRB waves in the medium. We discuss both cold (non-relativistic) and hot plasma (relativistic) in Section 2.2 and Section 2.3.

2.1. Radiative transfer of polarized waves

Consider a polarized radiation propagating in a homogeneous magnetized plasma with complex properties. The transfer of the polarized emission in the Stokes basis can be described by (Sazonov 1969)

$$\frac{d\vec{S}}{ds} = \vec{\epsilon} - \mathbf{M}\vec{S}, \quad (1)$$

or explicitly

$$\frac{d}{ds} \begin{pmatrix} I \\ Q \\ U \\ V \end{pmatrix} = \begin{pmatrix} \epsilon_I \\ \epsilon_Q \\ \epsilon_U \\ \epsilon_V \end{pmatrix} - \begin{pmatrix} \eta_I & \eta_Q & \eta_U & \eta_V \\ \eta_Q & \eta_I & \rho_V & -\rho_U \\ \eta_U & -\rho_V & \eta_I & \rho_Q \\ \eta_V & \rho_U & -\rho_Q & \eta_I \end{pmatrix} \begin{pmatrix} I \\ Q \\ U \\ V \end{pmatrix}, \quad (2)$$

where s is the path length, ϵ_S , η_S and ρ_S are emissivity, absorption and Faraday mixing coefficients, respectively. Note that by rotating the coordinate system

(see Figure 11 in Appendix for the rotated coordinate), $U = 0$ can be satisfied for a single electron, leading to $\epsilon_U = \eta_U = \rho_U = 0$. One can adopt these simplified coefficients without losing generality.

We define the optical depth as $\tau = \eta_I s$. For a homogeneous, stationary medium, the general solution of the transfer equation for a weakly anisotropic dielectric tensor is

$$\vec{S} = \vec{\epsilon} s + \vec{X} \exp(-\tau) + \vec{C}_0. \quad (3)$$

Different solutions have been obtained for different limiting cases. For instance, a no-absorption solution is given by Pacholczyk & Swihart (1975), and another solution

that converges to a non-zero finite value at $\tau \rightarrow \infty$ was derived by Jones & O'Dell (1977). These limiting cases do not apply to FRBs, which are extremely bright single radio pulses.

Conservatively, one estimates that the bright temperature of an FRB typically exceeds 10^{35} K at GHz band. In a thermal plasma, the absorption coefficients can be calculated according to Kirchhoff's law, i.e., $\eta_S = \epsilon_S/B_\nu$, where B_ν is the Planck function. Therefore, the initial incoming radiation has $S_0/B_\nu = \eta_S S_0/\epsilon_S \gg 1$ (the superscript "0" for $s = 0$). The vector of $\vec{\epsilon}$ can be neglected, equivalent to a no-emission medium.

With the absence of emissivity, the solution of the transfer equation can be written as

$$\begin{pmatrix} I \\ Q \\ U \\ V \end{pmatrix} = \exp(-\tau) \left[\begin{pmatrix} \frac{1}{2}(1+q^2+v^2) & 0 & \mathbf{q} \times \mathbf{v} & 0 \\ 0 & \frac{1}{2}(1+q^2-v^2) & 0 & \mathbf{q} \cdot \mathbf{v} \\ -\mathbf{q} \times \mathbf{v} & 0 & \frac{1}{2}(1-q^2-v^2) & 0 \\ 0 & \mathbf{q} \cdot \mathbf{v} & 0 & \frac{1}{2}(1-q^2+v^2) \end{pmatrix} \cosh(\chi\tau) \right. \\ \left. - \begin{pmatrix} 0 & \mathbf{q} \cdot \mathbf{k} & 0 & \mathbf{v} \cdot \mathbf{k} \\ \mathbf{q} \cdot \mathbf{k} & 0 & -\mathbf{v} \times \mathbf{k} & 0 \\ 0 & \mathbf{v} \times \mathbf{k} & 0 & -\mathbf{q} \times \mathbf{k} \\ \mathbf{v} \cdot \mathbf{k} & 0 & \mathbf{q} \times \mathbf{k} & 0 \end{pmatrix} \sinh(\chi\tau) \right. \\ \left. + \begin{pmatrix} \frac{1}{2}(1-q^2-v^2) & 0 & -\mathbf{q} \times \mathbf{v} & 0 \\ 0 & \frac{1}{2}(1-q^2+v^2) & 0 & -\mathbf{q} \cdot \mathbf{v} \\ \mathbf{q} \times \mathbf{v} & 0 & \frac{1}{2}(1+q^2+v^2) & 0 \\ 0 & -\mathbf{q} \cdot \mathbf{v} & 0 & \frac{1}{2}(1+q^2-v^2) \end{pmatrix} \cos(\chi_*\tau) \right. \\ \left. - \begin{pmatrix} 0 & \mathbf{q} \times \mathbf{k} & 0 & \mathbf{v} \times \mathbf{k} \\ \mathbf{q} \times \mathbf{k} & 0 & \mathbf{v} \cdot \mathbf{k} & 0 \\ 0 & -\mathbf{v} \cdot \mathbf{k} & 0 & \mathbf{q} \cdot \mathbf{k} \\ \mathbf{v} \times \mathbf{k} & 0 & -\mathbf{q} \cdot \mathbf{k} & 0 \end{pmatrix} \sin(\chi_*\tau) \right] \begin{pmatrix} I_0 \\ Q_0 \\ U_0 \\ V_0 \end{pmatrix}.$$

The symbols ζ , ζ_* , \mathbf{q} , \mathbf{v} , and \mathbf{k} represent two-vectors defined as

$$\begin{aligned} \zeta &\equiv (\eta_Q, \eta_V), \\ \zeta_* &\equiv (\rho_Q, \rho_V), \\ \mathbf{q} &\equiv (\eta_Q, \rho_Q) [\chi^2 + \chi_*^2]^{-1/2}, \\ \mathbf{v} &\equiv (\eta_V, \rho_V) [\chi^2 + \chi_*^2]^{-1/2}, \\ \mathbf{k} &\equiv (\chi, \chi_*) [\chi^2 + \chi_*^2]^{-1/2}, \end{aligned} \quad (4)$$

and the two parameters χ and χ_* denote

$$\begin{aligned} \chi &= \frac{1}{\sqrt{2}} \left\{ [(\zeta^2 - \zeta_*^2)^2 + 4(\zeta \cdot \zeta_*)^2]^{1/2} + \zeta^2 - \zeta_*^2 \right\}^{1/2}, \\ \chi_* &= \frac{1}{\sqrt{2}} \left\{ [(\zeta_*^2 - \zeta^2)^2 + 4(\zeta \cdot \zeta_*)^2]^{1/2} + \zeta_*^2 - \zeta^2 \right\}^{1/2}. \end{aligned} \quad (5)$$

2.2. Cold Plasma

Collisions between electrons and ions in a plasma can generate Bremsstrahlung. In a magnetized plasma, gyration of relativistic charged particles can power synchrotron radiation. For a single charged particle, the

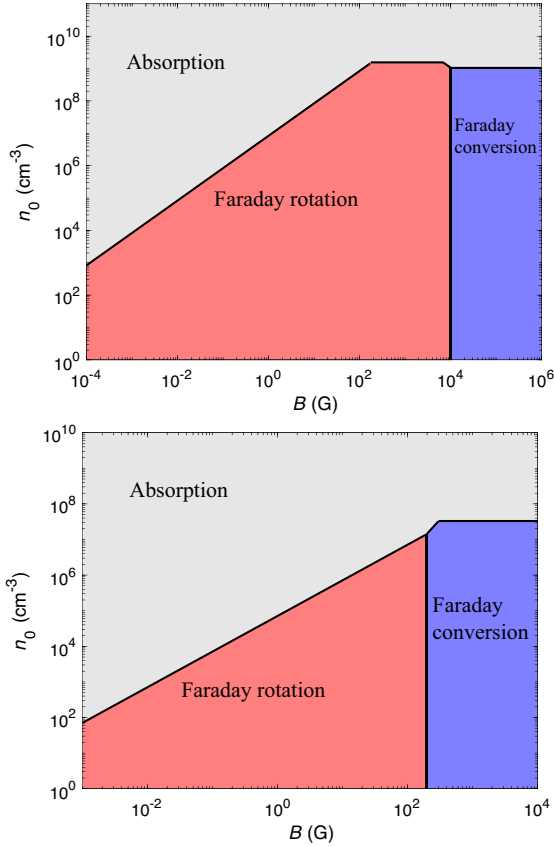


Figure 1. Dominant regions of the transformation coefficients for a thermally distributed plasma: Top plane for $\theta_B = 15^\circ$; Bottom plane for $\theta_B = 75^\circ$.

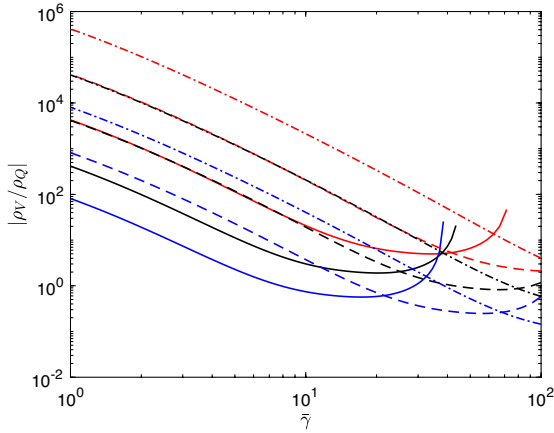


Figure 2. Relationship between $|\rho_V/\rho_Q|$ and $\bar{\gamma}$ for a relativistic plasma. The value of $|\rho_V/\rho_Q|$ reflects whether Faraday rotation or conversion dominates the propagation. Different colors denote different θ_B values: red ($\theta_B = 15^\circ$), black ($\theta_B = 45^\circ$), blue ($\theta_B = 75^\circ$). The magnetic field is taken as $B = 10^{-3}$ G (dashed-dotted lines), $B = 10^{-2}$ G (dashed lines), and $B = 10^{-1}$ G (solid lines), respectively.

ratio of power between and bremsstrahlung can be estimated as (Zhang 2018)

$$\frac{P_{\text{syn}}}{P_{\text{ff}}} \sim \frac{\gamma m_p}{\alpha_e m_e} \beta^2 \sigma_m \sim 2.5 \times 10^5 \beta^2 \gamma \sigma_m, \quad (6)$$

where γ is the electron Lorentz factor, β is the velocity normalized to the speed of light c , m_p is the mass of proton, m_e is the mass of electron, $\alpha_e \approx 1/137$ is the fine-structure constant, and $\sigma_m = B^2/(8\pi\rho c^2)$ is the magnetization parameter, B is the magnetic field strength, and ρ is the mass density. The synchrotron radiation and absorption are significant as long as σ_m is not too small. One can see bremsstrahlung and free-free absorption would dominate only when the plasma is very dense ($\rho c^2 \gg B^2/8\pi$) and non-relativistic ($\beta \ll 1$).

In a cold plasma, we only consider a thermally distributed plasma, whose number density is

$$n(E) = n_0 \frac{E^2}{2(k_B T)^3} \exp(-E/k_B T), \quad (7)$$

where E is energy, k_B is the Boltzmann constant and T is the temperature, respectively. GHz radio waves have $h\nu \ll k_B T$ so that B_ν works in the Rayleigh-Jeans regime. The ensuing discussion will primarily address the scenario under $\rho_m c^2 \gg B^2/8\pi$, which may be more applicable to the interstellar medium with weak magnetic fields or stellar wind environments. In such cases, the free-free absorption, i.e., the inverse process of Bremsstrahlung, would become the dominant absorption mechanism. The absorption coefficient of I can be calculated due to the Kirchhoff's law (Ginzburg & Syrovatskii 1965; Sazonov 1969; Rybicki & Lightman 1979):

$$\eta_I = \frac{8e^6 n_0^2}{3\sqrt{2}\pi (k_B T m_e)^{3/2} c \nu^2} \ln \left[\frac{(2k_B T)^{3/2}}{4.2\pi e^2 m_e^{1/2} \nu} \right], \quad (8)$$

where e is elementary charge unit and $\nu = \omega/(2\pi)$ is frequency. The absorption coefficients for linear and circular polarizations exhibit slight differences, because of the distinct interaction cross-sections of radiation polarized along and across the magnetic field. The magnetic field in interstellar space can hardly exceed ~ 100 G except for stellar atmospheres or stellar winds from compact stars. The gyrofrequency $\nu_B = eB/(2\pi m_e c) = 2.8 \times 10^6 (B/1 \text{ G})$ is therefore usually much smaller than the wave frequency. For $\nu_B \ll \nu$, the absorption coefficients can be given by (Sazonov 1969)

$$\begin{aligned} \eta_Q &= \frac{3}{2} \left(\frac{\nu_B \sin \theta_B}{\nu} \right)^2 \eta_I, \\ \eta_V &= \frac{2\nu_B \cos \theta_B}{\nu} \eta_I, \end{aligned} \quad (9)$$

where θ_B is the angle between the magnetic field \vec{B} and wave vector. For $\nu \ll \nu_B$, the opacity of radiation polarized along the magnetic field is multiplied by a factor of 3/2, while the opacity for radiation polarized perpendicular to the magnetic field is enhanced by a factor of $\frac{1}{2} \ln[\nu_B/(4.85\nu)]$ (Pacholczyk & Swihart 1975). This enhancement of the opacity of perpendicular photons produce a slightly increase in the absorption of the circularly polarized waves.

Faraday rotation and conversion coefficients can be read off from the plasma response tensor. A generalized form of Faraday rotation and conversion is given by (Shcherbakov 2008)

$$\begin{aligned} \rho_V &= -\frac{2e^2\nu_B n_0 \cos\theta_B}{\nu^2 m_e c} \left[\frac{K_0(\bar{\gamma}^{-1})}{K_2(\bar{\gamma}^{-1})} \right] g(X), \\ \rho_Q &= -\frac{n_0 e^2 \nu_B^2 \sin^2\theta_B}{\nu^3 m_e c} \left[\frac{K_1(\bar{\gamma}^{-1})}{K_2(\bar{\gamma}^{-1})} + 6\bar{\gamma} \right] f(X), \end{aligned} \quad (10)$$

where $\bar{\gamma} = k_B T / (m_e c^2)$ represents the characteristic Lorentz factor, and the two multipliers $f(X)$ and $g(X)$ are defined in Appendix A. The parameter X is much smaller than unity even for $\nu \approx \nu_B$ when $\bar{\gamma} \ll 1$, i.e., a cold plasma case, leading to $f(X) \approx g(X) \approx 1$.

For most astrophysical environments, the propagation of electromagnetic waves is primarily governed by absorption or one of the Faraday effects. A characteristic absorption coefficient is defined as $\eta = \max[\eta_I, \eta_Q, \eta_V]$. We investigate the dominant regions for the propagation coefficients, and define the corresponding effect as dominant when either the characteristic absorption or mixing Faraday coefficients exceed all others. We compare η and the mixing Faraday coefficients as functions of number density and magnetic field strength with $T = 1$ K and $\nu = 10^9$ Hz. The dominant regions for $\theta_B = 15^\circ$ and $\theta_B = 75^\circ$, which are essentially determined by $\max[\eta, \rho_V, \rho_Q]$, are plotted in Figure 1. The absorption for such conditions is mainly dominated by the free-free absorption. For a low-density medium, the propagation effects are dominated by Faraday rotation if $B \lesssim 3 \times 10^2 (\cos\theta_B / \sin^2\theta_B)$ G, while a Faraday conversion becomes strong for $B \gtrsim 3 \times 10^2 (\cos\theta_B / \sin^2\theta_B)$ G. When the medium has a sufficiently high density, the absorption coefficient becomes polarization-dependent as the magnetic field strength increases. This leads to the propagation coefficient, η , being governed by the relative magnitudes of the absorption coefficients for linearly or circularly polarized radiation rather than η_I .

2.3. Hot plasma

For a relativistic plasma, we consider both thermally and power-law distributed particles. We mainly focus on

the scenarios of $\nu_B \ll \nu$, which is the typical condition in the ISM. Also, there are complex higher order effects when $\nu_B \gg \nu$. Even with such a weak magnetic field regime, synchrotron absorption can dominate unless the plasma is extremely dense. The elliptical polarization property of synchrotron radiation enables different interactions between electrons and photons, e.g., absorption, with different polarization modes. A magnetized plasma medium can also lead to mixing conversion of Stokes basis, i.e., Faraday rotation and conversion.

In a hot thermal plasma, Faraday mixing coefficients are larger than η for $\nu_B \ll \nu$. Therefore, we investigate $|\rho_V/\rho_Q|$ as a function of $\bar{\gamma}$ with different conditions, as shown in Figure 2, rather than the dominant regions as Section 2.2. The Faraday conversion can be more significant than Faraday rotation when $10 \lesssim \bar{\gamma}$ and $B \lesssim 10^{-2}$ G. A more relativistic plasma tends to have a larger Faraday conversion coefficient due to the second term in Equation (10). The relativistic effect makes Faraday rotation of a hot plasma smaller compared to a cold plasma.

We assume that the particles are isotropically distributed, i.e., $\partial n / \partial \theta_B = 0$. For a population of relativistic particles in a power-law distribution, the distribution function is

$$n(E) = C E^{-p}, \quad (11)$$

where p is the power-law index. Assuming $p > 2$, one gets $C = n_0(p-1)(\gamma_{\min} m_e c^2)^{p-1}$, where n_0 is the total number density, γ_{\min} is the minimum value of $E/(m_e c^2)$, which is much smaller than the high energy cut-off and γ_{\max} . The emission from a single charge is elliptically polarized (Legg & Westfold 1968). The nonrelativistic case is called cyclotron radiation. The other three Stokes power per frequency for a single electron is (Sazonov 1969; Rybicki & Lightman 1979)

$$\begin{aligned} I_e &= \frac{\sqrt{3}e^3 B \sin\theta_B}{m_e c^2} F\left(\frac{\nu}{\nu_c}\right), \\ Q_e &= \frac{\sqrt{3}e^3 B \sin\theta_B}{m_e c^2} G\left(\frac{\nu}{\nu_c}\right), \\ V_e &= \frac{4e^3 B \cos\theta_B}{\sqrt{3}E} H\left(\frac{\nu}{\nu_c}\right), \end{aligned} \quad (12)$$

where $\nu_c = 3E^2 e B \sin\theta_B / (4\pi m_e^3 c^5)$ is the characteristic frequency, and some integrations are defined with the aid of the modified Bessel functions $K_n(\xi)$:

$$\begin{aligned} F(x) &= x \int_x^\infty K_{5/3}(\xi) d\xi, \\ G(x) &= x K_{2/3}(x), \\ H(x) &= x K_{1/3}(x) + \int_x^\infty K_{1/3}(\xi) d\xi. \end{aligned} \quad (13)$$

One can calculate the absorption coefficients by integrating the distribution function of electrons (see Appendix B for details) (Ginzburg & Syrovatskii 1965; Rybicki & Lightman 1979; Pandya et al. 2016; Marszewski et al. 2021):

$$\begin{aligned}\eta_I &= \frac{\sqrt{3}e^3}{8\pi m_e} \left(\frac{3e}{2\pi m_e^3 c^5} \right)^{\frac{p}{2}} C(B \sin \theta_B)^{\frac{p+2}{2}} \\ &\quad \times \Gamma \left(\frac{3p+2}{12} \right) \Gamma \left(\frac{3p+22}{12} \right) \nu^{-\frac{p+4}{2}}, \\ \eta_Q &= \frac{3p+6}{3p+10} \eta_I, \\ \eta_V &= \frac{e^3 c^2}{8\sqrt{3}\pi} \left(\frac{3e}{2\pi m_e^3 c^5} \right)^{\frac{p+1}{2}} C(B \sin \theta_B)^{\frac{p+3}{2}} \cot \theta_B \\ &\quad \times \frac{(p+2)(p+3)}{p+1} \Gamma \left(\frac{3p+7}{12} \right) \Gamma \left(\frac{3p+11}{12} \right) \nu^{-\frac{p+5}{2}}.\end{aligned}\quad (14)$$

The rotation and conversion coefficients are

$$\begin{aligned}\rho_V &= -\frac{e^3}{\pi m_e \nu^2} C(m_e c^2)^{-p} \frac{\ln \gamma_{\min}}{(p+1)\gamma_{\min}^{p+1}} B \cos \theta_B, \\ \rho_Q &= -\frac{e^3}{2\pi(p-2)m_e} C \left[\left(\frac{\nu}{\nu_{\min}} \right)^{\frac{p-2}{2}} - 1 \right] \\ &\quad \times (B \sin \theta_B)^{\frac{p+2}{2}} \left(\frac{e}{2\pi m_e^3 c^5} \right)^{\frac{p}{2}} \nu^{-\frac{p+4}{2}},\end{aligned}\quad (15)$$

where $\nu_{\min} = \nu_B \gamma_{\min}^2 \sin \theta_B$.

For the regime of $\nu_{\min} \ll \nu$, the absorption of V is much smaller than that of Q . The Faraday rotation rate is also much larger than the conversion rate for realistic parameter values. The conversion rate has a frequency-dependent form similar to η_I and η_Q . However, the conversion rate is much larger than the absorption coefficients. Therefore, Faraday rotation is the leading effect in a relativistic medium when $\nu_{\min} \ll \nu$. By comparing Equation (10) and Equation (15), one can see that the rotation rate in a cold plasma is always larger than that in a relativistic plasma with the same B -field and number density.

3. SPECTRO-POLARIMETRIC PROPERTIES

A magnetized plasma medium responds differently to waves with different frequencies so that the outgoing waves have noticeable differences in spectro-polarimetric properties with incoming waves. We assume that the intrinsic FRB emissions are highly polarized, and their Stokes parameters are independent of frequency. In the following discussions, we mainly focus on the thermal plasma case. We consider the medium to have a strong magnetic field or large number density so that the waves may have complex spectro-polarimetric properties. The

medium with significant Faraday rotation and comparable conversion is considered in Section 3.1, and that for Faraday rotation and absorption is investigated in Section 3.2.

3.1. Faraday mixing spectra

If the magnetic field is parallel to the line of sight (LOS), the intrinsic plasma modes are circularly polarized but with different refractive indices. Birefringence of those two modes causes the plane of any linear polarization to rotate, that is, the pure Faraday rotation. The change of PA has a determined frequency dependence, i.e., $\text{PA} = \text{RM}\lambda^2$, where λ is the wavelength. In this case, the Stokes spectra rotate around the V -axis in a Poincaré sphere, and the linear and circular polarizations do not change. However, if B -field is strictly perpendicular to the LOS, the intrinsic plasma modes are linearly polarized. Different propagation speeds of the two eigen modes (O-mode and X-mode) lead to a partial conversion of linear polarization into circular polarization. The spectra then rotate around an axis in the $Q-U$ plane. In reality, the B -field is likely not strictly perpendicular to the LOS, and the presence of the parallel component of the B -field enables a Faraday rotation. Consequently, the medium with significant Faraday conversion is always associated with Faraday rotation.

We consider a cold plasma with comparable Faraday rotation and conversion coefficients. According to Figure 1, when $B \sim 10^3$ G, indicating $\nu \sim \nu_B$, the condition of $|\rho_V| \approx |\rho_Q|$ is satisfied. We take $L = 10^{13}$ cm, $B = 5 \times 10^2$ G, $n_0 = 1 \text{ cm}^{-3}$, $T = 1$ K, and $\theta_B = 75^\circ$, indicating that the projection of the B -field on the LOS has an opposite direction with respect to the LOS. For these parameters, the plasma medium has significant rotation and conversion rates and a negative value of RM. The medium provides a dispersion measure (DM) of 10^{-5} cm^{-2} and RM of $-340.6 \text{ rad m}^{-2}$.

We simulate the polarization spectrum by assuming an incoming wave with $Q_0/I_0 = 0$, $U_0/I_0 = 1$, and $V_0/I_0 = 0$, as shown in Figure 3. The linear polarization component is $L = \sqrt{Q^2 + U^2}$ with a corresponding PA defined as $1/2 \arctan(U/Q)$. The total polarization component is $P = \sqrt{Q^2 + U^2 + V^2}$. All of the parameters Q , U and V with frequency. Q has a phase that is $\pi/2$ earlier than U but has an opposite phase with V . The oscillation frequency of linear polarization is approximately twice of that of circular polarization. The spectra no longer rotate around the V -axis or an axis within the $Q-U$ plane on the Poincaré sphere. Because of the different frequency dependencies between Faraday rotation and conversion, the rotational axis of the polarization spectrum undergoes precession as the

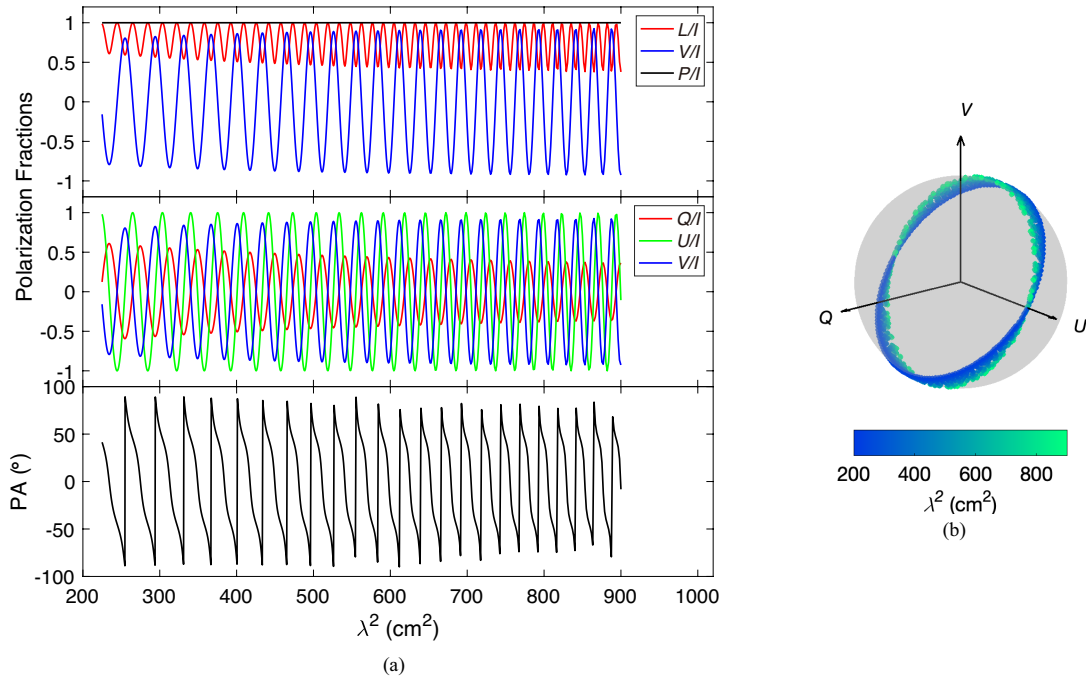


Figure 3. Simulated spectro-polarization profiles. (a) Top panel: linear, circular and total polarization fractions; Middle panel: Q/I , U/I , and V/I . Bottom panel: polarization angle. (b) Poincaré sphere representation of the spectropolarimetric properties. The parameters are adopted as $\theta_B = 75^\circ$, $L = 10^{13}$ cm, $B = 5 \times 10^2$ G, $n_0 = 1$ cm⁻³, $T = 1$ K, $Q_0/I_0 = 0$, $U_0/I_0 = 1$, $V_0/I_0 = 0$.

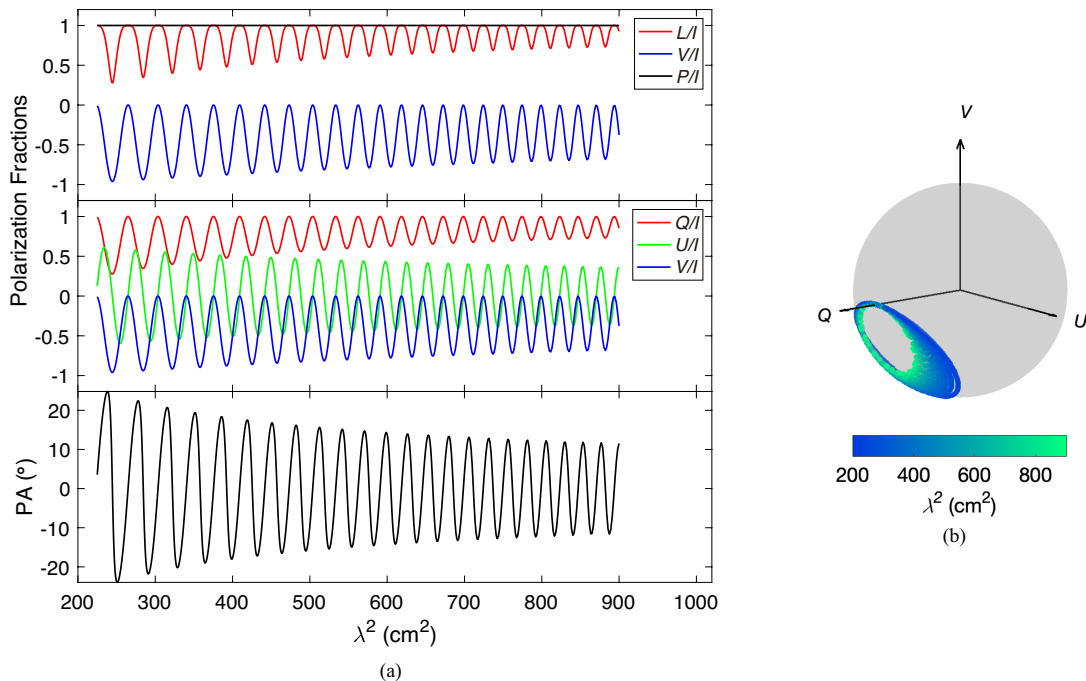


Figure 4. Same as Figure 3, but for $\theta_B = 105^\circ$, $Q_0/I_0 = 1$, $U_0/I_0 = 0$, $V_0/I_0 = 0$.

frequency changes. The PA spectrum within one period can be characterized as an ‘S-shape’ rather than a linear function of $PA = RM\lambda^2$. The polarization spec-

trum resembles a GFR spectrum with $\alpha > 2$, which is intrinsically the Faraday mixing case.

Consider a different incoming wave. We change the incoming wave to $Q_0/I_0 = 1$, $U_0/I_0 = 0$, $V_0/I_0 = 0$,

and the angle as $\theta_B = 105^\circ$. The absolute value of RM is the same as Figure 3 but for an opposite sign. The simulation of the outgoing polarization spectra is shown in Figure 4. Same as Figure 3, the polarization spectra have precession on the Poincaré sphere. However, in the $\theta_B > \pi/2$ regime, the phase of Q is later than that of U by a factor of $\pi/2$, and V shares the same phase as Q . A similar precession could happen. Compared to Figure 5, the direction of the precession on the Poincaré sphere is reversed due to an opposite Faraday rotation. Different incoming wave Stokes determine the quadrants in the Poincaré sphere. The oscillation of U does not exceed $+|U_0|$. The oscillation amplitude of Q decreases with decreasing frequency, and its average value is maintained at Q_0 . If the Q_0/I_0 is close to 1 and U_0/I_0 is small, the polarization spectra are hard to cross the U -axis so the oscillation amplitude of PA is smaller than 90° .

The intrinsic plasma modes for ultra-relativistic plasma are linearly polarized. The propagation-induced phase delay of the modes produces a partial conversion of linear into circular polarization. Therefore, compared to the cold plasma, the Faraday rotation rate of the hot plasma decreases while the Faraday conversion rate increases. We consider a hot plasma with $\bar{\gamma} = 10^2$, $\theta_B = 45^\circ$ and $B = 10^{-3}$ G, in which the medium has $|\rho_V| \approx |\rho_Q|$. The polarization spectrum with the same incoming wave as Figure 3 is plotted in Figure 5. The hot plasma shares similar polarization properties with the cold plasma in Figure 3.

A hot plasma requires a larger $n_0 L$ to maintain a sufficient RM, allowing the spectrum to oscillate frequently compared with the cold plasma case. The DM of a relativistic plasma is modified as

$$\text{DM} = \int n_0 K_1(\bar{\gamma}^{-1}) / K_2(\bar{\gamma}^{-1}) ds. \quad (16)$$

For $\bar{\gamma} \gg 1$, the DM is approximated to $\int n_0 \bar{\gamma}^{-1} ds / 2$. The scenario of Figure 5 gives a DM of $\sim 10 \text{ pc cm}^{-3}$.

Faraday conversion could be significant even for a small B -field and θ_B in a hot plasma. Based on Equation (10), we find that the hot plasma can share similar spectra with the cold plasma for $X \lesssim 1$ when the following condition is satisfied:

$$\frac{B_c \sin^2 \theta_{B,c}}{\cos \theta_{B,c}} \simeq \frac{12\bar{\gamma}^3 B_h \sin^2 \theta_{B,h}}{\ln \bar{\gamma} \cos \theta_{B,h}}, \quad (17)$$

where the subscript ‘c’ denotes the cold plasma and ‘h’ for the hot plasma. The similarity may make it challenging to distinguish whether the medium is a cold or hot plasma solely based on the polarization energy spectrum.

3.2. Absorbed Faraday spectra

The polarization spectra are located on the surface of a Poincaré sphere when the emission is 100% polarized. If the linear or circular polarization component is absorbed significantly, the polarization spectra would be inside the Poincaré sphere. We consider that the absorption works at a high number density for a cold thermal plasma medium. The spectra can have both significant absorption and Faraday rotation for a dense magnetized plasma.

As shown in Figure 1, the medium has comparable Faraday rotation and absorption coefficients when the number density $n_0 \sim 10^4 \text{ cm}^{-3}$ at $B = 10^{-3}$ G. We take $\theta_B = 15^\circ$, $L = 10^{14}$ cm, $B = 10^{-3}$ G, $n_0 = 10^4 \text{ cm}^{-3}$. The incoming wave is set as $Q_0/I_0 = 0.9$, $U_0/I_0 = 0$, and $V_0/I_0 = 0.1$. We simulate the polarization spectra shown in Figure 6. The polarization spectrum rotates around the V -axis with no precession on the Poincaré sphere. The linear absorption is higher for lower-frequency waves, leading to smaller circle radii. Even if the intensity of U and Q becomes smaller for lower-frequency waves, the linear and circular polarization fractions do not change.

Consider a case with significant absorption, Faraday rotation, and conversion. We take $\theta_B = 45^\circ$, $L = 2 \times 10^4$ cm, $B = 10^2$ G, $n_0 = 10^9 \text{ cm}^{-3}$ and $V_0/I_0 = 0.4$ and plot the spectra as shown in Figure 7. The spectrum motion in the Poincaré sphere is complex, including precession and radius shrinkage. Low-frequency waves tend to display a higher degree of circular polarization because linear polarization absorption is higher than circular polarization and is accompanied by some Faraday conversion. The occurrence of highly circularly polarized bursts possibly leads to an intrinsic mechanism of circular polarization.

4. POLARIZATION PROPERTIES OF SOME SOURCES

4.1. FRB 20180301A

FRB 20180301A is the first repeater reported to exhibit variations in PA (Luo et al. 2020). The PA variations are attributed to magnetospheric emission, while the RM variations indicate a complex magnetic environment surrounding the source. The source displays frequency-dependent circular polarization along with the PA variation behavior (Uttarkar et al. 2024). This Stokes behavior could be modeled using a GFR model.

We argue that our Faraday mixing scenario can effectively represent the GFR model but give a more physical interpretation. The requirement is that one should have comparable coefficients for Faraday rotation and conversion. We generate a mock GFR spectra of FRB

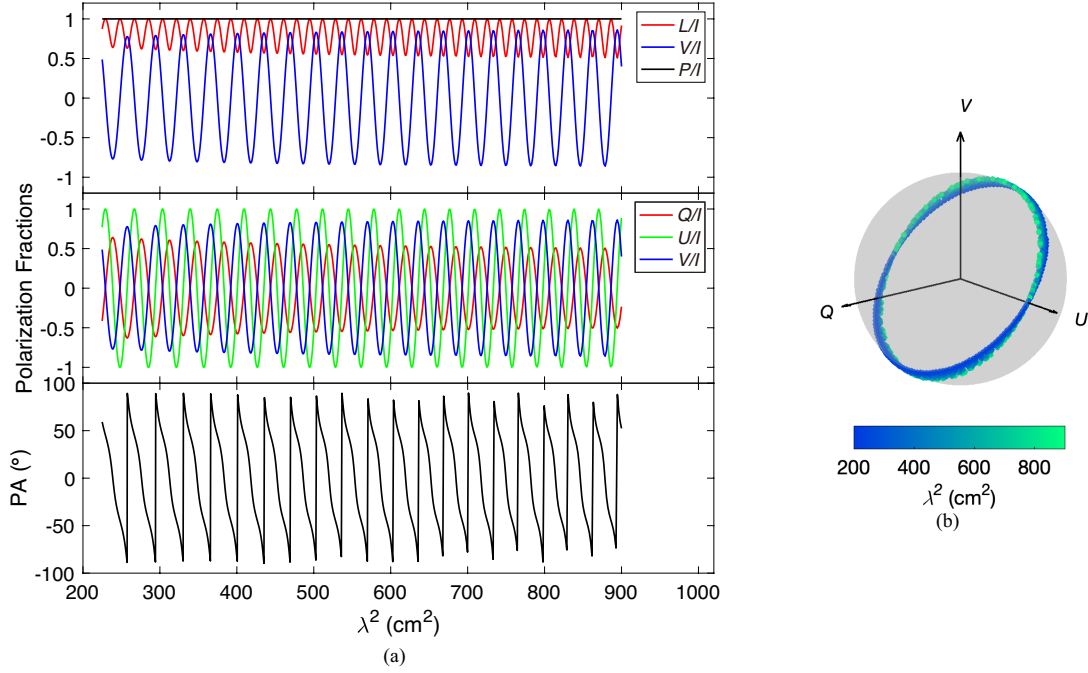


Figure 5. Same as Figure 3, but for a relativistic case with $\bar{\gamma} = 10^2$, $\theta_B = 45^\circ$, $B = 10^{-3}$ G, $n_0 = 10^4$ cm $^{-3}$, and $L = 10^{18}$ cm.

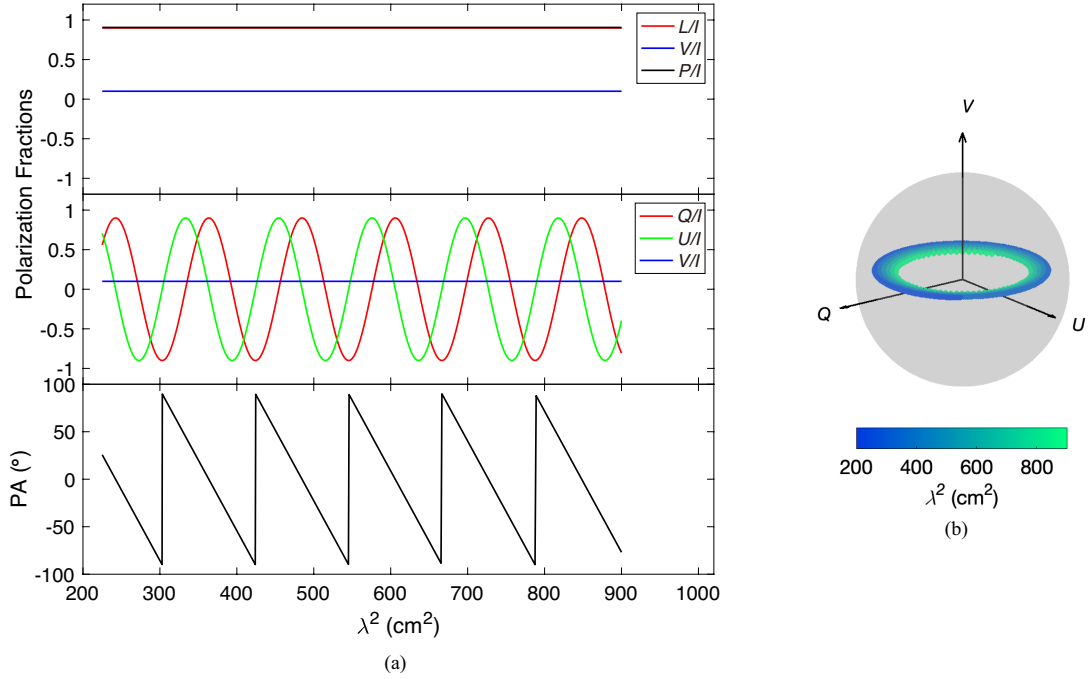


Figure 6. Same as Figure 3 but for $\theta_B = 15^\circ$, $L = 10^{14}$ cm, $B = 10^{-3}$ G, $n_0 = 10^4$ cm $^{-3}$, $Q_0/I_0 = 0.9$, $U_0/I_0 = 0$, $V_0/I_0 = 0.1$.

20180301A using the best-fit parameters in Uttarkar et al. (2024). The GFR method to retrieve polarization spectra is given in Appendix C. The intensity I is set as 1 and the errors (σ) of Q , U , and V are set as 0.05. Considering the identical Gaussian noise in Q , U ,

and V , one can express the likelihood as

$$\mathcal{L} \propto \exp\left(-\frac{1}{2} \sum_i^N \frac{(P_i - P_{m,i})^2}{\sigma^2}\right) \quad (18)$$

where P_i is the simulated GFR spectra and $P_{m,i}$ is that of the Faraday mixing scenario. We perform a Bayesian

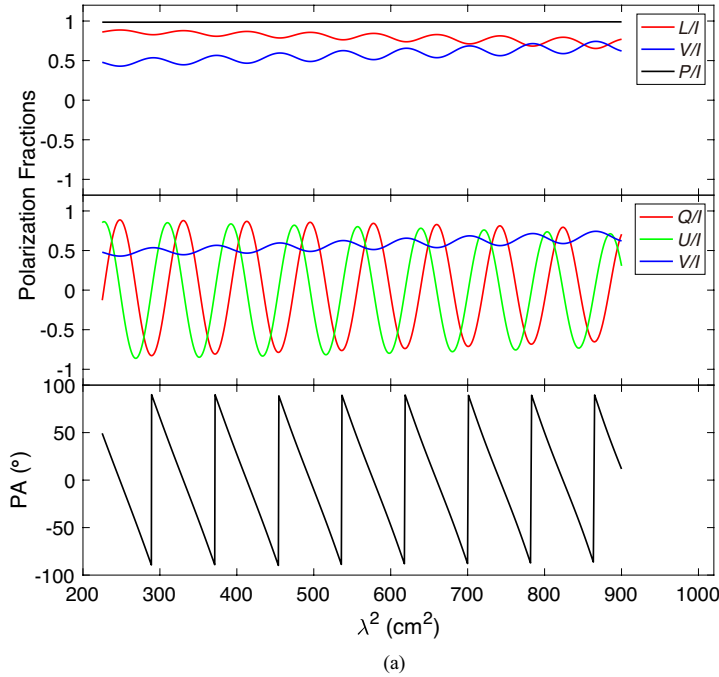


Figure 7. Same as Figure 6 but for $\theta_B = 45^\circ$, $L = 2 \times 10^4$ cm, $B = 10^2$ G, $n_0 = 10^9$ cm $^{-3}$ and $V_0/I_0 = 0.4$.

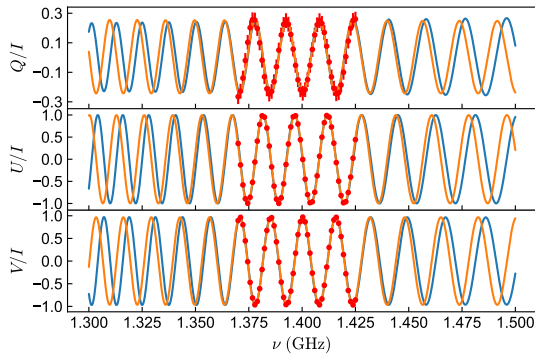


Figure 8. The best fitting of cold and hot plasma. The red dots denote the data produced from the best fitting of the FR-GFR model for FRB 20180301A. The blue lines are the Stokes spectra of the cold plasma. The orange lines are the Stokes spectra of the hot plasma.

inference using `emcee` (Foreman-Mackey et al. 2013) with uniform priors to sample from the posterior distributions. We convert the initial Stokes parameters Q_0 , U_0 , and V_0 to P , β_0 , and χ_0 . The relationship between these parameters is referred to as Equation (C17), in which Ψ is replaced by β_0 and χ is replaced by χ_0 . Table 1 presents a summary of the constraint results, while Figure 9 and Figure 10 illustrate the marginalized posterior densities obtained using `GetDist` Python package (Lewis 2019) for both hot plasma and cold plasma. We

present the best-fit curves for both cold and hot plasma scenarios, as shown in Figure 8¹.

Whether for cold or hot plasmas, the polarization spectra in a specific frequency range can be equivalent to GFR. In contrast to GFR, which only characterizes the parameters of modulation and rotation on the Poincaré sphere, the mixing Faraday scenario reflects the physical characteristics of the medium. The modeled $\theta_B \approx 70^\circ$ suggests a B -field almost perpendicular to the LOS. The modeled DM of the cold plasma is 1.2×10^{-6} pc cm $^{-3}$ and that of hot plasma is 135.0 pc cm $^{-3}$. The observational DM and RM of FRB 20180301A are 516.76 pc cm $^{-3}$ and ~ 550 rad m $^{-2}$ (Luo et al. 2020), much higher than the modeled DM of both the cold and hot plasmas, indicating that an extra highly dispersed plasma layer(s), which is most likely dominated by the intergalactic medium. The cold plasma model is not sensitive to T , mainly because, at lower temperatures, the absorption is much smaller compared to the temperature-independent Faraday mixing coefficients.

Employing $|\Delta\text{RM}/\Delta\text{DM}|$, we can estimate that the magnetic field parallel to the LOS is $\langle B_{\parallel} \rangle \approx 44$ μG (Kumar et al. 2023). This magnetic field is too small to create a Faraday conversion for a cold plasma. Here, we combine the previous polarimetric observation of

¹ The software used for the mixing Faraday analysis is available on <https://github.com/GalaxyL777/MixF>.

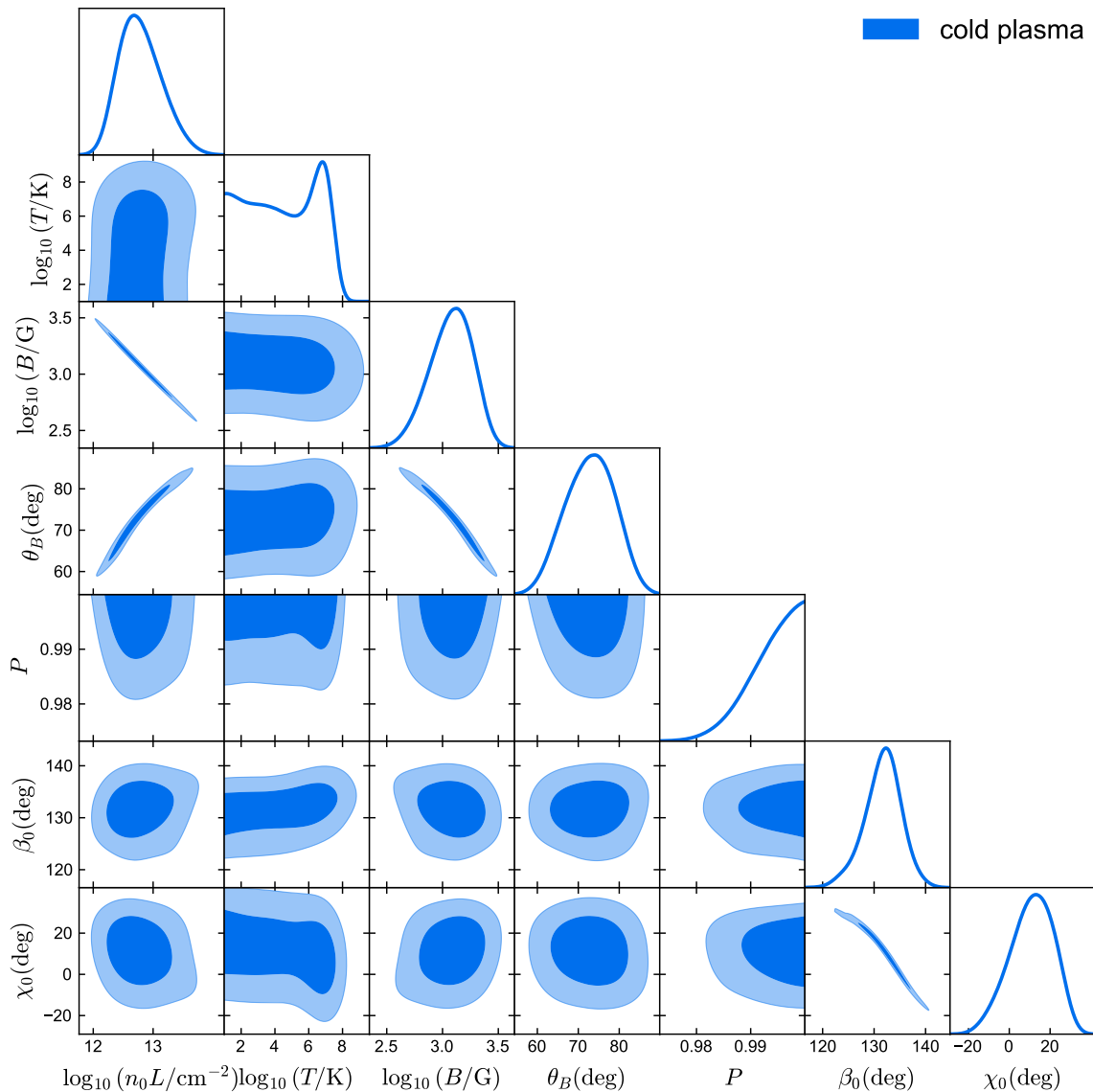


Figure 9. The 1D and 2D marginalized probability distributions at 68.3% and 95.4% confidence levels for the cold plasma scenario.

FRB 20180301A by the FAST (Luo et al. 2020) and obtain a mean magnetic field of $\langle B_{\parallel} \rangle \sim 7$ mG. The average magnetic field used here is the mean value derived from the RM and DM after a long period of evolution (on the order of years). However, considering that the circum-source medium around FRB 20180301A may exhibit strong turbulence, the magnetic field could undergo rapid changes on much shorter timescales. RM is predominantly affected by the mixing Faraday layer, but there needs to be a mechanism that enables a reversal of the B -field (see Section 5.1).

The cold and hot plasmas give different polarized incoming waves. The modeled circular polarization fraction of the incoming wave is $\sim 20\%$ for the cold plasma and $\sim 40\%$ for the hot plasma. Both models show that

the total polarization fraction is $\sim 100\%$. The circular polarizations generated from the intrinsic mechanism are unstable, even for a wide range of values.

4.2. FRB 20190520B

Intriguingly, FRB 20190520B is associated with a persistent radio source (PRS), which has a flux density of $\sim 200 \mu\text{Jy}$ at 3 GHz and spectral radio luminosities of the order of $10^{29} \text{ erg s}^{-1} \text{ Hz}^{-1}$ (Niu et al. 2022; Zhang et al. 2023a). This PRS may be a Faraday screen on the propagation path of the FRB. Combined with the ΔDM and ΔRM , the average magnetic field strength along the LOS of FRB 20190520B can be estimated as 3 – 6 mG (Anna-Thomas et al. 2023). Under these conditions, the Faraday conversion may be comparable to Faraday ro-

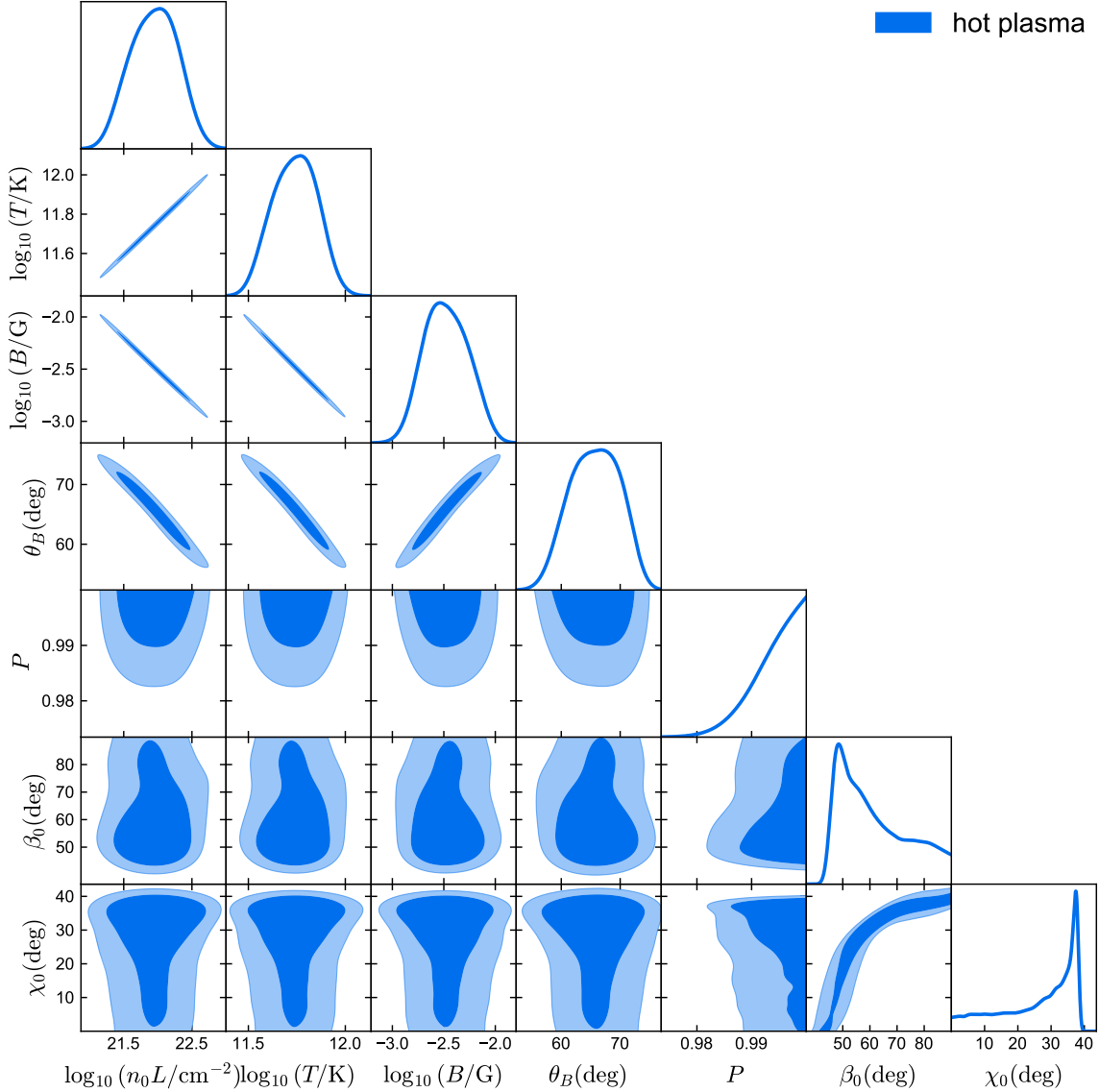


Figure 10. Same as Figure 9 but for the hot plasma scenario.

tation, leading to a frequency-dependent circular polarization. The polarization may be more complex due to the strong depolarization in low-frequency bands (Feng et al. 2022).

4.3. FRB 20201124A

FRB 20201124A exhibits a variety of polarization features. Some bursts among the source have frequency-dependent circular polarization variation, for instance, Burst 779 and Burst 926, exhibit oscillations in fractional linear and circular polarizations, as well as PA as a function of wavelength (Xu et al. 2022). The total polarization fractions of both bursts oscillate with λ^2 , closely matching the behavior of the linear polarization fractions. In contrast, the circular polarization fractions exhibit λ^2 -oscillations that do not align with Faraday

conversion. While the amplitude of PA oscillation is much smaller than 180° , which is noticeably different from Faraday rotation. There might be multi-layers of plasma medium along the LOS of FRB 20201124A.

There is one burst exhibiting a 90.9% circular polarization fraction among FRB 20201124A (Jiang et al. 2024). The total polarization fraction is $\sim 100\%$. The appearance of high circularly polarized bursts is not a common phenomenon for FRB 20201124A, indicating that the mechanism behind its occurrence is highly coincidental. Even such a highly circularly polarized burst is rare, it was unexpected in theory and unprecedented in observation in the case of FRBs. Solar or Jovian radio emissions can have such high circular polarization, but for the sub-relativistic electrons, which can not emit ex-

Table 1. 68.3% credible intervals for the parameters of the cold and hot plasma model.

	$\log_{10}(B/\text{G})$	θ_B (deg)	$\log_{10}(n_0 L/\text{cm}^{-2})$	$\log_{10}(T/\text{K})$	P	β_0 (deg)	χ_0 (deg)
Cold plasma	$3.21^{+0.16}_{-0.29}$	68.8 ± 5.2	$12.55^{+0.21}_{-0.29}$	< 5.87	> 0.99	$130.6^{+5.4}_{-2.9}$	13^{+14}_{-11}
Hot plasma	$-2.42^{+0.19}_{-0.30}$	$66.8^{+4.1}_{-4.8}$	$21.85^{+0.43}_{-0.30}$	$11.71^{+0.14}_{-0.10}$	> 0.99	$57.6^{+3.8}_{-13}$	24^{+10}_{-6}
	GRM ($\text{rad m}^{-\alpha}$)	α	$\lambda_0(\text{m})$	ψ (deg)	χ (deg)	ϕ (deg)	θ (deg)
GFR	4351.7	2.3	0.22	-87.3	-0.1	76.3	104.2

tremely high bright temperatures like FRBs. As shown in Figure 7, a highly circular polarization fraction can appear at a narrowband. The strong absorption of linear polarization reduces the intensity I by approximately one order of magnitude, resulting in a high V/I . If so, there may be a dense cloud with $n_0 \sim 10^9 \text{ cm}^{-3}$ moving across the LOS to FRB 20201124A. The size of the cloud should be much smaller than 10^{11} cm unless there would be a significant enhancement in DM.

4.4. FRB 20220912A

The small and non-variable RMs of FRB 20220912A may be attributed to a clean environment. Highly circularly polarized bursts from FRB 20220912A are likely to be intrinsic radiation mechanisms rather than propagation effects. Circular polarization in some bursts varies with frequency but without an obvious oscillation frequency (Zhang et al. 2023b). The complex spectropolarimetric properties require special magnetic field environments, e.g., in a binary star system that is not consistent with a clean environment.

4.5. Some pulsars and magnetars

XTE J1810–197 can also display linear-to-circular conversion from radio emissions after its 2018 outburst (Lower et al. 2024). The rotation of the polarization vector is different from standard Faraday rotation or conversion. Other propagation effects, such as coherent/partially-coherent mode mixing, cannot explain the well-defined frequency dependence (Oswald et al. 2023). However, no well-defined phase differences between Q , U , and V can be measured, and the total polarization is frequency-dependent. These phenomena suggest strong absorption and depolarization of the Faraday screen. In addition, two pulsars, PSR J0835–4510 and J1644–4559, have slightly frequency-dependent circular polarization (Uttarkar et al. 2024), while it is hard to distinguish whether it is due to an intrinsic origin or a propagation effect.

5. MAGNETIC ENVIRONMENTS OF FRB

5.1. Reversal magnetic field

Faraday conversion is argued to happen in some special environments, such as relativistic plasmas or a re-

versal B-filed along the LOS (Gruzinov & Levin 2019; Vedantham & Ravi 2019; Li et al. 2023). According to Equation (A7), Faraday conversion requires that θ_B should not be too small for a cold plasma. A hot plasma does not necessarily require a large θ_B to create a Faraday conversion. Nevertheless, the RM is mainly contributed by the cold plasma component in a mixed hot and cold plasma.

In a realistic astrophysical environment, achieving a magnetic field that is strictly perpendicular to the LOS is difficult. We consider that an FRB travels through the region of the ray path where the projection of the magnetic field on the ray path reverses sign. The region is also called the quasi-transverse (QT) region, which is centered around $\theta_B = \pi/2$. The waves are nearly linearly polarized due to the QT approximation. There would be an additional contribution of PA to correct for the emission due to the reversal sign of $\langle B_{\parallel} \rangle$ (Melrose 2010). The correction to the PA is due to the introduction of Faraday conversion when integrating the propagation equation. The mixing Faraday scenario discussed in Section 3.1 can occur in the QT region, where there is a reversal of RM. Such an RM reversal has been reported from FRB 20180301A and FRB 20190520B (Dai et al. 2022; Anna-Thomas et al. 2023; Kumar et al. 2023).

One possible scenario for RM reversal is a binary system with a magnetized companion. An RM reversal and irregular RM variation can be produced at large magnetic inclinations for a strongly magnetized high-mass companion binary (Xia et al. 2023). No extremely large RM has been found in some known pulsars with high mass companions (Stairs et al. 2001; Andersen et al. 2023), except PSR B1259–63, a pulsar that experiences periodic eclipses by its Be star companion, exhibiting RM variations that fluctuate across zero (Johnston et al. 1996, 2005). The variations in the RM (both in sign and magnitude) over time in PSR B1259–63 are thought to be caused by the radio pulses traveling through a clumpy decretion disk surrounding its binary companion during the closest approach in their orbit. RM sign change is also seen in a black widow binary PSR J2051–0827 since the change in magnetic field strength along the LOS (Wang et al. 2023). The binary model can also explain varying RM of FRB 20201124A (Wang et al.

2022a). The stellar wind from the highly magnetized and massive star companion plays a role in the cold plasma medium. In that case, the Faraday mixing spectrum would appear associated with the RM reversal. The occurrence of the Faraday mixing spectrum may be related to the orbital motion of the binary system.

5.2. Persistent radio source

Several PRSs have been discovered near several active FRB sources (Chatterjee et al. 2017; Niu et al. 2022; Bruni et al. 2024a,b; Zhang et al. 2025). The luminosities of PRSs span in 2-3 orders of magnitude. Assuming that the PRS is powered by incoherent synchrotron radiation, the maximum specific luminosity is given by (Yang et al. 2020)

$$L_{\nu, \max} \simeq \frac{4\pi L^3 n_{0,h}}{9e} m_e c^2 \sigma_T B$$

$$= 1.6 \times 10^{30} \text{ erg s}^{-1} \text{ Hz}^{-1} \left(\frac{L}{10^{17} \text{ cm}} \right)^3 \left(\frac{B}{1 \text{ G}} \right) \left(\frac{n_{0,h}}{1 \text{ cm}^{-3}} \right), \quad (19)$$

where $n_{0,h}$ only denotes the number density of the hot plasma component. One can also show that the specific luminosity is proportional to the |RM| of the FRB source (Yang et al. 2020, 2022), which is observationally confirmed (Bruni et al. 2024a,b; Zhang et al. 2025). If we assume that $n_{0,h} = 1 \text{ cm}^{-3}$ and $B = 1 \text{ mG}$, the specific luminosity is $10^{27} \text{ erg s}^{-1} \text{ Hz}^{-1}$ with the PRS's size of 10^{17} cm , matching the observation of FRB 20201124A and FRB 20240114A (Bruni et al. 2024b; Zhang et al. 2025). Such a hot plasma medium can lead to Faraday conversion. Faraday conversion has been observed in some bursts of FRB 20201124A (Xu et al. 2022), and it is likely to exist in FRB 20240114A as well.

Observation of FRB 20190520B gives a transverse physical size constraint of $< 9 \text{ pc}$, while a lower limit of $\gtrsim 0.22 \text{ pc}$ can be placed from the lack of a clear break in the synchrotron spectrum due to self-absorption (Bhandari et al. 2023; Zhang et al. 2023a). We take $L \sim 10^{18} \text{ cm}$. In order to archive the observed PRS luminosity, one needs $n_{0,h} \sim 0.1 \text{ cm}^{-3}$ with magnetic field strength of $\sim 1 \text{ mG}$. This number density is only for the relativistic electrons. If the medium contains 10^4 times more non-relativistic electrons than relativistic ones, one can estimate a DM of $\sim 10^3 \text{ pc cm}^{-3}$, matching the referred high DM of FRB 20190520B (Niu et al. 2022). Under such conditions, RM is mainly contributed by the dense cold plasma component. The hot plasma component may contribute to a larger Faraday conversion coefficient, while it is much smaller than the Faraday rotation coefficient of the cold plasma.

The high DM and RM of FRB 20190520B hint toward a dense and highly magnetized circum-source medium.

The EVN limit of $< 9 \text{ pc}$ for a nebula's size with the expanding supernova ejecta shell gives an age of at least 900 years by assuming an ejecta velocity of 10^4 km s^{-1} (Bhandari et al. 2023). We can estimate the number density to $n_0 \lesssim 3.9 (M_{\text{ej}}/10M_{\odot}) \text{ cm}^{-3}$, which is not sufficient to provide the large DM, where M_{ej} is the ejecta mass. A hyper-nebula powered by a central engine accreting at $\sim 10^6$ Eddington-limited mass transfer rate for a black hole with a mass of $10M_{\odot}$, is proposed to explain the PRS (Sridhar & Metzger 2022). The strong and rapid RM variation, including possible sign reversals, is attributed to turbulent motions in the nebula.

Alternatively, an intermediate-mass black hole may account for the PRS. The massive black hole model can interpret large variations of DM and RM for both FRB 20121102A and FRB 20190520B (e.g., Desvignes et al. 2018), even for a “zero-crossing” reversal. However, no X-ray counterpart of the PRS has been observed, which gives an upper limit of isotropic X-ray luminosity of $L_X < 5 \times 10^{37} \text{ erg s}^{-1}$ for FRB 20121102A (Chatterjee et al. 2017). A relationship between black hole mass and luminosity of radio (L_R) and X-rays is obtained as $\log(M/10^8 M_{\odot}) = 0.55 + 1.09 \log(L_R/10^{38} \text{ erg s}^{-1}) - 0.59 \log(L_X/10^{40} \text{ erg s}^{-1})$ based on a sample of 30 AGN with independent dynamical mass measurements (Gültekin et al. 2019). One can estimate a black hole mass of $\sim 10^{11} M_{\odot}$ much larger than the stellar mass of the host galaxy of FRB 20121102A. The host galaxy of FRB 20190520B has an estimated stellar mass of $\sim 6 \times 10^8 M_{\odot}$, suggesting the presence of an intermediate-mass black hole with a mass around $\sim 10^{2-6} M_{\odot}$. The mass estimation implies a modeled X-ray luminosity lower limit of $2.1 \times 10^{44} \text{ erg s}^{-1}$ that is consistent with the Fermi-LAT observation (Yan et al. 2024).

In contrast, FRB 20180301A has not been discovered to be accompanied by a PRS (Bhandari et al. 2022). Combined with $\langle B_{\parallel} \rangle \sim 7 \text{ mG}$, the number density of relativistic plasma is $n_{0,h} \lesssim 10^{-2} \text{ cm}^{-3} (L/10^{17} \text{ cm})^{-3}$, much smaller than the fitting results of the hot plasma medium in Section 4.1. Considering a strong turbulent environment, the magnetic field perpendicular to the LOS could be extremely high in a short time. This suggests that the environment of FRB 20180301A may be situated within a binary system. The stellar atmosphere or the stellar wind of a compact star could effectively explain the variations in DM and RM, including the sign reversal of RM.

6. SUMMARY

Rich polarization data from FRBs have been observed, showing a complicated frequency evolution of Stokes parameters in some cases. We developed an analytical so-

lution for the transformation of the polarized emission on the Stokes basis. We mainly focus on the spectropolarimetric properties of an outgoing wave from a homogeneous magnetized thermal plasma medium. We have drawn the following conclusions.

(1) When an FRB propagates through a magnetized thermal plasma, the emissivity of the medium can be neglected. The absorption and Faraday mixing coefficients mainly influence the polarization spectrum of the outgoing waves.

(2) For a low-density cold thermal plasma medium, Faraday rotation can dominate the propagation for GHz-waves if $B \lesssim 3 \times 10^2$ G, while Faraday conversion becomes strong for $B \gtrsim 3 \times 10^2$ G. Absorption becomes dominant for a highly dense medium. In a hot thermal plasma with $\nu_B \ll \nu$, the Faraday rotation rate is significantly reduced, while the conversion rate increases compared to a cold plasma. Furthermore, Faraday rotation is the only dominant process for a power-law distributed relativistic plasma when $\nu_{\min} \ll \nu$.

(3) Spectro-polarimetric properties are diverse for a Faraday mixing scenario, i.e., $|\rho_V| \approx |\rho_Q|$. Stokes parameters, Q , U , and V , oscillate with wavelength but for different phases, depending on the direction of the B -field projection on the LOS. Linear polarization have approximately twice the oscillation frequency as circular polarization. The rotational axis of the polarization spectrum undergoes precession as the frequency changes due to the difference of frequency dependencies between Faraday rotation and conversion.

(4) The PA spectrum within one period can sometimes be characterized as an ‘S-shape’ or other more complex shapes. In this case, the PA spectrum deviates from a λ^2 -oscillation, reminiscent of what is known as the GFR. We show that the Faraday mixing case can replace the method of GFR to study polarization spectra, which can give a more physical representation of the problem, as the Faraday mixing spectrum reflects the magnetic environment more clearly.

(5) Such a Faraday mixing scenario can happen for both the cold and hot thermal plasmas. In that case, the cold plasma medium requires a strong magnetic field component perpendicular to the LOS. For the hot plasma medium, the strength of the magnetic field and the angle it makes relative to the LOS could be much smaller. To display a similar polarization spectrum, the hot plasma medium should have a larger DM than the cold plasma.

(6) Significant absorption combined with Faraday rotation and conversion can exist in a highly dense and magnetized plasma medium. The outgoing waves can be highly circularly polarized in a narrow emitting band when the incoming waves have a certain degree of circular polarization.

(7) We apply the transformation equation to study the magnetic environments of some FRBs. The frequency-dependent circular polarization properties of FRB 20180301A can be interpreted through the Faraday mixing scenario. The circum-source medium may be predominantly influenced by the binary companion that experiences significant turbulence, which can lead to a reversal of the RM, thereby inducing Faraday conversion. In the case of FRB 20190520B, the circum-source medium may consist of a combination of cold and hot plasmas, with the hot plasma emitting as the PRS and the cold plasma contributing to the high DM. The frequency-dependent circular polarization and PRS of FRB 20201124A are likely due to the Faraday conversion from a hot plasma medium. Some dense clouds may move across the LOS of FRB 20201124A, which induces highly circularly polarized bursts due to absorption. The PRS associated with FRB 20240114A may also be interpreted as synchrotron radiation from a hot plasma medium. Bursts with frequency-dependent circular polarizations are expected to be observed in FRB 20240114A.

ACKNOWLEDGMENTS

We are grateful to Shunshun Cao, Alex Cooper, Ke-jia Lee, Ruxi Liang, Zenan Liu, Rui Luo, Chenhui Niu, Jiarui Niu, Lucy Oswald, Yuanhong Qu, Pavan Uttarkar, Pei Wang, Tiancong Wang, Yuan-Pei Yang, Junshuo Zhang, Dejaing Zhou, and Yuanchuan Zou for helpful discussion. W.-Y. W. acknowledges support from the NSFC (No.12261141690 and No.12403058), the National SKA Program of China (No. 2020SKA0120100), and the Strategic Priority Research Program of the CAS (No. XDB0550300). C.-H. N. is supported by NSFC (No.12203069), the CAS Youth Interdisciplinary Team, and the Foundation of Guizhou Provincial Education Department for Grants No. KY(2023)059. J.F.L. acknowledges support from the NSFC (Nos.11988101 and 11933004) and from the New Cornerstone Science Foundation through the New Cornerstone Investigator Program and the XPLOER PRIZE. W.W.Z. is supported by the National Natural Science Foundation of China (grant No. 12041303) and National SKA Program of China (grant No. 2020SKA0120200)

APPENDIX

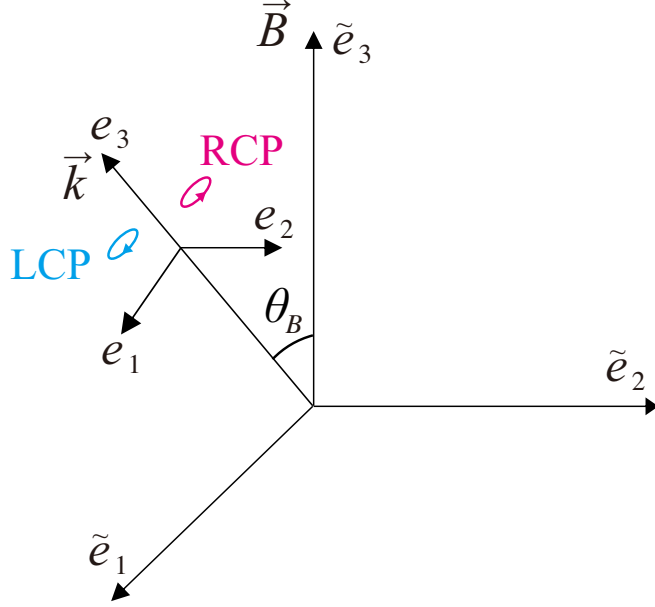


Figure 11. Sketch map of polarization: vectors e_1 , and e_2 represent the wave vector, respectively. e_1 is located in the $k - B$ plane and e_2 is perpendicular to e_1 and parallel to \tilde{e}_2 . In the coordinate, a left-handed circular polarization (LCP) is shown in cyan and magenta for right-handed circular polarization (RCP).

A. PLASMA RESPONSE

A general geometry is depicted in Figure 11. PAs increase as the RCP wave propagates in the positive k direction, that is, the electric field vector rotates counter-clockwise, as seen by the observer. Such an RCP wave defined here forms a left-handed helix in space. It is worth noting that when the definitions of LCP and RCP differ, the direction of Faraday rotation and conversion may also be reversed. In this work, all our calculations follow the definitions in Figure 11.

The response tensor can describe the propagation of weak electromagnetic waves in a homogeneous magnetized plasma. The dielectric tensor is given by

$$\epsilon_\nu^\mu = \delta_\nu^\mu + \frac{4\pi c}{\omega^2} \alpha_\nu^\mu, \quad (\text{A1})$$

where the response tensor is given by (Trubnikov 1958)

$$\begin{aligned} \alpha_\nu^\mu(k) &= \frac{ie^2 n_0 \omega}{cm \bar{\gamma}^2 K_2(\bar{\gamma}^{-1})} \int_0^\infty d\xi \left[t_\nu^\mu \frac{K_2(r)}{r^2} - R^\mu \bar{R}_\nu \frac{K_3(r)}{r^3} \right], \\ t_\nu^\mu &= \begin{pmatrix} \cos^2 \theta_B \cos \omega_B \xi + \sin^2 \theta_B & \eta \cos \theta_B \sin \omega_B \xi \\ -\eta \cos \theta_B \sin \omega_B \xi & \cos \omega_B \xi \end{pmatrix}, \\ R^\mu &= \frac{\omega \sin \theta_B}{\omega_B} [\cos \theta_B (\sin \omega_B \xi - \omega_B \xi), -\eta (1 - \cos \omega_B \xi)] \\ \bar{R}_\nu &= \frac{\omega \sin \theta_B}{\omega_B} [\cos \theta_B (\sin \omega_B \xi - \omega_B \xi), \eta (1 - \cos \omega_B \xi)] \\ r &= \left[\frac{1}{\bar{\gamma}^2} - 2i \frac{\omega \xi}{\bar{\gamma}} + \frac{\omega^2 \sin^2 \theta_B}{\omega_B^2} (2 - \omega_B^2 \xi^2 - 2 \cos \omega_B \xi) \right]^{1/2}, \end{aligned} \quad (\text{A2})$$

where η is the sign of the charge. Note that the only significant contribution to the integral over proper time is from the range $\omega_B \xi \ll 1$. The first terms of Equation (A2) can be written as

$$\begin{aligned} r^2 &= r_0^2 + \delta r^2, \quad r_0^2 = \frac{1}{\bar{\gamma}^2} - 2i \frac{\omega \xi}{\bar{\gamma}}, \quad \delta r^2 = -\frac{\sin^2 \theta_B}{12} \omega^2 \omega_B^2 \xi^4, \\ t_\nu^\mu &= \begin{pmatrix} 1 - \cos^2 \theta_B (\omega_B^2 \xi^2 / 2) & \eta \omega_B \xi \cos \theta_B \\ -\eta \omega_B \xi \cos \theta_B & 1 - \omega_B^2 \xi^2 / 2 \end{pmatrix}, \\ R^\mu \bar{R}_\nu &= -\frac{\omega^2 \omega_B^2 \xi^4}{4} \sin^2 \theta_B \begin{pmatrix} 0 & 0 \\ 0 & 1 \end{pmatrix}. \end{aligned} \quad (\text{A3})$$

The components of the dielectric tensor in the lowest orders in ω_B/ω are given by

$$\begin{aligned} \epsilon_1^1 &= 1 - \frac{\omega_p^2}{\omega^2} \left[\frac{K_1(\bar{\gamma}^{-1})}{K_2(\bar{\gamma}^{-1})} \left(1 + \frac{\omega_B^2}{\omega^2} \cos^2 \theta_B \right) + \frac{\bar{\gamma} \omega_B^2 \sin^2 \theta_B}{\omega^2} \right] \\ \epsilon_2^2 &= 1 - \frac{\omega_p^2}{\omega^2} \left[\frac{K_1(\bar{\gamma}^{-1})}{K_2(\bar{\gamma}^{-1})} \left(1 + \frac{\omega_B^2}{\omega^2} \right) + \frac{7\bar{\gamma} \omega_B^2 \sin^2 \theta_B}{\omega^2} \right] \\ \epsilon_2^1 &= -\epsilon_1^2 = -i\eta \frac{\omega_p^2 \omega_B}{\omega^3} \frac{K_0(\bar{\gamma}^{-1})}{K_2(\bar{\gamma}^{-1})} \cos \theta_B \end{aligned} \quad (\text{A4})$$

where ω_p is the plasma frequency. The Faraday rotation and conversion coefficients are defined as

$$\begin{aligned} \rho_V &= -i \frac{\omega}{c} \epsilon_2^1, \\ \rho_Q &= -\frac{\omega}{2c} (\epsilon_1^1 - \epsilon_2^2). \end{aligned} \quad (\text{A5})$$

In order to consider more general cases, two multipliers could be introduced to fix the response tensor. These two multipliers contain information about higher orders. One expression of the two multipliers is given by (Shcherbakov 2008)

$$\begin{aligned} f(X) &= 2.011 \exp\left(-\frac{X^{1.035}}{4.7}\right) - \cos\left(\frac{X}{2}\right) \exp\left(-\frac{X^{1.2}}{2.73}\right) - 0.011 \exp\left(-\frac{X}{47.2}\right), \\ g(X) &= 1 - 0.11 \ln(1 + 0.035X), \\ X &= 10^{3/2} 2^{1/4} \bar{\gamma} \left(\frac{\omega_B}{\omega} \sin \theta_B\right)^{1/2}. \end{aligned} \quad (\text{A6})$$

The boundary of the expression is that when the high-frequency limit ($\omega \gg \omega_p$) is valid. For a cold plasma medium with $\omega_B \ll \omega$, the coefficients can be calculated as

$$\begin{aligned} \rho_V &= -\frac{e^3 B n_0 \cos \theta_B}{\pi m_e^2 c^2 \nu^2}, \\ \rho_Q &= -\frac{e^4 B^2 n_0 \sin^2 \theta_B}{4\pi^2 c^3 m_e^3 \nu^3}, \end{aligned} \quad (\text{A7})$$

while for a hot plasma, the coefficients can be calculated as

$$\begin{aligned} \rho_V &= -\frac{e^3 B n_0 \cos \theta_B}{2\pi k_B^2 T^2 \nu^2} \ln \frac{k_B T}{m_e c^2}, \\ \rho_Q &= -\frac{3e^4 B^2 n_0 k_B T \sin^2 \theta_B}{2\pi^2 c^4 m_e^4 \nu^3}. \end{aligned} \quad (\text{A8})$$

As can be seen, the formations of Faraday conversion and rotation coefficients have the same sign for electrons. If the charges are positrons, the signs of these two coefficients can be opposite.

B. ABSORPTION COEFFICIENT

The interaction between a photon and a charge in a magnetic field can create absorption that is accompanied by synchrotron radiation. This process can be described by means of Einstein coefficients (Rybicki & Lightman 1979):

$$\eta_I = \frac{h\nu}{4\pi} \Sigma_{E_1} \Sigma_{E_2} [n(E_1)B_{12} - n(E_2)B_{21}] \phi_{21}(\nu). \quad (\text{B9})$$

Here we take $B_{12} = B_{21}$ and ϕ_{21} as a δ -function. Therefore, we have

$$\eta_I = \frac{c^2}{8\pi h\nu^3} \Sigma_{E_2} [n(E_2 - h\nu) - n(E_2)] P(\nu, E_2), \quad (\text{B10})$$

where h is the Planck constant. If the electrons is isotropically distributed with a function of $f(p)$ in momenta space, Equation (B10) becomes

$$\eta_I = \frac{c^2}{8\pi h\nu^3} \int d^3p_2 [f(p_2^*) - f(p_2)] P(\nu, E_2), \quad (\text{B11})$$

where p_2^* is the momentum corresponding to energy $E_2 - h\nu$. We introduce energy distribution to replace that in momenta space. For the ultra-relativistic charges ($E \gg m_e c^2$), we have

$$N(E)dE = 4\pi f(p)p^2 dp. \quad (\text{B12})$$

One can then obtain

$$\eta_I = \frac{c^2}{8\pi h\nu^3} \int dE P(\nu, E) E^2 \left[\frac{N(E - h\nu)}{(E - h\nu)^2} - \frac{N(E)}{E^2} \right]. \quad (\text{B13})$$

Expanding to first order in $h\nu$ ($h\nu \ll E$) one has

$$\eta_I = -\frac{c^2}{8\pi\nu^2} \int dE P(\nu, E) E^2 \frac{\partial}{\partial E} \left[\frac{N(E)}{E^2} \right]. \quad (\text{B14})$$

For thermal-distributed ultra-relativistic particles, the absorption coefficient is

$$\eta_I = \frac{c^2}{8\pi\nu^2 k_B T} \int N(E) P(\nu, E) dE, \quad (\text{B15})$$

in which the Kirchhoff's law is in the Rayleigh-Jeans regime. For power-law distributed particles, the absorption coefficient is

$$\eta_I = \frac{(p+2)c^2}{8\pi c^2} \int dE P(\nu, E) \frac{N(E)}{E}. \quad (\text{B16})$$

C. GENERALIZED FARADAY ROTATION

In addition to the conventional Faraday rotation, the GFR introduces a scaling index α , where α is no longer frozen to 2, to describe the spectral dependence. scaling index α . The polarization vector is defined as

$$\mathbf{P}(\lambda) = P \begin{pmatrix} \cos(2\Psi) \cos(2\chi) \\ \sin(2\Psi) \cos(2\chi) \\ \sin(2\chi) \end{pmatrix}. \quad (\text{C17})$$

Here Ψ is expressed as

$$\Psi(\lambda) = \Psi_0 + \text{GRM}(\lambda^\alpha - \lambda_0^\alpha), \quad (\text{C18})$$

where Ψ_0 is the intrinsic PA, χ is the ellipticity angle with respect to the V -axis in the Poincaré sphere, and GRM is an analog of RM for the conventional Faraday rotation. The linear-to-circular conversion is established by applying a pair of rotation matrices to shift the longitude and latitude of the polarization-rotation axis. The final polarization vector can be written as (Lower et al. 2024)

$$\mathbf{P}_{\text{GFR}} = \mathbf{R}_\psi \mathbf{R}_{\theta\phi} \mathbf{P}(\lambda), \quad (\text{C19})$$

where \mathbf{R}_ψ is the FR-induced shift in the polarization vector, with a fixed latitude on the Poincare sphere, $\mathbf{R}_{\theta\phi}$ is the rotation matrix describing the arbitrary rotation of the polarization vector on Poincare sphere over different latitudes:

$$\mathbf{R}_\psi = \begin{pmatrix} \cos 2\psi & -\sin 2\psi & 0 \\ \sin 2\psi & \cos 2\psi & 0 \\ 0 & 0 & 1 \end{pmatrix},$$

$$\mathbf{R}_{\theta\phi} = \begin{pmatrix} \cos(\theta)\cos(\phi) & -\cos(\theta)\sin(\phi) & \sin(\theta) \\ \sin(\phi) & \cos(\phi) & 0 \\ -\sin(\theta)\cos(\phi) & \sin(\theta)\sin(\phi) & \cos(\theta) \end{pmatrix},$$
(C20)

where θ describes the angle of the axis about which the polarization vector rotates, and ϕ is the rotation about the Stokes- U axis on the Poincare sphere.

REFERENCES

- Andersen, B. C., Fonseca, E., McKee, J. W., et al. 2023, ApJ, 943, 57, doi: [10.3847/1538-4357/aca485](https://doi.org/10.3847/1538-4357/aca485)
- Anna-Thomas, R., Connor, L., Dai, S., et al. 2023, Science, 380, 599, doi: [10.1126/science.abo6526](https://doi.org/10.1126/science.abo6526)
- Bera, A., James, C. W., McKinnon, M. M., et al. 2024, arXiv e-prints, arXiv:2411.14784, doi: [10.48550/arXiv.2411.14784](https://doi.org/10.48550/arXiv.2411.14784)
- Bhandari, S., Heintz, K. E., Aggarwal, K., et al. 2022, The Astronomical Journal, 163, 69, doi: [10.3847/1538-3881/ac3aec](https://doi.org/10.3847/1538-3881/ac3aec)
- Bhandari, S., Marcote, B., Sridhar, N., et al. 2023, ApJL, 958, L19, doi: [10.3847/2041-8213/ad083f](https://doi.org/10.3847/2041-8213/ad083f)
- Bochenek, C. D., Ravi, V., Belov, K. V., et al. 2020, Nature, 587, 59, doi: [10.1038/s41586-020-2872-x](https://doi.org/10.1038/s41586-020-2872-x)
- Bruni, G., Piro, L., Yang, Y.-P., et al. 2024a, Nature, 632, 1014, doi: [10.1038/s41586-024-07782-6](https://doi.org/10.1038/s41586-024-07782-6)
- Bruni, G., Piro, L., Yang, Y. P., et al. 2024b, arXiv e-prints, arXiv:2412.01478, doi: [10.48550/arXiv.2412.01478](https://doi.org/10.48550/arXiv.2412.01478)
- Chatterjee, S., Law, C. J., Wharton, R. S., et al. 2017, Nature, 541, 58, doi: [10.1038/nature20797](https://doi.org/10.1038/nature20797)
- CHIME/FRB Collaboration, Andersen, B. C., Bandura, K. M., et al. 2020, Nature, 587, 54, doi: [10.1038/s41586-020-2863-y](https://doi.org/10.1038/s41586-020-2863-y)
- Dai, S., Feng, Y., Yang, Y. P., et al. 2022, arXiv e-prints, arXiv:2203.08151, doi: [10.48550/arXiv.2203.08151](https://doi.org/10.48550/arXiv.2203.08151)
- Day, C. K., Deller, A. T., Shannon, R. M., et al. 2020, MNRAS, 497, 3335, doi: [10.1093/mnras/staa2138](https://doi.org/10.1093/mnras/staa2138)
- Desvignes, G., Eatough, R. P., Pen, U. L., et al. 2018, ApJL, 852, L12, doi: [10.3847/2041-8213/aaa2f8](https://doi.org/10.3847/2041-8213/aaa2f8)
- Feng, Y., Li, D., Yang, Y.-P., et al. 2022, Science, 375, 1266, doi: [10.1126/science.abl7759](https://doi.org/10.1126/science.abl7759)
- Feng, Y., Li, D., Zhang, Y.-K., et al. 2024, ApJ, 974, 296, doi: [10.3847/1538-4357/ad7a64](https://doi.org/10.3847/1538-4357/ad7a64)
- Foreman-Mackey, D., Conley, A., Meierjürgen Farr, W., et al. 2013, emcee: The MCMC Hammer, Astrophysics Source Code Library, record ascl:1303.002
- Ginzburg, V. L., & Syrovatskii, S. I. 1965, ARA&A, 3, 297, doi: [10.1146/annurev.aa.03.090165.001501](https://doi.org/10.1146/annurev.aa.03.090165.001501)
- Gruzinov, A., & Levin, Y. 2019, ApJ, 876, 74, doi: [10.3847/1538-4357/ab0fa3](https://doi.org/10.3847/1538-4357/ab0fa3)
- Gültekin, K., King, A. L., Cackett, E. M., et al. 2019, ApJ, 871, 80, doi: [10.3847/1538-4357/aaf6b9](https://doi.org/10.3847/1538-4357/aaf6b9)
- Hilmarsson, G. H., Michilli, D., Spitler, L. G., et al. 2021, ApJL, 908, L10, doi: [10.3847/2041-8213/abdec0](https://doi.org/10.3847/2041-8213/abdec0)
- Jiang, J.-C., Wang, W.-Y., Xu, H., et al. 2022, Research in Astronomy and Astrophysics, 22, 124003, doi: [10.1088/1674-4527/ac98f6](https://doi.org/10.1088/1674-4527/ac98f6)
- Jiang, J. C., Xu, J. W., Niu, J. R., et al. 2024, arXiv e-prints, arXiv:2408.03313, doi: [10.48550/arXiv.2408.03313](https://doi.org/10.48550/arXiv.2408.03313)
- Johnston, S., Ball, L., Wang, N., & Manchester, R. N. 2005, MNRAS, 358, 1069, doi: [10.1111/j.1365-2966.2005.08854.x](https://doi.org/10.1111/j.1365-2966.2005.08854.x)
- Johnston, S., Manchester, R. N., Lyne, A. G., et al. 1996, MNRAS, 279, 1026, doi: [10.1093/mnras/279.3.1026](https://doi.org/10.1093/mnras/279.3.1026)
- Jones, T. W., & O'Dell, S. L. 1977, ApJ, 214, 522, doi: [10.1086/155278](https://doi.org/10.1086/155278)
- Kennett, M., & Melrose, D. 1998, PASA, 15, 211, doi: [10.1071/AS98211](https://doi.org/10.1071/AS98211)
- Kumar, P., Shannon, R. M., Lower, M. E., et al. 2022, MNRAS, 512, 3400, doi: [10.1093/mnras/stac683](https://doi.org/10.1093/mnras/stac683)
- Kumar, P., Luo, R., Price, D. C., et al. 2023, MNRAS, 526, 3652, doi: [10.1093/mnras/stad2969](https://doi.org/10.1093/mnras/stad2969)
- Legg, M. P. C., & Westfold, K. C. 1968, ApJ, 154, 499, doi: [10.1086/149777](https://doi.org/10.1086/149777)
- Lewis, A. 2019. <https://arxiv.org/abs/1910.13970>
- Li, D., Bilous, A., Ransom, S., Main, R., & Yang, Y.-P. 2023, Nature, 618, 484, doi: [10.1038/s41586-023-05983-z](https://doi.org/10.1038/s41586-023-05983-z)

- Lorimer, D. R., Bailes, M., McLaughlin, M. A., Narkevic, D. J., & Crawford, F. 2007, *Science*, 318, 777, doi: [10.1126/science.1147532](https://doi.org/10.1126/science.1147532)
- Lower, M. E., Johnston, S., Lyutikov, M., et al. 2024, *Nature Astronomy*, 8, 606, doi: [10.1038/s41550-024-02225-8](https://doi.org/10.1038/s41550-024-02225-8)
- Luo, R., Wang, B. J., Men, Y. P., et al. 2020, *Nature*, 586, 693, doi: [10.1038/s41586-020-2827-2](https://doi.org/10.1038/s41586-020-2827-2)
- Marszewski, A., Prather, B. S., Joshi, A. V., Pandya, A., & Gammie, C. F. 2021, *ApJ*, 921, 17, doi: [10.3847/1538-4357/ac1b28](https://doi.org/10.3847/1538-4357/ac1b28)
- Melrose, D. B. 1997, *Journal of Plasma Physics*, 58, 735, doi: [10.1017/S0022377897006284](https://doi.org/10.1017/S0022377897006284)
- . 2010, *ApJ*, 725, 1600, doi: [10.1088/0004-637X/725/2/1600](https://doi.org/10.1088/0004-637X/725/2/1600)
- Men, Y., McSweeney, S., Hurley-Walker, N., Barr, E., & Stappers, B. 2025, *Science Advances*, 11, eadp6351, doi: [10.1126/sciadv.adp6351](https://doi.org/10.1126/sciadv.adp6351)
- Michilli, D., Seymour, A., Hessels, J. W. T., et al. 2018, *Nature*, 553, 182, doi: [10.1038/nature25149](https://doi.org/10.1038/nature25149)
- Ng, C., Pandhi, A., Mckinven, R., et al. 2024, Polarization properties of 28 repeating fast radio burst sources with CHIME/FRB. <https://arxiv.org/abs/2411.09045>
- Nimmo, K., Hessels, J. W. T., Keimpema, A., et al. 2021, *Nature Astronomy*, 5, 594, doi: [10.1038/s41550-021-01321-3](https://doi.org/10.1038/s41550-021-01321-3)
- Niu, C. H., Aggarwal, K., Li, D., et al. 2022, *Nature*, 606, 873, doi: [10.1038/s41586-022-04755-5](https://doi.org/10.1038/s41586-022-04755-5)
- Niu, J. R., Wang, W. Y., Jiang, J. C., et al. 2024, *ApJL*, 972, L20, doi: [10.3847/2041-8213/ad7023](https://doi.org/10.3847/2041-8213/ad7023)
- Oswald, L. S., Karastergiou, A., & Johnston, S. 2023, *MNRAS*, 525, 840, doi: [10.1093/mnras/stad2271](https://doi.org/10.1093/mnras/stad2271)
- Pacholczyk, A. G., & Swihart, T. L. 1975, *ApJ*, 196, 125, doi: [10.1086/153399](https://doi.org/10.1086/153399)
- Pandya, A., Zhang, Z., Chandra, M., & Gammie, C. F. 2016, *ApJ*, 822, 34, doi: [10.3847/0004-637X/822/1/34](https://doi.org/10.3847/0004-637X/822/1/34)
- Petroff, E., Hessels, J. W. T., & Lorimer, D. R. 2019, *A&A Rv*, 27, 4, doi: [10.1007/s00159-019-0116-6](https://doi.org/10.1007/s00159-019-0116-6)
- Qu, Y., & Zhang, B. 2023, *MNRAS*, 522, 2448, doi: [10.1093/mnras/stad1072](https://doi.org/10.1093/mnras/stad1072)
- . 2024, *ApJ*, 972, 124, doi: [10.3847/1538-4357/ad5d5b](https://doi.org/10.3847/1538-4357/ad5d5b)
- Rybicki, G. B., & Lightman, A. P. 1979, *Radiative processes in astrophysics*
- Sazonov, V. N. 1969, *Soviet Ast.*, 13, 396
- Shcherbakov, R. V. 2008, *ApJ*, 688, 695, doi: [10.1086/592326](https://doi.org/10.1086/592326)
- Sridhar, N., & Metzger, B. D. 2022, *ApJ*, 937, 5, doi: [10.3847/1538-4357/ac8a4a](https://doi.org/10.3847/1538-4357/ac8a4a)
- Stairs, I. H., Manchester, R. N., Lyne, A. G., et al. 2001, *MNRAS*, 325, 979, doi: [10.1046/j.1365-8711.2001.04447.x](https://doi.org/10.1046/j.1365-8711.2001.04447.x)
- Thornton, D., Stappers, B., Bailes, M., et al. 2013, *Science*, 341, 53, doi: [10.1126/science.1236789](https://doi.org/10.1126/science.1236789)
- Trubnikov, B. A. 1958, PhD thesis, -
- Uttarkar, P. A., Shannon, R. M., Lower, M. E., et al. 2024, *MNRAS*, 534, 2485, doi: [10.1093/mnras/stae2159](https://doi.org/10.1093/mnras/stae2159)
- Vedantham, H. K., & Ravi, V. 2019, *MNRAS*, 485, L78, doi: [10.1093/mnrasl/slz038](https://doi.org/10.1093/mnrasl/slz038)
- Wang, F. Y., Zhang, G. Q., Dai, Z. G., & Cheng, K. S. 2022a, *Nature Communications*, 13, 4382, doi: [10.1038/s41467-022-31923-y](https://doi.org/10.1038/s41467-022-31923-y)
- Wang, S. Q., Wang, J. B., Li, D. Z., et al. 2023, *ApJ*, 955, 36, doi: [10.3847/1538-4357/acea81](https://doi.org/10.3847/1538-4357/acea81)
- Wang, W.-Y., Jiang, J.-C., Lee, K., Xu, R., & Zhang, B. 2022b, *MNRAS*, 517, 5080, doi: [10.1093/mnras/stac3070](https://doi.org/10.1093/mnras/stac3070)
- Wang, W.-Y., Yang, Y.-P., Niu, C.-H., Xu, R., & Zhang, B. 2022c, *ApJ*, 927, 105, doi: [10.3847/1538-4357/ac4097](https://doi.org/10.3847/1538-4357/ac4097)
- Xia, Z.-Y., Yang, Y.-P., Li, Q.-C., et al. 2023, *ApJ*, 957, 1, doi: [10.3847/1538-4357/acf5eb](https://doi.org/10.3847/1538-4357/acf5eb)
- Xie, J.-T., Feng, Y., Li, D., et al. 2024, arXiv e-prints, arXiv:2410.10172, doi: [10.48550/arXiv.2410.10172](https://doi.org/10.48550/arXiv.2410.10172)
- Xu, H., Niu, J. R., Chen, P., et al. 2022, *Nature*, 611, E12, doi: [10.1038/s41586-022-05493-4](https://doi.org/10.1038/s41586-022-05493-4)
- Yan, Z., Yu, W., Page, K. L., et al. 2024, arXiv e-prints, arXiv:2402.12084, doi: [10.48550/arXiv.2402.12084](https://doi.org/10.48550/arXiv.2402.12084)
- Yang, Y.-P., Li, Q.-C., & Zhang, B. 2020, *ApJ*, 895, 7, doi: [10.3847/1538-4357/ab88ab](https://doi.org/10.3847/1538-4357/ab88ab)
- Yang, Y.-P., Lu, W., Feng, Y., Zhang, B., & Li, D. 2022, *ApJL*, 928, L16, doi: [10.3847/2041-8213/ac5f46](https://doi.org/10.3847/2041-8213/ac5f46)
- Zhang, B. 2018, *The Physics of Gamma-Ray Bursts*, doi: [10.1017/9781139226530](https://doi.org/10.1017/9781139226530)
- . 2022, *ApJ*, 925, 53, doi: [10.3847/1538-4357/ac3979](https://doi.org/10.3847/1538-4357/ac3979)
- . 2023, *Reviews of Modern Physics*, 95, 035005, doi: [10.1103/RevModPhys.95.035005](https://doi.org/10.1103/RevModPhys.95.035005)
- Zhang, X., Yu, W., Yan, Z., Xing, Y., & Zhang, B. 2025, arXiv e-prints, arXiv:2501.14247, doi: [10.48550/arXiv.2501.14247](https://doi.org/10.48550/arXiv.2501.14247)
- Zhang, X., Yu, W., Law, C., et al. 2023a, *ApJ*, 959, 89, doi: [10.3847/1538-4357/ad0545](https://doi.org/10.3847/1538-4357/ad0545)
- Zhang, Y.-K., Li, D., Zhang, B., et al. 2023b, *ApJ*, 955, 142, doi: [10.3847/1538-4357/aced0b](https://doi.org/10.3847/1538-4357/aced0b)