

Rethinking Timesteps Samplers and Prediction Types

Bin Xie¹ and Gady Agam¹

Department of Computer Science, Illinois Institute of Technology, USA
bxie9@hawk.iit.edu, agam@iit.edu

Abstract. Diffusion models suffer from the huge consumption of time and resources to train. For example, diffusion models need hundreds of GPUs to train for several weeks for a high-resolution generative task to meet the requirements of an extremely large number of iterations and a large batch size. Training diffusion models become a millionaire’s game. With limited resources that only fit a small batch size, training a diffusion model always fails. In this paper, we investigate the key reasons behind the difficulties of training diffusion models with limited resources. Through numerous experiments and demonstrations, we identified a major factor: the significant variation in the training losses across different timesteps, which can easily disrupt the progress made in previous iterations. Moreover, different prediction types of x_0 exhibit varying effectiveness depending on the task and timestep. We hypothesize that using a mixed-prediction approach to identify the most accurate x_0 prediction type could potentially serve as a breakthrough in addressing this issue. In this paper, we outline several challenges and insights, with the hope of inspiring further research aimed at tackling the limitations of training diffusion models with constrained resources, particularly for high-resolution tasks.

Keywords: Diffusion Models · Time Sampler · Mixed Predictions

1 Introduction and Motivation

Recent works on diffusion-based (DDPM [2]) or scored-based (NCSN [8]) generative models which we call both models “diffusion models” for brevity, have proposed with similar ideas underneath but two kinds of different perspectives. Firstly, the *diffusion process* utilizes T steps of a small amount of isotropic Gaussian noise with gradually incremental standard deviations to corrupt a data $x_0 \sim q(x_0)$. Eventually when T is sufficiently large $T \rightarrow \infty$, x_T is equivalent to an isotropic Gaussian distribution. Then diffusion models are trained to learn to denoise each different step. Finally, diffusion models can construct desired data samples via a Markov chain that progressively denoises from a Gaussian noise into a high-quality image. The Markov process of diffusion models is either based on Langevin dynamics algorithm [8] or learned via reversing the above *diffusion process* for score-based or diffusion-based generative models[6], respectively.

Both breakthrough diffusion models of DDPM [2] and NCSN [8] have achieved excellent performance on unconditional image generation tasks. Afterward, several recent papers have proposed to improve the efficiencies and effectiveness of diffusion models, such as DDIM [7] improved the speed of the inference process, improved DDPM [3] improves the noise schedule and replaces the fixing σ_t^2 to a learnable $\Sigma_\theta(x_t, t)$ to improve the performance, and Guided-Diffusion [1] achieves state-of-the-art performance via modifying the network architecture of the UNet [5] and involving a guided classifier to achieve conditional diffusion models on class labels.

However, diffusion models suffer from the huge consumption of time and resources to train. For example, training diffusion models for high-resolution generative tasks demands hundreds of GPUs and several weeks of processing to accommodate the vast number of iterations and large batch sizes. Specifically, training a Stable Diffusion [4] model utilized 256 A100 GPUs and spent 32 days, of which the total cost is nearly half a million dollars. Training diffusion models become a millionaire’s game. Unfortunately, when resources are limited to small batch sizes, training a diffusion model often ends in failure. Why is it so difficult to train a diffusion model? Is it possible to train one with limited resources? In this paper, we explore the reasons why training diffusion models with constrained resources is such a formidable challenge.

The key reason why diffusion models need so many resources to train is ideally to expect to train a neural network via involving timesteps t to approximate T (such as 1000) number of neural networks to handle and predict ϵ_t . We found that there exist differences in MSE losses between the prediction of noise ϵ_θ and the real noise ϵ_t by a large order of magnitude along with timesteps. The difference between the maximum loss ($t = 0$) and the minimum loss ($t = T$) is usually on the order of 10^6 magnitude. Under such extremely harsh demands, training diffusion models are compelled to utilize so many resources.

Meanwhile, the sampling of diffusion models during the training process is a random sampling strategy from the range of $[0, T]$. When we sample a small batch of timesteps and finish the back-propagation, how to promise the loss of the total timesteps decrease together?

However, training diffusion models still fail when we increase the number of iterations with a small batch size so that the total number of sampling for each timestep is equal to the number of sampling for each timestep of the diffusion models with a large batch size. The same resources would not result in the same results.

Through numerous experiments and demonstrations, we discovered significant differences in sampling timesteps when using small batch sizes. These differences lead to large variations in MSE losses during training. Specifically, an iteration with a large MSE loss will destroy the previous iterations with a relatively smaller MSE loss if the losses are not of the same magnitude. As a result, the large discrepancies in sampling timesteps often undermine the progress from earlier efforts. Additionally, we found that different timesteps have varying levels of impact, with timesteps closer to 0 playing a more crucial role during the

inference process. Therefore, when working with limited resources, it is essential to allocate more resources to the more important timesteps.

Moreover, there are three parameterizations to predict \mathbf{x}_0 from the input \mathbf{x}_t at time step t , predicting x_0 directly, v_t , and ϵ_t . Different types of predictions have different abilities in terms of different tasks and different timesteps. In order to mitigate the variant, we equip our model with the three types of predictions so that our model can achieve more accurate predictions of x_0 via only doing gradient descent for the minimum loss of the three predictions during the training process.

To summarize, we find the following issues: i) we found the key issue for training diffusion models with small batch sizes is that different-scale training losses from different timesteps always destroy each other via a uniform timesteps sampler. ii) We hypothesize that using the mixed-prediction of x_0 via the equipment of three prediction types mitigates the variant of the abilities in terms of different tasks and different timesteps.

2 Observations and Rethinking

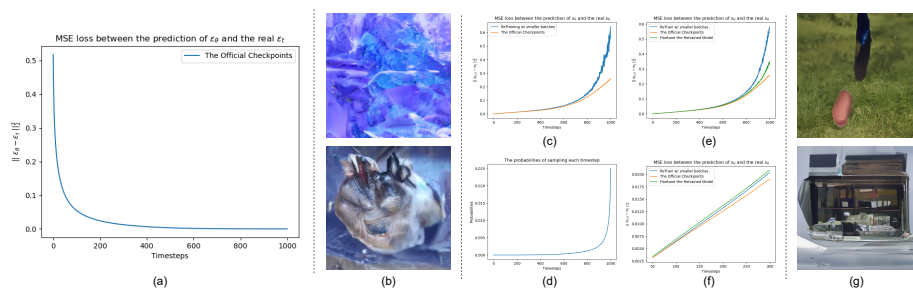


Fig. 1: The timesteps sampler.

In this section, we describe the settings and observations of diffusion models, based on Guided-Diffusion [1] experimental settings, to exploit the intrinsic attributes about the sampling of the timesteps and types of the prediction of \mathbf{x}_0 .

2.1 Rethink Timesteps Sampler

Although diffusion models have strong abilities in image synthesis tasks, the consumption of resources and time is severely huge. It usually spends hundreds of GPUs for more than one month to train a high-resolution diffusion model, for example, training a Stable Diffusion model utilized 256 A100 GPUs and spent 32 days, of which the total cost is nearly half a million dollars. The total number of training iterations usually is more than 1 million. The reason why diffusion models need so many training iterations is ideally to expect to train a neural network via involving timesteps t to approximate T (such as 1000)

number of neural networks to handle and predict ϵ_t . For each timestep of the neural network, it needs enough iterations to train a good model.

But when we utilize the same ImageNet256 generative diffusion model from Guided-Diffusion [1] with a smaller batch size and relatively more training iterations to achieve the same training iterations for each timestep, the final model achieves a poor performance. Figure 1 (b) shows some generative results, which are poor performance. We propose a question: Why do not enough training iterations for each timestep produce a good model with small batch sizes?

Based on the above bad model, we calculate the MSE loss between the prediction of x_0 with the real x_0 for each timestep. Figure 1 (c) illustrate the results. As we can see, the main difference comes from the timesteps nearly $t = T$. Based on the observations, we retrain the bad model with the timesteps sampler the probabilities of each timestep are shown in Figure 1 (d). In this way, we let the bad model train more iterations for the timesteps nearly $t = T$ so that it can decrease the difference between the pre-trained model and the bad model. After 100k training iterations, the difference does decrease shown in Figure 1 (e). However, the losses of the timesteps closed to $t = 0$ instead increase shown in Figure 1 (f). The retrained model (the green line) has larger losses compared with the previous bad mode. It demonstrates training the timesteps close to $t = T$ cause the timesteps close to $t = 0$ to be worse. Meanwhile, the generative results are also poor performance shown in Figure 1 (g). One main conjecture is that the performance of the model at the timesteps nearly $t = 0$ has been destroyed when many iterations at the timesteps nearly $t = T$ are processed.

Meanwhile, we utilize the pre-trained ImageNet256 generative diffusion model to calculate the MSE loss between the prediction of noise ϵ_θ and the real noise ϵ_t for each timestep. The results are shown in Figure 1 (a). As we can see, there are severe differences from $t = 0$ to $t = T$. The difference between the maximum loss and the minimum loss is usually on the order of 10^6 magnitude. It is extremely hard to converge due to the severe differences in the training process.

Therefore, based on the above analysis, we split the whole timesteps into ten slots based on the MSE losses between the prediction of noise ϵ_θ and the real noise ϵ_t for each timestep. The whole procedure is that we first sum the MSE loss values of all timesteps, and then split all timesteps into each slot so that the sum of MSE losses for all timesteps in each slot is the same from $t = 0$ to $t = T$. The specific slots show in Table 1. We selected the 3rd, 5th, 7th, and 9th slots to finetune.

	1st	2nd	3rd	4th	5th	6th	7th	8th	9th	10th
Range	[0,4]	[5, 12]	[13,22]	[23,36]	[37,55]	[56,81]	[82,119]	[120,176]	[177,276]	[277, 1000]

Table 1: The slots.

We conduct some finetune experiments in which we utilize the pre-trained generative diffusion model to train many iterations at a certain range of timesteps.

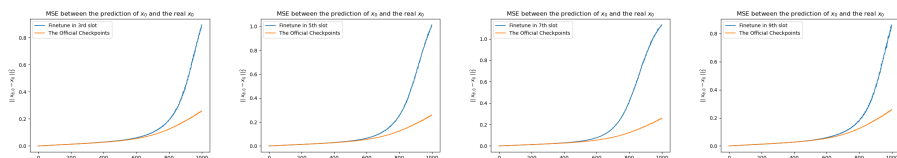


Fig. 2: The results after training many iterations for the 3rd, 5th, 7th, and 9th slots of timesteps.

Figure 2 shows the results that we trained a certain range of timesteps in many iterations. The results illustrate that training at the one range of timesteps is easy to destroy the efforts of training so many iterations at the other range of timesteps.

By a series of experiments and analysis, we can conclude that alternately training at different scale levels of the MSE loss is extremely hard to converge. If we train a diffusion model using a small batch size with a uniform sampler, the random sampling of timesteps would destroy the previous efforts due to the alternate training in different scale losses. In conclusion, we should sample the timesteps so that the MSE losses of all selected timesteps contain different scales as much as possible. In this way, different scale losses should be decreased together.

Rethink the contributions of each timestep. In this section, we will exploit the contributions of each timestep. The main question is “Does each timestep contribute the same effectiveness?”

In order to exploit the contributions of each timestep, we focus on image super-resolution tasks via diffusion models. The diffusion model we used is the super-resolution diffusion model for ImageNet $64 \times 64 \rightarrow 256 \times 256$ from Guided-Diffusion [1]. We encountered the same issue that a small batch size produce a bad model with a uniform sampler. We infer some samples via the bad model. There are severe hue deviations in the generative pictures shown in the left top of Figure 3. The issue is very common in the generation of high-resolution images via diffusion models. There is a question: “Which timesteps have more influence on the hue deviation issue?”

In the inference process from $t = T$ to $t = 0$, we replace the predictions of x_0 via the real x_0 at a certain range of timesteps to see how much performance will be improved. Figure 3 (a) illustrates the results of the experiments in that we replace a certain range of timesteps. As we can see, the performance of replacing the range of $[1, 500]$ is better than replacing the range of $[1000, 500]$. Meanwhile, the performance of replacing the range of $[10, 100]$ is better than replacing the range of $[500, 100]$. The performance is the best when we only replace the range of $[1, 10]$ via the real x_0 . The experiments prove that if a diffusion model can achieve well performance at the timesteps closer to 0, the better the performance.

Meanwhile, the coefficients of x_t and x_0 of $p_\theta(x_{t-1}|x_t, x_0)$ during the inference process are shown in Figure 3 (b). The coefficients of x_0 at most are small compared with the coefficients of x_t from $t = T$ to $t = 0$. Only at the timesteps

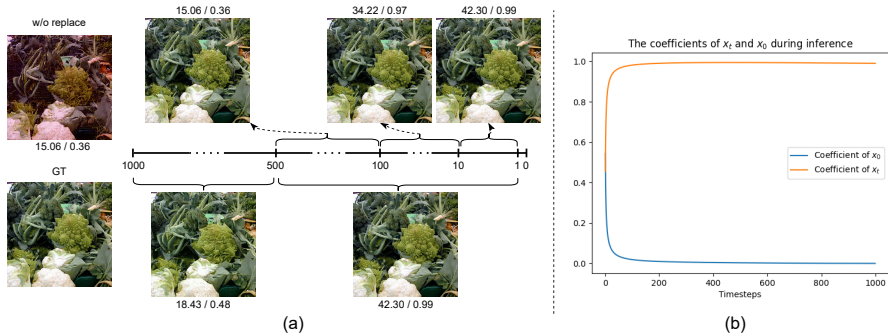


Fig. 3: The contributions of each timestep.

nearly 0 (less than 15), do the coefficients of x_0 relative become larger. In the observations, we also prove the timesteps close to 0 contribute more.

2.2 Rethink the prediction types of x_0

Prediction Types. There are three parameterizations to predict \mathbf{x}_0 from the input \mathbf{x}_t at time step t :

- Predicting \mathbf{x}_0 directly, denoted *d(istance)-prediction*.
- Predicting $\mathbf{v}_t = \sqrt{\bar{\alpha}_t} \epsilon_t - \sqrt{1 - \bar{\alpha}_t} \mathbf{x}_0$, which we can reparameterize the \mathbf{x}_0 via the input \mathbf{x}_t and \mathbf{v}_t : $\mathbf{x}_0 = \sqrt{\bar{\alpha}_t} \mathbf{x}_t - \sqrt{1 - \bar{\alpha}_t} \mathbf{v}_t$. We denote it as *v(elocity)-prediction* since we can obtain $\mathbf{v}_t = C \frac{d\mathbf{x}_t}{dt}$, where C is a constant.
- Predicting ϵ_t from the input \mathbf{x}_t at time step t : $\mathbf{x}_0 = \frac{1}{\sqrt{\bar{\alpha}_t}} (\mathbf{x}_t - \sqrt{1 - \bar{\alpha}_t} \epsilon_t)$. We denote the original type of predictions for \mathbf{x}_0 as *a(cceleration)-prediction* since we can obtain $\epsilon_t = C \frac{d^2\mathbf{x}_t}{dt^2}$, where C is a constant.

In empirical, a pre-trained model for the *d-prediction* and the *a-prediction* works better at time step t closer to $t=T$ and $t=0$, respectively. For the *v-prediction*, it works more average for all time step t . To mitigate the bias of the prediction of \mathbf{x}_0 caused via different predicting types, we propose the mixed prediction of \mathbf{x}_0 .

Rethink Prediction Types. DDPM [2] and many of the following works choose to parameterize the denoising model by predicting ϵ_t with a neural network $\epsilon_\theta(x_t)$. There are common issues that the generated images have noise or hue deviations on high-resolution generative tasks. Especially, there exists the inconsistency of unnatural global color shifts across frames at video super-resolution tasks. But the frames from the *v-prediction* model do not and are more consistent. The *v-prediction* models are good at high-resolution super-resolution tasks, such as Figure 4 shows the *v-prediction* can mitigate hue deviations in video super-resolution tasks that usually have high resolution. However, the performance of ϵ -prediction models is better than *v-prediction* models in low-resolution generative tasks. For different tasks, the different prediction types of x_0 have different abilities.

Meanwhile, in a certain diffusion model, do the different prediction types of x_0 have different abilities at each timestep? The Figure shows the different prediction types of x_0 have different abilities at each timestep.

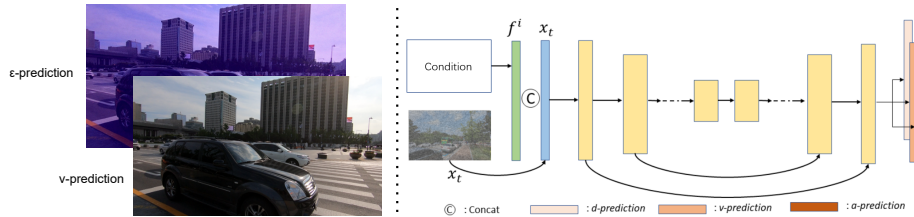


Fig. 4: v -prediction in high-resolution generative diffusion models.

Therefore, we propose the Mixed-Predictions of x_0 shown in the right of Figure 4. We modified the last layer of the UNet model to generate three outputs for x_0 , v_t , and ϵ_t , respectively. In this way, we can let the model learn different prediction types of x_0 automatically. But there is an issue during the training process. We hope to select the minimal loss of the three predictions, but there are different values of the three predictions. A larger loss will affect more via gradient descent, which is opposite to our expectation. Usually, the three predictions differ by a large order of magnitude. Therefore, we modified the training strategy. During the training process, we select the minimal loss of the three predictions to do gradient descent. In this way, we can find the most accurate prediction type of x_0 . However, the above ways can not result in a good approach to address the issue of training a good diffusion model with a small batch size.

3 Issues

3.1 Timesteps Sampler

We have experimented with various timestep samplers, including approaches that allocate more weights for near $t = 0$, and a sampler that decreases weight for near $t = 0$ with increased weights for near $t = T$. Despite trying different designs for timestep sampling, it appears that we need to sample more timesteps for one batch if we want to obtain a good diffusion model. This raises the question: *What is the optimal strategy for designing a timestep sampler that can effectively balance resource constraints while ensuring model performance?*

3.2 Mixed Prediction of x_0

Achieving convergence with mixed predictions of x_0 has proven to be exceptionally challenging. In fact, the results obtained from mixed predictions are often worse than those from a single prediction of x_0 , such as ϵ -prediction. This leads to the question: Why is the mixed prediction of x_0 so difficult to optimize, and can a more effective method be devised to combine different prediction strategies for better performance?

I am currently grappling with these two issues and hope that researchers interested in overcoming these challenges will explore potential solutions, particularly in the context of training high-performing diffusion models with small batch sizes.

References

1. Dhariwal, P., Nichol, A.: Diffusion models beat gans on image synthesis. *Advances in Neural Information Processing Systems* **34** (2021) [2](#), [3](#), [4](#), [5](#)
2. Ho, J., Jain, A., Abbeel, P.: Denoising diffusion probabilistic models. *Advances in Neural Information Processing Systems* **33**, 6840–6851 (2020) [1](#), [2](#), [6](#)
3. Nichol, A.Q., Dhariwal, P.: Improved denoising diffusion probabilistic models. In: *International Conference on Machine Learning*. pp. 8162–8171. PMLR (2021) [2](#)
4. Rombach, R., Blattmann, A., Lorenz, D., Esser, P., Ommer, B.: High-resolution image synthesis with latent diffusion models. In: *Proceedings of the IEEE/CVF Conference on Computer Vision and Pattern Recognition*. pp. 10684–10695 (2022) [2](#)
5. Ronneberger, O., Fischer, P., Brox, T.: U-net: Convolutional networks for biomedical image segmentation. In: *International Conference on Medical image computing and computer-assisted intervention* (2015) [2](#)
6. Sohl-Dickstein, J., Weiss, E., Maheswaranathan, N., Ganguli, S.: Deep unsupervised learning using nonequilibrium thermodynamics. In: *International Conference on Machine Learning*. pp. 2256–2265. PMLR (2015) [1](#)
7. Song, J., Meng, C., Ermon, S.: Denoising diffusion implicit models. *arXiv preprint arXiv:2010.02502* (2020) [2](#)
8. Song, Y., Sohl-Dickstein, J., Kingma, D.P., Kumar, A., Ermon, S., Poole, B.: Score-based generative modeling through stochastic differential equations. *arXiv preprint arXiv:2011.13456* (2020) [1](#), [2](#)