

Molecular Odor Prediction Based on Multi-Feature Graph Attention Networks

HongXin Xie¹, JianDe Sun¹, Yi Shao¹, Shuai Li², Sujuan Hou¹, YuLong Sun¹, Jian Wang¹

¹ Shandong Normal University, Jinan, China

² Shandong University, Jinan, China
jiandesun@hotmail.com

Abstract—Olfactory perception plays a critical role in both human and organismal interactions, yet understanding of its underlying mechanisms and influencing factors remain insufficient. Molecular structures influence odor perception through intricate biochemical interactions, and accurately quantifying structure-odor relationships presents significant challenges. The Quantitative Structure-Odor Relationship (QSOR) task, which involves predicting the associations between molecular structures and their corresponding odors, seeks to address these challenges. To this end, we propose a method for QSOR, utilizing Graph Attention Networks to model molecular structures and capture both local and global features. Unlike conventional QSOR approaches reliant on predefined descriptors, our method leverages diverse molecular feature extraction techniques to automatically learn comprehensive representations. This integration enhances the model’s capacity to handle complex molecular information, improves prediction accuracy. Our approach demonstrates clear advantages in QSOR prediction tasks, offering valuable insights into the application of deep learning in cheminformatics.

Index Terms—Odor Perception, Multi-Scale Feature Integration, Molecular Feature Extraction, Multi-Label Classification, Olfactory Perception

I. INTRODUCTION

Olfaction, an extraordinary form of chemical perception, plays a vital role in human sensory experiences, complementing vision and hearing. Despite advances in understanding its physiological basis, the quantitative mapping of molecular structures to olfactory perception remains a significant challenge [1]. The Quantitative Structure-Odor Relationship (QSOR) aims to uncover how molecular structures encode olfactory characteristics. It bridges chemistry, neuroscience, and sensory science, providing insights into sensory mechanisms and applications in fields such as food, fragrance, and materials science. Olfactory perception is inherently complex, influenced by multidimensional and multi-scale factors ranging from atomic-level bond properties to three-dimensional molecular structures. Traditional QSOR methods [2]–[4], limited by scarce experimental data and simplistic statistical models, struggle to capture the diversity and intricacies of odor perception [1]. To address this, we propose a graph neural network framework that integrates multi-scale molecular features, including atomic-level attributes and global topological properties. Our approach significantly outperforms existing models in predicting odor descriptors, as demonstrated by experimental results. QSOR datasets often exhibit sparse and imbalanced odor labels, where rare odor categories are

underrepresented. To mitigate this, we developed a dynamic loss function that adaptively prioritizes rare odors during training, effectively addressing label imbalance and improving predictive performance, as validated through extensive experiments. While molecular structure remains central to QSOR, odor perception is further shaped by spatial configurations and electronic interactions. Existing QSOR models, which rely on static molecular data, fail to capture these dynamic interactions [5]. To overcome this, we designed a method combining multi-level feature integration and attentional aggregation mechanisms. This design enables accurate modeling of molecular dynamics, significantly enhancing the predictive accuracy of odor-structure relationships. Specifically, the main contributions of our work are as follows:

- We propose a multi-level feature extraction method to address the limitations of existing approaches in capturing the intricate relationships between molecular structures and odors, with its effectiveness validated by experimental results.
- We propose an attention-based node embedding aggregation mechanism that overcomes the limitations of traditional pooling methods. Compared to existing approaches, it introduces a dynamic prioritization strategy for relevant molecular features.
- We propose a network architecture based on graph attention convolution, which alleviates the limitations of traditional GNNs in modeling complex structural and relational features, thereby improving the accuracy of molecular odor prediction.
- To tackle label imbalance in multi-label classification, we introduce the Adaptive Focal Loss function, which dynamically adjusts training weights to focus on hard-to-classify samples, significantly improving rare label predictions.

II. PROPOSED METHOD

To address the complexities of molecular odor prediction, as shown in Fig. 1, we propose a predictive method based on a multi-layer graph attention network. By integrating multi-level molecular feature extraction with graph attentional aggregation modeling and designing a dynamic loss function, the method effectively captures the complex relationships between molecular structures and odor attributes.

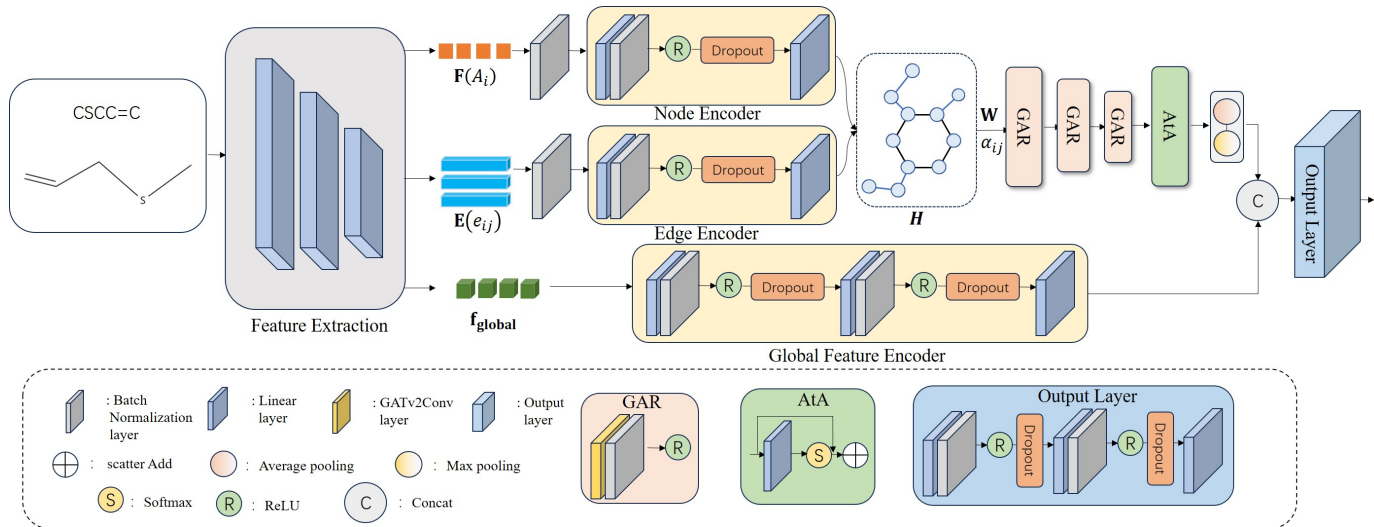


Fig. 1. Overview of our proposed architecture. Our network architecture demonstrates a multi-layer feature extraction and graph attention aggregation framework for efficiently encoding and learning representations of complex input data.

A. Multi-level Feature Extraction

We propose a multi-level feature extraction approach that employs multidimensional representations of molecular structures to effectively capture the latent relationships between molecules and odors.

Local Characteristics To accurately capture molecular characteristics, we developed a comprehensive local feature extraction framework that integrates atomic-level and bond-level information to represent the intricate structural and chemical interactions influencing odor profiles. At the atomic level, fundamental descriptors and advanced chemical properties are utilized, with systematic normalization applied to ensure consistent scaling and numerical stability, resulting in the atomic features $F(A_i)$. Fundamental descriptors, such as atomic number, degree, formal charge, and radical count, provide baseline information on atomic composition and connectivity. Electronegativity reflects an atom’s ability to attract electrons, influencing molecular polarity and receptor binding, which are critical for odor detection in polar functional groups like hydroxyl [6]. Atomic volume captures spatial and conformational characteristics of atoms, crucial for determining molecular volatility and diffusivity, both essential for odor perception [7]. Electron affinity quantifies an atom’s capacity to accept electrons, offering insights into molecular reactivity and stability, directly impacting odor persistence and chemical transformation [8]. Advanced properties such as electronegativity, atomic volume, and electron affinity are normalized using a unified formula:

$$f_{X(A_i)} = \frac{X(A_i) - \mathbf{X}_{\min}}{\mathbf{X}_{\max} - \mathbf{X}_{\min}} \quad (1)$$

where $X = \{\text{electronegativity, volume, electron affinity}\}$, $X(A_i)$ is its value for atom A_i , and \mathbf{X}_{\min} and \mathbf{X}_{\max} denote the normalization bounds. For these properties, the bounds are

defined as follows: electronegativity (0.8, 4.0), atomic volume (4.0, 46.0), and electron affinity (-70.0, 350.0).

In addition to atomic-level features, bond-level characteristics $E(e_{ij})$ are incorporated to comprehensively represent molecular connectivity. These include bond type, conjugation, aromaticity, and branching, as well as the proportions of single, double, and triple bonds. Such features influence electronic distribution and molecular geometry, which are critical in determining key odor-related properties, such as volatility, polarity, and receptor binding modes [9]. The bond feature vector $f(e_{ij})$ is defined as:

$$f(e_{ij}) = [\mathbf{b}, \delta, \phi] \quad (2)$$

where \mathbf{b} represents the basic properties of the edge, including key type etc. $\delta = [\delta_i, \delta_j]$ represent the branching degree of atoms at both ends of the bond, that is, the number of adjacent atoms connected by each atom, and $\phi = [\phi_1, \phi_2, \phi_3]$ represents the ratio of single bond, double bond and triple bond in a molecule.

Functional group features, extracted using a SMARTS [10]-based recognition approach, add another layer of detail by identifying chemical substructures that directly impact molecular polarity and hydrophobicity. These features, crucial for receptor interactions and volatility, enable the model to recognize patterns linked to specific odor characteristics [11]. Given a molecule \mathcal{M} and a set of SMARTS patterns $G = [G_1, G_2, \dots, G_n]$, the feature vector is:

$$f_i = \begin{cases} 1, & \text{if } \mathcal{M} \text{ matches } G_i \\ 0, & \text{otherwise} \end{cases} \quad (3)$$

Thus, f_i is a Boolean value indicating the presence of functional group G_i in molecule \mathcal{M} , determined by SMARTS pattern matching.

The functional group feature vector is defined as:

$$\mathbf{f}_{\text{func}}(A_i) = [f_1, f_2, \dots, f_n] \quad (4)$$

where $\mathbf{f}_{\text{func}}(A_i)$ denotes the functional group feature.

Finally, molecules are modeled as graphs with atoms as nodes and bonds as edges. By representing molecular structures as graphs, the constructed feature representations enable the graph neural network to effectively model the nodes (atoms) and edges (chemical bonds) within the molecule, capturing its intricate relationships and complex characteristics.

Global Characteristics We comprehensively represented molecular structures by integrating multiple molecular fingerprints, including Morgan fingerprints [12], MACCS fingerprints [13], and Topological fingerprints [14]. Each fingerprint captures distinct structural aspects. Morgan fingerprints are effective for encoding local topological features by hashing atomic environments and their neighbors into fixed-length bit vectors. MACCS keys focus on molecular scaffolds, consisting of 166 predefined substructure features, where every bit represents the presence or absence of a specific chemical fragment. This compact representation highlights critical structural patterns in chemistry. Topological fingerprints, on the other hand, capture global molecular topology by computing the shortest paths between all atomic pairs, effectively encoding the molecular distance matrix. The feature vectors for Morgan, MACCS, and Topological fingerprints are denoted as $\mathbf{f}_{\text{Morgan}} \in R^{d_1}$, $\mathbf{f}_{\text{MACCS}} \in R^{d_2}$, $\mathbf{f}_{\text{Topo}} \in R^{d_3}$, respectively, where d_1, d_2, d_3 are their respective dimensions. The global features vector $\mathbf{f}_{\text{global}}$ is expressed as:

$$\mathbf{f}_{\text{global}} = \mathbf{f}_{\text{Morgan}} \parallel \mathbf{f}_{\text{MACCS}} \parallel \mathbf{f}_{\text{Topo}} \quad (5)$$

where \parallel denotes the concatenation of vectors along their dimensions, resulting in $\mathbf{f}_{\text{global}} \in R^{d_1+d_2+d_3}$

By integrating these local and global characteristics, we achieved a multi-level representation of molecular structures, significantly enhancing the model’s performance in odor prediction tasks.

B. Graph Attentional Aggregation

Our Graph Network We adopt a structure based on a three-layer Graph Attention Network (GAT) architecture [15], designed to progressively capture node and edge information in molecular graphs. The first layer initializes the model’s convolutional operations, receiving encoded node and edge features. Message passing is performed using a multi-head attention mechanism with $K = 4$ attention heads. The single-head attention-based convolution operation is defined as:

$$h_i^{(l+1)} = \sum_{j \in \mathcal{N}(i)} \alpha_{ij}^{(l)} W^{(l)} h_j^{(l)} \quad (6)$$

where $h_i^{(l)}$ is the feature of node i at layer l , $W^{(l)}$ is a learnable weight matrix, $\alpha_{ij}^{(l)}$ is the attention coefficient between node i and its neighbor j , and $\mathcal{N}(i)$ is the set of neighbors of i . The attention coefficient $\alpha_{ij}^{(l)}$ is computed as:

$$\alpha_{ij}^{(l)} = \frac{\exp\left(\text{LeakyReLU}\left(a^\top \left[W^{(l)} h_i^{(l)} \parallel W^{(l)} h_j^{(l)} \parallel e_{ij}\right]\right)\right)}{\sum_{k \in \mathcal{N}(i)} \exp\left(\text{LeakyReLU}\left(a^\top \left[W^{(l)} h_i^{(l)} \parallel W^{(l)} h_k^{(l)} \parallel e_{ik}\right]\right)\right)} \quad (7)$$

where e_{ij} represents the edge feature between nodes i and j , a^\top is a learnable attention vector, and \parallel denotes vector concatenation. For k head attention, the node feature update becomes:

$$h_i^{(l+1)} = \parallel_{k=1}^K \sum_{j \in \mathcal{N}(i)} \alpha_{ij}^k W^k h_j^{(l)} \quad (8)$$

where \parallel denotes concatenation across attention heads.

The multi-head attention mechanism captures diverse neighborhood interactions by dynamically assigning weights based on node features, improving the model’s expressiveness and stabilizing training with Batch Normalization and ReLU activation. The second layer builds on the first, capturing more complex atom-bond interactions and expanding the receptive field to integrate local and global information, with Batch Normalization and ReLU ensuring robust training. The final layer refines node features using a single attention head, consolidating information from previous layers without introducing new data, while retaining Batch Normalization and ReLU to preserve nonlinearity and smooth feature transitions. This hierarchical design progressively captures molecular graph information, balancing local and global structural representations, and effectively leveraging the interplay between atomic and bond-level features.

Attention Integration To effectively extract and integrate global information from molecular graphs, we introduce the Attention-based Aggregation (AtA) module in conjunction with multi-pooling operations. Unlike traditional graph convolutional networks [16] that rely on simple mean or max pooling, our approach utilizes attention mechanisms to dynamically assign importance weights to nodes, enabling the model to prioritize critical local structures and capture deeper dependencies. This enhances the expressiveness of global molecular representations. The attention weight α_i for node i is calculated as:

$$\alpha_i = \frac{\exp(W_{\text{att}} \cdot x_i)}{\sum_{j \in \mathcal{N}} \exp(W_{\text{att}} \cdot x_j)} \quad (9)$$

where W_{att} is the learnable attention weight matrix, x_i is the feature vector of node i , and \mathcal{N} represents all nodes in the current batch. These weights allow the model to emphasize nodes most relevant to specific tasks, overcoming the limitations of traditional pooling methods that treat all nodes equally. Global feature aggregation is achieved by summing node features weighted by their attention scores:

$$h' = \sum_i \alpha_i x_i \quad (10)$$

where h' represents the aggregated global feature, dynamically capturing the contributions of critical nodes. For graph G_k , the global feature representation is computed as:

$$H_k = \sum_{i \in G_k} \alpha_i x_i \quad (11)$$

Here, H_k represents the global feature of the graph G_k , dynamically emphasizing critical local structures.

To enhance global representation, we employ global average and max pooling, capturing both macro-level and critical local molecular features. These pooled results, along with global molecular characteristics integrated via a multilayer perceptron (MLP), are fused into a unified representation that balances local and global information. This approach combines attention aggregation, multi-pooling, and feature fusion to improve model robustness and accuracy, particularly in predicting molecular odor properties.

C. Loss Function

In multi-label molecular odor prediction tasks, data often exhibit significant imbalance, where certain odor labels occur far less frequently than others. This imbalance poses a substantial challenge for model training, particularly in accurately predicting rare labels. To address this, we propose an Adaptive Focal Loss combined with regularization strategies to ensure robust generalization when handling imbalanced data. To stabilize training and provide effective probability estimation in the binary classification of odor labels for each molecule, we first employ Binary Cross-Entropy Loss. The formula is as follows:

$$L_{bce} = -[y \log(p_t) + (1 - y) \log(1 - p_t)] \quad (12)$$

$$p_t = \sigma(x)^y \cdot (1 - \sigma(x))^{(1-y)} \quad (13)$$

where x is the model’s raw prediction, y the ground truth, $\sigma(x)$ the sigmoid function, and p_t the predicted probability.

To enhance performance on rare labels, we integrate Focal Loss [17], which focuses on hard-to-classify samples by reducing the contribution of easy samples to the loss. The formula is:

$$L_{focal} = \alpha \cdot (1 - p_t)^\gamma \cdot L_{bce} \quad (14)$$

where $\alpha = 0.5$ addresses class imbalance by reweighting the importance of positive and negative samples, and $\gamma = 2$ controls the weight decay of easily classified samples.

A dynamic weighting strategy is adopted to balance the contributions of L_{bce} and L_{focal} during different training stages. In the early stages, greater emphasis is placed on L_{bce} to ensure convergence and basic classification ability. Later, the focus shifts to L_{focal} , improving the model’s capacity to handle rare labels and difficult samples. The Adaptive Focal Loss is expressed as:

$$L = \alpha_1 \cdot L_{focal} + (1 - \alpha_1) \cdot L_{bce} \quad (15)$$

where α_1 is a scaling factor for balancing positive and negative samples, dynamically being increased with training epochs.

To prevent overfitting, L_2 regularization [18] is applied. The final loss function combines these components, effectively addressing data imbalance while ensuring model stability and mitigating overfitting:

$$L_{total} = L + \lambda \cdot L_2 \quad (16)$$

TABLE I

EVALUATION RESULTS OF DIFFERENT MODELS ON THE DATASET, ALONG WITH ABLATION EXPERIMENTS FOR VARIOUS COMPONENTS.

Method	AUROC	F1 score
RF+Mordred [3](23)	0.8382	0.3464
BR+Mordred [2](22)	0.8230	0.3555
CC+Mordred [19](24)	0.8218	0.3513
KNN [5](23)	0.7383	0.3646
RNN [20](22)	0.8321	0.3714
BR+CNN [21](24)	0.8324	0.3758
GNN [16](23)	0.9253	0.3903
HAGCN+BCE	0.9281	0.4475
HAGCN+AdF	0.9292	0.4551
HAGCN+AtA+AdF	0.9294	0.4632

Note: AtA denotes the Attention Aggregation module, BCE represents Binary Cross-Entropy Loss, and AdF refers to Adaptive Focal Loss. Bold values indicate the best results.

where $\lambda = 0.00001$ is the regularization coefficient determined through experimentation.

This design(see Fig.1) optimizes the model across feature encoding, graph convolutional processing, global feature integration, and regularization. It enables the efficient extraction of meaningful features from molecular structures, achieving accurate odor label predictions. The proposed framework demonstrates exceptional performance in multi-label classification tasks, particularly in balancing generalization and predictive power when dealing with complex molecular data.

III. EXPERIMENTS

A. Dataset

We utilized the dataset described in [1], which provides a robust foundation for investigating the relationship between molecular structures and olfactory descriptors. The dataset comprises 5,788 valid SMILES representations paired with 154 distinct odor descriptors, obtained through meticulous preprocessing to ensure data accuracy and integrity. Each molecule is associated with 1 to over 10 odor descriptors, reflecting its unique olfactory profile (see Fig.2). 80% of the molecules possess 1 to 6 odor descriptors, while only a small fraction contain more than 10 descriptors, as detailed in Fig.3. Records with missing or invalid SMILES strings were excluded to avoid compromised feature extraction and model training.

B. Method Verification

To validate the effectiveness of the proposed model in the QSOR task, we compared its performance against established methods, including Random Forest (RF) models [3] based on Mordred descriptors [22], Binary Relevance (BR) [2], and Classifier Chains (CC) [19]. Additionally, we included comparison with Recurrent Neural Networks (RNN) [20], K-Nearest Neighbors (KNN) [5], BR-based Convolutional Neural Networks (BR-CNN) [21], and Graph Neural Network (GNN) [16]. An 80%/20% train-test split was employed to evaluate

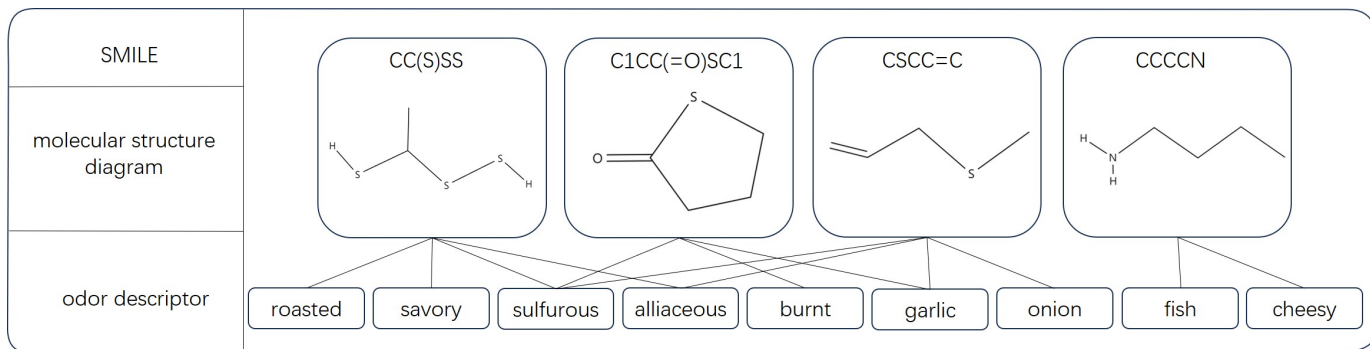


Fig. 2. The figure illustrates the SMILES representation of molecular structures in the dataset along with their corresponding odor descriptors, highlighting the relationship between chemical structures and olfactory properties.

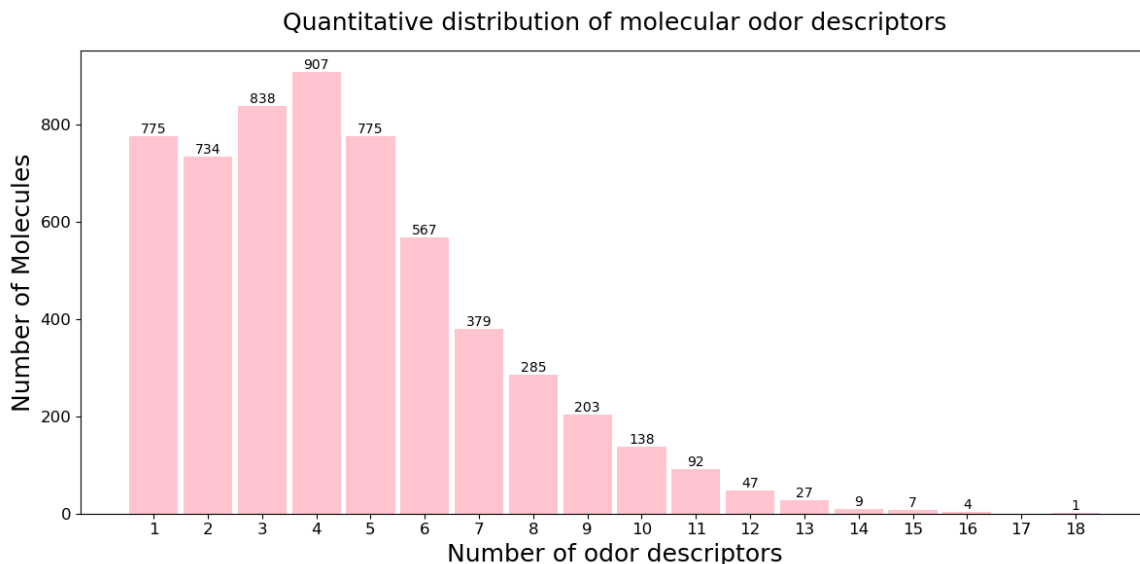


Fig. 3. Density distribution of molecular labels in datasets. Eighty percent of the molecules are associated with 1 to 6 odor descriptors, with only a small fraction having more than 10 descriptors.

the model’s performance. The primary evaluation metrics were the F1 score and the average Area Under the Receiver Operating Characteristic Curve (AUROC) across odor descriptors. As summarized in TABLE I, the proposed model demonstrates significant performance improvements over traditional Mordred-based approaches by leveraging a multi-level feature extraction strategy that captures comprehensive molecular structure information. Additionally, our proposed method employs multi-level graph convolutions and attention mechanisms to effectively extract both local and global structural information from molecular graphs. By adaptively weighting adjacent nodes based on their significance, the model captures intricate relationships within molecular structures, resulting in superior predictive accuracy for complex odor profiles.

C. Ablation Study

We conducted ablation studies on the primary contributions of our method to evaluate the effectiveness of each component.

TABLE II
IN THE ABLATION EXPERIMENT OF DIFFERENT FEATURES IN MOLECULAR FEATURE EXTRACTION

Components			Evaluation Metrics	
Atomic Features	Edge Features	Fp Features	AUROC	F1 score
×	✓	✓	0.9281	0.4380
✓	×	✓	0.9264	0.4529
✓	✓	×	0.9356	0.4471
✓	✓	✓	0.9294	0.4632

Note: Fp Features represents Fingerprint Features, ✓ indicates that it contains the feature, and × indicates that it does not contain the feature. Bold values indicate the best results.

Feature Extraction To evaluate the effectiveness of multi-level molecular feature extraction, we conducted three ablation experiments by excluding specific feature types: 1) atomic features, 2) edge features, and 3) molecular fingerprint features. As shown in TABLE II, the removal of atomic features caused a significant performance drop, underscoring their

importance in predicting complex odor molecule structures, while excluding edge features impaired the model’s ability to represent bond-level interactions. Interestingly, excluding fingerprint features resulted in a higher AUROC but the lowest F1 score, which is likely due to class imbalance and the distinct sensitivity of evaluation metrics to positive sample scarcity in odor prediction tasks. Overall, the multi-level molecular feature extraction strategy effectively integrates diverse molecular information, providing a comprehensive and precise structural representation that improves performance in odor prediction. These results highlight the robustness of our method, which outperforms traditional Random Forest models using Mordred descriptors, even with a reduced feature set.

Network Architecture To evaluate the effectiveness of the Hierarchical Attention Graph Convolutional Network (HAGCN) architecture, we conducted ablation experiments by systematically removing or replacing key components and analyzing their impact. As shown in TABLE I, first, removing the attention pooling and global feature integration mechanisms led to reduced performance, highlighting the necessity of combining global molecular properties with local graph structural information to enhance classification accuracy. The attention pooling mechanism further amplifies critical node contributions, facilitating more effective feature aggregation. Additionally, the proposed Adaptive Focal Loss addresses class imbalance by dynamically adjusting weights with α and γ , reducing majority-class dominance and enhancing the model’s sensitivity to underrepresented odor labels. This dynamic adaptation during training tailors the model to varying sample difficulties, improving its robustness. Collectively, these experiments validate that the proposed architecture, with its attention mechanisms, global-local integration, and Adaptive Focal Loss, significantly advances molecular odor prediction in complex multi-label tasks.

IV. CONCLUSION

In this paper, we firstly propose a graph attention convolutional network architecture that incorporates a multi-level molecular feature extraction strategy, effectively capturing complex molecular structures and their relationships with odors while addressing the limitations of traditional methods. Moreover, we design the network with multiple graph convolutional layers, enhanced by global feature integration and attention pooling mechanisms, enabling efficient molecular graph representation and significantly improving classification performance across diverse odor descriptors. Finally, we introduce the Adaptive Focal Loss function to address label imbalance in multi-label classification tasks, dynamically adjusting weight distributions to enhance predictive accuracy for underrepresented odor classes. A series of ablation experiments confirm the effectiveness of each component in the framework. Thus, as a whole, this study provides a robust and efficient method for molecular odor prediction while demonstrating the strong potential of graph neural networks in modeling intricate molecular-odor relationships.

REFERENCES

- [1] Benjamin Sanchez-Lengeling, Jennifer N Wei, Brian K Lee, Richard C Gerkin, Alán Aspuru-Guzik, and Alexander B Wiltschko, “Machine learning for scent: Learning generalizable perceptual representations of small molecules,” *arXiv preprint arXiv:1910.10685*, 2019.
- [2] Kushagra Saini and Venkatnarayan Ramanathan, “Predicting odor from molecular structure: A multi-label classification approach,” *Scientific reports*, vol. 12, no. 1, pp. 13863, 2022.
- [3] Mansi Goel, Aditi Sharma, Ayush Singh Chilwal, Sakshi Kumari, Ayush Kumar, and Ganesh Bagler, “Machine learning models to predict sweetness of molecules,” *Computers in Biology and Medicine*, vol. 152, pp. 106441, 2023.
- [4] Virginia Cardoso Schwindt, Mauricio M Coletto, Mónica F Díaz, and Ignacio Ponzoni, “Could qsor modelling and machine learning techniques be useful to predict wine aroma?,” *Food and Bioprocess Technology*, vol. 16, no. 1, pp. 24–42, 2023.
- [5] Huizhuo Ji, Dandan Pu, Wenjing Yan, Qingchuan Zhang, Min Zuo, and Yuyu Zhang, “Recent advances and application of machine learning in food flavor prediction and regulation,” *Trends in Food Science & Technology*, vol. 138, pp. 738–751, 2023.
- [6] Andreas Keller and Leslie B Vosshall, “Olfactory perception of chemically diverse molecules,” *BMC neuroscience*, vol. 17, pp. 1–17, 2016.
- [7] Charles R Wilke and Pin Chang, “Correlation of diffusion coefficients in dilute solutions,” *AIChE journal*, vol. 1, no. 2, pp. 264–270, 1955.
- [8] Yu Wang, Qilong Zhao, Mingyuan Ma, and Jin Xu, “Olfactory perception prediction model inspired by olfactory lateral inhibition and deep feature combination,” *Applied Intelligence*, vol. 53, no. 16, pp. 19672–19684, 2023.
- [9] Shuguang Yuan, Thamani Dahoun, Marc Brugarolas, Horst Pick, Slawomir Filipek, and Horst Vogel, “Computational modeling of the olfactory receptor olfr73 suggests a molecular basis for low potency of olfactory receptor-activating compounds,” *Communications biology*, vol. 2, no. 1, pp. 141, 2019.
- [10] Hans-Christian Ehrlich and Matthias Rarey, “Systematic benchmark of substructure search in molecular graphs—from ullmann to vf2,” *Journal of cheminformatics*, vol. 4, pp. 1–17, 2012.
- [11] Giles M Prentice, Sofia I Pascu, Sorin V Filip, Kevin R West, and G Dan Pantoş, “Aromatic donor–acceptor interactions in non-polar environments,” *Chemical Communications*, vol. 51, no. 39, pp. 8265–8268, 2015.
- [12] David Rogers and Mathew Hahn, “Extended-connectivity fingerprints,” *Journal of chemical information and modeling*, vol. 50, no. 5, pp. 742–754, 2010.
- [13] Joseph L Durant, Burton A Leland, Douglas R Henry, and James G Nourse, “Reoptimization of mdl keys for use in drug discovery,” *Journal of chemical information and computer sciences*, vol. 42, no. 6, pp. 1273–1280, 2002.
- [14] Ramaswamy Nilakantan, Norman Bauman, J Scott Dixon, and R Venkataraghavan, “Topological torsion: a new molecular descriptor for sar applications. comparison with other descriptors,” *Journal of Chemical Information and Computer Sciences*, vol. 27, no. 2, pp. 82–85, 1987.
- [15] Petar Veličković, Guillem Cucurull, Arantxa Casanova, Adriana Romero, Pietro Lio, and Yoshua Bengio, “Graph attention networks,” *arXiv preprint arXiv:1710.10903*, 2017.
- [16] Yuyang Wang, Zijie Li, and Amir Barati Farimani, “Graph neural networks for molecules,” in *Machine Learning in Molecular Sciences*, pp. 21–66. Springer, 2023.
- [17] T-YLPG Ross and GKHP Dollár, “Focal loss for dense object detection,” in *proceedings of the IEEE conference on computer vision and pattern recognition*, 2017, pp. 2980–2988.
- [18] Corinna Cortes, Mehryar Mohri, and Afshin Rostamizadeh, “L2 regularization for learning kernels,” *arXiv preprint arXiv:1205.2653*, 2012.
- [19] Daniel JW Touw and Michel van de Velden, “Classifier chain networks for multi-label classification,” *arXiv preprint arXiv:2411.02638*, 2024.
- [20] Nikhil Pillai, Aparajita Dasgupta, Sirimas Sudsakorn, Jennifer Fretland, and Panteleimon D Mavroudis, “Machine learning guided early drug discovery of small molecules,” *Drug discovery today*, vol. 27, no. 8, pp. 2209–2215, 2022.
- [21] Zhen Yang and Frank Emmert-Streib, “Optimal performance of binary relevance cnn in targeted multi-label text classification,” *Knowledge-Based Systems*, vol. 284, pp. 111286, 2024.

- [22] Hirotomo Moriwaki, Yu-Shi Tian, Norihito Kawashita, and Tatsuya Takagi, "Mordred: a molecular descriptor calculator," *Journal of cheminformatics*, vol. 10, pp. 1–14, 2018.