

Spontaneous emergence of run-and-tumble-like dynamics in coupled self-propelled robots: experiment and theory

Somnath Paramanick^{1,*}, Umashankar Pardhi^{2,*}, Harsh Soni^{2,†} and Nitin Kumar^{1,‡}

¹*Department of Physics,
Indian Institute of Technology Bombay Powai,
Mumbai 400076, India*

²*School of Physical Sciences,
Indian Institute of Technology Mandi, Mandi 175001, India*

(Dated: March 12, 2025)

Run-and-tumble (RT) motion is commonly observed in flagellated microswimmers, arising from synchronous and asynchronous flagellar beating. In addition to hydrodynamic interactions, mechanical coupling has recently been recognized to play a key role in flagellar synchronization. To explore this, we design a macroscopic model system that comprises dry, self-propelled robots linked by a rigid rod to model a biflagellated microorganism. To mimic a low Reynolds number environment, we program each robot to undergo overdamped active Brownian (AB) motion. We find that such a system exhibits RT-like behavior, characterized by sharp tumbles and exponentially distributed run times, consistent with real microswimmers. We quantify tumbling frequency and demonstrate its tunability across experimental parameters. Additionally, we provide a theoretical model that reproduces our results, elucidating physical mechanisms governing RT dynamics.

Motility is one of the defining features of active and living organisms across length scales [1–3]. One prominent example is run-and-tumble (RT) motion commonly seen in swimming microorganisms living in a low Reynolds number environment [4–8]. Here, organisms trace relatively straight paths (runs) before abruptly changing to a new, randomly chosen direction (tumbles). It is known to originate from coordinated dynamics of multiple active units shaped as filamentous appendages, called flagella or cilia, decorating the body of microorganisms. These units exhibit intrinsic activity through their rhythmic beating, propelling the organism forward in a series of synchronous and asynchronous cycles [5, 9–16].

Most organisms showing RT motion lack cognitive abilities or centralized control systems like the brain. Therefore, simple coupling rules between its active components must govern their dynamics. Since they swim in a fluid medium, attempts have been made to investigate the effects of hydrodynamic coupling between beating flagella on motility [17–22]. However, there is growing evidence that mechanical couplings between active components inside the organism’s body also play an important role. This is especially true for biflagellated organisms like *Chlamydomonas reinhardtii* [16, 23–27]. Thus, it remains to be seen whether an artificial model system that demonstrates and validates the emergence of RT motion based on these mechanisms can be envisaged.

In the past, attempts have been made to mimic various dynamical features of microorganisms in synthetic systems [28–34]. Notwithstanding, an artificial analog system that accurately mimics RT motion with quick, straight run trajectories and slow, sharp tumbles is lacking. While there are reports of RT-like motion in vibrated granular particles [35] and self-propelling camphor boats [36], these studies often feature long tum-

ble durations and very short runs. This behavior contrasts with microorganisms, where runs are much longer than tumbles [4–6]. This discrepancy likely originates due to finite inertial effects in these macroscale synthetic systems [37–40], limiting their relevance to microscopic organisms that exclusively operate in inertialess limit. Therefore, for a macroscale artificial model system to accurately reproduce RT motion, it must similarly operate in an overdamped regime. To the best of our knowledge, no experimental system currently exists that fulfills these conditions while providing tunable statistical features of the RT motion. In this study, we introduce an experimental model system supported by a theoretical framework where a highly tunable RT-like motion spontaneously emerges in mechanically coupled self-propelled robots.

Our experimental system consists of two self-propelled robots connected with a rigid rod as shown in Fig. 1(a). The setup is conceived to model robots as active components and the rod as the body of an organism. Each robot is 7.5 cm in diameter and individually programmed to execute in-plane overdamped active Brownian (AB) motion along axes passing through their centers, aligned parallel to their wheels [41, 42] [also Supplemental Material (SM) Section IA]. This AB motion is characterized by a constant self-propulsion speed v_a and the rotational diffusion constant D_r . Both robots are covered with 3D-printed caps featuring black, triangle-shaped markers, for tracking their in-plane positions and orientations. The AB trajectories of the single, non-connected robot are shown in Fig. 1(b) for three typical values of D_r while keeping $v_a = 5 \text{ cm s}^{-1}$ (see SM movie 1). Central to their overdamped feature is the fact that they propel forward using their wheels, which roll without slipping on a flat glass surface covered with a white sheet of paper. This

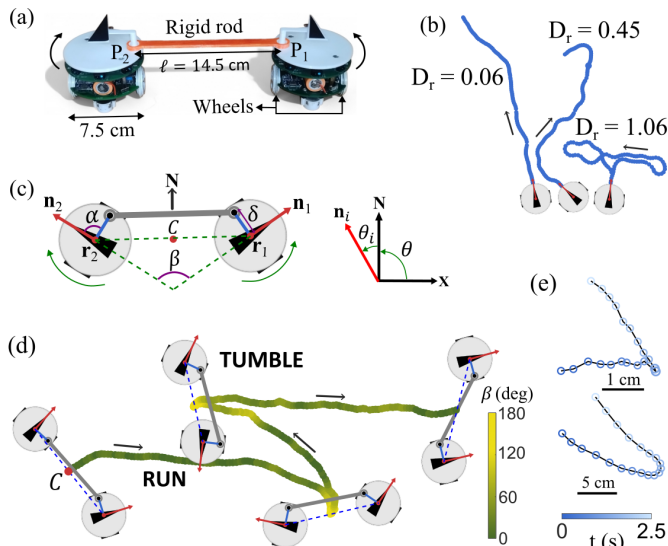


FIG. 1. (a) Photograph of the experimental system featuring coupled robots. The pivot points, P_1 and P_2 , allow the connecting rod to rotate freely in the horizontal plane. (b) Typical trajectories of free robots executing overdamped AB motion with $v_a = 5 \text{ cm s}^{-1}$ for three different values of the rotational diffusion constant, D_r (in $\text{rad}^2 \text{s}^{-1}$). (c) A schematic diagram highlighting key variables incorporated into the theoretical model. (d) A typical RT trajectory of the centroid point C in the direction of black arrows, with $v_a = 5 \text{ cm s}^{-1}$, $D_r = 0.06 \text{ rad}^2 \text{ s}^{-1}$, $\delta = 3 \text{ cm}$, and $\alpha = 90^\circ$. The color bar shows the value of β . (e) Zoomed-in views of typical tumble events under conditions of high (top) and low (bottom) substrate friction. We increased v_a to 20 cm s^{-1} for low friction case to better illustrate the smoothing of the tumble event.

provides sufficient traction for the wheels, making the effects of inertia negligible. The connecting rod of length $\ell = 14.5 \text{ cm}$ is free to rotate about pivot points (P_1 and P_2) located on the off-centered, mirror-symmetric points on each robot [Figs. 1(a) & (c)]. Here, δ is the distance of these points from robots' centres, and α denotes the angle between the pivot-to-center line and the polarity axis. We vary D_r , δ and α between $0.06 - 1.33 \text{ rad}^2 \text{ s}^{-1}$, $1 - 3 \text{ cm}$ and $30^\circ - 150^\circ$ respectively. v_a is kept fixed at 5 cm s^{-1} . A combination of self-propulsion and constraint force due to the rigid rod generates net torque around vertical axes passing through P_1 and P_2 . These torques act stochastically in opposite handedness for the two robots indicated by curved arrows in Fig. 1(a). To summarize, this setup incorporates the fact that the run and tumble states are associated with translational and rotational motion which originate from an interplay between active forces and their corresponding moments, respectively. In what follows, we show that this simple-minded design is capable of showing RT-like motion.

We now develop a theoretical model for our system (for details see SM Secs. IIA and IIB). In our model, all dissipative forces, including frictional and resistive effects on a single robot with translational and rotational velocity

\mathbf{v} & $\boldsymbol{\omega}$, are represented by a dissipative force and torque $\mathbf{F}_d = -\boldsymbol{\Gamma} \cdot \mathbf{v}$ and $\boldsymbol{\tau}_d = -\boldsymbol{\Gamma}_\tau \boldsymbol{\omega}$, respectively. Here, $\boldsymbol{\Gamma}$ and $\boldsymbol{\Gamma}_\tau$ denote the translational dissipation tensor and rotational dissipation coefficient, respectively. We assume that even when connected, robots remain overdamped. We also neglect the leading-order dependence of $\boldsymbol{\Gamma}$ and $\boldsymbol{\Gamma}_\tau$ on \mathbf{v} and $\boldsymbol{\omega}$. In experiments, the friction perpendicular to a robot's polar axis (from wheel sliding) is significantly greater than the parallel friction (from rolling). Consequently, $\boldsymbol{\Gamma}$ adopts a non-scalar form dependent on the robot's orientation \mathbf{n} , with dissipative forces given by $-\boldsymbol{\Gamma}_\parallel \mathbf{v}_\parallel$ and $-\boldsymbol{\Gamma}_\perp \mathbf{v}_\perp$, where \mathbf{v}_\parallel and \mathbf{v}_\perp are the velocity components along and perpendicular to \mathbf{n} , and $\boldsymbol{\Gamma}_\parallel, \boldsymbol{\Gamma}_\perp > 0$. Using these assumptions, we derive the equations of motion for the orientation θ of the unit vector \mathbf{N} , which is normal to the rod, the orientation angles θ_i of the robots ($i = 1, 2$) relative to \mathbf{N} , and the centroid, C , of the system, $\mathbf{r} = (\mathbf{r}_1 + \mathbf{r}_2)/2$, where \mathbf{r}_i represents the center's position of i th robot [see Fig. 1(c) and Eqs. (30–32) of SM]. All parameters match experimental values, except for two phenomenological ratios adjusted for optimal agreement: $\boldsymbol{\Gamma}_\parallel/\boldsymbol{\Gamma}_\perp = 0.1$ and $4\boldsymbol{\Gamma}_\tau/(\boldsymbol{\Gamma}_\parallel d^2) = 1$, with robot diameter $d = 7.5 \text{ cm}$.

We start with parameters $\alpha = 90^\circ$ and $\delta = 3 \text{ cm}$. When connected robots are set in motion, the point C exhibits dynamics resembling fast, nearly straight trajectories (runs) with occurrences of abrupt sharp turns and sudden halts (tumbles). A typical trajectory is shown in Fig. 1(d) and SM movie 2 for $D_r = 0.06 \text{ rad}^2 \text{ s}^{-1}$ and $1.33 \text{ rad}^2 \text{ s}^{-1}$ in SM movie 3. We reproduce these dynamics in simulations by solving equations of θ_i , θ and \mathbf{r}_i of our theoretical model (SM movies 2 and 3). We highlight that it is essential to minimize inertial time scales in capturing sudden, sharp tumbling events in experiments. This implies minimizing factors of $m/\boldsymbol{\Gamma}_\parallel$, $m/\boldsymbol{\Gamma}_\perp$ and $I/\boldsymbol{\Gamma}_\tau$, where m and I are the mass and the moment of inertia of each robot respectively (Eqs. 4 and 5 in SM section IIA). To achieve the limit where these factors are non-negligible, we performed an experiment on a slippery glass surface coated with coconut oil. Interestingly, we find that a majority of tumbling events become significantly smoother (See Fig. 1(e) and SM movie 4), making them harder to distinguish from run states. In contrast, such smooth turns are rare on a frictional substrate. These findings are in accordance with previous studies in some active matter experiments where inertial effects are known to introduce time delays preventing abrupt changes in direction [37–39]. We further demonstrate that the RT motion does not occur when individual robots are programmed to perform Brownian dynamics (SM movie 5 and SM section IB), confirming its inherently active nature [43]. Henceforth, all results are obtained from experiments conducted on a frictional surface.

To carry out statistical analysis of the RT motion, we record long-time trajectories comprising hundreds of run-

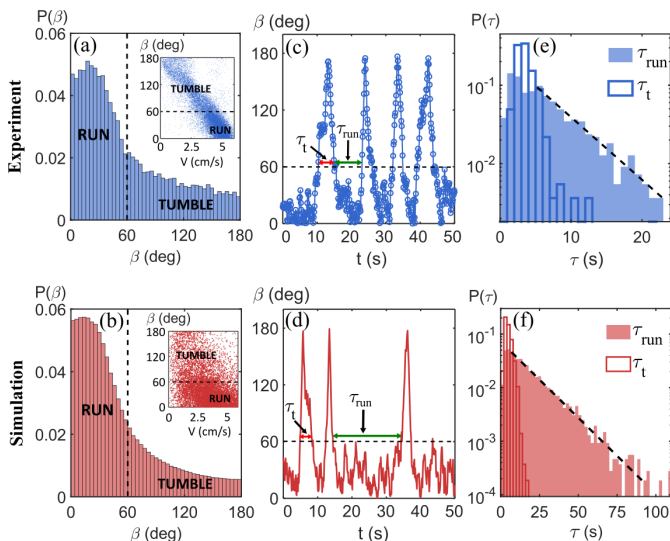


FIG. 2. **(a, b)** Probability distribution of β shows a pronounced peak near $\beta = 0^\circ$. Insets: β and V are inversely related to each other for both experiment and simulation. Black dashed lines at $\beta = 60^\circ$ sets a threshold to differentiate between run and tumble events. **(c, d)** Typical behaviour of β as a function of time. τ_t and τ_{run} represent tumble duration and run-time respectively. **(e, f)** In both experiment and simulation, we observe exponentially decaying run times (dashed lines as a guide) and unimodal tumble durations exponentially. Experimental and simulation parameters are $v_a = 5 \text{ cm s}^{-1}$, $D_r = 0.06 \text{ rad}^2 \text{ s}^{-1}$, $\delta = 3 \text{ cm}$, and $\alpha = 90^\circ$.

ning and tumbling events for experiments and simulations. In experiments, we eliminate trajectories that experience disruptions due to boundary walls (see SM section IC for more details). We find that two key parameters effectively describe the RT motion: the pair angle $\beta(t)$ representing the instantaneous difference in the in-plane orientations of two robots [see schematic Fig. 1(c)] and the instantaneous speed $V(t)$ of the centroid C . A typical distribution of β is shown in Figs. 2(a) and 2(b) for experiment and simulation, respectively. We also find that these parameters are inversely related to each other [insets of Figs. 2(a) and 2(b)] with a cluster of points at high V and low β , which we identify as run states and vice versa for tumbles. To differentiate runs from tumbles quantitatively, we set an arbitrary threshold of $\beta = 60^\circ$, corresponding to the half-maximum of the run peak. The typical behaviour of β as a function of time is shown in Figs. 2(c) and 2(d) for experiment and simulation, respectively. By using $\beta = 60^\circ$ as a reference line, we quantify tumbling duration (τ_t) and run-time (τ_{run}) from this time series for both experiment and simulation. The resulting distributions τ_{run} show exponential decay in each case [Figs. 2(e) and 2(f)]. Encouragingly, such exponential decays are ubiquitous in many microorganisms like swimming bacteria [4], Chlamydomonas Reinhardtii algae [5], and amoeba [6]. Our experiments also reveal that runs last much longer than tumbles [$\langle \tau_{\text{run}} \rangle = 7 \text{ s}$,

$\langle \tau_t \rangle = 3.5 \text{ s}$ for data presented in Fig. 2(c)] consistent with observations made in real biological systems [4, 5].

Next, inspired by theoretical models used for modeling RT motion [44–49], we quantify this motion in terms of tumbling frequency, denoted by λ which equals $\langle \tau_{\text{run}}^{-1} \rangle$. The averaging is performed over all run events. We find that for $\alpha = 90^\circ$, λ shows a systematic variation as a function of δ and D_r , as shown in Fig. 3(a) and 3(b) for experiment and simulation, respectively. Our results show that both D_r and δ promote tumbling in the system along the expected lines as they introduce stochasticity in the run state and increased torque, respectively [see Eq. (14)b of SM]. The system also shows an interesting phase behaviour when we vary the parameter α . Experiments and simulation show that the run becomes considerably stable for $\alpha > 90^\circ$. This is indicated by regions surrounded by dashed lines corresponding to vanishing λ in Figs. 3(c) and (d) for experiment and simulation, respectively. When we plot λ as a function of D_r for various values of α , we find a well-defined critical D_r beyond which λ increases abruptly indicated by black arrowheads in Figs. 3(e) and 3(f). On the contrary, for $\alpha \leq 90^\circ$, λ shows a gradual increase with D_r . We further observe that the mean run speed, V_{run} , calculated by taking the average of V while running, remains independent of α for $\alpha \leq 90^\circ$ and decreases with α as α exceeds 90° [insets of Fig. 3(e) and (f)].

Now, we perform a theoretical analysis to explain the

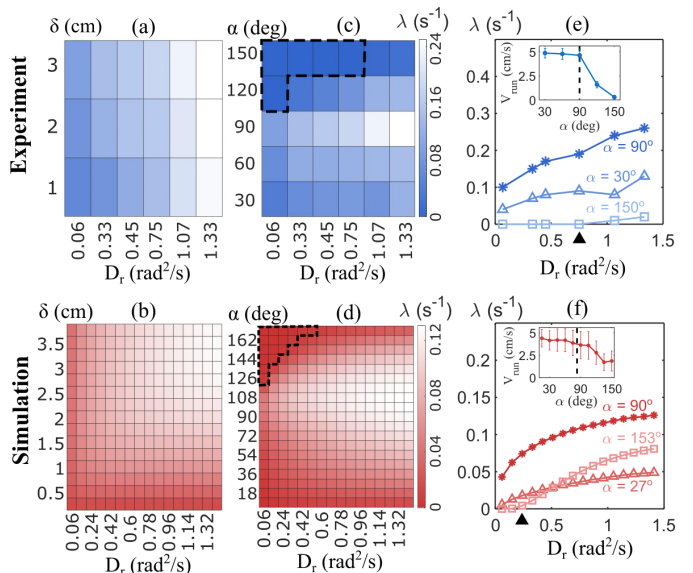


FIG. 3. **(a, b)** The tumbling frequency, λ increases with D_r and δ . **(c, d)** The phase diagram of λ in $\alpha - D_r$ plane for $\delta = 3 \text{ cm}$. The region enclosed by the dashed line corresponds to $\lambda \approx 0$. **(e, f)** λ exhibits a critical D_r indicated by a black arrowhead beyond which tumbling emerges in the system. **(g, h)** The run speed, $V_{\text{run}} \approx v_a$ for $\alpha \leq 90^\circ$ but decreases monotonically for $> 90^\circ$. Here $D_r = 0.06 \text{ rad}^2 \text{ s}^{-1}$ and error bars represent standard deviation.

observed RT dynamics in our system and to provide a rationale for the $\alpha - D_r$ phase diagram. As observed in experiments and numerical simulations, the dynamics of the system at any given time are entirely governed by its internal configuration, which is represented by variables θ_i ($i = 1$ and 2 for two robots) [Fig. 4(a)]. Therefore, we define another set of generalized angular coordinates: $\theta_{\pm} = (\theta_1 \pm \theta_2)/2$ (see Fig. 4(a)). Note that β equals the principal value of the angle $2\theta_-$ in the range $[-\pi, \pi]$ and θ_+ indicates the average orientation of the robots with respect to the rod. Fig. 4(a) clearly shows that motility causes increasing and decreasing trends in θ_1 and θ_2 , respectively. Therefore, by definition, θ_- also increases with time over large time scales. Moreover, for integers n , when $\theta_- = n\pi$, the robots are parallel to each other and thus move with the maximum possible speed of v_a . Similarly, when $\theta_- = (2n+1)\pi/2$, the system shows tumbling behavior. To elaborate further, we derive the equations of motion for θ_{\pm} from Eqs. (30) and (32) of SM, which are given as follows (also see SM section IIC):

$$\frac{d\theta_{\pm}}{dt} = \mathcal{T}_{\pm} + \sqrt{2D_{\pm}}\eta_{\pm}(t), \quad (1)$$

where $\mathcal{T}_+ = (2v_a/\ell) \sin \theta_- (\sin \theta_+ - \ell \cos \theta_+ \mathcal{G}\mathcal{H})$, $\mathcal{T}_- = -(2\delta v_a/\Gamma_{\tau}) \mathcal{G} \cos^2 \theta_+ \cos(\theta_- + \alpha) \sin \theta_-$, and D_{\pm} , \mathcal{G} and \mathcal{H} are the functions θ_+ , θ_- , and α (see SM section IIC). The strengths of the noise terms D_{\pm} in Eq. (1) are of the order of D_r . $\eta_{\pm}(t)$ are the delta-correlated noise with zero mean and variance one.

Let us now analyze the effect of the deterministic components, \mathcal{T}_{\pm} , on the dynamics of θ_{\pm} . In Figs. 4(b)-4(d), we display the flow profiles of the angular coordinates (θ_+, θ_-) in the absence of noise. The color map represents the magnitude \mathcal{T} in rad s^{-1} of the vector with two components $(\mathcal{T}_+, \mathcal{T}_-)$. Note that the system is invariant under the transformations $\theta_1 \rightarrow \theta_1 \pm 2\pi$ and $\theta_2 \rightarrow \theta_2 \pm 2\pi$. Consequently, it remains invariant under $(\theta_+, \theta_-) \rightarrow (\theta_+ \pm \pi, \theta_- \pm \pi)$ and $(\theta_+, \theta_-) \rightarrow (\theta_+ \pm \pi, \theta_- \mp \pi)$. This implies that the first and third quadrants, as well as the second and fourth, represent the same set of systems. This symmetry is evident in the flow profiles as well.

We begin with the case where $\alpha > 90^\circ$, with a typical flow profile shown for $\alpha = 120^\circ$ in Fig. 4(b). Here, we find two stable (S_1, S_2) and two unstable (U_1, U_2) fixed points. We also observe an unstable fixed line along $\theta_- = n\pi$ which is less relevant to the results presented. Locations of stable points in the first and second quadrants are $(\theta_+, \theta_-) = (\pi, 3\pi/2 - \alpha)$ and $(0, 3\pi/2 - \alpha)$ for S_1 and S_2 respectively, with system configurations shown below Fig. 4(b). Both configurations correspond to run states. Therefore, the system favors these stable points for low noise values, resulting in a pronounced run regime at low D_r values, explaining the experimental results presented in Figs. 3(c) and (e). Interestingly, both S_1 & S_2 correspond to non-aligned robots ($\mathbf{n}_1 \nparallel \mathbf{n}_2$). To test this, we conduct experiments for the $D_r = 0$ case using ran-

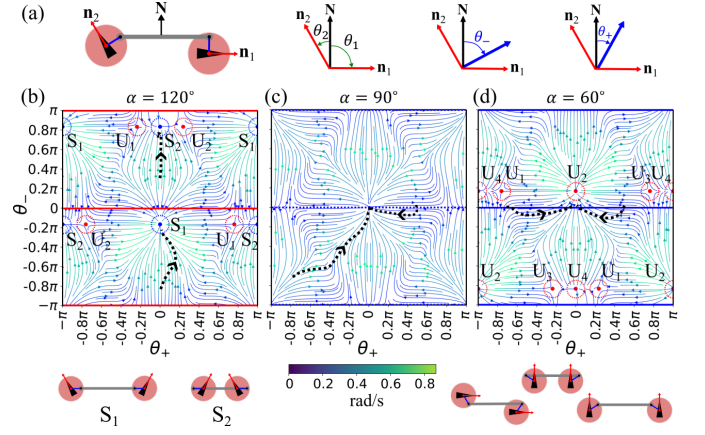


FIG. 4. (a) A schematic diagram clarifying the angular coordinates (θ_+, θ_-) . Here, $\theta_{\pm} = (\theta_1 \pm \theta_2)/2$. (b) Flow diagram of (θ_+, θ_-) for $\alpha = 120^\circ$ evaluated from the deterministic part \mathcal{T}_{\pm} of Eq. (1). S_1 & S_2 and U_1 & U_2 encircled by dotted lines represent stable and unstable points respectively. Black dashed lines represent experimental trajectories for $D_r = 0$. Schematic configurations of S_1 and S_2 are shown at the bottom. \mathbf{n}_1 and \mathbf{n}_2 are misaligned by an angle of $2\alpha - \pi = 60^\circ$ in both cases. (c) Flow diagram for $\alpha = 90^\circ$. Blue dotted lines at $\theta_- = n\pi$ are semi-stable in θ_- and neutral in θ_+ , where n denotes positive integers. Black dashed lines are the experimental trajectories of $D_r = 0$. (d) Flow profile for $\alpha = 60^\circ$. The system exhibits four unstable points (U_1, U_2, U_3 , and U_4). Solid blue lines at $\theta_- = n\pi$ represent configurations that are stable in θ_- and neutral in θ_+ . The black dashed experimental trajectories for the $D_r = 0$ case. Three among infinitely many run configurations corresponding to $\mathbf{n}_1 \parallel \mathbf{n}_2$ are shown at the bottom. The color bars in (b), (c) & (d) correspond to the magnitude of the vector $(\mathcal{T}_+, \mathcal{T}_-)$ in rad s^{-1} .

dom initial conditions in (θ_+, θ_-) and find that the system follows the predicted flow lines (black dashed lines in Fig. 4(b)) before eventually settling into one of the stable regions, indicated by the dashed circular regions (see SM movie 6). Moreover, as evident from configurations S_1 & S_2 , the system's run speed at the stable points is given by $v_a \sin \alpha$, which decreases with α for $\alpha > 90^\circ$. This explains the decreasing trend in V_{run} shown in insets of Figs. 3(e) and 3(f). We also observe that at low but finite D_r values, the system runs corresponding to $\theta_- = \pi/2 - \alpha + n\pi$, which equals $\theta_- = n\pi - \pi/6$ for $\alpha = 120^\circ$ while occasionally transitioning between S_1 and S_2 leading to tumbling events [See SM Section IID].

For $\alpha = 90^\circ$, no stable fixed points are observed. Instead, there exists a fixed line [blue dashed line in Fig. 4(c)] at $\theta_- = n\pi$, which is semi-stable in θ_- and neutral in θ_+ . Therefore, as the system reaches this line, it runs for a while before sliding towards increasing θ_- due to noise. Experiments performed at $D_r = 0$, in this case, show traced paths that agree well with theoretical values (see SM movie 7). Finally, for $\alpha < 90^\circ$, and using $\alpha = 60^\circ$ as a typical example, we find four unstable points (U_1, U_2, U_3, U_4) and a fixed line at $\theta_- = n\pi$ as

shown in Fig. 4(d). This fixed line is neutral in θ_+ while stable in θ_- corresponding to infinitely possible configurations with $\mathbf{n}_1 \parallel \mathbf{n}_2$ with schematics of three typical configurations shown below the Fig. 4(d). Consequently, $V_{\text{run}} \approx v_a$ for $\alpha \leq 90^\circ$ as observed experimentally in inset of Fig. 3(e). Again, the grey dashed line indicates the experimental trajectory for $D_r = 0$ (SM movie 8).

To conclude, inspired by microorganism motility, we present a robotic model system that replicates run-and-tumble-like (RT-like) motion. Our robots, driven by motorized wheels through mechanical gears and responding to microcontroller signals, undergo rolling-without-slipping motion. As a result, they faithfully emulate overdamped active motion, a hallmark of microorganisms operating at extremely low Reynolds numbers. We program both robots to exhibit an overdamped active Brownian (AB) motion. The rigid rod, attached to a pivot point on the robot's body, rotates freely and facilitates rotational motion. By varying the pivot placement relative to the robot's polarity axis, we observe a range of rich, tunable RT-like dynamics. We quantify the RT-like motion using the tumbling frequency and identify two key tuning parameters. The first, δ , is the distance of the pivot from the robot's centre, which promotes tumbling frequency by amplifying torque. The second, α , is the angle between the pivot-to-center line and the polarity axis, which also adjusts the tumbling frequency based on rotational noise programmed inside each robot. The tunability of RT motion with these parameters might have implications in the critical role played by inter-flagella connection through the organism's body in achieving synchronization cycles [23, 25]. We also developed a theoretical model that captures the essential features of our system and reproduces the experimental results, elucidating the intricate dependence of RT dynamics on δ and α .

Acknowledgements - NK acknowledges financial support from DST-SERB for CRG grant number CRG/2020/002925 and IITB for the seed grant. HS acknowledges SERB for the SRG (grant no. SRG/2022/000061-G). SP thanks CSIR India for the research fellowship (File no: 09/087(1040)/2020-EMR-I).

* Equal contribution

† harsh@iitmandi.ac.in

‡ nkumar@iitb.ac.in

- [1] S. Ramaswamy, The mechanics and statistics of active matter, *Annu. Rev. Condens. Matter Phys.* **1**, 323 (2010).
- [2] G. Gompper, C. Bechinger, H. Stark, and R. G. Winkler, Editorial: Motile active matter, *The European Physical Journal E* **44**, 103 (2021).
- [3] H. C. Berg, Motile behavior of bacteria, *Physics today* **53**, 24 (2000).
- [4] H. C. Berg and D. A. Brown, Chemotaxis in escherichia coli analysed by three-dimensional tracking, *Nature* **239**, 500 (1972).
- [5] M. Polin, I. Tuval, K. Drescher, J. P. Gollub, and R. E. Goldstein, Chlamydomonas swims with two “gears” in a eukaryotic version of run-and-tumble locomotion, *Science* **325**, 487 (2009).
- [6] L. Li, S. F. Nørrelykke, and E. C. Cox, Persistent cell motion in the absence of external signals: a search strategy for eukaryotic cells, *PLoS one* **3**, e2093 (2008).
- [7] R. C. Findlay, M. Osman, K. A. Spence, P. M. Kaye, P. B. Walrad, and L. G. Wilson, High-speed, three-dimensional imaging reveals chemotactic behaviour specific to human-infective leishmania parasites, *Elife* **10**, e65051 (2021).
- [8] E. M. Purcell, Life at low reynolds number, in *Physics and our world: reissue of the proceedings of a symposium in honor of Victor F Weisskopf* (World Scientific, 2014) pp. 47–67.
- [9] E. Lauga and R. E. Goldstein, Dance of the microswimmers, *Physics Today* **65**, 30 (2012), <https://pubs.aip.org/physicstoday/article-pdf/65/9/30/10096373/30.1.online.pdf>.
- [10] R. E. Goldstein, M. Polin, and I. Tuval, Emergence of synchronized beating during the regrowth of eukaryotic flagella, *Physical Review Letters* **107**, 148103 (2011).
- [11] D. R. Brumley, K. Y. Wan, M. Polin, and R. E. Goldstein, Flagellar synchronization through direct hydrodynamic interactions, *elife* **3**, e02750 (2014).
- [12] K. Y. Wan, K. C. Leptos, and R. E. Goldstein, Lag, lock, sync, slip: the many ‘phases’ of coupled flagella, *Journal of the Royal Society Interface* **11**, 20131160 (2014).
- [13] R. E. Goldstein, M. Polin, and I. Tuval, Noise and synchronization in pairs of beating eukaryotic flagella, *Physical review letters* **103**, 168103 (2009).
- [14] D. M. Woolley, R. F. Crockett, W. D. Groom, and S. G. Revell, A study of synchronisation between the flagella of bull spermatozoa, with related observations, *Journal of Experimental Biology* **212**, 2215 (2009).
- [15] D. Mondal, R. Adhikari, and P. Sharma, Internal friction controls active ciliary oscillations near the instability threshold, *Science advances* **6**, eabb0503 (2020).
- [16] B. M. Friedrich and F. Jülicher, Flagellar synchronization independent of hydrodynamic interactions, *Physical Review Letters* **109**, 138102 (2012).
- [17] R. R. Bennett and R. Golestanian, Emergent run-and-tumble behavior in a simple model of chlamydomonas with intrinsic noise, *Phys. Rev. Lett.* **110**, 148102 (2013).
- [18] M. Kim and T. R. Powers, Hydrodynamic interactions between rotating helices, *Phys. Rev. E* **69**, 061910 (2004).
- [19] A. Vilfan and F. Jülicher, Hydrodynamic flow patterns and synchronization of beating cilia, *Phys. Rev. Lett.* **96**, 058102 (2006).
- [20] T. Niedermayer, B. Eckhardt, and P. Lenz, Synchronization, phase locking, and metachronal wave formation in ciliary chains, *Chaos: An Interdisciplinary Journal of Nonlinear Science* **18**, 037128 (2008), https://pubs.aip.org/aip/cha/article-pdf/doi/10.1063/1.2956984/13860350/037128_1.online.pdf.
- [21] N. Uchida and R. Golestanian, Generic conditions for hydrodynamic synchronization, *Phys. Rev. Lett.* **106**, 058104 (2011).
- [22] N. Oliver, C. Alpmann, Á. Barroso, L. Dewenter, M. Woerdemann, and C. Denz, Synchronization in pairs of ro-

- tating active biomotors, *Soft Matter* **14**, 3073 (2018).
- [23] G. Quaranta, M.-E. Aubin-Tam, and D. Tam, Hydrodynamics versus intracellular coupling in the synchronization of eukaryotic flagella, *Physical review letters* **115**, 238101 (2015).
- [24] G. S. Klindt, C. Ruloff, C. Wagner, and B. M. Friedrich, Load response of the flagellar beat, *Phys. Rev. Lett.* **117**, 258101 (2016).
- [25] K. Y. Wan and R. E. Goldstein, Coordinated beating of algal flagella is mediated by basal coupling, *Proceedings of the National Academy of Sciences* **113**, E2784 (2016).
- [26] V. F. Geyer, F. Jülicher, J. Howard, and B. M. Friedrich, Cell-body rocking is a dominant mechanism for flagellar synchronization in a swimming alga, *Proceedings of the National Academy of Sciences* **110**, 18058 (2013).
- [27] A. W. Soh, L. G. Woodhams, A. D. Junker, C. M. Enloe, B. E. Noren, A. Harned, C. J. Westlake, K. Narayan, J. S. Oakey, P. V. Bayly, *et al.*, Intracellular connections between basal bodies promote the coordinated behavior of motile cilia, *Molecular biology of the cell* **33**, br18 (2022).
- [28] Y. Xia, Z. Hu, D. Wei, K. Chen, Y. Peng, and M. Yang, Biomimetic synchronization in biciliated robots, *Phys. Rev. Lett.* **133**, 048302 (2024).
- [29] T.-l. Xu, C.-r. Qin, B. Tang, J.-c. Gao, J. Zhou, K. Chen, T. H. Zhang, and W.-d. Tian, Constrained motion of self-propelling eccentric disks linked by a spring, *The Journal of Chemical Physics* **161** (2024).
- [30] T. Sanchez, D. Welch, D. Nicastro, and Z. Dogic, Cilia-like beating of active microtubule bundles, *Science* **333**, 456 (2011).
- [31] I. Tiwari, P. Parmananda, and R. Chelakkot, Periodic oscillations in a string of camphor infused disks, *Soft Matter* **16**, 10334 (2020).
- [32] E. Han, L. Zhu, J. W. Shaevitz, and H. A. Stone, Low-reynolds-number, biflagellated quince swimmers with multiple forms of motion, *Proceedings of the National Academy of Sciences* **118**, e2022000118 (2021).
- [33] P. Baconnier, D. Shohat, C. H. López, C. Coulais, V. Démercy, G. Düring, and O. Dauchot, Selective and collective actuation in active solids, *Nature Physics* **18**, 1234 (2022).
- [34] C. Hernández-López, P. Baconnier, C. Coulais, O. Dauchot, and G. Düring, Model of active solids: Rigid body motion and shape-changing mechanisms, *Phys. Rev. Lett.* **132**, 238303 (2024).
- [35] N. Kumar, R. K. Gupta, H. Soni, S. Ramaswamy, and A. Sood, Trapping and sorting active particles: Motility-induced condensation and smectic defects, *Physical Review E* **99**, 032605 (2019).
- [36] P. Dey, A. Thakur, A. Chotalia, A. Nandi, and P. Parmananda, Run-and-tumble like motion of a camphor-infused marangoni swimmer, *Soft Matter* , (2025).
- [37] C. Scholz, S. Jahanshahi, A. Ldov, and H. Löwen, Inertial delay of self-propelled particles, *Nature communications* **9**, 5156 (2018).
- [38] D. Dutta, A. Kundu, and U. Basu, Inertial dynamics of run-and-tumble particle, *arXiv preprint arXiv:2411.19186* (2024).
- [39] L. Caprini and U. Marini Bettolo Marconi, Inertial self-propelled particles, *The Journal of Chemical Physics* **154** (2021).
- [40] J. Fersula, N. Bredeche, and O. Dauchot, Self-aligning active agents with inertia and active torque, *Physical Review E* **110**, 014606 (2024).
- [41] S. Paramanick, A. Pal, H. Soni, and N. Kumar, Programming tunable active dynamics in a self-propelled robot, *The European Physical Journal E* **47**, 34 (2024).
- [42] S. Paramanick, A. Biswas, H. Soni, A. Pal, and N. Kumar, Uncovering universal characteristics of homing paths using foraging robots, *PRX Life* **2**, 033007 (2024).
- [43] A. Maitra, Activity unmasks chirality in liquid-crystalline matter, *Annual Review of Condensed Matter Physics* **16** (2024).
- [44] J. Tailleur and M. E. Cates, Statistical mechanics of interacting run-and-tumble bacteria, *Physical review letters* **100**, 218103 (2008).
- [45] R. W. Nash, R. Adhikari, J. Tailleur, and M. E. Cates, Run-and-tumble particles with hydrodynamics: Sedimentation, trapping, and upstream swimming, *Phys. Rev. Lett.* **104**, 258101 (2010).
- [46] M. E. Cates and J. Tailleur, When are active brownian particles and run-and-tumble particles equivalent? consequences for motility-induced phase separation, *Europhysics Letters* **101**, 20010 (2013).
- [47] E. J. Marsden, C. Valeriani, I. Sullivan, M. Cates, and D. Marenduzzo, Chemotactic clusters in confined run-and-tumble bacteria: a numerical investigation, *Soft Matter* **10**, 157 (2014).
- [48] A. P. Solon, M. E. Cates, and J. Tailleur, Active brownian particles and run-and-tumble particles: A comparative study, *The European Physical Journal Special Topics* **224**, 1231 (2015).
- [49] M. E. Cates and J. Tailleur, Motility-induced phase separation, *Annu. Rev. Condens. Matter Phys.* **6**, 219 (2015).