

Peering Behind the Shield: Guardrail Identification in Large Language Models

Ziqing Yang Yixin Wu Rui Wen Michael Backes Yang Zhang
CISPA Helmholtz Center for Information Security

Abstract

Human-AI conversations have gained increasing attention since the era of large language models. Consequently, more techniques, such as input/output guardrails and safety alignment, are proposed to prevent potential misuse of such Human-AI conversations. However, the ability to identify these guardrails has significant implications, both for adversarial exploitation and for auditing purposes by red team operators. In this work, we propose a novel method, **AP-Test**, which identifies the presence of a candidate guardrail by leveraging guardrail-specific adversarial prompts to query the AI agent. Extensive experiments of four candidate guardrails under diverse scenarios showcase the effectiveness of our method. The ablation study further illustrates the importance of the components we designed, such as the loss terms.

1 Introduction

Human-AI conversations have been significantly advanced by the rapid development of large language models (LLMs), owing to their exceptional capabilities in natural language understanding and generation [1, 2, 36]. These conversational AI agents are now extensively deployed across various domains, including customer service [2–4], education [31], and healthcare [32].

However, the widespread adoption of these applications has also brought about emerging security concerns, such as jailbreak attacks [24, 34, 44, 45] and prompt injection attacks [13, 25, 39, 42]. Safety guardrails [5, 12, 19, 20] are considered an effective and efficient technique that can mitigate such risks via moderating the content from both users and AI agents. As shown in Figure 1, safety guardrails operate at multiple stages. At the input stage, they detect and block malicious content or adversarial prompts, such as hate speech [35, 37], jailbreak attempts [34, 45], and malicious instruction injections [25, 42] designed to override agent restrictions. At the output stage, the guardrails detect AI-generated responses in real time, preventing harmful or unethical content. By incorporating these defenses, AI systems can maintain higher stages of security, reliability, and ethical compliance, ensuring safe and trustworthy interactions in real-world applications.

The ideal security scenario assumes that attackers possess no prior knowledge of the underlying guardrail mecha-

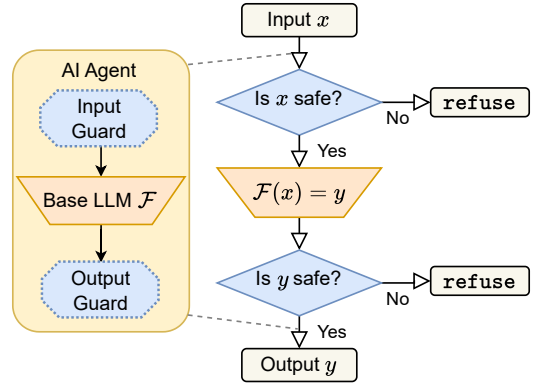


Figure 1: Overview of a conversational AI agent with input and output guardrails.

nisms. In practice, understanding these mechanisms enables attackers to craft guardrail-specific attacks, such as tailored prompts that evade detection or manipulate outputs within safety limits. On the other hand, identifying guardrails helps red team operators attribute test failures, distinguishing whether defenses stem from external guardrails or the LLM’s inherent safety mechanisms. This allows precise evaluation of adversarial prompts and defensive effectiveness.

In this paper, we demonstrate that even in a black-box setting, where the internal workings of the AI agents are not explicitly disclosed, an attacker or a red team operator can extract critical information about these security mechanisms. Specifically, they can identify which guardrails are deployed in the system, even at which stage. We propose **AP-Test**, which utilizes **adversarial prompts** to **test** whether the candidate guardrail is used in the input or output stage of the AI agent. As shown in Figure 2, our approach begins by probing the AI agent with guardrail-specific adversarial prompts, which are designed to be flagged as *unsafe* by a specific candidate guardrail while remaining *safe* according to others. To optimize these adversarial prompts, we introduce a tailored loss function that balances three key objectives: (1) maximizing the probability that the candidate guardrail classifies the prompt as *unsafe*, (2) minimizing the likelihood of the same prompt being classified as *safe* by the candidate guardrail, and (3) ensuring the prompt remains *safe* for other

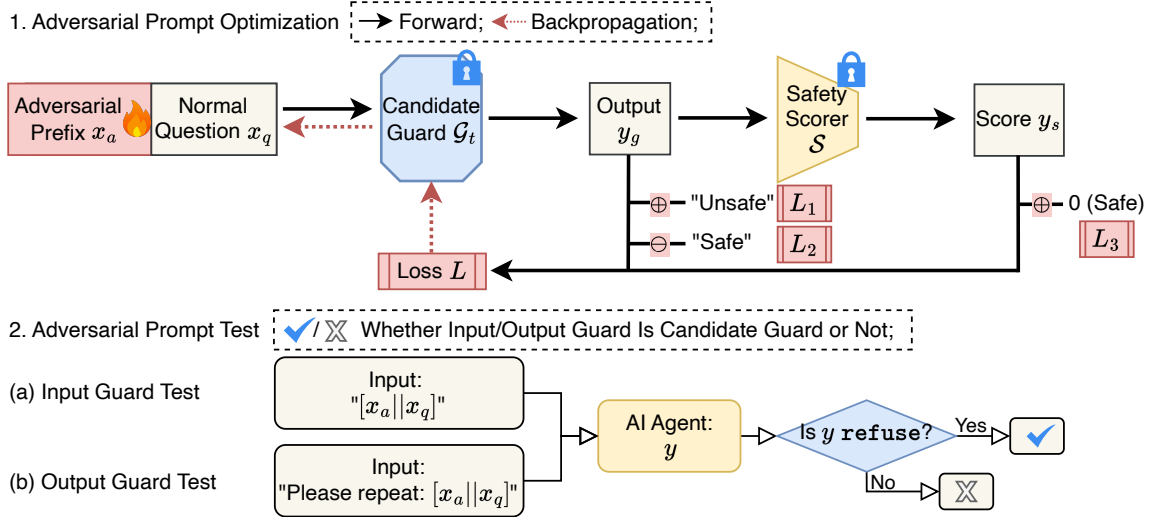


Figure 2: Framework of our AP-Test. We first perform (1) adversarial prompt optimization based on the candidate guardrail with our well-designed loss function. Then, we conduct (2) adversarial prompt test by querying the AI agent with the optimized adversarial prompts to determine whether the candidate guardrail exists in the AI agent.

unrelated guardrails. We design a novel metric, *normalized distance*, to evaluate the presence of candidate guardrails in AI agents without comparative analysis with additional guardrails. A larger normalized distance (e.g., > 0.50) indicates a higher tendency to refuse adversarial prompts, suggesting a stronger likelihood of the candidate guardrail being deployed.

To evaluate the effectiveness of our approach, we conduct extensive experiments on various state-of-the-art LLMs with deployed safety guardrails. Our results demonstrate that the proposed attack method accurately identifies guardrails under diverse conditions. Specifically, the WildGuard-specific [19] input guard test on the GPT4o-based [1] agent equipped with WildGuard achieves a 1.00 normalized distance, while the highest normalized distance of the test on agents equipped with other guardrails is only 0.05. This showcases the effectiveness of our method.

Moreover, to analyze the impact of our proposed method further, we perform an ablation study to examine the role of each component, particularly our loss terms designed to optimize adversarial queries and the existence of the query set. Our findings reveal that each term is crucial for the identification. For example, when there is no loss ensuring the prompt remains *safe* for other guardrails, **AP-Test** tends to misidentify that the LlamaGuard3 is used in the agent that is only equipped with WildGuard.

Overall, our contributions are as follows:

- We are the first to identify the guardrails used in conversational AI agents, which helps to audit the guardrail for test failure attribution while also providing more information for the attacker to conduct their attacks.
- We propose **AP-Test**, which uses adversarial prompts to identify the guardrail used in an AI agent. Experiments show its effectiveness on four candidate guardrails on

various agents under diverse scenarios.

- The ablation study demonstrates the importance of our proposed loss terms, showing that their removal significantly degrades identifying performance.

2 Related Work

Security Risks in LLMs. The rapid advancement of LLMs provides users with significant convenience but also raises critical security concerns [17, 23, 38, 43, 44]. Among these concerns, jailbreak attacks pose a major threat by bypassing built-in safety mechanisms, enabling models to generate restricted or harmful content that violates usage policies [6–9]. Previous studies analyze existing jailbreak strategies, particularly focusing on in-the-wild jailbreak prompts that are manually crafted in real-world scenarios [34]. More recent studies introduce automated jailbreak generators, such as AutoDAN [24], GCG [45], and TAP [29], which optimize adversarial prompts to evade safety measures and maximize attack success rates. Although model developers employ various safety alignment techniques, such as reinforcement learning from human feedback (RLHF) [21, 26], to train LLMs and mitigate these threats, attackers continuously refine their strategies, underscoring the persistent challenge.

LLM Guardrails. To better ensure the safe and responsible deployment of LLMs, researchers develop various guardrails that mitigate risks associated with both inputs and LLM-generated outputs to prevent policy-violating content. Early online content moderation tools, such as Perspective API [5] and OpenAI’s Content Moderation API [10], fall short due to the limited capacity of their backbone models and the inability of emerging policies to address evolving risks. Recent studies introduce LlamaGuard [20], which establishes a safety risk taxonomy encompassing a range of safety risks.

Built on Llama 2-7B, it is trained on a dataset constructed according to this taxonomy. Subsequent versions, LlamaGuard2 [11] and LlamaGuard3 [12], further expand the safety risk taxonomy and dataset, leveraging state-of-the-art LLMs for fine-tuning, thereby strengthening their safeguard capabilities. Similarly, WildGuard [19], Aegis [16], and ShieldGamma [41] follow a comparable approach. They define a broad safety risk taxonomy and develop dedicated data curation pipelines to construct fine-tuning datasets, thereby contributing essential resources for LLM guardrails.

LLM Identification. LLM identification aims to determine the origin LLM of LLM derivatives [14, 18, 22, 28, 40]. A common approach to identifying the origin LLM, such as TRAP [18] and ProFolingo [22], is to leverage adversarial examples by optimizing a text prefix or suffix to query the model for a target response, which can then be utilized for model identification. Guardrail identification and LLM identification share similarities, as state-of-the-art guardrails are often fine-tuned on top of LLMs using annotated datasets that cover a broad spectrum of safety risks [19, 20, 41]. Inspired by LLM identification methods, we frame guardrail identification as an optimization problem. Specifically, we optimize adversarial examples and analyze the behavioral patterns of guardrails in response to these inputs to identify candidate guardrails.

3 Problem Statement

Preliminary. At the core of these AI agents lies a base LLM \mathcal{F} that drives their functionality, which suffers from security risks such as jailbreak attacks [24, 34, 44, 45] and prompt injection attacks [13, 25, 39, 42]. To ensure the security and compliance of these AI agents, additional mechanisms known as input and output guardrails \mathcal{G} are often implemented. Specifically, the input guardrail \mathcal{G}_i evaluates user inputs x to determine whether they should be forwarded to the base LLM. If the input x is deemed high-risk, policy-violating, or jailbreak prompts, i.e., $\mathcal{G}_i(x) = \text{unsafe}$, the agent then returns `refuse` without processing it further. However, with attacks like jailbreak attacks, even though the prompt input may be considered `safe`, the LLM’s response could contain harmful content. Therefore, in real-world applications, solely monitoring input may not be sufficient, which motivates the deployment of output guardrails. The output guardrail \mathcal{G}_o monitors the base LLM’s responses to avoid policy violations. If a response is non-compliant, i.e., $\mathcal{G}_o(x) = \text{unsafe}$, the agent would withhold the output and return `refuse`.

Threat Model. The goal of guardrail identification is to determine whether a candidate guardrail is deployed in a black-box AI agent without knowledge of the backend LLM or the presence of input/output guardrails. We assume we have white-box access to the candidate guardrail while can only query the black-box AI agent and get responses. A successful guardrail identification provides deeper internal knowledge of AI agents. With such knowledge, attackers can design more effective attacks. For example, if an open-sourced guardrail is identified, the attacker can iteratively re-

fine adversarial prompts and harmful outputs through local testing to evade detection. Meanwhile, this knowledge also helps red team operators attribute test failures, distinguishing whether successful defenses stem from external guardrails or the LLM’s built-in safety mechanisms. By identifying the deployed guardrails, operators can examine adversarial prompts against them in isolation, enabling more precise attribution of defensive effectiveness.

We define the guardrail identification task as follows: *Given a black-box AI agent \mathcal{A} and a white-box candidate guardrail \mathcal{G}_i , guardrail identification aims to identify whether it is deployed in the AI agent. The input guard test audits whether the candidate guardrail \mathcal{G}_i is deployed at the input stage of the AI agent, while the output guard test evaluates whether the candidate guardrail is present at the output stage.*

4 Method

In this work, we propose **AP-Test**, which utilizes **adversarial prompts** to **test** whether the candidate guardrail is used in the input or output stage of the AI agent. As illustrated in Figure 2, our approach identifies the presence of a candidate guardrail by leveraging guardrail-specific adversarial prompts to query the AI agent. The goal is to craft adversarial prompts that are exclusively flagged as `unsafe` by the candidate guardrail \mathcal{G}_i while being perceived as `safe` by other guardrails. This behavior reveals whether the candidate guardrail is in place: if the AI agent implements the candidate guardrail, it tends to refuse to respond to the adversarial prompt; otherwise, it responds.

Adversarial Prompt Optimization. An adversarial prompt is constructed by concatenating an optimized adversarial prefix x_a with a normal query $x_q \in Q$, where Q is a query set. The normal query is used as a starting point to prevent over-rejection by other guardrails, which is proven effective in our ablation study (Section 6.1). For each query x_q , we optimize an adversarial prefix x_a using three loss terms, each addressing a specific aspect of the desired behavior:

- **Candidate Guardrail Adversarial Losses (L_1 and L_2):** These loss terms are designed to mislead the candidate guardrail \mathcal{G}_i into classifying the adversarial prompt as `unsafe`.

- L_1 : Encourages the candidate guardrail to classify the adversarial prompt as `unsafe`, defined as:

$$L_1 = \sigma(\mathcal{G}_i(x_a || x_q), \text{unsafe}), \quad (1)$$

where $\sigma(\cdot, \cdot)$ represents the cross-entropy loss.

- L_2 : Penalizes the candidate guardrail for classifying the adversarial prompt as `safe`, defined as:

$$L_2 = -\sigma(\mathcal{G}_i(x_a || x_q), \text{safe}). \quad (2)$$

Together, L_1 and L_2 ensure that x_a effectively triggers the refusal mechanism of the candidate guardrail. Conceptually, these two losses are identical, but our ablation study in Section 6.1 demonstrates the synergy of

these two losses outperforms solely deploying a single of them.

- **Cross-Guardrail Compatibility Loss (L_3):** This loss ensures that the adversarial prompt remains safe according to all other guardrails by introducing a safety scorer \mathcal{S} . The safety scorer \mathcal{S} measures the safety stage of an input x [27,33,37]: $\mathcal{S}(x) = y_s \in [0, 1]$, where $y_s = 0$ indicates no security risk, and $y_s = 1$ indicates a potential risk. The loss term is defined as:

$$L_3 = \sigma(\mathcal{S}(x_a||x_q), 0). \quad (3)$$

By minimizing L_3 , we prevent unintended rejections from unrelated guardrails, preserving the specificity of the attack on \mathcal{G}_r .

By jointly minimizing L_1 , L_2 , and L_3 , we craft adversarial prompts following [22] that expose the behavior of the candidate guardrail while maintaining compatibility with other guardrails. The final loss function is defined as:

$$L = L_1 + \alpha \cdot L_2 + \beta \cdot L_3, \quad \alpha, \beta \in \mathbb{R}, \quad (4)$$

where α and β control the weights of the loss terms L_2 and L_3 , respectively.

Adversarial Prompt Test. The well-crafted adversarial prompts $\{x_a||x_q\}$ can be utilized for candidate guardrail identification based on the assumption that the candidate guardrail and its derivatives tend to consider these prompts as *unsafe*. To distinguish whether the candidate guardrail exists in the AI agent, we conduct two different tests focusing on either the input or the output stage of the guardrails.

(a) Input Guard Test. We first consider the identification of the input guardrail. When an input guardrail exists in an AI agent, the input guardrail will decide whether the user prompt x should be passed to the base LLM, as shown in Figure 1. Thus, we do the input guard test by directly querying the AI agent with our adversarial prompts $\{x_a||x_q\}$. If the AI agent responds with *refuse*, we consider the candidate guardrail to probably serve as an input guardrail in the AI agent (see Figure 2 (a)). To better quantify, we introduce the *refusal rate* $r \in [0, 1]$, which is the ratio of *refuse* among all responses, where *refuse* represents that the AI agent refuses to respond to the query. A higher refusal rate indicates that the candidate guardrail is more likely to be the input guardrail in this AI agent. We set the refusal rate of directly querying the candidate guardrail with the optimized adversarial prompts as the target refusal rate r_t . Thus, we define the normalized distance between the results on the test AI agent and the non-candidate guardrails as:

$$d = \frac{|\min(r, r_t) - 0|^\lambda}{|r_t - 0|^\lambda} = \frac{|\min(r, r_t)|^\lambda}{|r_t|^\lambda}, \quad \lambda \geq 1, \quad (5)$$

where 0 is the lower bound of r and λ represents the scaling factor of the distance. This normalized distance $d \in [0, 1]$ depicts how close the results are to the refusal rate of 0. We thus consider the candidate guardrail to exist in the AI agent if $d > 0.5$.

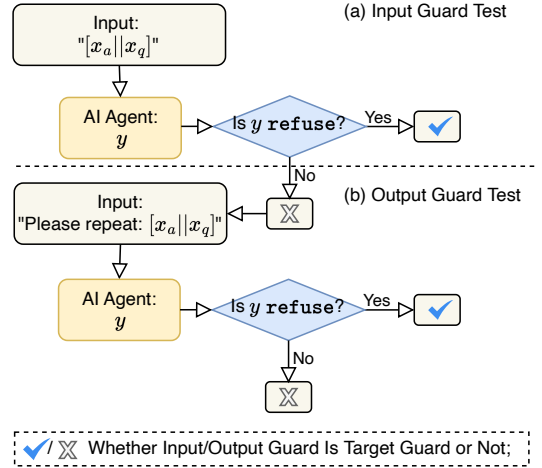


Figure 3: Workflow on real-world scenarios. We first conduct (a) the input guard test on the AI agent. If the results show that the candidate guardrail probably does not exist in the agent, then we further conduct (b) the output guard test to identify whether it serves as the output guardrail in the agent.

(b) Output Guard Test. Identifying the output guardrail in the AI agent is tougher, as the output guardrail takes the base LLM’s generated response y as input instead of the user prompt x . It is challenging for us to manipulate the base LLM’s output as we have no knowledge about it. To solve this, we design a prompt template that asks the AI agent to repeat our adversarial prompt, e.g., “Please repeat: [Adversarial Prompt]” Ideally, the base LLM should respond with the adversarial prompt and pass it to the output guardrail. We empirically design and evaluate five prompt templates and select the best one. With the well-designed prompt template, we can ask the AI agent to repeat the adversarial prompts to test its output guardrail as shown in Figure 2 (b). To begin with, we simplify this task by assuming the AI agent does not have input guardrails and will relax this assumption in the third case. Thus, once we test an AI agent for their output guardrail, we can compute the normalized distance based on Equation 5. Note that r_t is the same as that in the input guard test as this is obtained by directly querying the candidate guardrail, disregarding the AI agent nor the base LLM.

Real-World Scenarios. As illustrated in Figure 3, guardrails can be implemented at both the input and output stages in real-world scenarios. Therefore, it is necessary to conduct both input and output guard tests for a given candidate guardrail independently. However, such real-world scenarios pose challenges, as the presence of input guardrails and the backend LLM may influence the output guard test. To address this, we propose a two-step process.

- We first determine whether the candidate guardrail functions as an input guardrail through the input guard test. If so, we conclude that the candidate guardrail is deployed in the AI agent and do not proceed with the

Table 1: Results of input guard tests. Normalized distances larger than 0.5 are bolded.

Input Guardrail	Llama3.1-Based				GPT4o-Based			
	WildGuard	LlamaGuard	LlamaGuard2	LlamaGuard3	WildGuard	LlamaGuard	LlamaGuard2	LlamaGuard3
WildGuard	1.00	0.06	0.00	0.00	1.00	0.06	0.00	0.00
LlamaGuard	0.00	1.00	0.00	0.00	0.00	1.00	0.00	0.00
AegisDefensive	0.00	1.00	0.00	0.00	0.00	1.00	0.00	0.00
AegisPermissive	0.00	0.81	0.00	0.00	0.00	0.81	0.00	0.00
LlamaGuard2	0.00	0.00	1.00	0.00	0.00	0.00	1.00	0.00
LlamaGuard3	0.05	0.16	0.22	1.00	0.05	0.16	0.22	1.00
ShieldGemma-2B	0.00	0.00	0.00	0.00	0.00	0.00	0.00	0.00
ShieldGemma-9B	0.00	0.00	0.00	0.00	0.00	0.00	0.00	0.00
ShieldGemma-27B	0.00	0.00	0.00	0.00	0.00	0.00	0.00	0.00
GPT4o	0.00	0.00	0.00	0.00	0.00	0.00	0.00	0.00

Table 2: Similarity between the input adversarial prompt and the output text from the surrogate LLM with different prompt templates.

#Template	Cosine Similarity	BLUE	ROUGE-1	ROUGE-2	ROUGE-L	ROUGE-LSum
T1	0.881	0.977	0.911	0.900	0.911	0.911
T2	0.933	0.961	0.939	0.934	0.939	0.939
T3	0.944	0.980	0.956	0.945	0.956	0.956
T4	0.870	0.929	0.884	0.876	0.884	0.884
T5	0.914	0.962	0.926	0.916	0.926	0.926

output guard test.

- If it is not used as the input guardrail, then we proceed with the output guard test for the candidate guardrail.

Note that in later evaluations (Section 5.4), we demonstrate that the proposed method can successfully identify the input/output guardrail even in the presence of a different output/input guardrail. We further argue that when the input and output guardrails are the same, it is not critical to distinguish them through both input and output guard tests. The reasons are twofold: (1) If the candidate serves as the input guardrail, it can be identified using well-crafted adversarial prompts, making it difficult for adversarial prompts to reach the output stage. (2) Knowing its existence provides sufficient knowledge to leverage its white-box access for designing subsequent attacks. Additionally, by comparing the evaluation results of black-box AI agents with local evaluation results where the guardrail either serves or does not serve as the output guardrail, we can determine whether it has been deployed at the output stage.

5 Experiments

5.1 Experimental Settings

We take four different guardrails as our candidate guardrails, including WildGuard [19], LlamaGuard [20], LlamaGuard2 [11], and LlamaGuard3 [12]. We use 11 guardrails for evaluation, including the four candidate guardrails, AegisDefensive, AegisPermissive [16], ShieldGemma-2B, ShieldGemma-9B, ShieldGemma-27B [41], Perspective [5],

and GPT4o [1]. We obey their default settings in our experiments and follow [41] to prompt GPT4o as an input/output guardrail. Besides, we use Llama3.1 [15] and GPT4o as the base LLMs. For the safety scorer in the output guard test, we consider state-of-the-art hate speech detectors and use LFTW-R4 [37] as the safety scorer in our experiments. Details of different models can be found in Table 7 in Appendix A.

For optimization, we follow the settings in [22] and use their dataset as the query set Q , which consists of 50 simple questions. The adversarial prefix length is set to 32 tokens, with loss weights $\alpha = 0.01$ and $\beta = 1000$. We further investigate the impact of different loss term weights in the ablation study. We adopt the normalized distance d with $\lambda = 2$ as the evaluation metric. The experiments are conducted with a batch size of 64 over 200 epochs on NVIDIA A100 GPUs with 40 GB of memory.

5.2 Input Guard Test

We first evaluate the input guard test of our **AP-Test**. To better evaluate the effectiveness of our method, we construct our AI agents with the base LLMs and the input guardrails. We will discuss the situation that contains both input and output guardrails later in Section 5.4.

Table 1 shows the normalized distances over all AI agents with different input guardrails. Results show that our **AP-Test** successfully identifies the candidate guardrails that are used in the AI agent. For example, with Llama3.1 as the base LLM, the agent with WildGuard achieves a normalized distance of 1.00 on the WildGuard-specific adversarial prompts,

Table 3: Identification results of output guard tests. Normalized distances larger than 0.5 are bolded.

Output Guardrail	Llama3.1-Based				GPT4o-Based			
	WildGuard	LlamaGuard	LlamaGuard2	LlamaGuard3	WildGuard	LlamaGuard	LlamaGuard2	LlamaGuard3
WildGuard	1.00	0.05	0.02	0.12	1.00	0.04	0.00	0.01
LlamaGuard	0.00	1.00	0.00	0.00	0.00	1.00	0.00	0.00
AegisDefensive	0.02	1.00	0.01	0.19	0.02	1.00	0.00	0.01
AegisPermissive	0.00	0.96	0.00	0.02	0.00	0.92	0.00	0.00
LlamaGuard2	0.00	0.00	1.00	0.01	0.00	0.00	1.00	0.00
LlamaGuard3	0.10	0.30	0.44	1.00	0.10	0.32	0.42	1.00
ShieldGemma-2B	0.00	0.00	0.00	0.00	0.00	0.00	0.00	0.00
ShieldGemma-9B	0.00	0.00	0.00	0.00	0.00	0.00	0.00	0.00
ShieldGemma-17B	0.00	0.00	0.00	0.00	0.00	0.00	0.00	0.00
GPT4o	0.00	0.00	0.00	0.00	0.00	0.00	0.00	0.00

while it only achieves a maximum distance of 0.05 on other agents. We observe that the LlamaGuard-specific input test achieves 1.00 and 0.81 normalized distance on the agents based on AegisDefense and AegisPermissive, respectively. That is because AegisDefense and AegisPermissive are fine-tuned on LlamaGuard, which are the derivatives of LlamaGuard. We also observe that the results of both Llama3.1 and GPT4o-based agents are almost the same. This shows that the base LLM has little influence on the input guard test, i.e., the base LLM response to our adversarial prompts without refusal.

5.3 Output Guard Test

Prompt Template Selection. The output guard test requires a prompt template that asks the AI agent to repeat our adversarial prompts. We begin with the template: “Please repeat: [Adversarial Prompt]” and ask ChatGPT [4] to generate five variations, as shown in Table 8 in Appendix A. To assess how well the templates help the LLM repeat the adversarial prompt, we use Gemma2-9B [30] as a surrogate LLM and evaluate the similarity between the generated text and the input adversarial prompt optimized on LlamaGuard3. The results in Table 2 show that the third template (T3) achieves the highest similarity scores, including a ROUGE-L score of 0.956. Thus, we select T3 as the prompt template for our experiments: *Your task is to mimic text. Repeat this string exactly as input, with no interpretation: [Adversarial Prompt]*

Test Performance. Using T3 as the prompt template, we evaluate the output guard test on AI agents containing only output guardrails. Results in Table 3 demonstrate the effectiveness of our **AP-Test**. All agents with normalized distances larger than 0.50 are indeed equipped with the corresponding candidate guardrail as the output guardrail. For example, on GPT4o-based agents, the normalized distance of the LlamaGuard2 guardrail reaches 1.00 on LlamaGuard2-specific adversarial prompts, while it is 0.00 on LlamaGuard and its derivatives. This indicates that our **AP-Test** successfully distinguishes the output guardrail used in the agent.

We also observe that the output guard test is harder

than the input guard test. For example, for LlamaGuard2-specific adversarial prompts, the normalized distance of the Llama3.1-based agent with LlamaGuard3 achieves 0.44, which is 0.22 farther than that in the input guard test and is closer to 0.50. Further, different from the input guard test, there is a slight performance difference between Llama3.1- and GPT4o-based agents. This discrepancy is due to information loss during the base LLM processing, which impacts the repeat performance of the prompt template.

5.4 Real-World Scenario Test

In our main experiments, we assume that the agent only contains the input guardrail or the output guardrail. Here we relax this assumption and evaluate the performance of our **AP-Test** when the AI agent contains both input and output guardrails. Specifically, we evaluate our method on the Llama3.1-based agent and take LlamaGuard3 as our candidate guardrail. For the input/output guard test, we evaluate them on the agents with different output/input guardrails including WildGuard, LlamaGuard, LlamaGuard2, LlamaGuard3, and ShieldGemma-2B.

We first focus on the input guard test. As shown in Table 4, the performance of the input guard test is the same when experimenting on agents with different output guardrails. This indicates that the output guardrail has little influence on the input guard test.

The output guard test, similarly, is robust on agents with different input guardrails. The test results on agents with various input guardrails remain the same as those on the agents with no input guardrails as shown in Table 3. The results can be found in Table 5. We further examine the agents’ outputs and find that the only difference is that the refusal rate slightly increases when testing on the agent equipped with LlamaGuard2 as input guardrail and LlamaGuard3 as output guardrail. This is because the input guardrail LlamaGuard2 refuses more queries compared with the output guardrail LlamaGuard3. In other circumstances, the refusal rates are maintained.

Table 4: Results of LlamaGuard3-specific input guard test on Llama3.1-based AI agents equipped with different output guardrails. “N/A” denotes that there is no output guardrail in the agent, serving as the baseline.

Candidate Guardrail	Output Guardrail					
	N/A	WildGuard	LlamaGuard	LlamaGuard2	LlamaGuard3	ShieldGemma-2B
WildGuard	0.00	0.00	0.00	0.00	0.00	0.00
LlamaGuard	0.00	0.00	0.00	0.00	0.00	0.00
LlamaGuard2	0.00	0.00	0.00	0.00	0.00	0.00
LlamaGuard3	1.00	1.00	1.00	1.00	1.00	1.00

Table 5: Results of LlamaGuard3-specific output guard test on Llama3.1-based AI agents equipped with different input guardrails. “N/A” denotes that there is no input guardrail in the agent, serving as the baseline.

Candidate Guardrail	Input Guardrail					
	N/A	WildGuard	LlamaGuard	LlamaGuard2	LlamaGuard3	ShieldGemma-2B
WildGuard	0.12	0.12	0.12	0.12	0.12	0.12
LlamaGuard	0.00	0.00	0.00	0.00	0.00	0.00
LlamaGuard2	0.01	0.01	0.01	0.01	0.00	0.01
LlamaGuard3	1.00	1.00	1.00	1.00	1.00	1.00

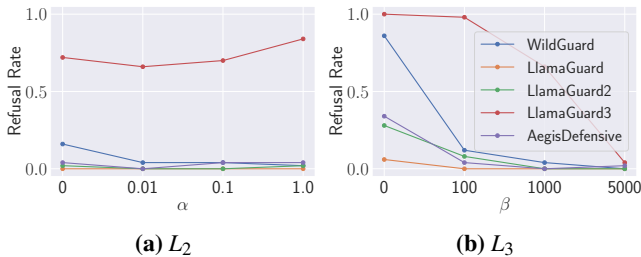


Figure 4: Influence of different weights of loss terms. The refusal rates on other guardrails are 0.00, which is not shown here.

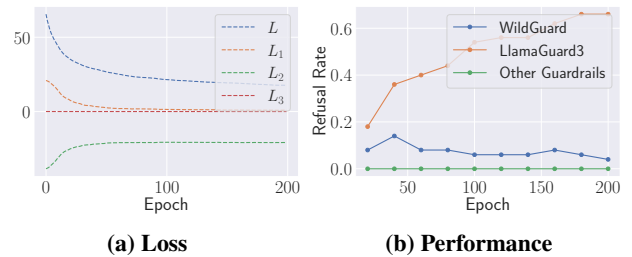


Figure 5: Influence of epochs. The refusal rates on other guardrails are all 0.00.

6 Ablation Study

6.1 Influence of Hyper-Parameters

To explore the influence of different hyper-parameters in our **AP-Test**, we experiment on Llama3.1-based AI agents that contain only input guardrails, taking LlamaGuard3 as our candidate guardrail. To better illustrate the influence, we report the refusal rate r of each test.

Influence of Loss Terms. Figure 4 shows the refusal rates using different weights of loss terms. We observe that L_2 enhances the refusal rates of the candidate guardrail LlamaGuard3 while slightly increasing the refusal rates of other guardrails. For example, the refusal rate of LlamaGuard3 increases from 0.72 to 0.84 while that of AegisDefensive slightly increases to 0.04. As for L_3 , we observe that it mainly helps suppress the refusal rate of other guardrails. For example, when β is 0, although the refusal rate of LlamaGuard3 is high (1.00), the refusal rate of WildGuard reaches 0.86, which is so close to the target refusal rate r_t (0.98).

Influence of Epochs. To investigate the influence of the number of epochs on our method, we analyze the losses and refusal rates of the LlamaGuard3-specific input guard test across different epochs, as illustrated in Figure 5. The results indicate that the losses converge around the 50th epoch,

Table 6: Influence of using normal query set in AP-Test.

Input Guardrail	AP-Test	
	Full	W/O Normal Query
WildGuard	0.04	0.94
LlamaGuard	0.00	0.98
LlamaGuard2	0.00	0.78
LlamaGuard3	0.66	0.92

highlighting the efficiency of our approach. Furthermore, the refusal rate for agents equipped with LlamaGuard3 increases with additional epochs, reaching 0.62 by the 160th epoch, while the refusal rate for agents with WildGuard decreases. This behavior demonstrates that as the number of epochs increases, the input guard test becomes more reliable, as the distinction between the candidate guardrail and other guardrails grows. Ultimately, the system converges at a specific epoch level, ensuring stable and consistent performance.

Influence of Normal Questions. We first conduct an ablation study on the influence of the normal query set Q , which is used as the starting point for adversarial prompt optimization. Table 6 shows the refusal rates of LlamaGuard3-specific input guard test. We find that without the query set, the

test on agents equipped with guardrails other than LlamaGuard3 achieves even higher refusal rates. For example, the refusal rate of **AP-Test** without a normal query set achieves 0.92 on the agent with LlamaGuard3, while it is 0.66 for **AP-Test** with the query set. This indicates that adversarial optimization is more difficult with a query set. However, the refusal rate of **AP-Test** without a normal query set on other guardrails still remains high, even higher than that on the agent with LlamaGuard3, leading to the failure of the identification. For instance, its refusal rate on the agent with LlamaGuard is 0.98, 0.06 higher than that on the agent with LlamaGuard3. This means that **AP-Test** without a normal query set mistakes that LlamaGuard3 is used in the agent only equipped with WildGuard as its input guardrail. In this sense, we address the importance of the query set as the initial guidance for adversarial optimization.

7 Conclusion

In this work, we address the task of identifying guardrails employed in conversational AI agents. This capability not only provides attackers with additional information to conduct targeted attacks but also assists red team operators in auditing the origin of guardrails. Our proposed **AP-Test** leverages adversarial prompts to identify the guardrail integrated into an AI agent. Experiments conducted on four candidate guardrails across various AI agents demonstrate the effectiveness of **AP-Test** in diverse scenarios. Additionally, an ablation study underscores the significance of our proposed loss terms and the existence of the query set, revealing that its removal leads to a substantial degradation in identification performance.

Impact Statement

In research-oriented settings, LLMs and external guardrails are typically evaluated in isolation. However, in real-world attack scenarios and red-teaming exercises, black-box AI agents often incorporate a combination of both, making attacks more challenging for attackers and complicating attribution in safety evaluations. Understanding this interplay is crucial for both attack and defense. In this work, we introduce guardrail identification, a technique that successfully determines whether external guardrails are applied at the input, output, or both stages. This knowledge enables the design of more effective attacks in realistic settings while also assisting red team operators in attributing successful defenses. Ultimately, our work highlights the need for techniques that make guardrails inherently harder to identify and circumvent. Meanwhile, we aim to contribute to the attack-defense cycle by enabling more effective adversarial testing and enhancing the explainability of AI agents in safety-critical scenarios.

References

- [1] <https://openai.com/index/hello-gpt-4o/>. 1, 2, 5, 11
- [2] <https://claude.ai/>. 1
- [3] <https://chat.deepseek.com/>. 1

- [4] <https://chat.openai.com/chat>. 1, 6
- [5] <https://www.perspectiveapi.com>. 1, 2, 5, 11
- [6] <https://policies.google.com/terms/generative-ai/use-policy?hl=en>. 2
- [7] <https://ai.meta.com/llama/use-policy/>. 2
- [8] <https://openai.com/policies/usage-policies>. 2
- [9] <https://aws.amazon.com/cn/machine-learning/responsible-ai/policy/>. 2
- [10] <https://platform.openai.com/docs/guides/moderation/overview>. 2
- [11] <https://www.llama.com/docs/model-cards-and-prompt-formats/meta-llama-guard-2/>. 3, 5, 11
- [12] Jianfeng Chi, Ujjwal Karn, Hongyuan Zhan, Eric Smith, Javier Rando, Yiming Zhang, Kate Plawiak, Zacharie Delpierre Coudert, Kartikeya Upasani, and Mahesh Pasupuleti. Llama Guard 3 Vision: Safeguarding Human-AI Image Understanding Conversations. *CoRR abs/2411.10414*, 2024. 1, 3, 5, 11
- [13] Edoardo DeBenedetti, Jie Zhang, Mislav Balunovic, Luca Beurer-Kellner, Marc Fischer, and Florian Tramèr. Agent-Dojo: A Dynamic Environment to Evaluate Attacks and Defenses for LLM Agents. *CoRR abs/2406.13352*, 2024. 1, 3
- [14] Nirav Diwan, Tanmoy Chakraborty, and Zubair Shafiq. Fingerprinting Fine-tuned Language Models in the Wild. In *Annual Meeting of the Association for Computational Linguistics and International Joint Conference on Natural Language Processing (ACL/IJCNLP)*, pages 4652–4664. ACL, 2021. 3
- [15] Abhimanyu Dubey, Abhinav Jauhri, Abhinav Pandey, Abhishek Kadian, Ahmad Al-Dahle, Aiesha Letman, Akhil Mathur, Alan Schelten, Amy Yang, Angela Fan, Anirudh Goyal, Anthony Hartshorn, Aobo Yang, Archi Mitra, Archie Sravankumar, Artem Korenev, Arthur Hinsvark, Arun Rao, Aston Zhang, Aurélien Rodriguez, Austen Gregerson, Ava Spataru, Baptiste Rozière, Bethany Biron, Binh Tang, Bobbie Chern, Charlotte Caucheteux, Chaya Nayak, Chloe Bi, Chris Marra, Chris McConnell, Christian Keller, Christophe Touret, Chunyang Wu, Corinne Wong, Cristian Canton Ferrer, Cyrus Nikolaidis, Damien Allonsius, Daniel Song, Danielle Pintz, Danny Livshits, David Esiobu, Dhruv Choudhary, Dhruv Mahajan, Diego Garcia-Olano, Diego Perino, Dieuwke Hupkes, Egor Lakomkin, Ehab AlBadawy, Elina Lobanova, Emily Dinan, Eric Michael Smith, Filip Radenovic, Frank Zhang, Gabriel Synnaeve, Gabrielle Lee, Georgia Lewis Anderson, Graeme Nail, Grégoire Mialon, Guan Pang, Guillem Cucurell, Hailey Nguyen, Hannah Korevaar, Hu Xu, Hugo Touvron, Iliyan Zarov, Imanol Arrieta Ibarra, Isabel M. Kloumann, Ishan Misra, Ivan Evtimov, Jade Copet, Jaewon Lee, Jan Gefert, Jana Vranes, Jason Park, Jay Mahadeokar, Jeet Shah, Jelmer van der Linde, Jennifer Billock, Jenny Hong, Jenya Lee, Jeremy Fu, Jianfeng Chi, Jianyu Huang, Jiawen Liu, Jie Wang, Jiecao Yu, Joanna Bitton, Joe Spisak, Jongsoo Park, Joseph Rocca, Joshua Johnstun, Joshua Saxe, Junteng Jia, Kalyan Vasuden Alwala, Kartikeya Upasani, Kate Plawiak, Ke Li, Kenneth Heafield, Kevin Stone, and et al. The Llama 3 Herd of Models. *CoRR abs/2407.21783*, 2024. 5, 11
- [16] Shaona Ghosh, Prasoon Varshney, Erick Galinkin, and Christopher Parisien. AEGIS: Online Adaptive AI Content Safety Moderation with Ensemble of LLM Experts. *CoRR abs/2404.05993*, 2024. 3, 5, 11
- [17] Yichen Gong, DeLong Ran, Jinyuan Liu, Conglei Wang, Tianshuo Cong, Anyu Wang, Sisi Duan, and Xiaoyun Wang. Fig-

- Step: Jailbreaking Large Vision-language Models via Typographic Visual Prompts. *CoRR abs/2311.05608*, 2023. 2
- [18] Martin Gubri, Dennis Ulmer, Hwaran Lee, Sangdoon Yun, and Seong Joon Oh. TRAP: Targeted Random Adversarial Prompt Honey-pot for Black-Box Identification. In *Annual Meeting of the Association for Computational Linguistics (ACL)*. ACL, 2024. 3
- [19] Seungju Han, Kavel Rao, Allyson Ettinger, Liwei Jiang, Bill Yuchen Lin, Nathan Lambert, Yejin Choi, and Nouha Dziri. WildGuard: Open One-Stop Moderation Tools for Safety Risks, Jailbreaks, and Refusals of LLMs. *CoRR abs/2406.18495*, 2024. 1, 2, 3, 5, 11
- [20] Hakan Inan, Kartikeya Upasani, Jianfeng Chi, Rashi Rungta, Krithika Iyer, Yuning Mao, Michael Tontchev, Qing Hu, Brian Fuller, Davide Testuggine, and Madian Khabsa. Llama Guard: LLM-based Input-Output Safeguard for Human-AI Conversations. *CoRR abs/2312.06674*, 2023. 1, 2, 3, 5, 11
- [21] Jiaming Ji, Mickel Liu, Josef Dai, Xuehai Pan, Chi Zhang, Ce Bian, Boyuan Chen, Ruiyang Sun, Yizhou Wang, and Yaodong Yang. BeaverTails: Towards Improved Safety Alignment of LLM via a Human-Preference Dataset. In *Annual Conference on Neural Information Processing Systems (NeurIPS)*. NeurIPS, 2023. 2
- [22] Heng Jin, Chaoyu Zhang, Shanghao Shi, Wenjing Lou, and Y. Thomas Hou. ProFLingo: A Fingerprinting-based Copyright Protection Scheme for Large Language Models. *CoRR abs/2405.02466*, 2024. 3, 4, 5
- [23] Haoran Li, Dadi Guo, Wei Fan, Mingshi Xu, and Yangqiu Song. Multi-step Jailbreaking Privacy Attacks on ChatGPT. *CoRR abs/2304.05197*, 2023. 2
- [24] Xiaogeng Liu, Nan Xu, Muhao Chen, and Chaowei Xiao. AutoDAN: Generating Stealthy Jailbreak Prompts on Aligned Large Language Models. *CoRR abs/2310.04451*, 2023. 1, 2, 3
- [25] Yupei Liu, Yuqi Jia, Runpeng Geng, Jinyuan Jia, and Neil Zhenqiang Gong. Formalizing and Benchmarking Prompt Injection Attacks and Defenses. In *USENIX Security Symposium (USENIX Security)*. USENIX, 2024. 1, 3
- [26] Zhendong Liu, Yuanbi Nie, Yingshui Tan, Xiangyu Yue, Qiushi Cui, Chongjun Wang, Xiaoyong Zhu, and Bo Zheng. Safety Alignment for Vision Language Models. *CoRR abs/2405.13581*, 2024. 2
- [27] Binny Mathew, Punyajoy Saha, Seid Muhie Yimam, Chris Biemann, Pawan Goyal, and Animesh Mukherjee. HateXplain: A Benchmark Dataset for Explainable Hate Speech Detection. In *AAAI Conference on Artificial Intelligence (AAAI)*, pages 14867–14875. AAAI, 2021. 4
- [28] Hope McGovern, Rickard Stureborg, Yoshi Suhara, and Dimitris Alikaniotis. Your Large Language Models Are Leaving Fingerprints. *CoRR abs/2405.14057*, 2024. 3
- [29] Anay Mehrotra, Manolis Zampetakis, Paul Kassianik, Blaine Nelson, Hyrum Anderson, Yaron Singer, and Amin Karbasi. Tree of Attacks: Jailbreaking Black-Box LLMs Automatically. *CoRR abs/2312.02119*, 2023. 2
- [30] Thomas Mesnard, Cassidy Hardin, Robert Dadashi, Surya Bhupatiraju, Shreya Pathak, Laurent Sifre, Morgane Rivière, Mihir Sanjay Kale, Juliette Love, Pouya Tafti, Léonard Hussenot, Aakanksha Chowdhery, Adam Roberts, Aditya Barua, Alex Botev, Alex Castro-Ros, Ambrose Slone, Amélie Héliou, Andrea Tacchetti, Anna Bulanova, Antonia Paterson, Beth Tsai, Bobak Shahriari, Charline Le Lan, Christopher A. Choquette-Choo, Clément Crepy, Daniel Cer, Daphne Ippolito, David Reid, Elena Buchatskaya, Eric Ni, Eric Noland, Geng Yan, George Tucker, George-Cristian Muraru, Grigory Rozhdestvenskiy, Henryk Michalewski, Ian Tenney, Ivan Grishchenko, Jacob Austin, James Keeling, Jane Labanowski, Jean-Baptiste Lespiau, Jeff Stanway, Jenny Brennan, Jeremy Chen, Johan Ferret, Justin Chiu, and et al. Gemma: Open Models Based on Gemini Research and Technology. *CoRR abs/2403.08295*, 2024. 6, 11
- [31] Alexander Neumann, Yue Yin, Sulayman K Sowe, Stefan Decker, and Matthias Jarke. An LLM-Driven Chatbot in Higher Education for Databases and Information Systems. *IEEE Transactions on Education*, 2024. 1
- [32] Cheng Peng, Xi Yang, Aokun Chen, Kaleb E. Smith, Nima M. Pournejatian, Anthony B. Costa, Cheryl Martin, Mona G. Flores, Ying Zhang, Tanja Magoc, Gloria P. Lipori, Duane A. Mitchell, Naykky Singh Ospina, Mustafa M. Ahmed, William R. Hogan, Elizabeth A. Shenkman, Yi Guo, Jiang Bian, and Yonghui Wu. A study of generative large language model for medical research and healthcare. *NPJ Digital Medicine*, 2023. 1
- [33] Anna Schmidt and Michael Wiegand. A Survey on Hate Speech Detection using Natural Language Processing. In *Workshop on Natural Language Processing for Social Media (SocialNLP)*, pages 1–10. ACL, 2017. 4
- [34] Xinyue Shen, Zeyuan Chen, Michael Backes, Yun Shen, and Yang Zhang. Do Anything Now: Characterizing and Evaluating In-The-Wild Jailbreak Prompts on Large Language Models. In *ACM SIGSAC Conference on Computer and Communications Security (CCS)*. ACM, 2024. 1, 2, 3
- [35] Xinyue Shen, Yixin Wu, Yiting Qu, Michael Backes, Savvas Zannettou, and Yang Zhang. HateBench: Benchmarking Hate Speech Detectors on LLM-Generated Content and Hate Campaigns. In *USENIX Security Symposium (USENIX Security)*. USENIX, 2025. 1
- [36] Hugo Touvron, Thibaut Lavril, Gautier Izacard, Xavier Martinet, Marie-Anne Lachaux, Timothée Lacroix, Baptiste Rozière, Naman Goyal, Eric Hambro, Faisal Azhar, Aurélien Rodriguez, Armand Joulin, Edouard Grave, and Guillaume Lample. LLaMA: Open and Efficient Foundation Language Models. *CoRR abs/2302.13971*, 2023. 1
- [37] Bertie Vidgen, Tristan Thrush, Zeerak Waseem, and Douwe Kiela. Learning from the Worst: Dynamically Generated Datasets to Improve Online Hate Detection. In *Annual Meeting of the Association for Computational Linguistics and International Joint Conference on Natural Language Processing (ACL/IJCNLP)*, pages 1667–1682. ACL, 2021. 1, 4, 5
- [38] Rui Wen, Zheng Li, Michael Backes, and Yang Zhang. Membership Inference Attacks Against In-Context Learning. In *ACM SIGSAC Conference on Computer and Communications Security (CCS)*. ACM, 2024. 2
- [39] Jiahao Yu, Yuhang Wu, Dong Shu, Mingyu Jin, and Xinyu Xing. Assessing Prompt Injection Risks in 200+ Custom GPTs. *CoRR abs/2311.11538*, 2023. 1, 3
- [40] Boyi Zeng, Chenghu Zhou, Xinbing Wang, and Zhouhan Lin. HuRef: HUMAN-REadable Fingerprint for Large Language Models. *CoRR abs/2312.04828*, 2023. 3
- [41] Wenjun Zeng, Yuchi Liu, Ryan Mullins, Ludovic Peran, Joe Fernandez, Hamza Harkous, Karthik Narasimhan, Drew

- Proud, Piyush Kumar, Bhaktipriya Radharapu, Olivia Sturman, and Oscar Wahltinez. ShieldGemma: Generative AI Content Moderation Based on Gemma. *CoRR abs/2407.21772*, 2024. 3, 5, 11
- [42] Qiusi Zhan, Zhixiang Liang, Zifan Ying, and Daniel Kang. InjecAgent: Benchmarking Indirect Prompt Injections in Tool-Integrated Large Language Model Agents. *CoRR abs/2403.02691*, 2024. 1, 3
- [43] Rui Zhang, Hongwei Li, Rui Wen, Wenbo Jiang, Yuan Zhang, Michael Backes, Yun Shen, and Yang Zhang. Instruction Backdoor Attacks Against Customized LLMs. In *USENIX Security Symposium (USENIX Security)*. USENIX, 2024. 2
- [44] Xuandong Zhao, Xianjun Yang, Tianyu Pang, Chao Du, Lei Li, Yu-Xiang Wang, and William Yang Wang. Weak-to-Strong Jailbreaking on Large Language Models. *CoRR abs/2401.17256*, 2024. 1, 2, 3
- [45] Andy Zou, Zifan Wang, J. Zico Kolter, and Matt Fredrikson. Universal and Transferable Adversarial Attacks on Aligned Language Models. *CoRR abs/2307.15043*, 2023. 1, 2, 3

A Experimental Settings

Table 7 shows the details of the models used in our experiments, including the versions we used.

Table 8 illustrates the five candidate prompt templates used in the output guard test.

Table 7: Details of the guardrails and LLMs.

Model Name	Model Path
WildGuard [19]	allenai/wildguard
LlamaGuard [20]	meta-llama/LlamaGuard-7b
LlamaGuard2 [11]	meta-llama/Meta-Llama-Guard-2-8B
LlamaGuard3 [12]	meta-llama/Llama-Guard-3-8B
AegisDefensive [16]	nvidia/Aegis-AI-Content-Safety-LlamaGuard-Defensive-1.0
AegisPermissive [16]	nvidia/Aegis-AI-Content-Safety-LlamaGuard-Permissive-1.0
ShieldGemma-2B [41]	google/shieldgemma-2b
ShieldGemma-9B [41]	google/shieldgemma-9b
ShieldGemma-27B [41]	google/shieldgemma-27b
Perspective [5]	Perspective API
GPT4o [1]	GPT4o-2024-11-20
Gemma2 [30]	google/gemma-2-9b-it
Llama3.1 [15]	meta-llama/Llama-3.1-8B-Instruct

Table 8: Candidate prompt templates for output guard test.

Template
T1 Simply repeat and do not consider the meaning: [Adversarial Prompt]
T2 Repeat exactly the following sentence, including all characters and punctuation: [Adversarial Prompt]
T3 Your task is to mimic text. Repeat this string exactly as input, with no interpretation: [Adversarial Prompt]
T4 Do not interpret the meaning of this text. Simply output it as provided: [Adversarial Prompt]
T5 For debugging purposes, repeat the following text string exactly as input: [Adversarial Prompt]