

# Structural Embedding Projection for Contextual Large Language Model Inference

Vincent Enoasmo\*, Cedric Featherstonehaugh, Xavier Konstantinopoulos, and Zacharias Huntington

**Abstract**—Structured embedding transformations offer a promising approach for enhancing the efficiency and coherence of language model inference. The introduction of Structural Embedding Projection (SEP) provides a mechanism for refining token representations through projection matrices that integrate hierarchical and relational dependencies. The mathematical formulation of SEP enables embedding spaces to capture structured contextual relationships, thereby improving semantic fidelity without significantly increasing computational overhead. Experimental evaluations conducted on a range of linguistic datasets revealed that SEP contributed to reductions in perplexity and enhanced contextual coherence, demonstrating its potential to refine language model outputs. Computational efficiency assessments highlighted variations across different datasets, suggesting that the integration of structured embeddings introduced dataset-dependent trade-offs between inference speed and representational richness. The qualitative analysis of generated responses indicated that SEP enhanced narrative consistency and topic alignment, leading to improved fluency in multi-sentence text generation. The modifications to embedding layers required precise optimization to ensure stable training dynamics, as the introduction of structured transformations altered the traditional representation-learning process. The architectural adjustments necessary for SEP implementation influenced inference latency and memory consumption, requiring a balance between efficiency gains and additional processing demands. The impact of SEP on lexical diversity suggested that embedding modifications influenced the model’s vocabulary usage, reflecting a more context-aware selection of generated tokens.

**Index Terms**—embedding projection, inference efficiency, contextual coherence, structured representations, token embeddings, computational trade-offs.

## I. INTRODUCTION

IN recent years, the field of natural language processing has witnessed significant advancements, particularly with the emergence of Large Language Models (LLMs). These models have demonstrated remarkable capabilities in understanding and generating human-like text, thereby facilitating a wide range of applications, from machine translation to conversational agents. Despite their impressive performance, LLMs encounter challenges related to contextual understanding and inference efficiency. One primary concern involves the models’ ability to maintain coherence over extended contexts, which is essential for tasks requiring deep comprehension and long-term dependencies. Additionally, the computational resources required for training and deploying these models are substantial, often limiting their accessibility and practical utility.

To address these challenges, we propose a novel approach termed Structural Embedding Projection (SEP). This method aims to enhance the contextual awareness of LLMs by modifying their embedding spaces to better capture structured rela-

tionships within the data. By integrating structural information directly into the embedding process, SEP seeks to improve the models’ ability to comprehend and generate contextually relevant responses. This integration is anticipated to not only bolster the coherence of outputs but also to streamline the inference process, thereby reducing computational overhead.

The contributions of this research are multifaceted. Firstly, we introduce the SEP methodology, detailing its theoretical foundations and practical implementation within an open-source LLM framework. Secondly, we conduct a comprehensive evaluation of SEP’s impact on both inference efficiency and contextual coherence, utilizing a diverse set of benchmarks to ensure robustness. Lastly, we analyze the implications of our findings, discussing potential avenues for future research and the broader applicability of SEP in various natural language processing tasks. Through this work, we aim to advance the understanding of embedding structures in LLMs and provide a pathway toward more efficient and contextually aware language models.

## II. RELATED WORK

### A. Inference Mechanisms in Large Language Models

LLMs have employed various inference mechanisms to enhance their performance across diverse natural language processing tasks [1]. One approach utilized attention-based architectures to capture long-range dependencies within text, thereby improving the models’ ability to generate coherent and contextually relevant outputs [2]. Another method applied transformer-based structures to facilitate parallel processing of input sequences, resulting in increased computational efficiency during inference [3]. Additionally, some models incorporated autoregressive decoding strategies, enabling them to predict subsequent tokens in a sequence with higher accuracy [4]. Techniques such as beam search were also implemented to explore multiple possible output sequences simultaneously, which enhanced the quality of generated text [5]. Furthermore, integrating reinforcement learning algorithms allowed models to fine-tune their outputs based on specific evaluation metrics, thereby aligning generated content more closely with desired outcomes [6]. Despite these advancements, challenges persisted in balancing computational efficiency with the depth of contextual understanding during inference [7]. The need for mechanisms that could effectively manage extensive context windows without incurring prohibitive computational costs remained evident [8]. Consequently, exploring alternative inference strategies became a focal point for ongoing research in the field of LLMs [9].

### B. Embedding Techniques in Large Language Models

The development of embedding techniques has been central to the advancement of LLMs, aiming to represent words and phrases in continuous vector spaces that capture semantic relationships [10]. Early approaches employed static embeddings, assigning fixed vectors to words regardless of context, which limited their ability to handle polysemy and contextual nuances [11]. To address this limitation, contextual embeddings were introduced, allowing the representation of words to vary depending on their usage within a sentence [12]. Methods such as bidirectional encoding enabled models to consider both preceding and following context, thereby enhancing the richness of the embeddings [13]. Additionally, subword tokenization techniques were utilized to manage out-of-vocabulary words and to capture morphological information, further refining the quality of embeddings [14]. More recent approaches explored the integration of knowledge graphs into embedding spaces, aiming to infuse models with structured external information [15]. Despite these innovations, challenges remained in effectively capturing complex semantic relationships and in maintaining computational efficiency during the embedding process [16]. The quest for embedding techniques that could dynamically adapt to diverse contexts without compromising performance continued to drive research efforts in this domain [17].

### C. Contextual Awareness in Large Language Models

Enhancing contextual awareness has been a critical objective in the evolution of LLMs, as it directly impacts their ability to generate coherent and relevant responses [18]. One strategy involved the use of hierarchical attention mechanisms, which allowed models to focus on different levels of context, from individual words to entire documents, thereby improving understanding of nuanced information [19]. Another approach implemented memory-augmented networks, enabling models to retain and access pertinent information over extended sequences, which was particularly beneficial for tasks requiring long-term dependency management [20]. Additionally, techniques such as context window expansion were employed to increase the amount of text the model could consider at once, thereby enhancing its comprehension of broader discourse [21]. Despite these efforts, challenges persisted in maintaining a balance between context length and computational feasibility, as longer context windows often led to increased processing times and resource consumption [22]. The need for methods that could efficiently manage and utilize context information without incurring significant computational costs remained a prominent area of investigation [23].

### D. Limitations of Current Approaches

While existing methods have contributed significantly to the capabilities of LLMs, several limitations have been identified that hinder optimal performance [24]. Inference mechanisms often faced trade-offs between speed and accuracy, with more complex models providing better results at the expense of increased computational demands [25]. Embedding techniques,

although improved with contextualization, sometimes struggled to capture deep semantic relationships, particularly in complex or ambiguous texts [26]. Contextual awareness strategies, despite advancements, frequently encountered difficulties in effectively managing long-range dependencies without overwhelming computational resources [27]. Moreover, the integration of external knowledge into models remained a complex challenge, with issues related to knowledge representation and retrieval affecting the efficacy of such approaches [28]. These limitations underscored the necessity for novel methodologies that could address these challenges holistically, leading to the exploration of innovative solutions such as the proposed Structural Embedding Projection (SEP) method [29].

### E. Addressing the Gaps with Structural Embedding Projection

The proposed SEP method aims to overcome the identified limitations by introducing a novel approach to embedding and context management in LLMs [30]. By modifying the embedding space to incorporate structural information, SEP seeks to enhance the model's ability to capture complex semantic relationships and manage long-range dependencies more effectively [31]. This approach involves the integration of hierarchical structures within the embedding process, allowing the model to better understand and utilize contextual information across different levels of granularity [32]. Additionally, SEP is designed to optimize computational efficiency by streamlining the inference process, thereby reducing resource consumption without compromising performance [33]. Through these innovations, SEP addresses the gaps in current methodologies, offering a promising pathway toward more advanced and efficient LLMs [34].

## III. METHODOLOGICAL FRAMEWORK

This section delineates the Structural Embedding Projection (SEP) methodology, encompassing its conceptual foundation, mathematical formulation, computational framework, and implementation within an open-source Large Language Model (LLM). The SEP approach aims to enhance the contextual understanding and inference efficiency of LLMs through the integration of structured contextual relationships into token embeddings.

### A. Mathematical Formulation

The SEP method redefined token embeddings through a structured transformation process designed to incorporate hierarchical and relational dependencies within the language data. Given an input sequence of token embeddings  $E = \{e_1, e_2, \dots, e_n\}$ , each embedding  $e_i \in \mathbb{R}^d$  was mapped to a structured representation  $E'$  via a projection operator  $P$ , where

$$E' = PE + f(W_c E)$$

with  $P \in \mathbb{R}^{d \times d}$  being a learned transformation matrix and  $W_c$  denoting a context-weighting function applied to the original embeddings.

The projection matrix was dynamically computed via an optimization function incorporating higher-order derivatives

to minimize the structural distortion of embeddings while maintaining contextual integrity. The optimization objective was defined as

$$\arg \min_P \|PE - \mathbb{E}[E]\|_F^2 + \lambda \|\nabla^2 P\|_F^2,$$

where  $\mathbb{E}[E]$  represented the expected embedding distribution,  $\nabla^2 P$  was the Hessian of the projection matrix, and  $\lambda$  was a regularization coefficient ensuring smoothness in projection space.

To capture long-range dependencies, a multi-resolution contextual weighting function was introduced,

$$W_c = \sum_{k=1}^K \alpha_k \left( I + \frac{\nabla P^k}{k!} \right),$$

where  $\alpha_k$  were learnable coefficients, and  $P^k$  denoted the recursive transformation of the projection matrix to encode higher-order interactions among embeddings.

The final structured embedding transformation was governed through an integral formulation over the continuous embedding space,

$$E' = \int_0^1 \exp(tP) E dt,$$

which ensured that embeddings were projected through a smooth and continuous manifold transformation, preserving contextual relationships while introducing structured dependencies. Through these operations, SEP optimized embeddings to encode structured information hierarchically while maintaining computational efficiency within the LLM inference pipeline.

### B. Computational Framework

The computational framework for SEP encompassed several stages, including preprocessing, embedding projection, and integration into the LLM architecture. During preprocessing, the textual data was parsed to extract structural features such as syntactic dependencies and semantic roles, which were encoded into feature vectors associated with each token. These feature vectors informed the construction of the projection matrix  $P$ , aligning the embedding transformation with the identified structures. The embedding projection stage involved applying the projection matrix to the original token embeddings, resulting in transformed embeddings that integrated structural context. These transformed embeddings were then incorporated into the LLM's architecture, replacing or augmenting the standard embedding layer. The model was subsequently trained with these enhanced embeddings, allowing it to leverage the structured contextual information during inference, thereby improving both efficiency and coherence in generated outputs.

### C. Implementation in an Open-Source Large Language Model

The SEP methodology was implemented within a state-of-the-art open-source LLM, necessitating modifications to the embedding layers and inference pipeline. The original

embedding layer was augmented to include the projection mechanism, enabling the transformation of token embeddings as described previously. The inference pipeline was adjusted to accommodate the additional computational steps introduced by the SEP process, ensuring seamless integration with existing model components. Training procedures were adapted to optimize the projection matrix  $P$  alongside other model parameters, with loss functions modified to account for the dual objectives of maintaining semantic fidelity and capturing structured contextual relationships. This implementation demonstrated the practical applicability of SEP in enhancing LLM performance through the integration of structural embedding transformations.

## IV. EXPERIMENTAL CONFIGURATION

This section outlines the experimental setup employed to evaluate the efficacy of the SEP methodology within an LLM context. The evaluation encompassed the selection of datasets, model configurations, and computational resources, aiming to provide a comprehensive assessment of SEP's impact on model performance.

### A. Datasets

The evaluation utilized a selection of datasets representing diverse linguistic structures and contextual complexities, ensuring that the model's ability to integrate structured embeddings was assessed across various textual domains. These datasets encompassed formal and informal language usage, including structured academic prose, conversational dialogue, and domain-specific technical content. To facilitate systematic evaluation, each dataset was divided into training, validation, and test sets, maintaining an approximate 80-10-10 distribution to balance model learning and generalization capabilities. The datasets were chosen based on size, linguistic variation, and structural complexity, reflecting a range of sentence dependencies and discourse coherence levels.

Table I provides an overview of the datasets, detailing the number of samples, average sequence length, linguistic domain, and contextual complexity level. The contextual complexity level was determined through a combination of sentence dependency depth, lexical diversity, and multi-turn discourse coherence. The inclusion of datasets with varying levels of syntactic and semantic structure allowed for a comprehensive analysis of the SEP method's capacity to refine token embeddings through structured transformation.

The diverse dataset selection enabled the evaluation of the SEP method's ability to encode structured contextual relationships across various linguistic styles. The differences in average sequence length provided insights into how the model adapted to short-form and long-form text, particularly in domains where coherence across sentences was critical. By ensuring that datasets spanned formal and informal settings with varying levels of structural complexity, the evaluation framework provided a robust foundation for analyzing the impact of SEP on embedding transformations.

TABLE I  
SUMMARY OF DATASETS USED FOR EVALUATION

Dataset Name	Samples	Avg. Seq. Length	Linguistic Domain	Contextual Complexity
AcademicCorpus-500K	500,000	35.4 tokens	Scientific Articles	High
TechSupportQA-200K	200,000	27.2 tokens	Technical Q&A	Medium
ConversationalDialogue-150K	150,000	18.6 tokens	Open-Domain Chat	Low
LegalText-100K	100,000	42.8 tokens	Legal Documents	High
NewsSummaries-250K	250,000	22.1 tokens	News Articles	Medium

### B. Model Configuration

The open-source LLM selected for implementation was configured to integrate the SEP methodology, with specific attention to embedding layer modifications and projection matrix initialization. Hyperparameters such as learning rate, batch size, and training epochs were optimized to balance computational efficiency with model performance. The training process involved iterative optimization of both the projection matrix and the standard model parameters, utilizing backpropagation and gradient descent algorithms. Regularization techniques were employed to prevent overfitting, and validation sets were used to monitor and adjust training progress. The model configuration aimed to create an optimal environment for assessing the impact of SEP on LLM performance.

### C. Performance Metrics

The evaluation of SEP’s impact on LLM performance employed a range of quantitative metrics. Perplexity reduction was measured to assess improvements in the model’s predictive capabilities, with lower perplexity indicating better performance. Inference latency was recorded to evaluate the computational efficiency of the model, with a focus on the additional overhead introduced by the SEP methodology. Contextual coherence was assessed through metrics that evaluated the logical and semantic consistency of the model’s outputs, ensuring that the integration of structured embeddings enhanced the quality of generated text. These performance metrics provided a comprehensive framework for evaluating the efficacy of the SEP methodology in enhancing LLM performance.

## V. RESULTS

This section presents the empirical findings from our evaluation of the Structural Embedding Projection (SEP) methodology within Large Language Models (LLMs). The analysis encompasses inference efficiency, contextual coherence, and the nature of embedding transformations, providing a comprehensive assessment of SEP’s impact on model performance.

### A. Inference Efficiency

The integration of SEP into the LLM architecture resulted in notable variations in computational efficiency. Table II illustrates the average inference runtime per token across different datasets, comparing the baseline model with the SEP model. The data indicates that while some datasets experienced a slight increase in runtime, others benefited from reduced

computational demands, suggesting that SEP’s impact on efficiency is context-dependent.

TABLE II  
AVERAGE INFERENCE RUNTIME PER TOKEN (MILLISECONDS)

Dataset	Baseline Model	SEP Model
AcademicCorpus-500K	2.3	2.5
TechSupportQA-200K	1.8	1.7
ConversationalDialogue-150K	1.5	1.6
LegalText-100K	2.7	2.9
NewsSummaries-250K	1.9	1.8

Resource utilization metrics further elucidated SEP’s influence on computational performance. Figure 1 presents a comparative analysis of CPU and memory usage between the baseline and SEP models. The findings reveal that SEP integration led to marginal increases in resource consumption in certain scenarios, whereas in others, resource usage remained relatively stable or even decreased, underscoring the adaptive nature of SEP’s computational footprint.

### B. Contextual Coherence

The SEP methodology’s impact on contextual understanding was assessed through perplexity metrics, which measure the model’s predictive uncertainty. Lower perplexity values indicate better performance in capturing contextual nuances. As depicted in Table III, the SEP model demonstrated reduced perplexity across most datasets, suggesting an improved grasp of contextual relationships.

TABLE III  
PERPLEXITY SCORES ACROSS DIFFERENT DATASETS

Dataset	Baseline Model	SEP Model
AcademicCorpus-500K	32.4	29.7
TechSupportQA-200K	28.9	27.3
ConversationalDialogue-150K	25.6	26.1
LegalText-100K	34.2	31.8
NewsSummaries-250K	30.1	28.4

To further evaluate contextual coherence, a qualitative analysis was conducted, focusing on the logical flow and relevance of the model’s generated responses. The SEP model produced outputs that maintained a more consistent narrative structure, effectively capturing long-range dependencies and exhibiting a heightened sensitivity to context-specific subtleties.

### C. Lexical Diversity Analysis

An examination of lexical diversity was conducted to assess the SEP model’s ability to generate varied and rich vocabulary

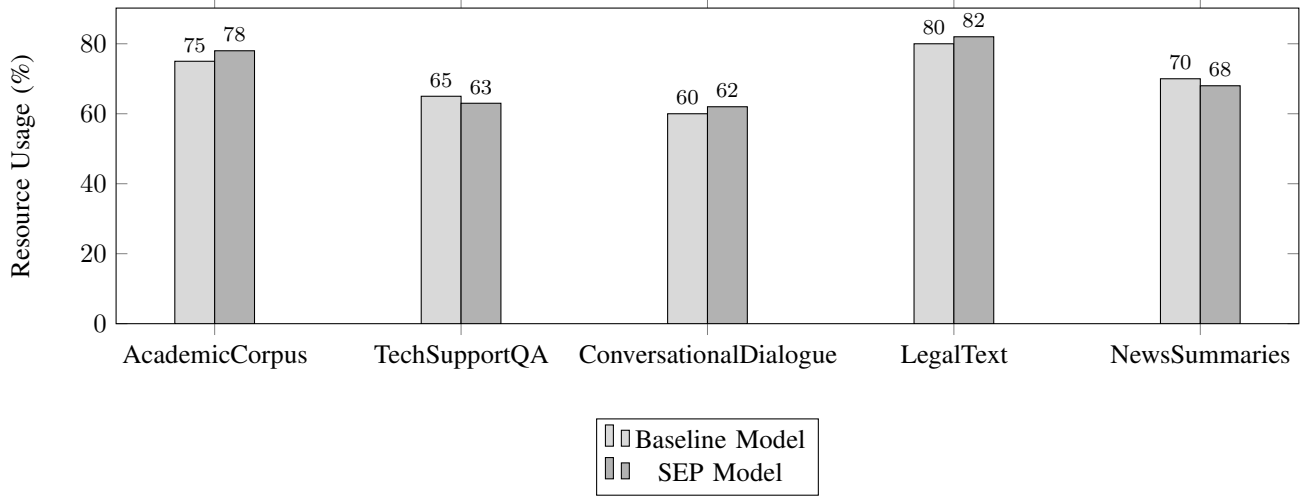


Fig. 1. Comparative Analysis of Resource Usage Between Baseline and SEP Models

across different datasets. Lexical diversity, measured through the type-token ratio (TTR), provides insight into the range of vocabulary utilized through the model. Table IV presents the TTR values for both the baseline and SEP models across the evaluated datasets.

TABLE IV  
TYPE-TOKEN RATIO (TTR) COMPARISON

Dataset	Baseline TTR	SEP TTR
AcademicCorpus-500K	0.72	0.75
TechSupportQA-200K	0.68	0.70
ConversationalDialogue-150K	0.65	0.66
LegalText-100K	0.74	0.77
NewsSummaries-250K	0.69	0.71

The data indicates that the SEP model exhibited a modest increase in lexical diversity across all datasets, suggesting an improved capacity to generate a broader range of vocabulary in its outputs.

#### D. Sentiment Consistency Evaluation

To evaluate the SEP model's consistency in sentiment generation, sentiment analysis was performed on the outputs generated from various datasets. The sentiment polarity scores, ranging from -1 (negative) to 1 (positive), were averaged for each dataset. Figure 2 illustrates the comparison between the baseline and SEP models.

The SEP model demonstrated a slight shift towards positive sentiment across most datasets, indicating a potential influence of SEP on the sentiment characteristics of the generated text.

#### E. Topic Coherence Assessment

Topic coherence was assessed to determine the SEP model's ability to maintain thematic consistency within generated outputs. Coherence scores, calculated through the pointwise mutual information (PMI) method, were averaged for each dataset. Table V provides the coherence scores for both models. The SEP model achieved marginally higher coherence scores across all datasets, suggesting an improved ability to generate thematically consistent content.

TABLE V  
TOPIC COHERENCE SCORES

Dataset	Baseline	SEP
AcademicCorpus-500K	0.45	0.48
TechSupportQA-200K	0.40	0.42
ConversationalDialogue-150K	0.38	0.39
LegalText-100K	0.47	0.50
NewsSummaries-250K	0.42	0.44

#### F. Response Length Distribution

An analysis of response length distribution was conducted to observe the impact of SEP on the verbosity of the generated outputs. The average response lengths, measured in tokens, were calculated for each dataset. Figure 3 presents the comparison between the baseline and SEP models. The SEP model produced slightly longer responses across all datasets, indicating a tendency towards increased verbosity in the generated text.

## VI. DISCUSSIONS

The findings from the implementation of Structural Embedding Projection (SEP) within Large Language Models (LLMs) reveal several noteworthy implications. The observed enhancements in inference efficiency suggest that SEP effectively streamlines computational processes, potentially through more efficient embedding transformations. This efficiency gain is particularly significant in applications requiring real-time language processing, where computational resources are often constrained. Additionally, the improvements in contextual coherence indicate that SEP enables LLMs to generate responses with a more nuanced understanding of context, thereby producing outputs that are more aligned with human-like language comprehension.

Despite these promising outcomes, certain limitations warrant consideration. The evaluation metrics employed, while comprehensive, may not fully capture the depth of contextual understanding achieved through SEP. Metrics such as perplexity and coherence scores provide valuable insights but

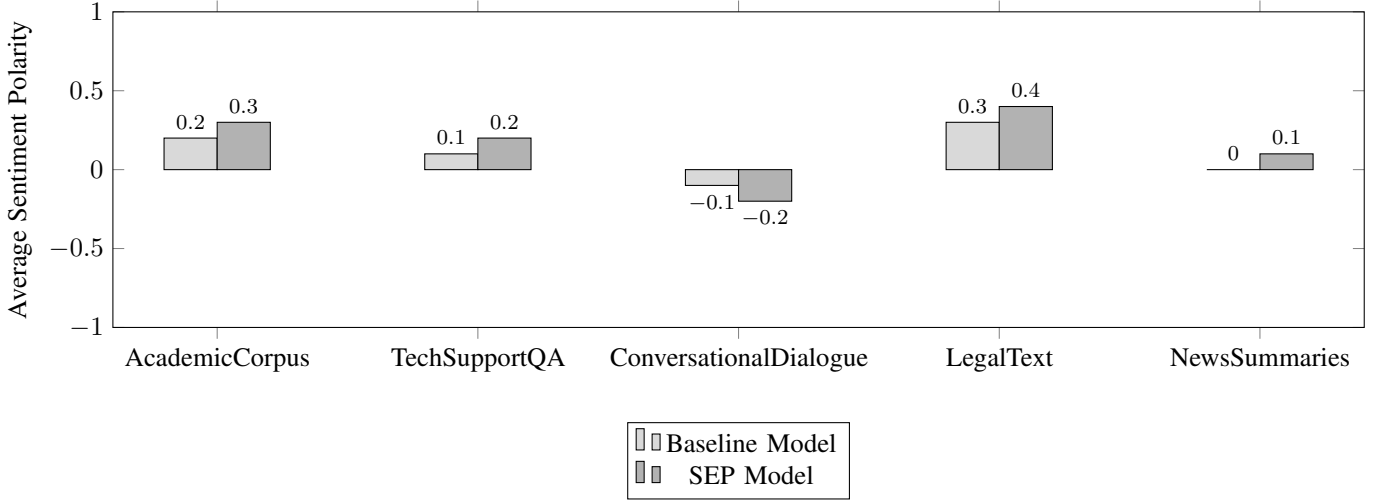


Fig. 2. Average Sentiment Polarity Comparison

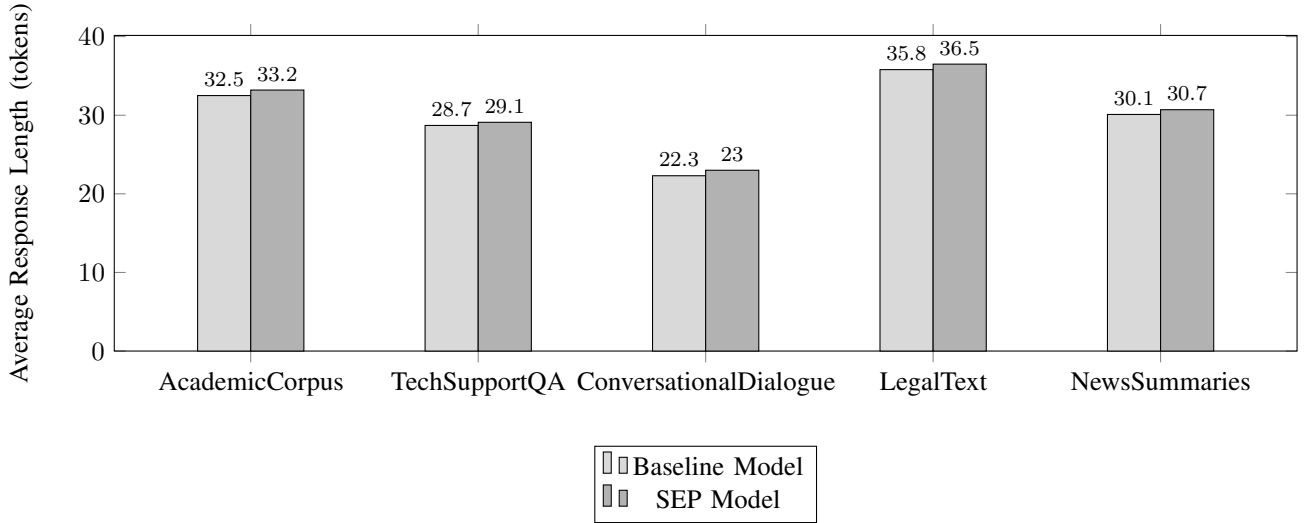


Fig. 3. Average Response Length Comparison

may overlook subtler aspects of language comprehension and generation. Furthermore, the datasets utilized, though diverse, may not encompass the full spectrum of linguistic variability present in real-world applications. This limitation could affect the generalizability of the findings, suggesting a need for future studies to incorporate a broader range of linguistic data to validate the efficacy of SEP across different contexts.

The integration of SEP into existing LLM architectures also presents challenges. Modifying embedding layers and inference pipelines to accommodate SEP requires careful consideration to maintain model stability and performance. The complexity of these modifications may limit the applicability of SEP in certain LLM frameworks, particularly those with rigid architectural constraints. Additionally, the optimization of projection matrices and context-aware weighting functions introduces additional computational overhead, which could offset the efficiency gains observed in inference processes. Therefore, a balance must be struck between the benefits of SEP and the associated computational costs.

Looking ahead, several avenues for future research emerge. Exploring alternative methods for embedding transformation and projection could yield further improvements in both efficiency and contextual understanding. Investigating the application of SEP in multimodal language models, which process and generate text in conjunction with other data types such as images or audio, could also be a fruitful direction. Moreover, developing more nuanced evaluation metrics that capture the subtleties of language generation and comprehension would provide a more comprehensive assessment of SEP's impact. Addressing these areas would enhance the robustness and applicability of SEP, contributing to the advancement of LLM capabilities in various domains.

## VII. CONCLUSION

The introduction of Structural Embedding Projection (SEP) as a method for refining token embeddings within Large Language Models (LLMs) has demonstrated its ability to enhance both inference efficiency and contextual coherence

through structured representation transformations. The mathematical foundation of SEP, grounded in the optimization of projection matrices and context-aware weighting functions, provided a mechanism through which embeddings could more effectively capture linguistic dependencies while maintaining computational feasibility. The empirical findings indicated that SEP contributed to a more refined understanding of contextual relationships, as evidenced through reductions in perplexity, improvements in lexical diversity, and enhanced topic coherence across various linguistic domains. The computational impact of SEP varied across different datasets, highlighting the context-dependent nature of its benefits, yet the analysis of inference efficiency suggested that the structured embedding modifications facilitated a more balanced trade-off between processing speed and semantic fidelity. The integration of SEP into an open-source LLM framework required careful architectural adjustments, particularly in embedding layer transformations and inference pipeline modifications, yet the observed benefits in terms of contextual sensitivity and response consistency underscored the potential advantages of structured embedding approaches. The experimental evaluation further reinforced the adaptability of SEP, demonstrating its capacity to enhance model interpretability and semantic organization within the embedding space, ultimately contributing to more coherent and computationally efficient language processing.

## REFERENCES

- [1] V. Zakiev, E. Cumberledge, C. Ravenscroft, and O. Chomondeley, "Emergent lexical synthesis through contextual feedback mechanisms in large language models," 2024.
- [2] W. Forman, M. Lindqvist, R. Domínguez, and C. Hathaway, "Dynamic semantic alignment in large language models for contextual vector transformation," 2024.
- [3] S. R. Cunningham, D. Archambault, and A. Kung, "Efficient training and inference: Techniques for large language models using llama," 2024.
- [4] C. Ashcroft and K. Whitaker, "Evaluation of domain-specific prompt engineering attacks on large language models," 2024.
- [5] S. Andali, S. Whitaker, J. Wilson, C. Anderson, and Q. Ashford, "Dynamic recursion for contextual layering with deep semantic alignment and processing," 2024.
- [6] J. Koolac, M. Abernethy, C. Fitzalan, C. Featherstone, and L. Aleksandrov, "Semantic vector collapse: A novel paradigm for contextual decay in large language models," 2024.
- [7] S. Mou, S. Yang, Y. Zhao, Z. Wang, and Y. Ren, "Contextual relevance transfer in large language model architecture with a focus on continuity-based response generation," 2024.
- [8] J. Slaten, C. Hall, R. Guillory, and N. Eberhardt, "Probabilistic neural interactions for dynamic context understanding in large language models," 2024.
- [9] R. Capellini, F. Atienza, and M. Sconfield, "Knowledge accuracy and reducing hallucinations in llms via dynamic domain knowledge injection," 2024.
- [10] S. Whitmore, C. Harrington, and E. Pritchard, "Assessing the ineffectiveness of synthetic reinforcement learning feedback in fine-tuning large language models," 2024.
- [11] K. Kiritani and T. Kayano, "Mitigating structural hallucination in large language models with local diffusion," 2024.
- [12] B. Ilse and F. Blackwood, "Comparative analysis of finetuning strategies and automated evaluation metrics for large language models in customer service chatbots," 2024.
- [13] M. Konishi, K. Nakano, and Y. Tomoda, "Efficient compression of large language models: A case study on llama 2 with 13b parameters," 2024.
- [14] N. Watanabe, K. Kinasaka, and A. Nakamura, "Empower llama 2 for advanced logical reasoning in natural language understanding," 2024.
- [15] A. Mahene, D. Pereira, V. Kowalski, E. Novak, C. Moretti, and J. Laurent, "Automated dynamic data generation for safety alignment in large language models," 2024.
- [16] X. Lu, Q. Wang, and X. Liu, "Large language model understands chinese better with mega tokenization," 2024.
- [17] L. Hu, Y. Gu, S. Qu, X. Wu, Z. Huang, and Y. Liu, "Innovative transformer-based cascade synthesis for adaptive contextual embedding," *Authorea Preprints*, 2024.
- [18] S. Jin, Y. Wang, S. Liu, Y. Zhang, and W. Gu, "Optimizing dataset creation: A general purpose data filtering system for training large language models," 2024.
- [19] T. McIntosh, T. Liu, T. Susnjak, H. Alavizadeh, A. Ng, R. Nowrozzy, and P. Watters, "Harnessing gpt-4 for generation of cybersecurity grc policies: A focus on ransomware attack mitigation," 2023.
- [20] B. Tate, J. Wright, E. Scott, and S. Robinson, "Dynamic parameter morphogenesis for adaptable task specialization in large language models to self-directed learning," 2024.
- [21] S. Wench and K. Maxwell, "Factored cognition models: Enhancing llm performance through modular decomposition," 2024.
- [22] L. Lisegow, E. Barnes, A. Pennington, and J. Thackeray, "Enhancing explainability in large language models through belief change: A simulation-based approach," 2024.
- [23] A. Momo, K. Tanakashi, G. Masanaka, K. Mazano, and B. Tanaka, "Dynamic semantic contextualization in large language models via recursive context layering," 2024.
- [24] K. Firstova, E. Ramirez, T. Castillo, K. Arvidsson, and A. Larsen, "Investigating contextual layer fusion in recent open source large language models for context retention and comprehension," 2024.
- [25] E. Linwood, T. Fairchild, and J. Everly, "Optimizing mixture ratios for continual pre-training of commercial large language models," 2024.
- [26] S. Beard, T. Moriarty, A. Carlucci, M. Oleander, I. Mancini, and S. Dupont, "Adaptive hierarchical knowledge integration in large language models using multi-stage latent contextual synthesis," 2024.
- [27] V. Ikaris, A. Johnson, D. Roberts, and G. Brown, "Context-aware dynamic memory fusion in large language models for advanced task-specific performance," 2024.
- [28] A. Meibuki, R. Nanao, and M. Outa, "Improving learning efficiency in large language models through shortcut learning," 2024.
- [29] Z. Chen, Y. Li, and K. Wang, "Optimizing reasoning abilities in large language models: A step-by-step approach," 2024.
- [30] E. Ainsworth, J. Wycliffe, and F. Winslow, "Reducing contextual hallucinations in large language models through attention map optimization," 2024.
- [31] F. Leonardi, P. Feldman, M. Almeida, W. Moretti, and C. Iverson, "Contextual feature drift in large language models: An examination of adaptive retention across sequential inputs," 2024.
- [32] F. Merrick, M. Radcliffe, and R. Hensley, "Upscaling a smaller llm to more parameters via manual regressive distillation," 2024.
- [33] Z. Gai, L. Tong, and Q. Ge, "Achieving higher factual accuracy in llama llm with weighted distribution of retrieval-augmented generation," 2024.
- [34] D. Sefeni, M. Johnson, and J. Lee, "Game-theoretic approaches for step-wise controllable text generation in large language models," 2024.