

From non-equilibrium Green's functions to Lattice Wigner: A toy model for quantum nanofluidics simulations

S. Succi,^{1,2} M. Lauricella,² and A. Tiribocchi^{2,3}

¹*Center for Life Nano Science@La Sapienza, Istituto Italiano di Tecnologia, 00161 Rome, Italy*

²*Istituto per le Applicazioni del Calcolo CNR, via dei Taurini 19, 00185 Rome, Italy*

³*INFN "Tor Vergata" Via della Ricerca Scientifica 1, 00133 Rome, Italy*

Recent experiments of fluid transport in nano-channels have shown evidence of a coupling between charge-fluctuations in polar fluids and electronic excitations in graphene solids, which may lead to a significant reduction of friction a phenomenon dubbed "negative quantum friction". In this paper, we present a semi-classical mesoscale Boltzmann-Wigner lattice kinetic model of quantum-nanoscale transport and perform a numerical study of the effects of the quantum interactions on the evolution of a one-dimensional nano-fluid subject to a periodic external potential. It is shown that the effects of quantum fluctuations become visible once the quantum length scale (Fermi wavelength) of the quasiparticles becomes comparable to the lengthscale of the external potential. Under such conditions, quantum fluctuations are mostly felt on the odd kinetic moments, while the even ones remain nearly unaffected because they are "protected" by thermal fluctuations. It is hoped that the present Boltzmann-Wigner lattice model and extensions thereof may offer a useful tool for the computer simulation of quantum-nanofluidic transport phenomena at scales of engineering relevance.

I. INTRODUCTION

In the last three decades the Lattice Boltzmann (LB) method has offered a powerful bridge between the atomistic and macroscopic description of flowing matter, with a broad spectrum of applications across many regimes and scales of motion [1, 2]. Although the LB formalism extends to the quantum [3] and relativistic [4] realms, its overwhelming body of application is focussed on classical physics, most notably complex fluids and soft matter [5].

However, the relentless progress of nanotechnology is exposing a growing set of problems whereby quantum phenomena need to be explicitly accounted for, a paradigmatic example being the water flow in carbon nanotubes [6–10]. Recently, it has been surmised that quantum interfacial effects in dipolar fluids [11, 12] and ionic fluids [13] may contribute a sizeable reduction of the drag experienced by water molecules in the proximity of graphene confining walls, a phenomenon called negative quantum friction which could be crucial for the design of surfaces with low hydrodynamic friction. Such quantum interfacial effects should in principle be treated by ab-initio quantum statistical mechanics methods, such as the non-equilibrium Green's function (NEGF) techniques. However, due to its steep computational cost, NEGF is usually replaced by quantum extensions of molecular dynamics [14]. Even so, reaching to spatial and especially temporal scales of experimental relevance remains a major challenge. There is therefore scope for further coarse-graining, a task at which LB methods have proved very efficient, especially for soft flowing matter applications.

In this paper, we develop a mathematical framework taking from NEGF to LB, and most notably to high-order LB schemes [15–18] capable of capturing the interplay between classical and quantum non-equilibrium fluctuations, which lies at the heart of quantum nanofluidic transport, including negative quantum friction

effects. The main advantage of a numerical approach based on the LB method lies in its capability of reaching space-time scales up two-three times larger than the ones of typical (quantum) molecular dynamics simulations [19], thus easing the disclosure of new physics emerging at the mesoscale. More specifically, a high order one-dimensional LB method with third order quantum forcing terms is used to model the evolution of a nano-fluid in the presence of an external periodic potential. Our results suggest that, if the length scale of the quantum force is comparable with that of the external potential, quantum fluctuations are found to disturb odd moments (i.e. current and energy flux) of the distribution functions, whereas such moments are screened from quantum effects if the length scale of the potential is larger. On the contrary, even moments are generally shielded by thermal fluctuations, which prevail over quantum ones.

The paper is organized as follows. In section II we shortly recap the NEGF formalism and its link to the Wigner equation. Sections III and IV are dedicated to discussing the derivation of a high order LB method from the Wigner equation, while section V highlights the application of the method to the realistic case of a hydrodynamic current drive [11, 12]. Finally, in section VI we describe the implementation of the one-dimensional LB model with quantum forces and in section VII we present the numerical results, where we study the effect of such forces on the evolution of the power moments of the distribution functions subject to a periodic potential. The main findings and conclusions are summarized in the final section.

II. THE NON-EQUILIBRIUM GREEN'S FUNCTION

Following Refs. [20, 21], we start from a quantum many-body system described by the quantum wavefunc-

tion operator $\Psi(x, t)$. The NEGF formalism is based on the Green's function associated with the particle generation and destruction operators $\hat{\Psi}$ and $\hat{\Psi}^+$

$$G(1, 2) = \langle \hat{\Psi}(1)\hat{\Psi}^+(2) \rangle, \quad (1)$$

where 1 and 2 denote two distinct positions in four-dimensional spacetime (\mathbf{x}, t) and brackets denote ensemble averaging over a set of quantum configurations.

By setting $\mathbf{x} = (\mathbf{x}_1 + \mathbf{x}_2)/2$, $\mathbf{r} = \mathbf{x}_1 - \mathbf{x}_2$, $t = (t_1 + t_2)/2$ and $s = t_1 - t_2$ and taking the Fourier-transform, we obtain the associated Wigner function describing the distribution of *quasiparticles* in eight-dimensional phase-spacetime $(\mathbf{x}, \mathbf{p}, t, E)$ [22]

$$W(\mathbf{x}, t; \mathbf{p}, E) = \int e^{-i(\mathbf{p}\cdot\mathbf{r}-Es)/\hbar} G(\mathbf{x}, \mathbf{r}; t, s) d\mathbf{r} ds. \quad (2)$$

By assuming weak interactions, which means that the quasi-particles obey the one-valued dispersion relation $E = E(\mathbf{p})$, and integrating upon the energy variable, the Wigner equation read as follows

$$\partial_t W + \mathbf{v} \cdot \nabla_x W + \Theta(\mathbf{F} \cdot \nabla_p W) = C, \quad (3)$$

where $\mathbf{v} = \mathbf{p}/m$ (being m the mass of the quasiparticle and \mathbf{p} its momentum) and C is a collision term resulting from the scattering processes between the quasiparticles. In the above Θ denotes a non-local functional in energy-momentum space resulting from quantum interference effects. In explicit form

$$\Theta = \sum_{k \in N_{odd}} \left(\frac{\hbar}{2i} \right)^{|k|-1} \frac{1}{k!} F_k \partial_p^k, \quad (4)$$

where $F_k = -\partial_x^k U$ [23], U being the one-body effective potential. The Wigner function bears a close resemblance to a classical probability distribution function, in that its kinetic moments can be associated to the quasiparticle density and current, in close analogy with classical hydrodynamics. This property is key to establish a consistent bridge with the Boltzmann equation. However, its quantum nature is reflected by the fact that W is a pseudo-probability distribution which can take both signs as a result of quantum interference [22].

Mathematically, this is due to the higher order derivatives in momentum space, which probe higher order spatial derivatives of the potential. Since these derivatives in the streaming term scale like odd powers of the quantum Knudsen number

$$q = \lambda_F / \delta, \quad (5)$$

quantum interference effects are responsible for the non-positivity of the Wigner function. Eq.(5) is the analogue of the Knudsen number $Kn = \lambda/\delta$, where the molecular mean free path λ is replaced by the Fermi wavelength $\lambda_F = \frac{\hbar}{mv_F}$ (being \hbar the reduced Planck constant and v_F the Fermi speed) and δ is the typical lengthscale. Note

that for quadratic potentials, the Wigner function recovers positive-definiteness (because the quantum force is identically zero) and becomes fully classical, hence quantum effects are exposed by third order spatial derivatives onward.

III. FROM NEGF TO BOLTZMANN AND HIGH-ORDER LATTICE BOLTZMANN

For the homogeneous case, close to equilibrium, the dependence on \mathbf{x} and t of the Wigner function drops out. However, since we shall be dealing with quantum non-equilibrium transport phenomena, such an assumption is not justified. A Boltzmann-like equation can be derived under two major assumptions. First, the heterogeneity must be weak at the quantum scale, which is determined by the Fermi wavelength λ_F . Formally

$$q \ll 1, \quad (6)$$

which means that at the transport scale (set by δ), the quantum excitations (quasiparticles) are localized, hence they can be treated as quasi classical particles.

The second assumption is that quantum excitations should be weakly interacting, meaning that their self-energy must be small as compared to classical kinetic energy $k_B T$ (where k_B is the Boltzmann constant and T is the temperature). Formally,

$$Fr = \frac{F\delta}{k_B T} \ll 1, \quad (7)$$

where Fr is the Froude number and $F = -\nabla U$. The weak-interaction regime $Fr \ll 1$ permits to associate a single-valued dispersion relation to the quantum excitations, i.e. $\omega = \omega(k)$ and $\gamma = \gamma(k)$, where $k = p/\hbar$ is the wavenumber and ω and γ are the real and imaginary part of the complex wave-frequency. The former controls phase changes (propagation) and the latter amplitude changes (decay/stability). Under such condition the Wigner distribution can be expressed in the so called in-shell representation

$$W(\mathbf{x}, \mathbf{p}, t, E) = f(\mathbf{x}, \mathbf{p}, t) \delta[E - E(\mathbf{p})], \quad (8)$$

so that the energy-dependence can be integrated out to yield a Boltzmann equation in six-dimensional phase-space plus time

$$\partial_t f + \mathbf{v} \cdot \nabla_x f + \mathbf{F} \cdot \nabla_p f = C(f, f), \quad (9)$$

where $C(f, f)$ is a semiclassical collision operator. In the sequel it proves expedient to replace C with the corresponding single-relaxation time expression [24]

$$C = \frac{f - f^{eq}}{\tau}, \quad (10)$$

where f^{eq} is a Bose-Einstein or Fermi-Dirac local equilibrium for bosons and fermions and τ is the relaxation time.

With the Boltzmann equation at hand, the route to LB follows the standard protocol, with the important proviso that high-order lattices (HOL) are no luxury, but play a vital role instead. To this purpose let us remind that in the theory of classical LB, HOL are usually employed to go beyond the hydrodynamic regime and describe strong non-equilibrium effects associated with non-negligible Knudsen numbers, i.e. $Kn \gg 1$.

For quantum nanofluidics, there are two additional motivations: first, quantum local equilibria demand energy conservation, hence they need to be formulated on lattices extending beyond the first Brillouin region [25]. Second, as discussed earlier on, in the presence of quantum interference, higher order derivatives in momentum space need to be accounted for, which again commends the resort to HOL.

IV. QUANTUM INTERFERENCE AND HIGH-ORDER LB

The former aspect is discussed in full detail in [25], hence in the following we focus on the latter. Let us consider, for example, the third order term in one spatial dimension for simplicity, i.e. $F_3(x)\partial_p^3 f$ where $p = p_x$. With reference to a generic microscopic property $\phi(p)$, the change per unit time of the macroscopic moment $\Phi_3(x) = \int \phi(p)f(x,p)dp$ due to the third order force is given by

$$\dot{\Phi}_3(x) = F_3(x) \int \phi(p)\partial_p^3 f(x,p)dp.$$

On the assumption that all boundary contributions vanish at infinity in momentum spaces, repeated integration by parts delivers

$$\dot{\Phi}_3(x) = F_3(x) \int f(x,p)\partial_p^3 \phi(p)dp, \quad (11)$$

which gives zero for moments below third order. However, microscopic quantities of order three (i.e. the skewness) couple to the zero-th order moment, which is the fluid density. If, for instance, $\phi(p) = p^3/6$, we obtain $\dot{\Phi}_3(x) = F_3(x)n(x)$; likewise, $\phi(p) = p^4/24$ contributes $\dot{\Phi}_3(x) = F_3(x)J$ and so on. This shows a long-range coupling in momentum space as a result of quantum interference, whence the need of high-order lattices. A detailed list of 2D lattices (whose implementation is challenging but conceptually straightforward) with up to sixteenth order isotropy can be found in [26].

Indeed, previous numerical simulations have shown that the use of HOL leads to more accurate results in the case of anharmonic (fourth-order) potentials, confirming that kinetic moments of order above three do couple to the hydrodynamic sector [27, 28]. This is because third order derivatives in momentum space, as applied to an Hermite mode of order n , excites modes of order $n+3$ in the Hermite ladder.

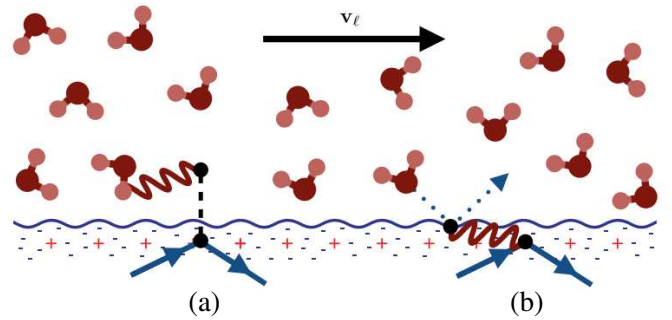


Figure 1. Two different mechanisms driving the electronic current: (a) water molecules subject to charged fluctuations (hydrons, red wavy line) transferring momentum to the electrons (black dots) in the solid through Coulomb interaction; (b) phonons (wavy line), excited by water molecules collisions, drive electrons in the solid. The figure is adapted from Ref.[12].

V. PROSPECTIVE APPLICATION TO HYDRONIC CURRENT DRIVE

In this section we discuss the relevant regimes for hydronic current drive nanodevices [29]. To convey a concrete idea of a typical application scenario, let us consider a fluid of water molecules flowing in a nano-channel, say a carbon nanotube, confined by carbon walls, either graphite or graphene [11, 12].

Water is driven by an external pressure gradient and dissipates energy and momentum on the solid walls. However, at variance with the classical picture, whereby such dissipation is due to classical interaction of the water molecules with solid molecules at the wall, new interfacial interactions need to be considered. In particular, the nanoscale fluctuations of the water molecules give rise to corresponding nanoscale fluctuations of the molecular charge (dubbed *hydrons*), which couple to electronic degrees of freedom in the solid wall via screened Coulomb interactions. At the same time, classical mechanical collisions of the water molecules with the solid walls generate phonon excitations in the solid. Due to phonon-electron scattering, these two mechanisms induce a net motion of both excitations, namely a "phonon wind" and an "electron wind", which are ultimately stabilized by momentum and energy dissipation on the solid crystal, thus closing the energy balance.

Ab-initio analysis based on the quantum non-equilibrium Keldysh formalism predicts that the interaction between water and hydrons in the liquid, and electrons and phonons in the solid, leads to a broad variety of energy exchange patterns between the flowing water and the electron-phonon "fluids" in the solid, including the possibility that the electrons may return energy and momentum back to the liquid, thereby leading to a reduction of the friction experienced by water, a mechanism dubbed "negative quantum friction" [11, 12].

Such quantum effects can be estimated in terms of the

quantum Knudsen number q (defined in Eq.5), where the spatial scale of the hydrodynamic fields δ is assumed comparable to the lengthscale of the interaction potential. The quantum Knudsen number controls the strength of the quantum force versus the classical one, namely

$$\frac{F_3 \partial_p^3 f}{F_1 \partial_p f} \sim q^2, \quad (12)$$

where we have taken $\partial_x \sim \delta^{-1}$ and $\partial_p \sim 1/(mv_F)$. Another useful dimensionless group is the "quantumness", hereby defined as the ratio of the Fermi wavelength to a characteristic mean free path

$$\mathcal{Q} \equiv \lambda_F / \lambda. \quad (13)$$

By definition, the q and \mathcal{Q} are related via the classical mean free path as $q = \mathcal{Q}Kn$. This shows that the condition $\mathcal{Q} > 1$ indicates that we are dealing with quantum fluids. To be noted at variance with q , which is flow-dependent, that the quantumness is inherently a fluid property. It also displays an upper bound dictated by the celebrated AdS-CFT minimum viscosity bound [30, 31], which states that any fluid should fulfill the following inequality

$$\frac{\eta}{s} \geq \frac{1}{4\pi} \frac{\hbar}{k_B}, \quad (14)$$

where η is the dynamic viscosity of the fluid and s is the entropy density. The above inequality is nearly saturated by strongly interacting fluids, such as quark-gluon plasmas, whereas ordinary fluids lie about two or more orders of magnitude above. By recasting Eq.(14) in terms of the "quantumness", we readily obtain $\mathcal{Q} \leq 4\pi$, where we have taken the entropy per particle of order unity.

Next we consider typical values for a quantumnanofluidic application, with reference to a nanotube of diameter $D = 10$ nm and length $L = 100$ nm, with solid wall thickness $a = 1$ nm. The electron Fermi wavelength is $\lambda_F = \hbar / \sqrt{mE_F} \sim 2.5$ nm, where we have taken $m = m_e/10$ for the effective electron mass in graphene and $E_F \simeq 100$ meV [11]. Assuming longitudinal propagation of the electrons and a transport scale $\delta \sim 10$ nm, we have $q \sim 0.25$. This shows that the electron mean free path is comparable with the Fermi wavelength, hence the electronic excitations can be treated semi-classically. We note that in our case, the value of the quantumness $\mathcal{Q} \sim 1$ points indeed to a strongly interacting fluid, but still consistent with the AdS-CFT bound.

VI. THE D1Q5 MODEL WITH QUANTUM FORCES

Here we describe a one-dimensional lattice Boltzmann method to study dynamics of the first five moments of the Wigner distribution function. We consider a D1Q5 lattice consisting of five discrete speeds $c_{i_x} = c_i$, where

$c_i = \frac{\Delta x}{\Delta t}$ (with $i = 0, 1, 2, 3, 4$), Δx is the lattice step and Δt is the time step, and modulus $c_0 = 0$, $c_1 = +1$, $c_2 = -1$, $c_3 = +2$, $c_4 = -2$ (see Fig.2). A set of distri-

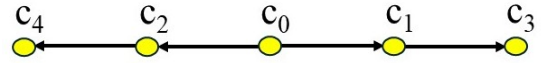


Figure 2. D1Q5 lattice Boltzmann scheme. Black arrows indicate lattice speeds c_i where $i = 0, 1, 2, 3, 4$.

bution functions $f_i(x, t)$, defined on each site x and time t , evolves following a discrete Boltzmann equation [1]

$$f_i(x + c_i \Delta t, t + \Delta t) = (1 - \omega) f_i(x, t) + \omega f_i^{eq}(x, t) + S_i(x, t), \quad (15)$$

where ω is a frequency tuning the relaxation towards the equilibrium and controlling the fluid viscosity $\nu = (1/\omega - 1/2)c_s^2 \Delta t$ (with c_s lattice sound speed and $c_s^2 = 1$), f_i^{eq} are the local equilibrium populations and S_i are the source terms [1]. Following common practice in LB theory [1, 32], the former are computed as a second-order Taylor expansion in the fluid velocity u (with $u = u_x$) at low Mach number

$$f_i^{eq} = w_i \rho \left[1 + \frac{uc}{c_s^2} + \frac{u^2(c_i c_i - c_s^2)}{2c_s^4} \right], \quad (16)$$

where ρ is the fluid density and w_i is a set of weights with values $w_0 = \frac{6}{12}$, $w_1 = w_2 = \frac{2}{12}$ and $w_3 = w_4 = \frac{1}{12}$. Also, the fluid density ρ and the fluid momentum ρu can be computed from the moments of the distributions f_i as $\rho = \sum_i f_i$ and $\rho u = \sum_i f_i c_i$.

Note that the actual populations f_i can be written in terms of the kinetic moments M_i as follows

$$f_i(x, t) = w_i \sum_{k=0}^4 M_k(x, t) V_i^k, \quad (17)$$

where V_i^k is a set of orthogonal eigenvectors

$$V_i^0 = 1_i = [1, 1, 1, 1, 1], \quad (18)$$

$$V_i^1 = c_i = [0, 1, -1, 2, -2], \quad (19)$$

$$V_i^2 = c_i^2 - c_s^2 = [-1, 0, 0, 3, 3], \quad (20)$$

$$V_i^3 = c_i^3 - 3c_i c_s^2 = [0, -2, 2, 2, -2], \quad (21)$$

$$V_i^4 = c_i^4 - 4c_i^2 c_s^2 + c_s^4 = [1, -2, -2, 1, 1]. \quad (22)$$

The kinetic moments are thus given by

$$M_k(x, t) = \sum_{i=0}^4 f_i(x, t) V_i^k, \quad (23)$$

which are used to systematically derive the equations of motion and the forcing terms.

A. Equations of motion

By multiplying Eq.(15) by $1, c_i, c_i^2, c_i^3, c_i^4$ and summing up, the equations of motion take the following form

$$\partial_t M_0 + \partial_x M_1 = 0, \quad (24)$$

$$\partial_t M_1 + \partial_x M_2 = S_1^{cl}, \quad (25)$$

$$\partial_t M_2 + \partial_x M_3 = -\omega(M_2 - M_2^{eq}) + S_2^{cl}, \quad (26)$$

$$\partial_t M_3 + \partial_x M_4 = -\omega(M_3 - M_3^{eq}) + S_3^{cl} + S_3^q, \quad (27)$$

$$\partial_t M_4 + \partial_x M_5 = -\omega(M_4 - M_4^{eq}) + S_4^{cl} + S_4^q, \quad (28)$$

where $S_i^{cl,q}$ are the classical and quantum forces, whose computation is presented in the next subsection.

Rather than studying the physics of the kinetic moments M_k , we prefer monitoring the effect of the quantum force on the power moments P_k , which are given by

$$P_k = \sum_{i=0}^4 f_i c_i^k, \quad k = 0, 1, 2, 3, 4. \quad (29)$$

Indeed, besides carrying a direct physical interpretation, these moments allow for an easier analysis of the origin of the quantum effects which are expected to play a role in the absence of thermal fluctuations. In this respect, one can easily prove that $P_0 = \rho$, $P_1 = \rho(u + \theta_1)$, $P_2 = \rho(u^2 + \theta_2)$, $P_3 = \rho(u^3 + u\theta_2 + \theta_3)$ and $P_4 = \rho(u^4 + 6u^2\theta_2 + \theta_4)$, where $\rho\theta_p = \sum_{i=1}^4 f_i (c_i - u)^p$, being θ_p the correlator.

Note that the odd correlators θ_1 and θ_3 vanish at equilibrium, while the even correlators do not, since they carry the contribution of thermal fluctuations, namely $\theta_2^{eq} = c_s^2$ is the square of the thermal speed and $\theta_4^{eq} = 3c_s^4$ is the flatness of the equilibrium distribution. These values corresponds to the central moments a Gaussian profile, where θ_3^{eq} is the skewness and θ_4^{eq} is the kurtosis. At equilibrium one has $P_1^{eq} = \rho u$, $P_2^{eq} = \rho(u^2 + c_s^2)$ and $P_3^{eq} = \rho u(u^2 + c_s^2)$, corresponding to the fluid current, the energy density and the energy flux density, respectively. The non-equilibrium components of the correlators are associated with non-equilibrium fluctuations driven by heterogeneity and they are responsible for irreversible transport phenomena.

B. Forcing terms

Next we consider the effect of the forcing terms. For classical forces we have

$$S^{cl}(x, p, t) = -F_1(x)\partial_p f, \quad (30)$$

where $F_1(x) = -\partial_x U(x)$ and $U(x)$ is the external potential, while the associated moments are

$$S_k^{cl}(x, t) = F_1(x) \int H_k(p)\partial_p f dp = -F_1(x) \int f \partial_p H_k(p) dp, \quad (31)$$

where $H_k(p)$ is an Hermite basis in continuum velocity space. Simple integration by parts delivers $S_0^{cl} = 0$, $S_1^{cl} = \rho F_1$, $S_2^{cl} = 2JF_1$, $S_3^{cl} = 3JuF_1$, $S_4^{cl} = 4Ju^2F_1$, where $J = \rho u$. The contributions to the discrete distributions can be cast in the same form as the discrete distributions themselves, namely

$$S_i(x, t) = w_i \sum_{k=0}^4 S_k(x, t) V_i^k, \quad (32)$$

which are the source terms associated with the classical force. The same procedure applied to the quantum force

$$S^q(x, p, t) = -F_3(x)\partial_p^3 f dp \quad (33)$$

delivers $S_0^q = 0$, $S_1^q = 0$, $S_2^q = 0$, $S_3^q = 6\rho F_3$, $S_4^q = 24JF_3$, where $F_3(x) = -\partial_x^3 U$. Note that the quantum force does not act directly upon the first three moments, namely density, current and energy, although it can affect them through the gradients of the moments of order three and four. Also, since $F_3(x)$ stems from a third order derivative in space of the external potential, the quantum force is most effective on the short scales. For a potential lengthscale δ , the ratio of the quantum force to the classical one scales exactly like q^2 .

VII. NUMERICAL RESULTS

A. Constant force

As a benchmark test, we consider a one-dimensional fluid subject to a constant force due, for example, to an external electric field \mathbf{E} , and in the presence of a friction force $-\gamma\mathbf{u}$, where γ is the friction coefficient. This is a basic test to verify the Ohm's law, where an electric current I (induced by the electric field) attains, at the steady state, a constant value depending on γ (which would play the role of an electric resistance). Note that, since we deal with a 1d fluid, the inclusion of such a friction force is crucial for a correct modeling of dissipative effects, which are not fully captured by the sole shear viscosity.

In a one dimensional channel, the current I coincides with its density J (i.e. the first kinetic moment M_1) which, by definition, is equal to ρu . At the steady state, the balance between friction and electric force leads to $u = \frac{qE}{m\gamma}$ (being q the charge of the particle and m the mass), finally yielding $I \propto \gamma^{-1}$. This is basically the behavior shown in Fig.3, where we plot the steady state values of I versus the magnitude of the electric field E . As expected, the values of I diminish for increasing γ , whose values can be computed as the inverse of the slope of each curve.

Note that quantum fluctuations would be absent in this system, since they are expected to emerge when higher order derivatives of the potential survive. In the next section we consider precisely this scenario.

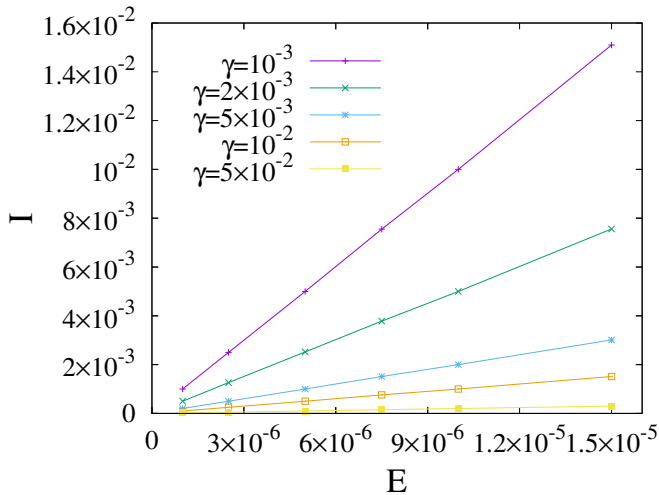


Figure 3. This plot shows the behavior of the steady state current I induced by a constant electric field E . For increasing values of γ the slope decreases, accurately following the equation $I = \frac{\rho q E}{\gamma}$. In our simulations q is set to one. The values of γ can be computed, from a linear fit, as the inverse of the slope.

B. Periodic potential

To inspect the effect of the quantum fluctuations, we study the relaxation of a one-dimensional fluid which, in addition to the forces previously considered, is also subject to a periodic one, stemming from an external periodic potential.

The latter one has the following form

$$U(x) = -U_0 \cos(k_n x), \quad (34)$$

where $k_n = \frac{\pi}{L} n_w$ and n_w is the wavenumber. This leads to $F_1(x) = U_0 k_n \sin(k_n x)$ and $F_3(x) = -U_0 k_n^3 \sin(k_n x)$. This choice ensures the existence of high order derivatives necessary to model quantum fluctuations, while the presence of a constant force plus a frictional one guarantee a nonzero steady state current and the inclusion of dissipative effects, respectively. The simulations are initialized with an inhomogeneous density distribution following a Gaussian profile and run for approximately 10^4 time steps. If not stated otherwise, we study this system for two values of n_w , i.e. $n_w = 8$ (low frequency regime) and $n_w = 32$ (high frequency regime), two values of ω , i.e. $\omega = 0.5$ and $\omega = 1$, $E = 10^{-6}$, $\gamma = 10^{-3}$, $U_0 = 10^{-3}$ and $L_x = 128$ in the absence and presence of the quantum force F_3 . Also, the lattice spacings are set to $\Delta x = 1$ and $\Delta t = 1$ which would approximately correspond to 1 nm and 1 ps in real units. This leads to a channel length of roughly 128 nm and an experiment lasting for ~ 10 ns. If we take $\lambda_F \sim 5\Delta x$ and $\delta \sim L/n_w$, we have $q \sim 0.3$ for $n_w = 8$ and $q \sim 1.25$ for $n_w = 32$, thus quantum effects are expected to become visible at high wavenumbers.

C. Low wavenumber regime

In Fig.4 we show the time evolution of the five power moments P_k of classical and quantum distributions for $n_w = 8$ and $\omega = 1$ (setting the numerical viscosity to $\nu = 0.5$), where the initial Gaussian profile of the density is centered at $L/2$ with a standard deviation $\sigma = 4$. Classical profiles are obtained by setting $F_3 = 0$, while quantum ones include F_3 . At $t = 0$, all moments except P_0 are zero. Our results show that the first three moments, P_0 , P_1 and P_2 , are not affected by quantum forces to any appreciable extent, not even through gradients of higher order moments. Both classical and quantum distributions of P_0 and P_2 gradually relax towards an almost flat profile with values slightly larger than 1 (Fig.4a,c), while P_1 displays a wave-like symmetric profile (Fig.4,b). The first moment P_1 is positive for $x < L/2$ and negative elsewhere, with fixed zeroes at the boundaries and at $L/2$ (i.e. where density gradients are constant), while maximum and minimum (corresponding to the inflection points of the density profile) gradually shift towards lower values, until the current vanishes everywhere.

Quantum effects are found to very mildly affect only the moment P_3 (see Fig.4d,f), whose quantum distribution slightly deviates from the classical one, which displays a wave-like symmetric profile overall akin to P_1 . The distribution P_4 follows the typical behavior of the even moments and is basically unaffected by any quantum deviations (Fig.4e,g). The different response of the moments P_3 and P_4 to the quantum force depends on the fact that the effect of such a force for the even moments is masked by the thermal fluctuations which, on the contrary, vanish at equilibrium (i.e. when $u \simeq 0$) for the odd moments (see the explicit expressions of the power moments in Sec.VIA). Note also that amplitude and frequency of both distributions at late times (Fig.4e,g) remain essentially consistent with the values of amplitude U_0 and wavenumber n_w set by the periodic potential $U(x)$.

Deviations from the classical distribution can be approximately quantified in terms of the percentage error $\Delta_k = 100 \times \frac{|P_k^{cl} - P_k^q|}{P_k^{cl}}$, where P_k^{cl} and P_k^q stand for classical and quantum distributions. As previously mentioned, Δ_k is negligible for all moments except P_3 , where the highest value is found around 1%.

These results point towards a picture where, as long as q remains below one (i.e. when n_w is relatively low), the effect of the quantum force on the moments is basically negligible. In the next section we show that this scenario changes significantly at increasing values of n_w .

D. High wavenumber regime

In Fig.5 and Fig.6 we show, for example, the time evolution of the even and odd power moments for $n_w = 32$ and $\omega = 1$. While the time behavior (Fig.5a,b,c and

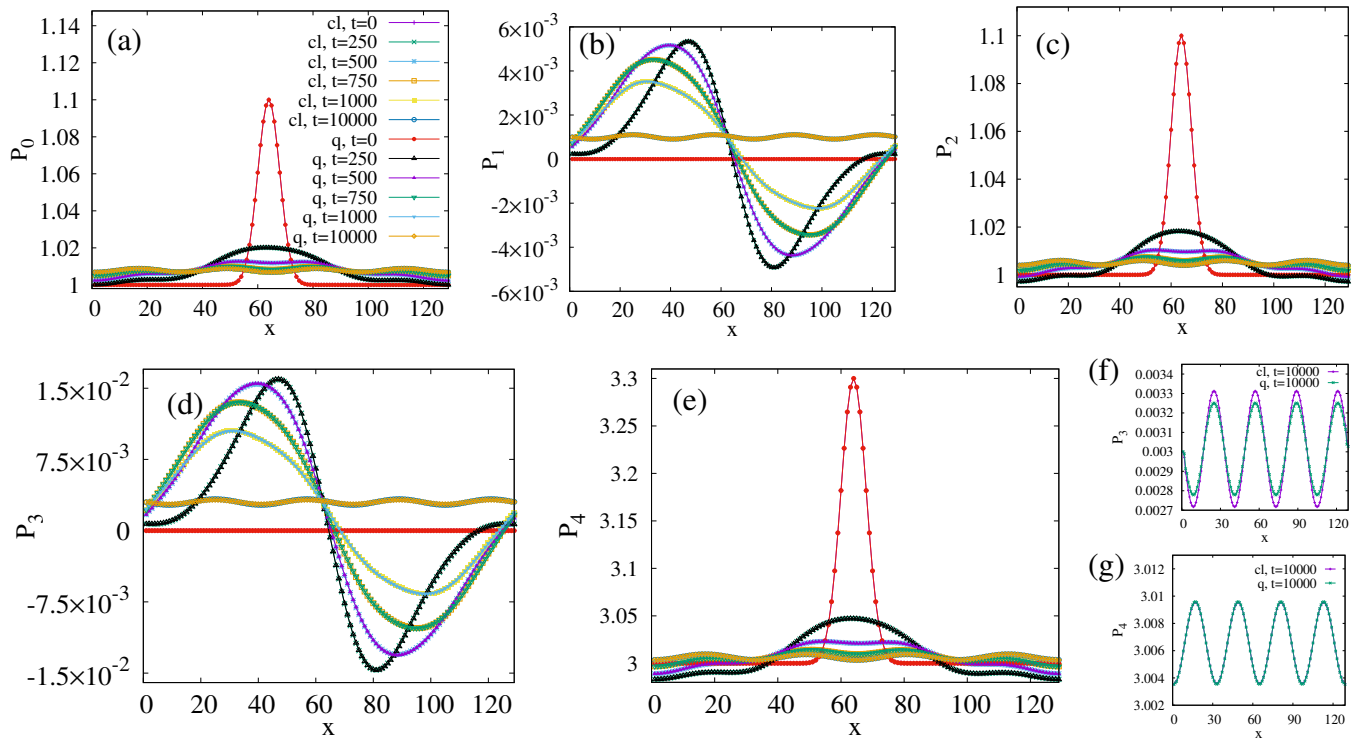


Figure 4. Power moments P_0 , P_1 , P_2 , P_3 and P_4 at simulation time $t = 0, 250, 500, 750, 1000, 10000$ for $n_w = 8$ and $\omega = 1$. The classical (“cl”) and quantum (“q”) distributions of the first three moments (a,b,c) are basically indistinguishable. While P_0 , P_2 and P_4 relax in a similar manner starting from a Gaussian profile, P_1 exhibits an intermediate wave-like behavior, which progressively turns into a sinusoidal profile fluctuating around 10^{-3} , i.e. the steady state value of the current. The effect of the quantum force is slightly visible for P_3 where the quantum distribution barely deviates from the classical one, as highlighted in the late-time profile shown in (f). Such effects are essentially indiscernible for P_4 (e and g).

Fig.6a,b) is overall akin to the one observed for lower values of n_w (except that here a higher wavenumber induces larger undulations), the effect of the quantum force is clearly visible on the profiles of *all* power moments (as shown in the late time configurations of Fig.5d,e,f and Fig.6c,d). Indeed, although the quantum force enters explicitly only the moments M_3 and M_4 in Eqs.(27-28) (and thus P_3 and P_4), its effect actually conditions lower moment through spatial derivatives (for instance $\partial_x M_3$ in Eq.(26)) resulting from the hierarchical structure of the equations of motion.

In the present problem, the quantum force manifests through a change of amplitude of the distributions, which display a wave-like behavior with a well-defined frequency (set by n_w). Considering, for example, the late-time profiles of P_2 and P_4 in Fig.5e-f, the quantum force slightly amplifies the classical signal, while the opposite holds for P_0 , where the minima are found to correspond to the maxima of the quantum distribution, leading to an apparent phase-shift effect. This actually happens because F_1 and F_3 carry opposite signs and different amplitudes, where $F_1 \propto k_n U_0$ and $F_3 \propto -U_0 k_n^3$. Odd moments generally show similar features, although the amplitude of the quantum signal can considerably change, either increase, as in P_1 , or substantially decrease as in P_3 (see

Fig.6c,d). This is caused, once again, by the absence of thermal fluctuations at equilibrium for the odd moments, thus exposing such moments to quantum effects. In this respect, the odd moments show values of Δ_k considerably higher than the even ones. Specifically, we find that the highest values are $\Delta_1 \simeq 13\%$ and $\Delta_3 \simeq 30\%$ (a difference arising essentially because the quantum force is mitigated at lower moments), while $\Delta_{0,2,4}$ are lower than 1%, although not negligible.

It is also of interest to understand whether modifying the shear viscosity alters such a picture. In Fig.7 we show the time evolution of the power moments for $\omega = 0.5$, which sets a numerical viscosity $\eta = 1.5$. Note that, although $0 < \omega < 2$, the AdS-CFT minimum viscosity bound would impose a lower upper bound, which would be safely set at $\omega \simeq 1.5$. Once again quantum effects condition all moments, in a way overall akin to the scenario observed for the larger values of ω and with similar values of Δ_k . Note that increasing the viscosity leads to a slight decrease (both in the classical and quantum distributions) of the amplitudes of the odd moments P_1 and P_3 (corresponding to current and energy flux respectively) with respect to $\omega = 1$, essentially because larger values of η entail a higher dissipation.

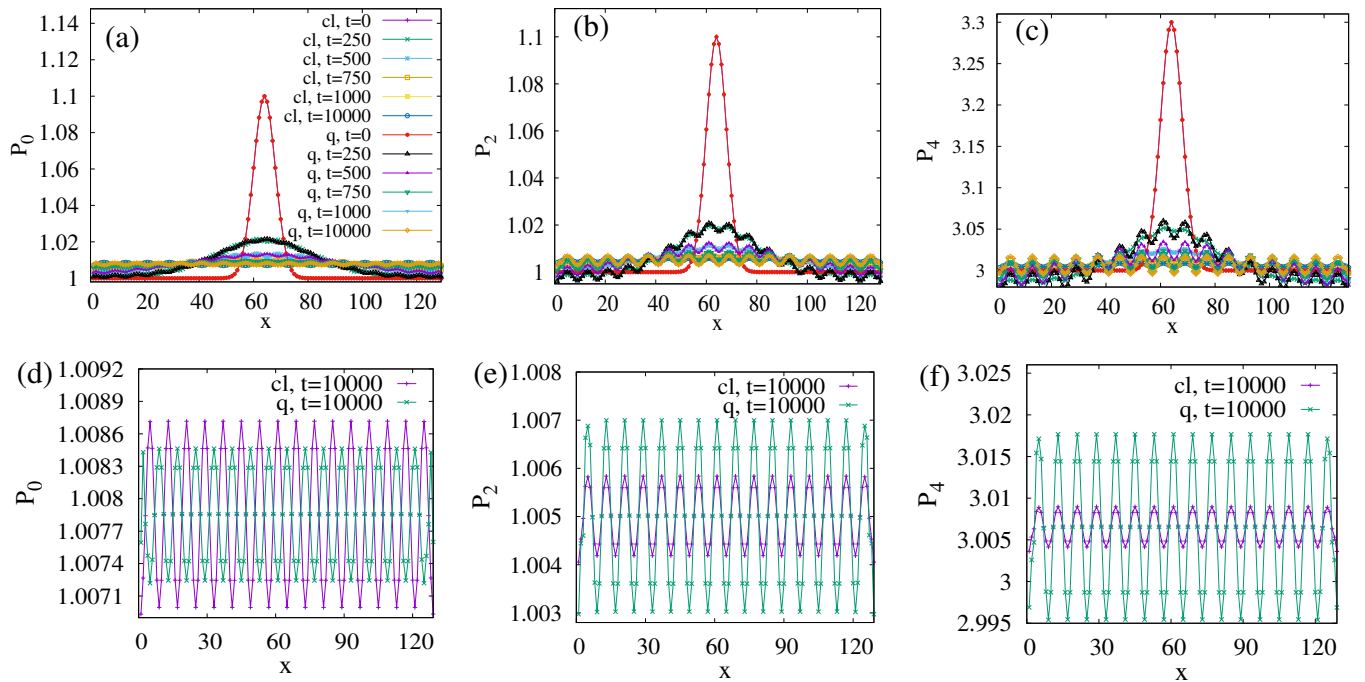


Figure 5. Even power moments P_0 (a), P_2 (b), P_4 (c) at $t = 0, 250, 500, 750, 1000, 10000$ for $n_w = 32$ and $\omega = 1$. Figures (d), (e), (f), highlight the moment profiles at $t = 10000$. The time evolution is overall akin to that observed for $n_w = 8$. However, here the quantum force generally induces an amplitude change, either larger or smaller than that of the classical profile, as shown in the late-time profiles (d,e,f). The misalignment of maxima and minima between the distributions (for example in P_3 and P_4) results from the signed amplitude of the forces, $F_1 \propto U_0 k_n$ and $F_3 \propto -U_0 k_n^3$.

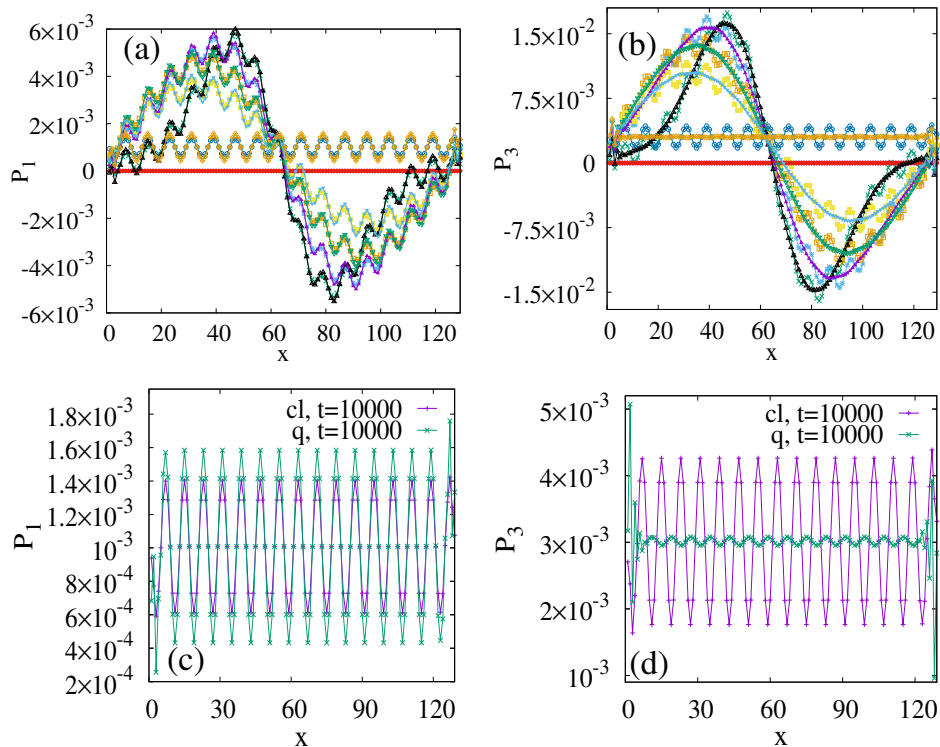


Figure 6. Odd power moments P_1 (a), P_3 (b), at $t = 0, 250, 500, 750, 1000, 10000$ for $n_w = 32$ and $\omega = 1$. Figures (d), (e), (f), highlight the moment profiles at $t = 10000$. The time evolution of the distributions is similar to the one observed for lower wavenumbers, although here larger values of n_w induce wider undulations. The quantum force yields, once again, a change of amplitude with respect to the classical signal (c,d).

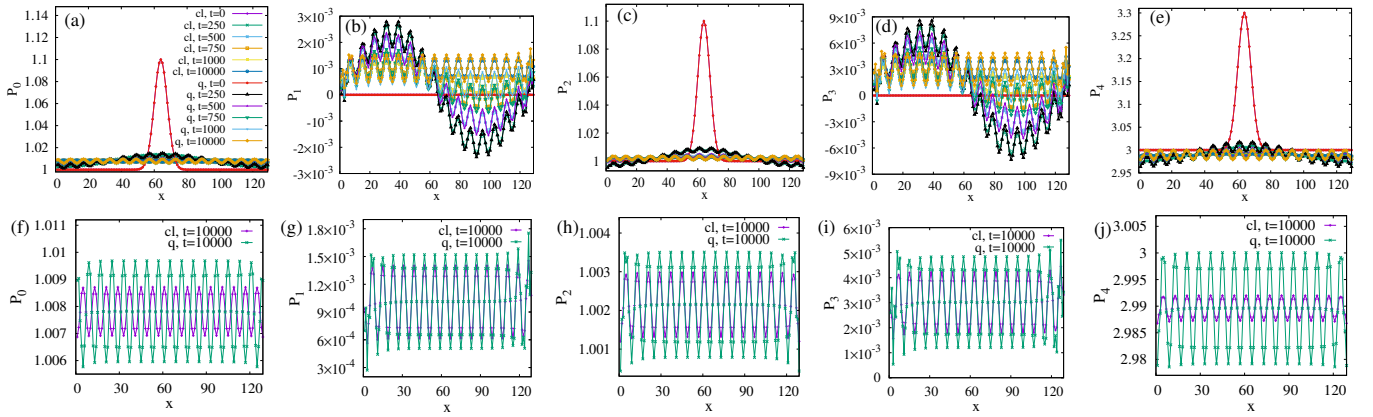


Figure 7. Power moments P_0 (a), P_1 (b), P_2 (c), P_3 (d) and P_4 (e) at $t = 0, 250, 500, 750, 1000, 10000$ for $n_w = 32$ and $\omega = 0.5$. Figures (f), (g), (h), (i) and (j) highlight the moment profiles at $t = 10000$. Unlike the previous case, here lower values of ω mainly affect odd moments, which display an undulated profile with smaller amplitude. At late times, both P_1 and P_3 do not show appreciable modulations; this is because, at larger viscosity, the fluid equilibrates on a shorter time scale.

VIII. CONCLUSIONS

Summarizing, we have presented a mathematical derivation of a high-order Boltzmann-Wigner lattice kinetic equation starting from non-equilibrium Green's function formulation of quantum non-equilibrium transport phenomena. Simulations of a minimal D1Q5 lattice with third order quantum forcing terms for the case of a periodic potential indicate that in the semiclassical regime ($q < 1$), the lowest hydrodynamic modes are well protected against quantum interference effects as long as the wavenumber n_w (controlling the characteristic lengthscale δ) is sufficiently low. In actual practice, it is reasonable to assume that the length scale of the effective potential be significantly larger than the relevant Fermi wavelength, namely $k_F \delta > 1$, where k_F is the modulus of the Fermi wavevector. Of course, such an assumption needs to be checked on a case-by-case basis, but the fact remains that the lowest order moments (i.e. density and current) can only be affected by quantum interference effects on condition of strong coupling with classical non-equilibrium effects carried by the spatial gradient of the "handshaking" moment P_2 . This is indeed observed at larger values of n_w (when $q > 1$), where the presence of the quantum force generally yields

a substantial change of amplitude of the classical signal. This is particularly relevant for odd moments where thermal fluctuations vanish at equilibrium, thus allowing quantum effects to emerge. It is therefore plausible to expect that the lattice Boltzmann-Wigner equation discussed in this paper may provide an efficient description of a variety of quantum-nanofluidic phenomena, although further studies are needed to investigate the interplay between external fields, dissipation and fluctuation-induced potentials. In this respect, the present work may have a limited relevance to experiments because of the use of toy potentials and the restriction to one-dimensional fluids. We plan to partially overcome these drawbacks in future works, which will be concerned with the study of two dimensional fluids (simulated on high order lattices) in the presence of more realistic potentials, such as the screened Coulomb one, and density fluctuations of the liquid.

ACKNOWLEDGMENTS

We thank L. Bocquet of École Normale Supérieure, N. Kavokine of EPFL and E. Kaxiras of Harvard Physics Department for many valuable hints and discussions. M. L. and A. T. thank the Italian National Group for Mathematical Physics of INdAM (GNFM-INdAM) for the support.

[1] S. Succi, *The lattice Boltzmann equation: for complex states of flowing matter* (Oxford University Press, 2018).
 [2] R. Benzi, S. Succi, and M. Vergassola, "The lattice Boltzmann equation: theory and applications," *Phys. Rep.* **222**, 145–197 (1992).
 [3] S. Succi and R. Benzi, "Lattice Boltzmann equation for quantum mechanics," *Physica D: Nonlinear Phenomena* **69**, 327–332 (1993).

[4] A. Gabbana, D. Simeoni, S. Succi, and R. Tripiccion, "Relativistic lattice Boltzmann methods: Theory and applications," *Phys. Rep.* **863**, 1–63 (2020).
 [5] A. Tiribocchi, M. Durve, M. Lauricella, A. Montessori, J. M. Tucny, and S. Succi, "Lattice Boltzmann simulations for soft flowing matter," *Phys. Rep.* **1105**, 1–52 (2025).

- [6] J. Gao, Y. Feng, W. Guo, and L. Jiang, “Nanofluidics in two-dimensional layered materials: inspirations from nature,” *Chem. Soc. Rev.* **46**, 5400–5424 (2017).
- [7] X. Yu, A. Principi, and K. J. et al. Tielrooij, “Electron cooling in graphene enhanced by plasmon-hydrion resonance,” *Nat. Nanotechnol.* **18**, 898–904 (2023).
- [8] M. Lizée, A. Marcotte, B. Coquinot, N. Kavokine, K. Sobnath, C. Barraud, A. Bhardwaj, B. Radha, A. Niguès, L. Bocquet, and A. Siria, “Strong electronic winds blowing under liquid flows on carbon surfaces,” *Phys. Rev. X* **13**, 011020 (2023).
- [9] M. Lizée, B. Coquinot, and G. et al. Mariette, “Anomalous friction of supercooled glycerol on mica,” *Nat. Commun.* **15**, 6129 (2024).
- [10] A. T. Bui, F. L. Thiemann, A. Michaelides, and S. J. Cox, “Classical quantum friction at water-carbon interfaces,” *Nano Lett.* **23**, 580–587 (2023).
- [11] N. Kavokine, M. L. Bocquet, and L. Bocquet, “Fluctuation-induced quantum friction in nanoscale water flows,” *Nature* **602**, 84–90 (2022).
- [12] B. Coquinot, L. Bocquet, and N. Kavokine, “Quantum feedback at the solid-liquid interface: Flow-induced electronic current and its negative contribution to friction,” *Phys. Rev. X* **13**, 011019 (2023).
- [13] B. Coquinot, L. Bocquet, and N. Kavokine, “Hydroelectric energy conversion of waste flows through hydroelectric drag,” *Proceedings of the National Academy of Sciences* **121**, e2411613121 (2024).
- [14] J.-S. Wang, X. Ni, and J.-W. Jiang, “Molecular dynamics with quantum heat baths: Application to nanoribbons and nanotubes,” *Phys. Rev. B* **80**, 224302 (2009).
- [15] S. S. Chikatamarla and I. V. Karlin, “Entropy and Galilean invariance of lattice Boltzmann theories,” *Phys. Rev. Lett.* **97**, 190601 (2006).
- [16] M. Sbragaglia, R. Benzi, L. Biferale, S. Succi, K. Sugiyama, and F. Toschi, “Generalized lattice Boltzmann method with multirange pseudopotential,” *Phys. Rev. E* **75**, 026702 (2007).
- [17] S. S. Chikatamarla and I. V. Karlin, “Lattices for the lattice Boltzmann method,” *Phys. Rev. E* **79**, 046701 (2009).
- [18] M. Namburi, S. Krithivasan, and S Ansumali, “Crystallographic lattice Boltzmann method,” *Sci. Rep.* **6**, 27172 (2016).
- [19] D. Frenkel and B. Smit, *Understanding Molecular Simulation: From Algorithms to Applications* (Academic Press, 2001, 2001).
- [20] L. P. Kadanoff and G. Baym, *Quantum Statistical Mechanics: Green’s Function Methods in Equilibrium and Nonequilibrium Problems* (W.A. Benjamin, 1962).
- [21] J. Rammer, *Quantum Field Theory of Non-Equilibrium States* (Cambridge University Press, 2007).
- [22] M. Hillery, R. F. O’Connell, M. O. Scully, and E. P. Wigner, “Distribution functions in physics: Fundamentals,” *Physics Reports* **106**, 121–167 (1984).
- [23] S. Solórzano, M. Mendoza, S. Succi, and H. J. Herrmann, “Lattice Wigner equation,” *Phys. Rev. E* **97**, 013308 (2018).
- [24] P. L. Bhatnagar, E. P. Gross, and M. Krook, “A model for collision processes in gases. i. Small amplitude processes in charged and neutral one-component systems,” *Phys. Rev.* **94**, 511–525 (1954).
- [25] R.C.V. Coelho, A. Ilha, M. M. Doria, R.M. Pereira, and V. Y. Aibe, “Lattice Boltzmann method for bosons and fermions and the fourth-order hermite polynomial expansion,” *Phys. Rev. E* **89**, 043302 (2014).
- [26] M. Sbragaglia, R. Benzi, L. Biferale, S. Succi, K. Sugiyama, and F. Toschi, “Generalized lattice boltzmann method with multirange pseudopotential,” *Phys. Rev. E* **75**, 026702 (2007).
- [27] S. Solorzano, M. Mendoza, S. Succi, and H. J. Herrmann, “Lattice wigner equation,” *Physical Review E* **97**, 013308 (2018).
- [28] J. Brewer, M. Mendoza, R. E. Young, and P. Romatschke, “Lattice boltzmann simulations of a strongly interacting two-dimensional fermi gas,” *Physical Review A* **93**, 013618 (2016).
- [29] S. Succi and A. Montessori, “Keldysh-lattice Boltzmann approach to quantum nanofluidics,” arXiv preprint arXiv:2403.15768 (2024).
- [30] P. K. Kovtun, D. T. Son, and A. O. Starinets, “Viscosity in strongly interacting quantum field theories from black hole physics,” *Phys. Rev. Lett.* **94**, 111601 (2005).
- [31] K. Trachenko and V. V. Brazhkin, “Minimal quantum viscosity from fundamental physical constants,” *Science Advances* **6**, eaba3747 (2020).
- [32] T. Krüger, H. Kusumaatmaja, A. Kuzmin, O. Shardt, G. Silva, and E. M. Viggen, *The Lattice Boltzmann Method: Principles and Practice* (Springer International Publishing, 2017).