

Three Laws of Statistical Linguistics Emerging in images.

PingRui Tsai¹, ChiHsiang Wang², YuCheng Liao³, ChiChi Huang¹, TzayMing Hong¹

¹*Department of Physics, National Tsing Hua University, Hsinchu, Taiwan 30013, ROC*

²*Department of Industrial Engineering and Management,*

National Yang Ming Chiao Tung University, Hsinchu, Taiwan 300093, ROC

³*Department of Physics, National Taiwan University, Taipei, Taiwan 106319, ROC and*

⁴*Department of Physics, Shiba University, ROD*

Images, as a product evolving alongside civilization, develop similarly to natural languages with the advancement of civilization. Not only are images abundant in daily life, but are also influenced by technology in shaping their forms, embodying various characteristics as they evolve in time. Language is a sequence of symbols that represents thoughts. While a written language is typically associated with the close integration of text and sound, as a combination of visual symbols and perception, the communicative power of image is no less significant. This is especially notable since 60% of the sensory input received by our central nervous system comes from vision. Given the symbolic system inherent in images, we are curious whether images can also exhibit the laws of statistical linguistics. To explore this, we begin with the relationship between human thought and visual perception to decode how images are formed by the latter mechanism. Building upon previous studies that established the high correlation between pre-trained deep convolutional neural networks and the human visual system, we use the VGG-19 to define words via each kernel and calculate the number of pixels with grayscale values greater than 90%. By (a) ranking words frequency, (b) randomizing the order of kernel appearances and performing the same word count accumulation, and (c) summing the word counts layer by layer, we are surprised to find that Zipf's, Heaps', and Benford's laws of statistical linguistics also exist in the words that comprises the text representing different images.

Natural language, much like biological evolution, has the ability to adapt and develop in response to its environment, e.g., human migration and ethnic integration. Similar to written text[1], music and images also evolve alongside human civilization[2]. These three forms that combine symbol and perception play an important role in connecting individuals and conveying information on both personal and societal scales. Complex systems, such as language, that exhibit systematic and symbolic relationships have garnered significant attention in recent times from linguistics, complex systems, and semiotics. These studies range from analyzing morphemes within individual fonts to exploring the statistical properties of collective texts[3].

Renowned in statistical linguistics, Zipf's law[6] describes the eminent power law $P(x) \sim x^{-\alpha}$ that exist between the frequency $P(x)$ and rank x of word. Among various competing explanations, Zipf himself proposed that this law derives from the principle of least effort. Interestingly, Zipf's law has also been found in other creative forms, e.g., music [7, 8] and painting[9].

Meanwhile, another one fundamental law in statistical linguistics is Heaps' law[10], which is formulated as $V(n) = k \cdot n^\beta$ where V is the number of distinct words in an text of size n and k and β are free parameters determined empirically. As a law that is commonly observed in many real-life sets of numerical data, i.e., Benford's Law [11], $P(d) = \log_{10} \left(1 + \frac{1}{d}\right)$, originally describes the regularity between the probability of occurrence $P(d)$ and the leading digit $d \in \{1, \dots, 9\}$ of any set of number. It has also been confirmed recently to exist in texts in English, German, French, Spanish, and Italian [12], and has

led to the derivation of the first-letter law [13] to explore the statistical properties of the 26 letters of the English alphabet as first letters in texts, i.e., generalizing d to $\{1, \dots, 26\}$.

Our research focuses on whether these three linguistic laws exist in images. To achieve this, we define image "morphemes"[5] via visual neuroscience[14]. Inspired by recent studies on the correlation between Pre-trained Deep Convolutional Neural Network (dCNN) and biological signals in human visual neural processing[15], we find a strong temporal association between these two mechanisms. In essence, both serve as processors for image or visual input, and the extracting feature work of dCNNs aligns with the visual cortex of human central nervous system. This allows us to treat Pre-trained neural networks as proxies for the human visual system. Not only is this supported by computational evidence, but convolutional networks themselves were historically inspired by and developed from studies of the visual nervous system[17].

We employ the well-known VGG-19 model as our visual proxy, input images, and analyze the feature maps generated by each kernel to define word types and word counts. This paper will focus on three main topics: (1) What defines image words? (2) How do the three laws emerge? (3) Systematically deteriorating the quality of image to test the robustness of these laws.

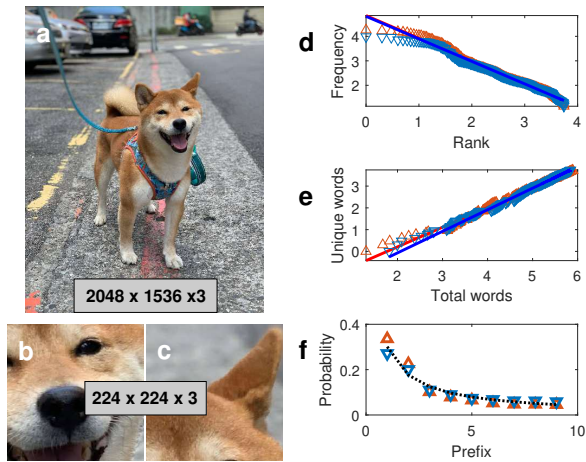


FIG. 1. a is the photo of Shiba Inu used for ROI segmentation. b and c are the ROI-processed input images for VGG19. d shows the results of Zipf’s law, where red upright triangles and blue inverted triangles represent image b and c. e corresponds to Heaps’ law, while f represents Benford’s law.

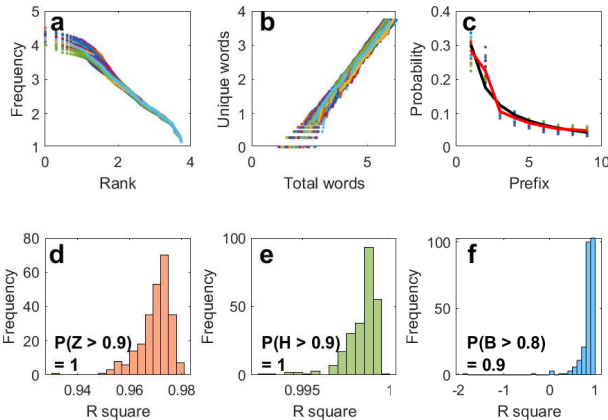


FIG. 2. a represents the Zipf’s law results for all samples, while b and c correspond to Heap’s law and Benford’s law, respectively. The red line in c represents the averaged results, while the black line indicates the distribution of Benford’s law. The fitting R-square values for a, b, and c are shown in d, e, and f.

I. RESULT

A. Kernel, Feature Map, and Word Definition

In the application of statistical linguistics to images, the first step is to define what qualifies as text within an image. We base the definition of word types on the use of kernels, which are composed of various Gabor filters. These filters simulate the extraction of edge-related features in images, analogous to the function of simple cells in the visual nervous system. The feature maps produced by convolutional layers using different kernels are considered as morphemes.

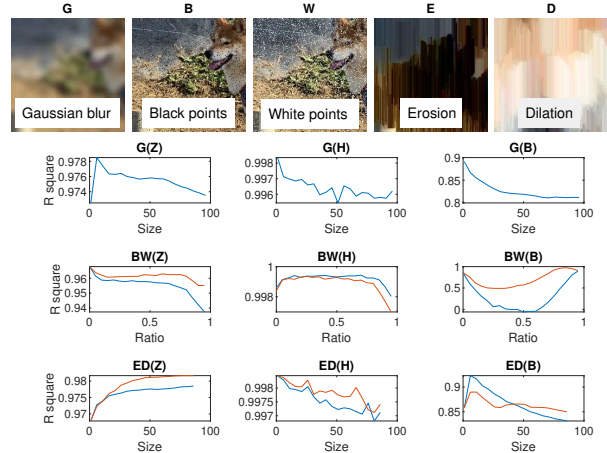


FIG. 3. In this figure, the abbreviations “Z,” “H,” and “B” in parentheses refer to Zipf’s, Heap’s, and Benford’s laws, respectively. “G” stands for Gaussian blur, “BW” represents Black and White points, “E” and “D” represent Erosion and Dilation. B/W corresponds to red/blue lines, and E/D corresponds to red/blue lines.

Drawing on previous work in explainable deep learning, we utilize Intersection over Union (IoU) [18] as a reference metric. This approach takes the top 10% of pixel values from the feature map as the prominent feature distribution for image segmentation. Specifically, we consider only the pixels with a significant grayscale value in the feature map as the information captured by the kernel. These selected pixels are then used to determine the actual word count.

In Fig. 1(a), as the input to VGG-19 requires a specific format, we extract two Regions of Interest (ROI) of $224 \times 224 \times 3$ from the image as inputs from the image as inputs, shown in Fig. 1(b, c). In logarithmic scale, the Zipf’s law result shown in Fig. 1(d). Next, by randomizing the order of kernel appearances and performing the same word count accumulation, we can obtain Heap’s law. The order of kernel sorting affects the fitting result with the straight line. We select the best result based on the highest R-squared value among 100 iterations. The corresponding plot is shown in the full-logarithmic Fig. 1(e).

Finally, relying on the order of image forward propagation in VGG-19, we treat each convolutional layer as a representation of the first letters, which also carries implications for the neuroscience of early, middle, and late visual perception. We calculate the total word count produced by all kernels within each convolutional layer and, based on word frequency, select the top nine as indicators. This allows us to obtain Benford’s Law. The result is presented in Fig. 1(f).

B. Three Statistical Laws Emerging in dCNN for Images

In the section 2.1, we discussed the results of two images. Now, we analyze the R-squared values for 9 images. The results are presented in Fig. 2(a-c), with the R-square values used for the evaluation. For the fitting assessment of the three laws, please refer to Fig. 2(d-f).

C. Robustness of the Laws

In this section, we conducted common adversarial image perturbations to explore whether the original input images are affected by the image processing distortions, influencing the existence of the three laws. We used nine images to perform the following operations:

1. Randomly adding black and white noise at varying proportions,
2. Applying Gaussian smoothing with different kernel sizes with $N \times 90$,
3. Erosion, and
4. Dilation.

The results are presented in Fig. 3. It can be observed that Zipf's and Heap's laws maintain high R-square values above 0.94. However, Benford's law exhibits greater sensitivity to perturbations, with its characteristics deteriorating as noise proportions and kernel sizes increase.

II. DISCUSSION

The image is a visual composition of a symbolic system. In our research, we successfully used kernels as morphemes to construct text and calculated the prominent pixels of the feature map to compute word frequencies, leading to the emergence of two fundamental laws, which allows us to answer the first question. We define words in a way that is consistent with the neuroscientific meaning, regarding biological visual processing, where the visual cortex plays a role in image feature processing, from line segment features to color features and overall objects. Describing an image as a combination of discrete features is similar to describing a text. Additionally, the concept of defining words with different kernels also involves the sequence of different convolutional layers, which corresponds to the order of perceptual processing. Through the above, we first obtained Zipf's law, with the results shown in Fig. 1d and Fig. 2a, and Heap's law in Fig. 1e and Fig. 2b.

It is worth mentioning Heap's law. Although mixing all words in a real natural language text and randomly rearranging them can result in this statistical property, it is not possible to directly achieve the same result with images by simply combining all the words generated by

each kernel and shuffling them. Instead, the reorganization must occur sequentially at the kernel level to achieve the desired effect. This may be due to two factors. The first factor is sequence: any word generated by a kernel is created simultaneously and will not repeat later, whereas in traditional language, the same word can appear on different pages or at different times. Therefore, in visual images, the shuffled units must be combined randomly based on the kernel. The second factor is the dimensionality of the input data. The semantic context of language follows a one-dimensional sequence structure, where one word relates to another, as seen in current speech deep learning techniques such as RNNs and LSTMs. In contrast, image features are two-dimensional, allowing multiple words to be processed simultaneously.

As for Benford's law, it serves as a tool for testing the frequency distribution of the leading digit combinations of a certain attribute. Although it can also emerge in images, based on Fig. 2c and f, the performance of R-squared seems to be worse compared to the other two laws. This may be related to the characteristics of the dCNN model, which will be discussed in the future with the addition of more dCNN models. In summary, based on the results of the three laws, we can indeed answer the second question: we have observed the emergence of three major statistical laws in images using dCNN.

Regarding the third question on robustness testing, different methods of image degradation all cause changes in the R-squared values of the three major laws. However, the robustness of Zipf's law and Heap's law remains significantly intact, while Benford's law is much more easily disrupted, causing the R-squared value to drop below 0.9. If we can further explore the applicability of each dCNN model in the future, perhaps the concept of using Benford's law for detecting economic and document fraud could also be developed within our model. This would not only benefit the cracking of art and image encryption, but it could also represent a different form of loss function for machine vision models.

We look forward to the possibility that, in the future, if we can further clarify the contours of the image semantic system, it may contribute to the development of natural language processing. This approach directly encodes text from the basic elements of an image, which is different from traditional black-box semantic processing. It would represent a new direction: building a deep learning model that is easy to debug and offers intuitive encoding.

ACKNOWLEDGMENTS

We are grateful to the National Science and Technology Council in Taiwan for financial support under Grants No. 112-2112-M007-015 and 113-2112-M007-008.

* ming@phys.nthu.edu.tw

[1] Philip Lieberman. On the nature and evolution of the neural bases of human language. *American Journal*

- of *Physical Anthropology: The Official Publication of the American Association of Physical Anthropologists*, 119(S35):36–62, 2002. Wiley Online Library.
- [2] Jeffrey N. Chiang, Matthew H. Rosenberg, Carolyn A. Bufford, Daniel Stephens, Antonio Lysy, and Martin M. Monti. The language of music: Common neural codes for structured sequences in music and natural language. *Brain and language*, 185:30–37, 2018. Elsevier.
- [3] David Embick. *The morpheme: A theoretical introduction*, volume 31. Walter de Gruyter GmbH & Co KG, 2015.
- [4] Eduardo G. Altmann and Martin Gerlach. Statistical laws in linguistics. In *Creativity and universality in language*, pages 7–26, 2016. Springer.
- [5] Dwight L. Bolinger. On defining the morpheme. *Word*, 4(1):18–23, 1948. Taylor & Francis.
- [6] Steven T. Piantadosi. Zipf’s word frequency law in natural language: A critical review and future directions. *Psychonomic bulletin & review*, 21:1112–1130, 2014. Springer.
- [7] Ping-Rui Tsai, Yen-Ting Chou, Nathan-Christopher Wang, Hui-Ling Chen, Hong-Yue Huang, Zih-Jia Luo, and Tzay-Ming Hong. In-depth analysis of music structure as a text network. *Physical Review Research*, 6(3):033279, 2024. APS.
- [8] Damián H. Zanette. Zipf’s law and the creation of musical context. *Musicae Scientiae*, 10(1):3–18, 2006. SAGE Publications Sage UK: London, England.
- [9] Michael Crosier and Lewis D. Griffin. Zipf’s Law in Image Coding Schemes. In *BMVC*, pages 1–10, 2007. Citeseer.
- [10] Alexander Gelbukh and Grigori Sidorov. Zipf and Heaps laws’ coefficients depend on language. In *Computational Linguistics and Intelligent Text Processing: Second International Conference, CICLing 2001 Mexico City, Mexico, February 18–24, 2001 Proceedings 2*, pages 332–335, 2001. Springer.
- [11] Steven J. Miller. *Benford’s law*. Princeton University Press, 2015.
- [12] Jennifer Golbeck. Benford’s Law applies to word frequency rank in English, German, French, Spanish, and Italian. *Plos one*, 18(9):e0291337, 2023. Public Library of Science San Francisco, CA USA.
- [13] Xiaoyong Yan, Seong-Gyu Yang, Beom Jun Kim, and Petter Minnhagen. Benford’s law and first letter of words. *Physica A: Statistical Mechanics and its Applications*, 512:305–315, 2018. Elsevier.
- [14] Kalanit Grill-Spector and Rafael Malach. The human visual cortex. *Annu. Rev. Neurosci.*, 27(1):649–677, 2004. Annual Reviews.
- [15] Michael Eickenberg, Alexandre Gramfort, Gaël Varoquaux, and Bertrand Thirion. Seeing it all: Convolutional network layers map the function of the human visual system. *NeuroImage*, 152:184–194, 2017. Elsevier.
- [16] Mehang Rai and Pablo Rivas. A review of convolutional neural networks and gabor filters in object recognition. In *2020 International Conference on Computational Science and Computational Intelligence (CSCI)*, pages 1560–1567, 2020. IEEE.
- [17] Kunihiko Fukushima. Recent advances in the deep CNN neocognitron. *Nonlinear Theory and Its Applications, IEICE*, 10(4):304–321, 2019. The Institute of Electronics, Information and Communication Engineers.
- [18] Floris van Beers, Arvid Lindström, Emmanuel Okafor, and Marco Wiering. Deep neural networks with intersection over union loss for binary image segmentation. In *Proceedings of the 8th international conference on pattern recognition applications and methods*, pages 438–445, 2019. SciTePress.