

## **The AI Penalization Effect: People Reduce Compensation for Workers Who Use AI**


Jin Kim, Shane Schweitzer, Christoph Riedl, and David De Cremer

D'Amore-McKim School of Business, Northeastern University

### **Author Note**

Jin Kim  <https://orcid.org/0000-0002-5013-3958>

Shane Schweitzer  <https://orcid.org/0000-0002-4548-0410>

Christoph Riedl  <https://orcid.org/0000-0002-3807-6364>

David De Cremer  <https://orcid.org/0000-0002-6357-9385>

We have no conflicts of interest to disclose. Questionnaires, data, analysis code, and additional materials will be openly available prior to publication at the project's Open Science Framework page, <https://osf.io/awhbg/>

Correspondence concerning this article should be addressed to Jin Kim, D'Amore-McKim School of Business, 360 Huntington Avenue, Boston, MA 02115, U.S.A. Email: [jin.kim1@northeastern.edu](mailto:jin.kim1@northeastern.edu)

### Abstract

We investigate whether and why people might adjust compensation for workers who use AI tools. Across 11 studies ( $N = 3,846$ ), participants consistently lowered compensation for AI-assisted workers compared to those who were unassisted. This “AI Penalization” effect was robust across (1) different types of work (e.g., specific tasks or general work scenarios) and worker statuses (e.g., full-time, part-time, or freelance), (2) different forms of compensation (e.g., required payments or optional bonuses) and their timing, (3) various methods of eliciting compensation (e.g., slider scale, multiple choice, and numeric entry), and (4) conditions where workers’ output quality was held constant, subject to varying inferences, or statistically controlled. Moreover, the effect emerged not only in hypothetical compensation scenarios (Studies 1–9) but also with real gig workers and real monetary compensation (Studies 10 and 11). People reduced compensation for workers using AI because they believed these workers deserved less credit than those who did not use AI (Studies 7 and 8). This mediated effect attenuated when it was less permissible to reduce worker compensation, such as when employment contracts provide stricter constraints (Study 8). Our findings suggest that adoption of AI tools in the workplace may exacerbate inequality among workers, as those protected by structured contracts are less vulnerable to compensation reductions, while those without such protections are at greater risk of financial penalties for using AI.

*Keywords:* human-AI collaboration, AI-assisted work, AI in the workplace, compensation, worker compensation, AI Penalization, credit attribution, credit deservingness, algorithmic bias in employment, workplace inequality, wage inequality, judgment and decision making

### **Significance Statement**

As AI becomes ubiquitous in the workplace, understanding its impact on worker compensation is critical. This research finds a robust “AI Penalization” effect: People reduce compensation for AI-assisted workers relative to unassisted workers. This effect is driven by perceptions that AI-assisted workers deserve less credit, though this mediated effect weakens when reducing compensation is seen as less permissible (e.g., due to employment contracts). These findings reveal a psychological mechanism through which AI can exacerbate wage inequality, as lower-wage workers without explicit contractual protection may be more vulnerable to compensation reductions. This work thus challenges the assumption that AI adoption is inevitably beneficial and highlights the need for policies that promote equitable compensation for workers as AI transforms the workplace.

## **The AI Penalization Effect: People Reduce Compensation for Workers Who Use AI**

### **Introduction**

Artificial Intelligence (AI)—computers acting, deciding, and advising in ways that seem intelligent—is expected to increase workers’ productivity and transform the way they work (1). For example, AI helped software engineers at Google write code faster (2), enabled taxi drivers to find customers more efficiently (3), and allowed artists to produce more artworks as well as receive more favorable evaluations over time (4). Not surprisingly, then, workers are increasingly using AI for their work. For example, 39% of the workers surveyed in 2024 reported using generative AI tools regularly for work, which was a notable increase from 22% in 2023 (5).

While AI is likely to boost workers’ productivity and improve organizational efficiency, it also has the potential to negatively impact the perceived value of their work (6–10). Specifically, workers’ use of AI may influence how their work is evaluated by others, potentially leading to perceptions that they deserve less credit and therefore lower compensation than workers who do not use AI. Indirectly supporting this notion, recent surveys show that employees are hesitant to admit to their managers that they used AI for common workplace tasks (11, 12). Similarly, people who used AI in the workplace anticipated and indeed received negative evaluations regarding their competence and motivation (9). These findings suggest that observers and organizations may view workers’ AI use negatively, and this perception can lead to financial penalties for workers. Given such possibilities, our research examines whether people adjust compensation for workers who use AI, studies contingency factors, and explores a psychological mechanism underlying the possible reduction in worker compensation.

Previous research offers both indirect and conflicting clues to the question of whether people will reduce worker compensation for using AI. In their theoretical framework concerning

AI and work, Acemoglu and Restrepo identify countervailing forces that may *reduce* or *boost* worker compensation following the use of AI (13). Notable among these forces are (a) the displacement effect, wherein AI replaces humans in tasks, which reduces labor demand and thereby worker compensation; (b) the productivity effect, wherein AI lowers costs of production, effectively making households richer, which boosts labor demand and thereby worker compensation; and (c) the reinstatement effect, wherein AI creates new tasks favoring human skills, which boosts labor demand and worker compensation.

Consistent with the competing dynamics outlined in Acemoglu and Restrepo's theoretical framework, empirical research indeed shows mixed results regarding AI's impact on worker compensation. On the one hand, recent findings suggest that the use of AI may boost compensation for workers. For example, increased exposure to AI was associated with an increase in workers' wages in Germany between 2010 and 2017 (14). Likewise, researchers find a strong positive correlation between exposure to AI and wages in analyses at the occupation level (15), and occupational exposure to AI was associated with a positive wage growth (16). Moreover, analyses of Indian job ads show that job positions that require AI use offered higher wages (17).

On the other hand, research finds that AI use may reduce compensation for workers. For example, freelancers on Upwork who worked in areas impacted by generative AI (e.g., writing and copyediting which is impacted by ChatGPT, as well as design- or image-based services impacted by DALL-E 2 and Midjourney) experienced an estimated decrease of 5.2% in monthly compensation relative to freelancers in other areas, following the release of respective generative AI models (18). Notably, the negative impact of AI was observed both for the number of jobs *and* income—and even when the analyses focused only on workers who actually managed to secure work. Similarly, other researchers find that earnings for freelancing translators dropped by

30% following the release of ChatGPT (19). Together, the findings highlighted in this and the preceding paragraphs suggest that AI's impact on worker compensation may be complex in nature (e.g., positive or negative depending on various factors). Moreover, they also suggest that AI may disproportionately impact workers with fewer protections, thereby exacerbating inequality in worker compensation.

While observational studies suggest that AI use can influence worker compensation through economic mechanisms (e.g., the displacement or productivity effects), experimental research that directly manipulates AI use to examine its impact on worker compensation seems conspicuously limited, to our knowledge. Consequently, an important gap remains in our understanding of how psychological factors—rather than broader economic forces or market dynamics—shape people's decisions to compensate workers who use AI. To address this gap, we conducted a series of experiments to examine how workers' use of AI affects people's compensation decisions, as well as a psychological mechanism underlying those decisions.

We conducted 11 experiments (including five preregistered experiments;  $N = 3,846$  individual participants in total) to investigate how workers' use of AI affects people's decisions to compensate those workers. We find robust evidence that people consistently reduce compensation for workers who use AI tools, a phenomenon we term the “AI Penalization effect.” This effect is observed across a range of scenarios (abstract or concrete) featuring different types of work (e.g., graphic design or social media content creation) and various worker statuses (e.g., full-time, part-time, salaried, or freelancers). The reduction in compensation holds regardless of the form of payment (required payments or optional bonuses) or timing of payment (e.g., before or after a task is completed), and even when the quality of the output is held constant (e.g., to be “good,” “satisfactory,” or “exceptional”), possibly differently inferred, or statistically controlled.

What mechanism may explain this effect? We investigated whether workers' use of AI leads people to think that *those workers deserve less credit* (compared to workers not using AI), which in turn leads people to reduce compensation for those workers. We predicted that workers using AI would be perceived as deserving less credit because some of the credit for their output would be attributed to AI. Indeed, our speculation was in line with recent research showing that people attributed less credit to a human content creator when they used AI for creating a blog post than when they did not use AI (20). Similarly, other researchers find that people thought a worker should take less credit for creating a social media campaign proposal when the worker relied on AI more (vs. less) (21). Likewise, other studies also find that observers perceived AI-assisted workers to be less responsible (vs. unassisted workers) for various task outputs (e.g., haikus, arguments, and summaries), just as the AI-assisted workers themselves thought they were less responsible for their outputs (22). In a similar vein, previous research documents people assigning responsibility to AI systems (e.g., for a hypothetical medical error (23)) or people holding AI agents causally responsible and blaming them similarly to human agents in bail decision-making scenarios (24). Together, these findings support our hypothesis that people think workers deserve less credit for their outputs when they use AI. Consequently, all else equal, people would likely reduce compensation for AI-assisted workers (vs. unassisted workers) because people would perceive them as deserving less credit for their outputs. Indeed, our studies demonstrate that people reduce compensation because they think AI-assisted workers deserve less credit for their output than unassisted workers (Studies 7–8).

We also tested an additional hypothesis that the negative effect of AI use on worker compensation through credit deservingness would be attenuated when reducing compensation is seen as less permissible. Previous research shows that reducing worker compensation may be seen as more or less permissible (or acceptable) depending on context. For example, people

found it acceptable for an employer to reduce workers' wages when the employer transitioned into a new business venture with the same workers, but they also deemed the same wage reduction unacceptable when it was in response to changes in the business environment (25). Furthermore, research also shows that workers responded less negatively to a wage reduction when the reduction was more reasonable or justifiable (26). So, not only does the permissibility of reducing worker compensation vary, but also people react differently to the same compensation reduction depending on how permissible it is perceived to be. Accordingly, this permissibility can also influence the extent to which people reduce compensation for workers based on credit deservingness. We tested this moderated mediation hypothesis in Study 8.

Our findings offer valuable insights into how the use of AI tools can affect worker compensation. By demonstrating that AI use reduces the extent to which workers are perceived to deserve credit for their work, we contribute to the literature on the *psychological* effects of AI in the workplace and labor market (9, 27–29). Moreover, our results highlight possible ways that inequality among workers may be exacerbated through the introduction of AI use, as compensation is more likely to be reduced for workers for whom reduced compensation is considered more permissible (whose baseline compensation is likely to be low to begin with).

In the remainder of this paper, we present summaries of results from our experiments (see Table 1 for an overview), interpret the results, and discuss the implications and limitations of our findings. The methods of our experiments are detailed in the *Methods* section at the end of the paper, while the full materials and detailed results (rather than summaries) are provided in the Supporting Information Appendix (hereafter, *SI Appendix*), Sections 2–23. Participant demographics are provided in *SI Appendix*, Section 1.



**Table 1***Overview of the Studies (Tests and Areas of Focus)*

Test	Area of Focus	Study Number(s)
Main effect: penalty for using AI	Hypothetical compensation	1–9
	Real compensation	10 & 11
Robustness across different contexts	Permanent vs. temporary workers	3, 4, & 6
	History of collaboration with the worker	5
	Context of productivity growth	6
	Multiple workers vs. single workers	6 & 10 vs. Rest
	Concrete vs. abstract scenario	1–5 vs. 6
	Forms of compensation	1–11
	Timing of compensation	1 & 3
	Elicitation methods	1, 6, and 10
Mechanism: credit deservingness	Perception of credit deservingness (mediation)	7 & 8
Boundary condition for mechanism	Permissibility (moderated mediation)	8
Alternative account	AI Penalization vs. assistance penalization	9

## Results

### Initial Tests of the AI Penalization Effect: Studies 1 and 2

Studies 1 and 2 tested whether people reduce hypothetical compensation for workers who use AI (relative to workers who do not). In Study 1 ( $N = 303$ ), participants imagined that they were running a small business for which they hired different graphic designers to create social media ads. Participants further imagined that they had paid these designers between \$40 and \$60 for about an hour's work in the past and that they found a new graphic designer who agreed to create a new ad for them. At this point, half of the participants were told, "The graphic designer asked if [they] could use an AI system to assist in creating the ad, and you agreed" (AI condition), whereas the other half of the participants did not receive this information (No AI condition). All participants were then told that the graphic designer estimated it would take about an hour to create the ad. Next, all participants answered the dependent measure of the study: "How much payment would you offer [the designer]?" (a slider scale from \$0 to \$100 with \$1 increments).

As predicted (<https://aspredicted.org/qzyv-46kk.pdf>), participants offered a smaller hypothetical payment to the graphic designer who was going to use an AI system ( $M = \$33$ ,  $SD = \$14$ ) than to the graphic designer whose use of an AI system was not indicated ( $M = \$47$ ,  $SD = \$8.5$ ),  $t(301) = -10.70$ ,  $p < .001$ ,  $d = -1.23$ ; see the left plot in Panel A of Figure 1. This finding was replicated in Study 2 ( $N=359$ ), which was a nearly direct replication of Study 1 and featured minor changes in wording of the scenario; see Studies 1 and 2 materials in *SI Appendix*, Sections 2 and 3. Specifically, as predicted (<https://aspredicted.org/swb2-j6d3.pdf>), participants again offered a smaller hypothetical payment to the graphic designer in the AI condition than in the No AI condition ( $M_{\text{No AI}} = \$35$  vs.  $M_{\text{AI}} = \$47$ ,  $p < .001$ ,  $d = -1.03$ ). Together, Studies 1 and 2 provide initial evidence of the AI Penalization effect: People reduce compensation for workers who use AI (relative to workers who do not use AI).

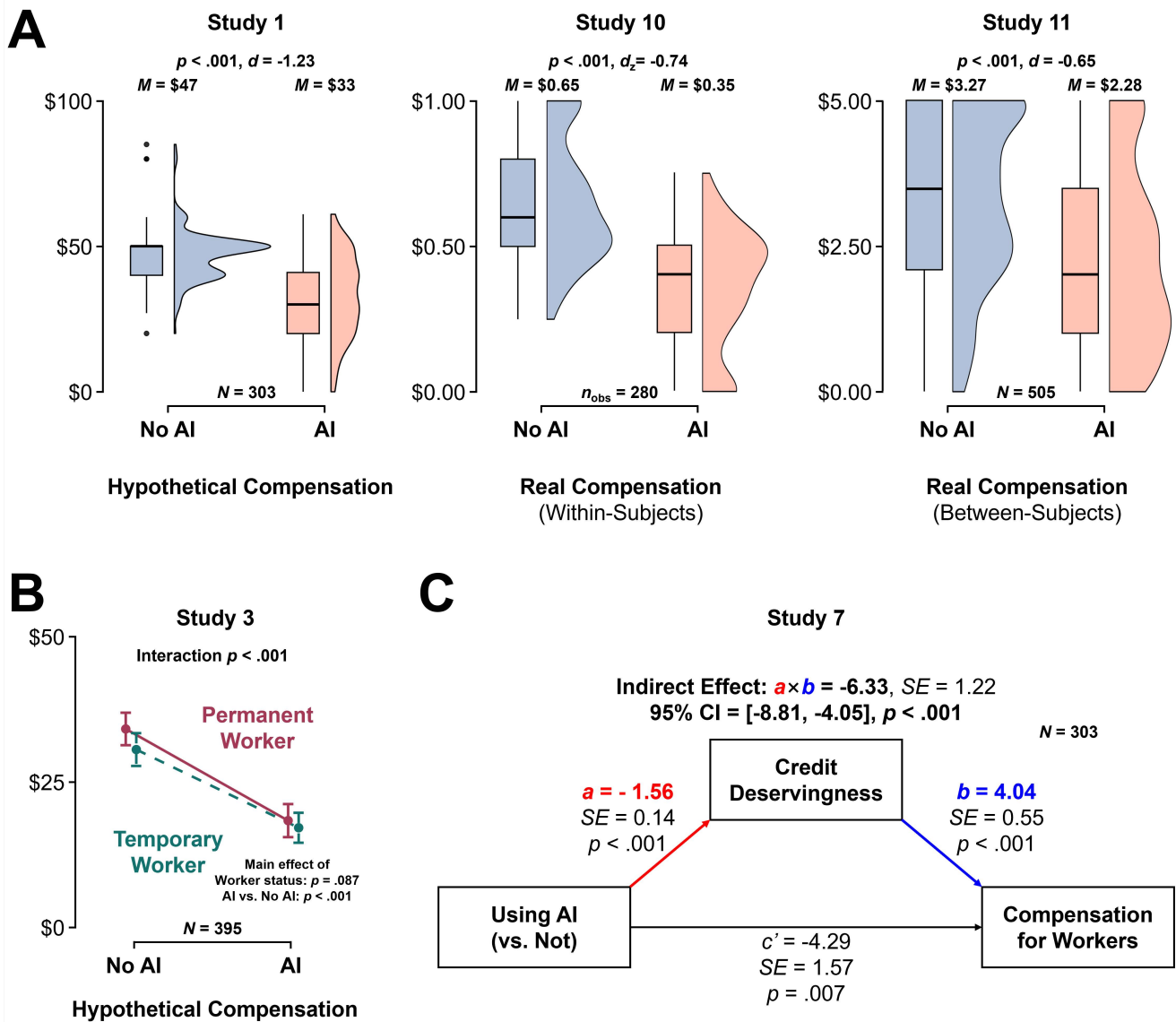
**Figure 1***Highlights of the Results Across Studies*

Fig. 1. Highlights of the results across studies. (A) participants reduced compensation for workers who used AI (AI condition) compared to workers who did not use AI (No AI condition), whether the workers' compensation was hypothetical (Study 1 among many other studies) or real (Studies 10 and 11). (B) This *AI Penalization* effect was observed both for permanent and temporary workers (Study 3 among three studies). (C) Mediation analyses revealed that workers' use of AI led people to perceive that AI-assisted workers deserve less credit for their work compared to unassisted workers, which in turn led them to reduce compensation for the AI-assisted workers (Study 7; replicated in Study 8).

### The AI Penalization Effect Is Not Weaker for Workers With Different Statuses

Studies 3 and 4 tested whether the AI Penalization effect may be weaker for workers with more permanent status. Specifically, we tested whether people would reduce compensation for

an AI-assisted worker (relative to an unassisted worker) *to a lesser degree* if the worker was hired permanently (e.g., full-time or salaried) than temporarily (e.g., freelancer).

In Study 3 ( $N = 395$ ), participants were assigned to one of four conditions in a 2 (Temporary vs. Permanent Worker)  $\times$  2 (AI vs. No AI) between-subjects design. All participants imagined a scenario similar to that of Study 1, namely, running a small business for which a graphic designer created a social media ad. Half of the participants were told that they “*hired* a graphic designer from an online freelancing platform” (Temporary Worker condition), whereas the other half were told that they “*assigned* a task to [their] salaried graphic designer to create [the ad]” (Permanent Worker condition). We manipulated the worker’s use of AI by either telling participants that the worker used AI (“From your earlier conversation with the designer, you know that they used an AI system to create the ad”; AI condition) or giving no indication of AI use (No AI condition). All participants then decided how they would compensate the worker by answering the dependent measure: “What amount would you give the designer as a bonus?” (a slider scale from \$0 to \$50 in \$1 increments).

Participants gave a smaller hypothetical bonus to an AI-assisted worker than to an unassisted worker—both when the worker was a freelancer ( $M_{AI} = \$15$  vs.  $M_{No\ AI} = \$27$ ;  $p < .001$ ) and when the worker was a salaried worker ( $M_{AI} = \$16$  vs.  $M_{No\ AI} = \$31$ ;  $p < .001$ ) in simple effects analyses; see Panel B of Figure 1. A two-way ANOVA revealed only the main effect of the AI condition to be significant,  $F(1, 396) = 112.86$ ,  $p < .001$ , and neither the AI Use  $\times$  Worker Status interaction effect ( $p = .41$ ) nor the main effect of Worker Status ( $p = .087$ ) reached statistical significance. These findings were conceptually replicated in Study 4 ( $N = 398$ ), which employed the same experimental design (2 [Temporary vs. Permanent Worker]  $\times$  2 [AI vs. No AI] between-subjects design) but featured changes in the scenario (see the *Methods* section and *SI Appendix*, Sections 4 and 5). Thus, in both Studies 3 and 4, participants reduced

compensation for an AI-assisted worker (relative to an unassisted worker), and this reduction was similar for temporary and permanent workers.

The results above suggest that permanent workers may be just as vulnerable to the AI Penalization effect as temporary workers. But perhaps workers with a long history of working with the same employer may be less vulnerable, as employers may be more reluctant to penalize employees for using AI if those employees share a long (vs. no) history of working with them. To test for this possibility, we conducted Study 5 ( $N = 200$ ), randomly assigning participants to one of four conditions in a 2 (No History vs. Long History)  $\times$  2 (AI vs. No AI) between-subjects design. Under the scenario similar to that of Study 2, participants were told either that the worker had no prior history of working with them (“Over the course of the year, you have hired different graphic designers...Today you found another graphic designer who agreed to create a new ad”) or had a long history of working with them (“Over the course of the past 4 years, you have been working with a graphic designer...Today you and the designer discussed creating a new ad”). We manipulated the worker’s use of AI in the same way as in Study 2 and used the same dependent measure.

As in the other studies, participants gave a smaller hypothetical payment to an AI-assisted worker than to an unassisted worker—both when the worker had no history of working with them ( $M_{AI} = \$36$  vs.  $M_{No\ AI} = \$48$ ;  $p < .001$ ) and when they had a long history of working with them ( $M_{AI} = \$40$  vs.  $M_{No\ AI} = \$53$ ;  $p < .001$ ) in simple effects analyses. A two-way ANOVA revealed a nonsignificant interaction between the History condition and AI condition ( $p = .86$ ), but significant main effects of both the History condition and the AI condition ( $ps < .004$ ). (Not surprisingly, participants gave higher payments to workers with a long collaboration history than to workers with no such history.) More importantly, the AI Penalization effect was *not attenuated* for workers with a long collaboration history compared to those with no history.

Together, Studies 3-5 show that people reduced compensation for workers who used AI compared to workers who did not use AI—regardless of whether the workers were hired permanently or temporarily (Studies 3 and 4) and regardless of whether they had a long history of working with them or not (Study 5). Put differently, neither the worker status (e.g., permanent vs. temporary) nor prior collaboration history (having a long vs. no history of working together) moderated people's tendency to reduce compensation for workers using AI. These results suggest that the AI Penalization effect is robust across workers with different statuses and that it may generalize to a wide range of employment situations.

### **The AI Penalization Effect Is Not Weaker Following Productivity Growth: Study 6**

So far, the scenarios used in studies have examined specific cases of a hypothetical worker using AI and have not depicted a likely outcome of using AI—namely, a productivity increase for the worker. Although people seem to readily reduce compensation for workers using AI, they may not do so if they recognize that workers' use of AI increased their productivity. We thus conducted Study 6 ( $N = 401$ ) to test the AI Penalization effect in the context of workers' productivity growth, conceptualized in abstract terms rather than presented with concrete details (as in previous studies).

Participants imagined running a small business with five employees (either full-time or part-time, randomly assigned) and seeing a productivity growth: "At the end of the year, you notice that the productivity of your...employees has slightly increased compared to the previous year." This productivity growth was attributed to the use of AI ("This increase in productivity was mainly due to the new AI tools you provided them earlier in the year"; AI condition), or no such attribution was made (No AI condition). (The experimental design was thus  $2$  [Full-Time vs. Part-Time]  $\times 2$  [AI vs. No AI] between-subjects.) Participants then answered the dependent measure with three choices: "Assuming that the current level of productivity...can be sustained

next year, would you adjust the compensation for the...employees? That is, would you increase or decrease the compensation, or keep it the same? (Decrease the compensation / Keep the compensation the same / Increase the compensation).”

Because we described workers’ productivity growth, most participants (66%) reported an intent to increase compensation for the workers. More importantly, however, we still find that the use of AI tools had a negative effect on compensation: The percentage of participants intending to increase the compensation for workers in the No AI condition was 79%, but this percentage significantly decreased to 52% in the AI condition,  $\chi^2(1) = 30.71, p < .001$ . This decrease in the proportion (of participants intending to increase the compensation) was comparable for part-time and full-time employees (see the results on the interaction term [ $p = .13$ ] in the logistic regression analysis in *SI Appendix*, Section 18). Thus, while recognition of workers’ productivity growth led people to increase compensation for them, the workers’ use of AI still had a negative effect on their hypothetical compensation, counteracting the positive effect.

### **Testing the Decrease in Credit Deservingness as a Possible Mechanism: Studies 7 and 8**

In Studies 7 and 8, we investigated a potential mechanism underlying the AI Penalization effect. Specifically, we tested whether people reduce compensation for workers using AI *because* they think that those workers deserve less credit for their work.

In Study 7 ( $N = 303$ ), participants were assigned to either the AI or No AI condition and imagined the same scenario as in Study 1 (i.e., running a small business and hiring a graphic designer who created a social media ad for them using AI or not). The study design, scenario, and dependent measure (hypothetical payment for the worker) were the same as in Study 1. Unlike Study 1, however, Study 7 asked three additional questions on a new page following the dependent measure. These questions measured credit deservingness—the extent to which

participants thought the worker deserved credit for their work (e.g., “How much credit do you think the graphic designer deserves for creating the ad? [1 = *No credit at all*, 7 = *All the credit*]”).

As predicted (<https://aspredicted.org/3nfn-p23y.pdf>), we replicated the findings from previous studies: Participants offered a smaller payment for the graphic designer in the AI condition ( $M = \$37$ ,  $SD = \$14$ ) than in the No AI condition ( $M = \$48$ ,  $SD = \$11$ ),  $t(301) = -7.47$ ,  $p < .001$ ,  $d = -0.86$ . More importantly, we estimated the hypothesized mediation model in which the designer’s use of AI affected their compensation indirectly through credit deservingness (see Figure 1, Panel C). Consistent with our preregistration, the estimated indirect effect was significant and negative,  $a \times b = -6.33$ ,  $SE = 1.22$ , 95% CI =  $[-8.81, -4.05]$ ,  $p < .001$ . That is, when participants were told about the designer’s use of AI (vs. when they were not told anything about the designer’s use of AI), they perceived that the designer deserved less credit for their work (i.e., creating the social media ad), which in turn led participants to offer their designer a smaller hypothetical payment.

Study 8 ( $N = 281$ ) tested again our proposed mechanism underlying the AI Penalization effect: workers’ use of AI reducing their compensation through credit deservingness. More importantly, Study 8 also tested whether the indirect effect of workers’ AI use on their compensation may be *attenuated* when reducing compensation was considered *less permissible*. We hypothesized that when it is less permissible to reduce worker compensation—for example, when their compensation is protected by an employment contract—the AI Penalization effect through credit deservingness may be weaker.

Study 8 participants were randomly assigned to one of four conditions in a 2 (AI vs. No AI)  $\times$  2 (More vs. Less Permissible [to Reduce Worker Compensation]) between-subjects design. We presented participants with a scenario adapted from Study 4 (see *SI Appendix*, Sections 5 and 9) and told them that an in-house web designer within their business organization “used AI tools



(ChatGPT and Midjourney)” to create a landing page for a new product launch (AI condition) or gave no such indication (No AI condition). More importantly, we manipulated permissibility of reducing worker compensation by telling participants either that “Your company has in the past consistently given bonus payments of \$100 for extra tasks such as this” (More Permissible condition) or that “It’s written into this designer’s *employment contract* for your company to give bonus payments of \$100 for extra tasks such as this” (Less Permissible condition). Participants then chose a hypothetical bonus for the designer and reported how much they thought the worker deserved credit for their work on the same three items measuring credit deservingness from Study 7.

We replicated findings from previous studies. Specifically, participants gave a smaller hypothetical bonus to the worker in the AI condition than in the No AI condition ( $M_{\text{No AI}} = \$106$  vs.  $M_{\text{AI}} = \$79$ ,  $p < .001$ ,  $d = -0.82$ ). Additionally, as in Study 7, the indirect effect of the worker’s AI use on hypothetical bonus through credit deservingness was significant and negative,  $a \times b = -22.67$ ,  $SE = 3.23$ , 95% CI =  $[-29.31, -16.55]$ ,  $p < .001$ . In other words, when participants were informed that the worker used AI tools for their work (vs. when there was no such indication), they perceived that the worker deserved less credit for their work, which in turn led them to reduce hypothetical compensation for the worker.

Next, we tested whether the indirect effect of workers’ AI use on their compensation may be *attenuated* when reducing compensation was considered *less permissible*. When we estimated the proposed moderated mediation model (depicted in Figure S5 in *SI Appendix*, Section 20), the indirect effect of AI use on worker’s compensation through credit deservingness was indeed moderated by whether it was considered more or less permissible to reduce worker’s compensation, the index of moderated mediation = 10.06, 95% CI =  $[0.37, 20.49]$ . Specifically, the indirect effect through credit deservingness was weaker in magnitude in the Less Permissible

condition,  $a \times b = -16.76$ ,  $SE = 4.13$ , 95% CI = [-25.41, -9.13], than in the More Permissible condition,  $a \times b = -26.82$ ,  $SE = 4.07$ , 95% CI = [-35.25, -19.21]. In other words, participants gave a smaller bonus to the worker using AI (than to the worker supposedly not using AI) based on their judgment that the AI-assisted worker deserved less credit, but this indirect effect was *attenuated* when participants recognized that reducing bonus this way was not permissible—e.g., when the bonus amount was written in the employment contract. Study 8 thus suggests that the extent to which it is permissible to reduce worker compensation may serve as a safeguard against the AI Penalization effect.

### **The AI Penalization Effect Is Not About Penalizing Assistance: Study 9**

One alternative explanation for the AI Penalization effect is that people reduce compensation for AI-assisted workers because those workers were not competent enough to do the work by themselves and needed to receive assistance from an outside source to do their work. In other words, receiving assistance per se may signal something negative about the worker, which in turn reduces the compensation people were willing to offer them. This alternative explanation was tested in Study 9 ( $N = 471$ ).

Study 9 participants were randomly assigned to one of three conditions in a between-subjects design: No Help vs. Help From AI vs. Help From Human. Participants imagined the same scenario as in Study 2 (running a small business and hiring a graphic designer). The No Help and Help From AI conditions were respectively identical to the No AI and AI conditions from Study 2. In the Help From Human condition, participants were informed that the worker received help from another human to do their work: “The graphic designer asked if they can work with *another graphic designer* for creating the ad, to which you agreed.” As in Study 2, all participants chose the payment they would offer the graphic designer.

Replicating the findings from Study 2, participants offered lower hypothetical payments to the designer assisted by AI ( $M = \$35.3$ ,  $SD = \$16.6$ ) than to the designer who received no assistance ( $M = \$48.6$ ,  $SD = \$11.2$ ),  $t(312) = -8.29$ , Holm-adjusted  $p < .001$ ,  $d = -0.94$ . More importantly, however, participants offered significantly *higher* hypothetical payments to the designer assisted by another human ( $M = \$53.6$ ,  $SD = \$16.8$ ) than to the designer who received no assistance ( $M = \$48.6$ ,  $SD = \$11.2$ ),  $t(312) = 3.13$ , Holm-adjusted  $p = .002$ ,  $d = 0.35$ . That is, instead of observing a reduction in compensation in the Help From Human condition, we observed an *increase* in compensation. These results suggest that people reducing compensation for workers assisted by AI is indeed an “AI Penalization” effect rather than a mere “Assistance Penalization” effect, as such reduction seems unique to assistance from AI and does not seem to extend to assistance from other entities like another human.

### **Real Bonus for Real Gig Workers: Studies 10 and 11**

Our studies thus far have examined the AI Penalization effect with *hypothetical* compensation for imaginary workers using scenarios. In Study 10 ( $N = 200$ ), we tested the AI Penalization effect with *real* compensation for *real* gig workers. To do so, we first recruited participants (workers;  $n = 60$ ) to work on a task either using AI or not. We then recruited a second group of participants (managers;  $n = 140$ ) to take on the role of manager that allocates real monetary bonuses among some of the previous workers with the knowledge of which workers had used AI.

Study 10 was conducted in two parts. In Part 1, workers wrote a short social media post to promote a fictional coffee maker—either using a ChatGPT interface, GPT for Researchers (G4R; Kim, 2025) or without using this AI tool; see *SI Appendix*, Section 11, “Part 1.” From 60 social media posts submitted by the workers, we selected four that were of similar length and quality, two of which were created with AI assistance and two without AI assistance. In Part 2,

we presented these four social media posts to 140 managers, informing them that the posts were submitted by four separate workers. In addition to randomizing the order of presentation, we randomly labeled two of the four workers as having used AI assistance, regardless of whether they actually did or not. For example, the social media posts came with labels like “Submission by Worker 1 (who used an AI tool)” or “Submission by Worker 4 (who did not use an AI tool).” After reviewing the four social media posts by four workers, each manager allocated a bonus of \$1.00 among the four workers. The managers were informed that their decisions would be used to determine the actual bonus payments that the workers would receive. And consistent with this information, we used managers’ bonus decisions to calculate and pay the average bonus amount to each of the four workers within a few days of data collection (in addition to the bonuses we had paid them to make their task incentive-compatible; see *SI Appendix*, Section 11, “Part 1”).

Following the preregistration (<https://aspredicted.org/9tsh-78jy.pdf>), we computed and compared the total bonuses each manager gave to AI-assisted workers and to unassisted workers. As predicted, managers gave smaller bonuses to workers who purportedly used AI ( $M = \$0.35$ ,  $SD = \$0.21$ ) than to workers who purportedly did not ( $M = \$0.65$ ,  $SD = \$0.21$ ),  $t(139) = -8.74$ ,  $p < .001$ ,  $d_z = -0.74$ , in a dependent  $t$ -test. We thus find evidence of the AI Penalization effect with real bonuses to real gig workers. We also conducted multilevel modeling and regression analyses which accounted for workers’ actual performance (see *SI Appendix*, Section 22 and Table S4). To do so, we recruited yet another group of participants (judges;  $n = 30$ ) and asked them to rate effectiveness of the social media posts (i.e., the likelihood that they would “encourage readers to learn more about the product”); these ratings served as our measure of workers’ performance. The analyses revealed results consistent with those from the dependent  $t$ -test: The purported use of AI by workers led managers to significantly reduce compensation for workers,  $b = -15.45$ ,  $SE = 1.46$ ,  $t(418) = -10.61$ ,  $p < .001$ , even when the model controlled for the effects of workers’

varying levels of performance. In sum, purported use of AI by real workers significantly reduced real bonuses allocated by managers.

Study 11 replicated the findings of Study 10 with a between-subjects experimental design. Specifically, a new set of participants ( $N = 505$ ) each acted as a manager overseeing one worker—a randomly chosen worker among the same four gig workers from Study 10. These managers were informed that they would decide an amount of bonus for their worker, which would serve as input to determine the actual bonus payment their worker would receive. Unlike in Study 10, each manager was shown only one social media post—randomly selected from the four posts used in Study 10—and was randomly assigned to one of two between-subjects conditions: AI versus No AI. In the AI condition, managers were told that their worker used an AI tool to create the social media post, whereas in the No AI condition, managers did not receive any information about their worker's use of AI. This information on the focal worker's use of AI was randomly assigned and did not necessarily reflect whether the previous gig worker actually used AI to create the post. The study design was thus a two-cell (AI vs. No AI) between-subjects design with an independent random assignment of the four social media posts. After reading the social media post, managers decided on the amount of bonus for their worker on a slider scale from \$0.00 to \$5.00 in \$0.01 increments. As in Study 10 and consistent with the instructions provided, we used managers' bonus decisions to calculate and pay the average bonus amount to each of the four workers within a few days of data collection (in addition to the previous sets of bonuses we had paid them).

Following the preregistration (<https://aspredicted.org/q4zz-yb4h.pdf>), we compared the bonuses that managers gave to AI-assisted workers and to unassisted workers. As predicted, managers gave smaller bonuses to their workers who purportedly used AI ( $M = \$2.28$ ,  $SD = \$1.58$ ) than to their workers who purportedly did not ( $M = \$3.27$ ,  $SD = \$1.46$ ),  $t(503) = -7.25$ ,  $p$

$< .001$ , in an independent  $t$ -test. Regression analyses accounting for workers' actual performance further supported this finding (see *SI Appendix*, Section 23 and Table S5). Thus, we find further evidence of the AI Penalization effect with real bonuses to real gig workers in a study employing a between-subjects design (just as we did with Study 10 employing a within-subjects design). Moreover, participants reduced bonuses for AI-assisted workers not only when those workers were *juxtaposed* with unassisted workers (Study 10), but also when these workers were evaluated in isolation—that is, when managers assessed a single worker without comparing AI use across workers (Study 11). It is also notable that this AI Penalization effect was found when real bonuses were *allocated* between different workers (Study 10) as well as when real bonuses were *chosen in isolation* for individual workers (Study 11). These results suggest that the AI Penalization effect is robust across both *comparative and non-comparative* contexts (i.e., whether AI use varies between workers or not) and across both *competitive and non-competitive* contexts (i.e., whether workers are competing for a fixed pool of bonuses or not).

## General Discussion

### Summary of the Findings

Across 11 studies ( $N = 3,846$ ), we consistently find robust evidence for the AI Penalization effect—people's tendency to reduce compensation for workers who use AI tools relative to workers who do not. Most importantly, this effect was observed both with real monetary compensation for real gig workers (Studies 10 and 11) and hypothetical compensation in scenarios (Studies 1-9). The effect was also unique to situations where workers received assistance from AI, rather than from another entity, such as another human worker (Study 9).

The AI Penalization effect was evident across various types of work, including social media content creation (Studies 10 and 11), graphic design (Study 1), web design (Study 3), and work described in general terms (Study 6). It applied consistently to workers of different

statuses, such as salaried (Study 3), full-time (Study 4), part-time (Study 6), and freelance workers (Study 3). The effect persisted regardless of collaboration history, appearing both for a newly hired worker and a worker with years of prior collaboration (Study 5), and was observed whether compensation decisions involved multiple workers (Studies 6 and 10) or a single worker (all other studies).

The effect also emerged across different forms of compensation, such as a required payment (Study 1), an optional bonus (Study 3), and a fixed bonus pool distributed among multiple workers (Study 10). It was unaffected by the timing of payment, occurring both before (Study 1) and after task completion (Study 3), and was robust to various methods used to elicit compensation decisions, including a slider scale (Study 1), a multiple-choice question (Study 6), and numeric entry (Study 10).

Moreover, the AI Penalization effect was observed when the output quality of AI-assisted and unassisted workers was described as matching a reference point (Study 3), equivalently framed as exceptional (Study 4), left open to interpretation (Study 1), or statistically controlled (Studies 10 and 11). Notably, the effect also persisted in the context of productivity growth, manifesting as *smaller increases* in compensation for AI-assisted workers compared to their unassisted counterparts (Study 6).

Building upon these findings, we investigated a mechanism underlying the AI Penalization effect. The results from our simple mediation analyses revealed that workers' use of AI led people to view them as deserving less credit for their work, which in turn reduced compensation for AI use (Studies 7 and 8). Additionally, this indirect effect of AI use on compensation reduction through credit deservingness *weakened* when reducing compensation was less permissible, such as when the compensation amount was specified and fixed in an employment contract (Study 8).

## **Implications of the Findings**

Results of Study 8 have important implications for both workers and policymakers. Study 8 shows that the AI Penalization effect through credit deservingness weakened when it was less permissible to adjust worker compensation—such as when reducing compensation would violate a term of an employment contract. This finding suggests that workers whose compensation is protected by rigid terms in employment contracts may be less likely to experience compensation reduction due to diminished credit deservingness. Conversely, however, workers without explicit contractual protections may face a higher risk of compensation reductions driven by the same mechanism. For example, independent contractors and freelancers who operate under general agreements regarding project scopes or hourly rates rather than fixed compensation terms may be particularly vulnerable to compensation reductions when using AI. Similarly, workers under implied or informal contracts, those under flexible compensation schemes (e.g., based on performance), those whose compensation is adjustable during probationary periods, or even those who work in startups or tech companies (where employment agreements might emphasize equity, stock options, or future profits rather than fixed compensations), may also be especially vulnerable to the AI Penalization effect. Thus, our findings suggest that workers negotiating employment contracts and expecting to use AI in their work may want to be especially mindful of how their compensation will be determined and how they may be vulnerable to the AI Penalization effect.

For policymakers, our findings highlight the need to prevent a possible exacerbation of compensation inequality among workers. As AI use becomes more widespread at work, workers in flexible arrangements (e.g., those without fixed compensation) may face disproportionate risks of compensation reduction. As flexible arrangements tend to be more common in lower-wages jobs than in higher-wage jobs (31), workers in lower-wage jobs may be more likely to experience



compensation reduction due to their AI use lowering credit deservingness, compared to workers in higher-wage jobs. This in turn could widen the wage gap between workers in lower- and higher-wage jobs and possibly exacerbate compensation inequality among workers. To address or prevent this outcome, policymakers may consider offering greater protection for workers in flexible arrangements or incentivizing employers to increase transparency in how AI use influences compensation decisions.

Our findings also suggest that there may be something unique about AI that affects people's judgments differently than other tools. In Study 9, participants penalized workers for being assisted by AI but not for being assisted by another human worker. This result is interesting because what separates AI from other tools is arguably the human-likeness of AI. Accordingly, one might think that assistance from AI and assistance from another human might lead to similar reductions in compensation (at least to the extent that AI is like a human). But this is not what we found. If there is indeed something unique about AI (apart from its human-likeness) that drove the AI Penalization effect, it underscores the need for further research to understand exactly what it is about AI that produces phenomena like the AI Penalization effect.

### **Limitations and Other Directions for Future Research**

While our approach of controlling for natural outcomes of workers' AI use (e.g., performance boost or effort reduction) enhances the internal validity of our findings, it may limit their ecological validity. To investigate the effect of AI use in isolation, we ensured in most of our studies that the only difference between the AI and No AI conditions was the disclosure of the workers' use of AI. In other words, apart from the information on whether workers used AI or not, we eliminated all other sources of variation, such as differences in workers' effort or performance. Although this careful manipulation ensured that any effect on worker compensation would be exclusively attributed to AI use (and any resulting inferences), it may

have had an unintentional negative impact on the ecological validity of our findings. In real work settings, AI use can impact various factors of work that can affect decisions on worker compensation. For example, recent research shows that AI use can improve workers' performance and reduce their effort (22, 32–34), but because our study designs held such differences in performance and effort constant, they may not adequately reflect certain real-life work situations. Notably, our Studies 10 and 11 did measure variations in performance between the AI and No AI conditions (see *SI Appendix*, Section 11, “Part 3”) and statistically controlled for their effects on compensation (see *SI Appendix*, Sections 22 and 23), but future research can do more to address concerns about other factors of work not explicitly examined in this paper (e.g., effort). For example, future research may examine what would happen to worker compensation when AI use simultaneously reduces their effort and responsibility but boosts their performance. This is an important empirical question not answered by this paper, and the answer may depend on the relative importance or magnitude of changes on such possible determinants of worker compensation. Recent work addresses similar questions (22), and we encourage further exploration in this area to deepen our understanding of AI's multifaceted impact on worker compensation. Moving beyond the scope of our investigation, future research may explore additional psychological mechanisms that could produce effects similar to the AI Penalization effect (e.g., workers using AI tools being penalized in social evaluations relative to those using traditional tools because they are perceived to be lazier (9)).

Another limitation of our research is that many of our studies were scenario-based, which may limit the generalizability of our findings. However, Studies 10 and 11 did examine real monetary compensation for real gig workers (despite the use of a hypothetical work task) and still found a large reduction in compensation for workers using AI. Future research can further

test or expand on our findings by examining more real-world compensation decisions across diverse workplace settings to better assess the generalizability of the AI Penalization effect.

### **Conclusion**

Our research shows that people consistently reduce compensation for workers who use AI tools relative to workers who do not—a phenomenon we term the “AI Penalization” effect. This effect was observed both for real monetary compensation and hypothetical compensation, and it was robust across various work types, worker statuses, forms and timing of compensation, and methods of eliciting compensation decisions (among other factors tested). People reduce compensation for AI-assisted workers (vs. unassisted workers) likely because they think those workers deserve less credit for their work. However, the AI Penalization effect through credit deservingness diminished when reducing compensation was less permissible, such as under rigid terms of employment contracts. Our findings highlight the potential of AI use exacerbating inequality in worker compensation, as workers without contractual protections may be more vulnerable to the AI Penalization effect. As AI reshapes our work and the labor market, it will become increasingly critical to consider and address its potential negative impacts on workers and shared expectations of economic equity.

## Methods

### Research Transparency Statement

This research was approved by the Institutional Review Board at [redacted for peer review] (IRB #: 23-12-14). Funding was provided by [redacted for peer review]. We have no conflicts of interest to disclose. All participants were recruited from Prolific and were adults who provided informed consent. We did not exclude any participants who completed the study from our analyses. Five of the 11 studies were preregistered (Studies 1, 2, 7, 10, and 11). All preregistrations, data, and analyses code will be available prior to publication on the project's Open Science Framework page: <https://osf.io/awhbg/>

### Study 1

Study 1 tested whether people reduce hypothetical compensation for workers who use an AI system to complete a task. We recruited 303 workers from Prolific and randomly assigned them to one of two conditions: AI versus No AI. In both conditions, participants read and imagined a scenario in which they were running a small business. Participants imagined that they have hired different graphic designers to create social media ads throughout the year and that they have paid the designers “between \$40 and \$60 for about an hour’s work.” They further imagined that they had found a new graphic designer who agreed to create a new ad for them. In the AI condition, the scenario continued with the sentence: “The graphic designer asked if they could use an AI system to assist in creating the ad, and you agreed.” This sentence was absent in the No AI condition. Then, in both conditions, participants read that the graphic designer estimated it would take about an hour to create the ad. We then asked participants, “How much payment would you offer them?” Participants determined their hypothetical compensation for the graphic designer on a 101-point slider scale from \$0 to \$100 with \$1 increments (and the slider button initially anchored at \$0). After answering this dependent measure, participants provided

demographic information (age and gender) to complete the study. The materials of this and all other studies are presented in *SI Appendix*. For Study 1 materials, see *SI Appendix*, Section 2.

## **Study 2**

Study 2 was a nearly direct replication of Study 1. The only notable difference was that Study 2 participants entered the study immediately after completing another study for an unrelated project. That is, Study 2 participants were recruited for two studies (one unrelated study for another project, in addition to Study 2), whereas Study 1 participants were recruited only for Study 1.

The design of Study 2 was identical to that of Study 1, randomly assigning participants to either the AI or No AI condition. Study 2 recruited a slightly larger sample of participants ( $N = 359$ ), but all other aspects of the study were the same as in Study 1, except for very minor differences (e.g., having a preamble before the scenario for a smoother transition from the unrelated study [“We have one last unrelated question”] or changes in wording such as “Over the course of the year, you have hired different graphic designers...” vs. “Throughout the year, you have hired different graphic designers...”). For Study 2 materials, see *SI Appendix*, Section 3.

## **Study 3**

Study 3 tested the robustness of findings from Studies 1 and 2 by featuring four main differences. First, Study 3 investigated whether the AI Penalization effect might differ for temporary and permanent workers. That is, whereas Studies 1 and 2 examined people’s decisions to compensate only the workers who were hired temporarily (i.e., graphic designers who were hired for a one-off task of creating a social media ad), Study 3 directly manipulated the type of workers (temporary or permanent workers) to test whether the AI Penalization effect might differ between the different types of workers. Second, Study 3 tested whether the reduction observed in one kind of compensation (i.e., a “payment” that implies a required, agreed-upon price to pay for

service rendered) might also be observed for a different kind of compensation (i.e., a “bonus” which is an optional, additional payment for a service). Third, Study 3 tested whether reduction in compensation would occur after the task is completed rather than before the task is completed. Lastly, Study 3 tested whether reduction in compensation would occur even when the quality of the workers’ output is held constant.

Study 3 used a scenario adapted from that of Study 1 and employed a 2 (Temporary vs. Permanent Worker)  $\times$  2 (AI vs. No AI) between-subjects design. As in Study 1, participants across the four conditions ( $N = 400$ ) read and imagined a scenario in which they were running a small business. In the Temporary Worker condition, participants imagined that they “hired a graphic designer from an online freelancing platform to create a social media ad for [their] business,” whereas in the Permanent Worker condition, participants imagined that they “assigned a task to [their] salaried graphic designer to create a social media ad for [their] business.” Participants in all four conditions further read that they “received the ad they created... and [were] satisfied with it. The quality of the ad matche[d] that of other ads [they] have recently used for [their] business.” This scenario detail ensured that all participants, regardless of their condition, perceived the worker’s output to be of uniformly high quality. Participants then read about a reference range of a bonus to give to the worker (“You typically consider offering a bonus between \$0 and \$50 for such work”). At this point in the scenario, we manipulated the worker’s use of AI: In the AI condition, participants read that “From your earlier conversation with the designer, you know that they used an AI system to create the ad,” whereas this sentence was absent in the No AI condition. Participants then answered the dependent measure of the study: “What amount would you give the designer as a bonus?” (followed by a 51-point slider scale from \$0 to \$50 in \$1 increments with the slider button anchored at \$0). Afterwards,

participants answered exploratory measures and provided demographic information (age and gender) to complete the study. For Study 3 materials, see *SI Appendix*, Section 4.

#### **Study 4**

Study 4 tested the same hypotheses with the same design as in Study 3 but featured some changes in the scenario. Study 4 again tested (1) whether people would reduce compensation for workers using AI and (2) whether such a reduction in compensation would occur for both temporary and permanent workers.

As in Study 3, Study 4 employed a 2 (Temporary vs. Permanent Worker)  $\times$  2 (AI vs. No AI) between-subjects design. As in previous studies, participants across the four conditions ( $N = 398$ ) imagined a scenario in which they were running a small business. Unlike in previous studies, however, participants imagined “launch[ing] a new product” and working with a *web* designer to “create a dedicated landing page for it” (rather than creating a social media ad with a graphic designer). The descriptions for worker type were changed as well: Instead of a “salaried” graphic designer and a graphic designer “from an online freelancing platform,” the workers were respectively described as “full-time” and “freelance” web designers to maintain parallelism in wording. The quality of the workers’ outputs was controlled with a more specific description: “[Y]ou reviewed the landing page they designed, and you are impressed with the result. The page is visually appealing and functional.” We manipulated the use of AI by including or excluding the sentence, “During your earlier discussion, [the worker] mentioned that they used an AI tool to assist with the design.” Finally, participants chose a bonus for the worker on a different scale (\$50 to \$150, rather than \$0 to \$50). Aside from these differences, all other aspects of Study 4 mirrored those of Study 3. For Study 4 materials, see *SI Appendix*, Section 5.

### Study 5

Studies 3 and 4 show that worker status (i.e., whether a worker is hired temporarily or permanently) does not moderate people's tendency to reduce compensation when workers use AI. In Study 5, we tested whether having a prior history with the worker might attenuate such reduction in compensation.

We randomly assigned 200 participants to one of four conditions in a 2 (No History vs. Long History)  $\times$  2 (AI vs. No AI) between-subjects design. As in previous studies, participants imagined that they ran a small business, and the scenario details matched those of Study 2. In the No History condition, participants imagined hiring a new graphic designer with whom they had no prior history of working together ("Over the course of the year, you have hired different graphic designers... Today you found another graphic designer who agreed to create a new ad"). In the Long History condition, participants imagined working with one designer for a long time ("Over the course of the past 4 years, you have been working with a graphic designer... Today you and the designer discussed creating a new ad"). The worker's use of AI was manipulated the same way as in Study 2, by including or excluding the sentence, "The graphic designer asked if they [could] work with an AI system for creating the ad, to which you agreed." The study's dependent measure asked participants to choose the amount of payment to offer the designer on a slider scale from \$0 to \$100. After choosing the payment amount, participants reported age and gender to complete the study. For Study 5 materials, see *SI Appendix*, Section 6.

### Study 6

Study 6 further tested the robustness of the AI Penalization effect by making changes in five main aspects. First, we used an alternative method to measure the dependent variable, replacing a slider scale with a ternary choice measure. Second, we examined the AI Penalization effect in the context of productivity growth by emphasizing that workers' productivity increased



(with or without the use of AI)—a realistic workplace outcome not explored in previous studies. Third, we investigated a different category of workers, namely, part-time workers (rather than freelancers). Fourth, we modified the scenario to involve multiple workers rather than a single worker, which better reflects more common real-world business contexts. Lastly, we made the scenario more abstract by removing details on payment structures, specific tasks, and industry context.

We randomly assigned 401 participants to one of four conditions in a 2 (Temporary vs. Permanent Worker)  $\times$  2 (AI vs. No AI) between-subjects design. In all conditions, participants imagined that they ran a small business with five employees, but these employees were described either as “part-time employees” in the Temporary Worker condition or “full-time employees” in the Permanent Worker condition. More importantly, the scenario in this study described a growth in productivity: “At the end of the year, you notice that the productivity of your [full-time / part-time] employees has slightly increased compared to the previous year.” This productivity growth was attributed to the use of AI in the AI condition (“This increase in productivity was mainly due to the new AI tools you provided them earlier in the year”), or no such attribution was made in the No AI condition.

Aside from the information about productivity growth, the scenario did not feature any concrete details like those featured in previous studies (e.g., specific tasks like creating a social media ad or a landing page, or industry contexts like graphic or web design). Based on the abstract information alone, then, participants answered the dependent measure with three choices: “Assuming that the current level of productivity [driven by the AI tools (this phrase was inserted accompanied by commas only in the AI condition)] can be sustained next year, would you adjust the compensation for the [full-time / part-time] employees? That is, would you increase or decrease the compensation, or keep it the same? (Decrease the compensation / Keep

the compensation the same / Increase the compensation).” After answering this question, participants answered an exploratory measure and provided demographic information to complete the study. For Study 6 materials, see *SI Appendix*, Section 7.

### Study 7

Having found that people reduce compensation for workers using AI (Studies 1 and 2) and having confirmed that this effect was robust (Studies 3–6), we conducted Study 7 to examine whether this AI Penalization effect might be explained by a perceived reduction in credit deservingness associated with the use of AI. To this end, we replicated the design of Study 1 and additionally assessed how much credit participants thought the workers deserved for their work.

We recruited 303 workers from Prolific and randomly assigned them to either the AI or No AI condition. As in Study 1, participants imagined hiring a graphic designer who created a social media ad for them either using an AI system or not (i.e., no indication of their AI use). After participants answered the dependent measure—their choice of the hypothetical payment amount for the designer—they answered three questions assessing *how much credit they thought the designer deserved for their work* (hereafter, *credit deservingness*): (1) “How much credit do you think the graphic designer deserves for creating the ad? (1 = *No credit at all*, 7 = *All the credit*)”; (2) “How responsible do you think the graphic designer was for creating the ad? (1 = *Not at all responsible*, 7 = *Completely responsible*)”; (3) “How important do you think the graphic designer's role was in creating the ad? (1 = *Not at all important*, 7 = *Extremely important*).” Participants then reported age and gender to complete the study. For Study 7 materials, see *SI Appendix*, Section 8.

### Study 8

We conducted Study 8 with two goals in mind: to test again the simple mediation model from Study 7 and to explore whether the mediation might be moderated by the extent to which

the act of reducing worker compensation was *permissible*. We hypothesized that when it is less permissible to reduce worker compensation—for example, because their compensation is protected by an employment contract—then the AI Penalization effect through credit deservingness might weaken. We thus adapted the scenario from Study 4 not only to manipulate whether a worker used AI, but also to create two different situations where reducing worker compensation was more or less permissible.

We randomly assigned 281 participants to one of four conditions in a 2 (AI vs. No AI) × 2 (More vs. Less Permissible [to Reduce Worker Compensation]) between-subjects design. All participants imagined that they ran “a small company that sells consumer products” and that they “decided to launch a new product and wanted to create a dedicated landing page for it.” Unlike in Study 4, Study 8 scenario described working with an *in-house* web designer and did not explicitly describe them as “full-time” or “freelance.” Moreover, the scenario explicitly described the task as an *extra* task (outside of their regular tasks) voluntarily accepted by the worker based on mutual agreement with the participant: “You asked your web designer whether they would be interested in creating the landing page. They agreed to do so as an extra task, in addition to their regular tasks.” As in Study 4, Study 8 scenario controlled the quality of the work output to be high but explicitly mentioned a realistic amount of time taken to complete the task: “Within just three days of taking on the task, the designer delivered a landing page that was visually appealing and functioned exactly as you envisioned.”

At this point, we manipulated the use of AI with a more realistic detail that was not included in Study 4. In the AI condition, participants read: “During your conversation about the task, the designer mentioned that they used AI tools (ChatGPT and Midjourney) to create the page.” In the No AI condition, this sentence was omitted. Finally, participants imagined

choosing the amount of bonus for the designer (“You are considering offering a bonus for this good work”).

At this point in the scenario, we manipulated the extent to which it was permissible to reduce the worker’s compensation. Specifically, in the Less Permissible condition, participants read “Your company writes into employment contracts to give bonus payments of \$100 for extra tasks such as this,” whereas in the More Permissible condition, they read, “Your company has in the past consistently given bonus payments of \$100 for extra tasks such as this.” Thus, we presented the same reference bonus amount of \$100 in all conditions, but this amount reflected either a strict term in the employment contracts (in the Less Permissible condition) or the company’s past behavior (in the More Permissible condition). By explicitly telling participants that the amount was written in the employment contract, we sought to convey that reducing the bonus amount would not be permissible, or at least be less permissible than simply deviating from the past behavior. After reading this last sentence of the scenario, participants chose the bonus amount for the designer on a 201-point slider scale from \$0 to \$200. Participants then answered the three mediator items measuring credit deservingness (the same items as in Study 7) and reported age and gender to complete the study. For Study 8 materials, see *SI Appendix*, Section 9.

## **Study 9**

Studies 1–8 show that people penalize workers when the workers receive help from AI—but is this effect unique to AI? In other words, do people penalize workers for receiving help from AI specifically or for receiving help from any entity at all? Study 9 was conducted to explore these questions. We used the same scenario as in Study 2 and included the same No AI and AI conditions (respectively labeled “No Help” and “Help From AI” conditions). More importantly, however, we added a third condition (labeled “Help from Human” condition) whose

scenario described a worker receiving help from *another human worker*. We reasoned that if people penalize workers for receiving help from any entity, we should observe a reduction in compensation in both the Help From AI and Help From Human conditions. However, if people penalize workers for receiving help specifically from AI, then we should observe a reduction in compensation only in the Help From AI condition and not in the Help From Human condition. Therefore, Study 9 allowed us to test whether our effect is indeed an “AI Penalization” effect, rather than an “Assistance Penalization” effect.

We randomly assigned 471 participants to one of three conditions (No Help vs. Help From AI vs. Help From Human) in a between-subjects design. As in Study 2, all participants entered Study 9 immediately after completing another study for an unrelated project. The No Help and Help From AI conditions were respectively identical to the No AI and AI conditions from Study 2. Participants in all conditions imagined running a small business and hiring a graphic designer to create a social media ad. In the Help From AI condition, participants learned that the designer received help from an AI system to create the ad (“The graphic designer asked if they can work with an AI system for creating the ad, to which you agreed”), whereas in the Help From Human condition, participants learned that the designer received help from another human to create the ad (“The graphic designer asked if they can work with another graphic designer for creating the ad, to which you agreed”). In the No Help condition, the sentence about the designer receiving help (from either AI or another human) was omitted. In all conditions, participants chose the payment for the designer (i.e., answered the question, “How much payment would you offer them?” on a 101-point slider scale from \$0 to \$100). Participants then reported demographic information to complete the study. For Study 9 materials, see *SI Appendix*, Section 10.

**Study 10**

So far, we have used scenarios to investigate whether and why people might reduce compensation for workers using AI. In Study 10, we examined whether this reduction in compensation extends to real payments made to real workers. To do so, we first recruited participants to work on a task either using AI or not. We then recruited a second group of participants to take on the role of manager that allocates real monetary bonuses among some of the previous workers with the knowledge of which workers had used AI. We thus tested whether the AI Penalization effect would be replicated with real monetary compensation to real workers.

In addition, by recruiting different participants to work on the same task, Study 10 allowed the quality of workers' outputs to vary naturally. Study 10 then examined the effect of AI use on worker compensation while statistically controlling for this natural variation in workers' output quality. In some of the previous studies, we artificially held workers' output quality constant through scenario details (e.g., by telling participants that the outputs of the workers who used AI and those who did not use AI were both "impress[ive]," "good," or "appealing" as in Studies 4 and 8). In other studies, we allowed participants to make different inferences about workers' (future) output quality in the AI and No AI conditions by not providing such details in the scenario (e.g., Studies 1 and 5). However, the scenarios used in these studies may have resulted in a perceived difference in workers' output quality between the AI and No AI conditions. For example, a "good work" done with AI and a "good work" done without AI may not be of the same quality in participants' minds. So, it is possible that such a difference in perceived quality of workers' outputs between the AI and No AI condition could drive the difference in worker compensation. Study 10 thus addressed this concern by allowing a natural variation in workers' output quality and statistically controlling for this variation.

Study 10 was conducted in two parts. In Part 1, we recruited from Prolific 60 participants (hereafter, *the workers*) to work on a task as gig workers. The workers were first thanked for participating in the study and were informed that they would “write a short social media post to promote a fictional product.” They were further told that a judge or judges would evaluate the social media posts in terms of “how likely they [were] to encourage readers to learn more about the product,” and that if their post ranked among the top 50% of all the posts, they would receive a bonus payment of \$0.30. (We paid out these bonuses shortly after the data collection in Part 1.) We then asked the workers, “Are you motivated to write a social media post that earns a bonus? [Yes, I am motivated / No, I am not really motivated].” We used this item to screen out submissions from unmotivated workers when presenting their work to managers.

The workers then received the instructions for the task. Specifically, they were asked to imagine that they were a social media manager for a product and to “write a 2-4 sentence social media post that grabs attention and encourages readers to learn more about the product.” They then received information on the product name (“Beannovation”) and product description (“Beannovation is a cutting-edge coffee maker... Brew a rich, barista-quality cup in just 3 minutes...”). The workers received more detailed instructions for writing the social media post (“Highlight the key benefit(s)... End with a call to action”) and saw an example of a social media post. The exact materials presented to the workers are included in *SI Appendix*, Section 11, “Part 1.”

At this point, we manipulated the workers’ use of AI. Below the aforementioned example of a social media post, a randomly selected half of the workers were presented with the instructions to use an AI tool for the task: “For this task, please use our ChatGPT interface by clicking the button below.” Below these instructions was a button that the workers could click, and once they clicked the button, a new browser tab opened and presented the workers with an

interface that allowed them to directly interact with ChatGPT to receive assistance for the task. This AI assistance feature was added using the free program *G4R* (“*GPT for Researchers*”) (30). After the workers used ChatGPT to draft or refine their social media post, they returned to the original study page and entered their social media post in a text box. For the other half of the workers, no AI tool was provided, and these workers wrote a social media post on their own. (In this No AI condition, submissions from workers who later reported using AI were excluded for managers’ evaluation.) After writing their social media posts, all workers answered exploratory questions which asked whether and how they used an AI tool for the task (either within or outside the study) and provided demographic information to complete the study; see *SI Appendix*, Section 11, “Part 1,” for all measures used in the study.

From the 60 social media posts submitted in Part 1, we selected stimuli to be used in Part 2. Specifically, we selected four social media posts that were of similar length and quality (as judged by the first author), two of which were produced by workers using AI and the other two produced by workers not using AI. These four submissions were chosen as workers’ output to be evaluated by managers in Part 2.

In Part 2, we recruited from Prolific 140 participants (hereafter, *the managers*) who would take on the role of managers overseeing the workers from Part 1. The managers were first thanked for participating in the study and were informed that they would “make decisions as a manager overseeing four gig workers who participated in our previous study on Prolific.” They were informed that the workers had previously written social media posts for a product and were presented with the same information on product name and description that had been presented to the workers.

Each of the 140 managers were asked to “review the submissions from four workers and allocate a total bonus of \$1.00 among them.” These submissions from four workers referred to



those social media posts selected as stimuli for Part 2. The managers were further informed that the bonus amount they assign to each worker would “serve as input to determine the actual bonus payments” that the workers receive. Before reviewing the social media posts, the managers received a note in red font which stated that “[s]ome workers were provided with an AI tool to assist in creating their social media posts” and that whether a given worker used AI would be indicated for each post.

Next, each of the 140 managers reviewed the same four social media posts. Importantly, these posts came with labels that indicated whether the workers used AI; see *SI Appendix*, Section 11, “Part 2.” For example, above the first social media post was the label “Submission by Worker 1 (who used an AI tool)” with the parenthetical remark in red font. We randomized the order of the four social media posts, as well as which two of the posts would be labeled as assisted by AI (“who used an AI tool”) and which two would be labeled as unassisted by AI (“who did not use an AI tool”). Thus, the labels indicating whether the worker used AI or not were affixed to the posts *independently* of whether the workers actually used AI or not. After reviewing the four social media posts by four workers, each manager decided the amount of bonus to give to each worker by entering a number between 0 and 100 (representing \$1.00 or 100 cents) in each of four text boxes (“Bonus for Worker 1: \_\_\_\_; Bonus for Worker 2: \_\_\_\_; [and so on]”). (We later used managers’ bonus decisions to calculate and pay the average bonus amount to each of the four workers within a few days of data collection.) The managers then provided demographic information to complete the study. For Study 10 materials, see *SI Appendix*, Section 11.

## Study 11

We recruited 505 participants (hereafter, *the managers*) and randomly assigned them to one of two conditions (No AI vs. AI) in a between-subjects design. All the managers were told

that they would make a decision as a “manager overseeing a gig worker who participated in our previous study.” The managers then received the same information as in the Part 2 of Study 10: that the workers had previously crafted social media posts about a product, along with the product name and description presented to the workers. Next, the managers were informed that they would act as a manager overseeing *one of the workers* and were asked to review the submission from their worker and choose a bonus amount between \$0.00 and \$5.00 for their worker. They further learned that the bonus amount they choose will “serve as input to determine the actual bonus payment” the worker receives.

At this point, we manipulated the worker’s purported use of AI by inserting a note indicating the worker’s use of AI in the AI condition (“Note: This worker used an AI tool to create their social media post”) or not inserting this note in the No AI condition. Whether this note was included or not was random and independent of whether the focal worker actually used AI. The managers then saw the social media post created by their worker. Here, we randomly selected and presented one of the four social media posts used in Part 2 of Study 10 as their worker’s submission. After reading their worker’s social media post, the managers chose an amount of bonus for their worker using a slider scale (\$0.00 to \$5.00 in \$0.01 increments). (We later used the managers’ bonus decisions to calculate and pay the average bonus amount to each of the four workers within a few days of data collection, in addition to previous sets of bonuses we had paid them). The managers then answered an unrelated question for a different research project and reported demographic information to complete the study. For Study 11 materials, see *SI Appendix*, Section 12.

**Supporting Information****for*****The AI Penalization Effect: People Reduce Compensation for Workers Who Use AI***


Jin Kim, Shane Schweitzer, Christoph Riedl, and David De Cremer


D'Amore-McKim School of Business, Northeastern University

**Author Note**

Jin Kim  <https://orcid.org/0000-0002-5013-3958>

Shane Schweitzer  <https://orcid.org/0000-0002-4548-0410>

Christoph Riedl  <https://orcid.org/0000-0002-3807-6364>

David De Cremer  <https://orcid.org/0000-0002-6357-9385>

We have no conflicts of interest to disclose. Questionnaires, data, analysis code, and additional materials will be openly available at the project's Open Science Framework page,

<https://osf.io/awhbg/>

Correspondence concerning this article should be addressed to Jin Kim, D'Amore-McKim School of Business, 360 Huntington Avenue, Boston, MA 02115, U.S.A. Email:

[jin.kim1@northeastern.edu](mailto:jin.kim1@northeastern.edu)

### Table of Contents for *SI Appendix*

Section 1. Participant Demographics by Study .....	45
Table S1.....	45
Section 2. Study 1 Materials .....	46
Section 3. Study 2 Materials .....	47
Section 4. Study 3 Materials .....	48
Section 5. Study 4 Materials .....	50
Section 6. Study 5 Materials .....	52
Section 7. Study 6 Materials .....	53
Section 8. Study 7 Materials .....	54
Section 9. Study 8 Materials .....	56
Section 10. Study 9 Materials .....	58
Section 11. Study 10 Materials .....	59
Section 12. Study 11 Materials .....	70
Section 13. Study 1 Detailed Results.....	73
Section 14. Study 2 Detailed Results.....	74
Section 15. Study 3 Detailed Results.....	75
Figure S1 .....	75
Section 16. Study 4 Detailed Results.....	77
Section 17. Study 5 Detailed Results.....	79
Section 18. Study 6 Detailed Results.....	80
Table S2.....	80
Figure S2 .....	81
Section 19. Study 7 Detailed Results.....	83
Figure S3 .....	83
Table S3.....	84
Figure S4 .....	85
Section 20. Study 8 Detailed Results.....	87
Figure S5 .....	88
Section 21. Study 9 Detailed Results.....	89
Section 22. Study 10 Detailed Results.....	90
Table S4.....	91
Section 23. Study 11 Detailed Results.....	93
Table S5.....	94
References.....	95

## Section 1. Participant Demographics by Study

All participants were recruited from the crowdsourcing platform Prolific ( $N = 3,846$ ). Table S1 below shows the demographic information by study and participant type.

**Table S1**

### *Participant Demographics by Study and Sample Type*

Study	Participant Type	N	Age			Gender Distribution			% White*	% Holding Bachelor's Degree or Higher*	Median Household Income (Category) *
			Mean	SD	Median	Men	Women	Other			
1	Participants	303	41	13	39	49%	50%	1.0%	-	-	-
2	Participants	359	39	13	38	52%	47%	0.6%	70%	56%	\$60,000–\$69,999
3	Participants	395	39	13	37	39%	59%	1.0%	-	-	-
4	Participants	398	42	14	39	43%	55%	1.0%	-	-	-
5	Participants	200	39	13	35	35%	64%	2.0%	-	-	-
6	Participants	401	39	14	37	39%	60%	1.0%	-	-	-
7	Participants	303	40	13	38	50%	49%	1.3%	-	-	-
8	Participants	281	40	14	37	46%	54%	0.3%	-	-	-
9	Participants	471	40	14	37	49%	48%	2.8%	71%	57%	\$60,000–\$69,999
10	Gig workers	60	36	11	34	45%	55%	0.0%	70%	68%	\$70,000–\$79,999
10	Managers	140	35	12	32	50%	48%	2.1%	47%	53%	\$50,000–\$59,999
10	Judges	30	33	15	28	53%	47%	0.0%	-	-	-
11	Managers	505	40	13	38	50%	49%	0.8%	67%	62%	\$60,000–\$69,999

\* Demographic information beyond age and gender (i.e., race or ethnicity, education, household income) was collected only in certain studies, and is reported only where available.

**Section 2. Study 1 Materials**

[\[Prolific ID Entry and Consent Form\]](#)

[\[Page Break\]](#)

Thank you for participating in our study!

In this study, we will ask you to imagine a scenario and answer a question.

[\[Page Break\]](#)

Imagine that you run a small business.

Throughout the year, you have hired different graphic designers to create social media ads, paying each one between \$40 and \$60 for about an hour's work.

Today, you found a new graphic designer who has agreed to create a new ad for you.


**[AI vs. No AI manipulation:** The designer asked if they could **use an AI system to assist in creating the ad**, and you agreed. **(AI condition only)]**

They estimated it would take about one hour to create the ad.

**How much payment would you offer them?**

\$0    \$10    \$20    \$30    \$40    \$50    \$60    \$70    \$80    \$90    \$100

Payment in  
US Dollars:



[\[Page Break\]](#)

**Demographics Form**

How old are you?

\_\_\_\_\_

What is your gender?

Man / Woman / Other \_\_\_\_\_

### Section 3. Study 2 Materials

[The end of an unrelated study]

[Page Break]

We have one last unrelated question:

**Imagine that you run a small business.**

Over the course of the year, you have hired different graphic designers to create social media ads for your business, paying each designer \$40 to \$60 for about an hour's work.

Today, you found another graphic designer who agreed to create a new ad for you in an hour.

**[AI vs. No AI manipulation:** The graphic designer asked if they can **work with an AI system** for creating the ad, to which you agreed. **(AI condition only)**]

**How much payment would you offer them?**

0      10      20      30      40      50      60      70      80      90      100

US \$



[Page Break]

### Demographics Form

How old are you?

\_\_\_\_\_

What is your gender?

- Man / Woman / Other \_\_\_\_\_

What is your race or ethnicity?

- White / Hispanic, Latino, or Spanish / Black or African American / Asian / American Indian or Alaska Native / Middle Eastern or North African / Native Hawaiian or Other Pacific Islander / Some other race or ethnicity

What is the highest level of education you have completed?

- Did not complete high school / High school graduate / Some college, no degree / Associate's degree / Bachelor's degree / Master's, Professional, or Doctorate degree

Approximately, how much is your annual **household** income?

- [21 Choices] Less than \$10,000 / \$10,000 - \$19,999 / ... / \$190,000 - \$199,999 / \$200,000 or more

#### Section 4. Study 3 Materials

[\[Prolific ID Entry and Consent Form\]](#)

[\[Page Break\]](#)

Thank you for participating in our study!

[\[Page Break\]](#)

Imagine that you run a small business.

Last week, **[Worker type manipulation: you hired a graphic designer from an online freelancing platform (Temporary Worker condition) / you assigned a task to your salaried graphic designer (Permanent Worker condition)]** to create a social media ad for your business.

Today, you received the ad they created, and you are satisfied with it. The quality of the ad matches that of other ads you have recently used for your business.

You typically consider offering a bonus between \$0 and \$50 for such work.

**[AI vs. No AI manipulation:** From your earlier conversation with the designer, you know that they **used an AI system** to create the ad. **(AI condition only)]**

What amount would you give the designer as a bonus?

\$0                      \$10                      \$20                      \$30                      \$40                      \$50

US \$



[\[Page Break\]](#)



[The exploratory items below measured the extent to which participants viewed their imagined relationship with the graphic designer as a relationship characterized by communal sharing and/or market pricing, which are two of the four relational models identified by previous research (35). The items were selected and adapted from a scale used in previous research (36).]

In this part of the study, we are interested in your thoughts about **the relationship between you and the graphic designer** in the imagined scenario.

Please read each of the statements below and rate **how true it would be** of the relationship between you and the designer in the scenario.

[Participants answered each of the questions below on a 6-point scale (1 = *Not at all true of the relationship*, 6 = *Very true of the relationship*). The order of the questions was randomized.]

- If either of you needs something, the other would give it without expecting anything in return.
- You and the designer would make decisions together by consensus.
- The two of you would tend to develop very similar attitudes and values.
- You feel that you would have something unique in common that makes you two essentially the same.
- The two of you would be a unit: you would belong together.
- What you get from the designer would be directly proportional to how much you give them.
- You and the designer would divide things up according to how much each of you has paid or contributed.
- You would pay the designer in proportion to how long they worked or how much they did.
- The designer would have a right (they would be entitled) to a fair rate of return for what they put into the interaction.
- The designer would expect to get the same rate of return on their effort and investment that other people get.

[Page Break]

### **Demographics Form**

How old are you?

\_\_\_\_\_

What is your gender?

Man / Woman / Other \_\_\_\_\_

**Section 5. Study 4 Materials**

[\[Prolific ID Entry and Consent Form\]](#)

[\[Page Break\]](#)

Thank you for participating in our study!

[\[Page Break\]](#)

Imagine that you run a small business.

You recently decided to launch a new product and wanted to create a dedicated landing page for it. **[Worker type manipulation:** You **hired a freelance web designer** to take on this task. **(Temporary Worker condition)** / You **assigned this task to your full-time web designer.** **(Permanent Worker condition)]**

Today, you reviewed the landing page they designed, and you are impressed with the result. The page is visually appealing and functional.

You typically consider offering a bonus between \$50 and \$150 for exceptional work like this.

**[AI vs. No AI manipulation:** During your earlier discussion, the designer mentioned that they **used an AI tool** to assist with the design. **(AI condition only)]**

What amount would you give the web designer as a bonus?

\$50

\$100

\$150

US \$



[\[Page Break\]](#)

[The exploratory items below measured the extent to which participants viewed their imagined relationship with the graphic designer as a relationship characterized by communal sharing and/or market pricing, which are two of the four relational models identified by previous research (35). The items were selected and adapted from a scale used in previous research (36).]

In this part of the study, we are interested in your thoughts about **the relationship between you and the graphic designer** in the imagined scenario.

Please read each of the statements below and rate **how true it would be** of the relationship between you and the designer in the scenario.

[Participants answered each of the questions below on a 6-point scale (1 = *Not at all true of the relationship*, 6 = *Very true of the relationship*). The order of the questions was randomized.]

- If either of you needs something, the other would give it without expecting anything in return.
- The two of you would tend to develop very similar attitudes and values.
- You feel that you would have something unique in common that makes you two essentially the same.
- The two of you would be a unit: you would belong together.
- What you get from the designer would be directly proportional to how much you give them.
- You would pay the designer in proportion to how long they worked or how much they did.
- The designer would have a right (they would be entitled) to a fair rate of return for what they put into the interaction.
- The designer would expect to get the same rate of return on their effort and investment that other people get.

[Page Break]

### **Demographics Form**

How old are you?

\_\_\_\_\_

What is your gender?

Man / Woman / Other \_\_\_\_\_

**Section 6. Study 5 Materials**

[\[Prolific ID Entry and Consent Form\]](#)

[\[Page Break\]](#)

Thank you for participating in our study!

[\[Page Break\]](#)

**Imagine that you run a small business.**

**[Collaboration history manipulation:** Over the course of the year, you have hired different graphic designers to create social media ads for your business, paying each designer between \$40 and \$60 for about an hour's work. **(No History condition)** / Over the course of the past 4 years, you have been working with a graphic designer to create social media ads for your business, paying the designer between \$40 and \$60 for about an hour's work. **(Long History condition)**]

**[Collaboration history manipulation:** Today, you found another graphic designer who agreed to create a new ad for you in an hour. **(No History condition)** / Today, you and the graphic designer discussed creating a new ad. The designer agreed to create the new ad for you in an hour. **(Long History condition)**]

**[AI vs. No AI manipulation:** The graphic designer asked if they can **work with an AI system** for creating the ad, to which you agreed. **(AI condition only)**]

**How much payment would you offer them?**

0      10      20      30      40      50      60      70      80      90      100

US \$



[\[Page Break\]](#)

**Demographics Form**

How old are you?

\_\_\_\_\_

What is your gender?

Man / Woman / Other \_\_\_\_\_

**Section 7. Study 6 Materials**

[Prolific ID Entry and Consent Form]

[Page Break]

Thank you for participating in our study!

In this study, we will ask you to imagine a scenario and answer some questions.

[Page Break]

Suppose you operate a small business with five **[Worker type manipulation here and elsewhere: part-time (Temporary Worker condition) / full-time (Permanent Worker condition)]** employees.

At the end of the year, you notice that the productivity of your [part-time / full-time] employees has **slightly increased** compared to the previous year.

**[AI vs. No AI manipulation:** This increase in productivity was **mainly due to the new AI tools** you provided them earlier in the year. **(AI condition only)]**

Assuming that the current level of productivity, driven by the AI tools, can be sustained next year, would you adjust the compensation for the [part-time / full-time] employees?

That is, would you decrease or increase the compensation, or keep it the same?

Decrease the compensation / Keep the compensation the same / Increase the compensation

[Page Break]

[Exploratory Item]

Please briefly explain why you would **decrease the compensation / keep the compensation the same / increase the compensation.**

[Text box]

[Page Break]

**Demographics Form**

How old are you?

\_\_\_\_\_

What is your gender?

Man / Woman / Other \_\_\_\_\_

**Section 8. Study 7 Materials**

[\[Prolific ID Entry and Consent Form\]](#)

[\[Page Break\]](#)

Thank you for participating in our study!

In this study, we will ask you to imagine a scenario and answer some questions.

[\[Page Break\]](#)

Imagine that you run a small business.

Throughout the year, you have hired different graphic designers to create social media ads, paying each one between \$40 and \$60 for about an hour's work.

Today, you found a new graphic designer who agreed to create a new ad for you.

**[AI vs. No AI manipulation:** The designer asked if they could **use an AI system to assist in creating the ad**, and you agreed. **(AI condition only)]**

They estimated that it would take about one hour to create the ad.

**How much payment would you offer them?**

\$0    \$10    \$20    \$30    \$40    \$50    \$60    \$70    \$80    \$90    \$100

Payment in  
US Dollars:



[\[Page Break\]](#)

[Mediator: Credit Deservingness]

In this part of the study, we are interested in your thoughts regarding the scenario.

- How much credit do you think the graphic designer deserves for creating the ad? (1 = *No credit at all*, 7 = *All the credit*)
- How responsible do you think the graphic designer was for creating the ad? (1 = *Not at all responsible*, 7 = *Completely responsible*)
- How important do you think the graphic designer's role was in creating the ad? (1 = *Not at all important*, 7 = *Extremely important*)

[Page Break]

**Demographics Form**

How old are you?

\_\_\_\_\_

What is your gender?

Man / Woman / Other \_\_\_\_\_

## Section 9. Study 8 Materials

[\[Prolific ID Entry and Consent Form\]](#)

[\[Page Break\]](#)

Thank you for participating in our study!

In this study, we will ask you to imagine a scenario and answer some questions.

[\[Page Break\]](#)

Imagine that you run a small company that sells consumer products.

You recently decided to launch a new product and wanted to create a dedicated landing page for it. You asked your web designer whether they would be interested in creating the landing page. They agreed to do so as an extra task, in addition to their regular tasks.

Within just three days of taking on the task, the designer delivered a landing page that was visually appealing and functioned exactly as you envisioned.

**[AI vs. No AI manipulation:** During your conversation about the task, the designer mentioned that they used AI tools (ChatGPT and Midjourney) to create the page. **(AI condition only)]**

You are considering offering a bonus for this good work. **[Permissibility manipulation: Your company has in the past consistently given bonus payments of \$100 for extra tasks such as this. (More Permissible condition) / It's written into this designer's employment contract for your company to give bonus payments of \$100 for extra tasks such as this. (Less Permissible condition)]**

How much bonus would you pay them?

\$0                      \$50                      \$100                      \$150                      \$200

US \$



[\[Page Break\]](#)



[Mediator: Credit Deservingness]

In this part of the study, we are interested in your thoughts regarding the scenario.

- How much credit do you think the graphic designer deserves for creating the ad? (1 = *No credit at all*, 7 = *All the credit*)
- How responsible do you think the graphic designer was for creating the ad? (1 = *Not at all responsible*, 7 = *Completely responsible*)
- How important do you think the graphic designer's role was in creating the ad? (1 = *Not at all important*, 7 = *Extremely important*)

[Page Break]

**Demographics Form**

How old are you?

\_\_\_\_\_

What is your gender?

Man / Woman / Other \_\_\_\_\_

## Section 10. Study 9 Materials

[The end of an unrelated study]

[Page Break]

We have one last unrelated question:

**Imagine that you run a small business.**

Over the course of the year, you have hired different graphic designers to create social media ads for your business, paying each designer \$40 to \$60 for about an hour's work.

Today, you found another graphic designer who agreed to create a new ad for you in an hour.

**[Help manipulation:** The graphic designer asked if they can **work with an AI system** for creating the ad, to which you agreed. **(Help From AI condition)** / The graphic designer asked if they can **work with another graphic designer** for creating the ad, to which you agreed. **(Help From Human condition) / (No such sentence in the No Help condition)]**

**How much payment would you offer them?**

0      10      20      30      40      50      60      70      80      90      100

US \$



[Page Break]

### Demographics Form

How old are you?

\_\_\_\_\_

What is your gender?

- Man / Woman / Other \_\_\_\_\_

What is your race or ethnicity?

- White / Hispanic, Latino, or Spanish / Black or African American / Asian / American Indian or Alaska Native / Middle Eastern or North African / Native Hawaiian or Other Pacific Islander / Some other race or ethnicity

What is the highest level of education you have completed?

- Did not complete high school / High school graduate / Some college, no degree / Associate's degree / Bachelor's degree / Master's, Professional, or Doctorate degree

Approximately, how much is your annual **household** income?

- [21 Choices] Less than \$10,000 / \$10,000 - \$19,999 / ... / \$190,000 - \$199,999 / \$200,000 or more

**Section 11. Study 10 Materials****[Part 1 recruiting workers]**

[Prolific ID Entry and Consent Form]

[Page Break]

**Thank you for participating!**

In this study, we will ask you to write a **short social media post** to promote a fictional product.

[Page Break]

[A question to screen out unmotivated workers]

On the next page, you will learn about a product and write a social media post for it.

At the end of this study, a judge or judges will read the social media posts you and other participants submit. They will then evaluate the posts in terms of **how likely they are to encourage readers to learn more about the product.**

If your post **ranks among the top 50%** of all the posts based on this evaluation, we will send you a **bonus payment of \$0.30** through Prolific.

Are you motivated to write a post that earns a bonus?  
(Please answer honestly, as either answer is perfectly acceptable.)

Yes, I am motivated. / No, I am not really motivated.

[Page Break]

Imagine that you are a social media manager for the product described below.

Your task is to **write a 2-4 sentence social media post** that grabs attention and encourages readers to learn more about the product.

**Product Name:**  
“Beannovation”

**Product Description:**

Beannovation is a cutting-edge portable coffee maker designed to elevate your coffee experience wherever life takes you. Brew a rich, barista-quality cup in just 3 minutes, ensuring fresh and flavorful coffee every time. Compact and lightweight, Beannovation is perfect for busy commuters, adventure-seekers, and anyone on the go. Its eco-friendly design features a reusable filter, helping reduce waste and saving you money on disposables. Available in a range of stylish colors, Beannovation is as sleek as it is functional. With its USB-rechargeable battery, you can

enjoy your coffee anytime—even off the grid. Whether you’re exploring the outdoors, at your desk, or relaxing at home, Beannovation ensures your perfect cup is always within reach.

**Your post should:**

1. Highlight the key benefit(s) of Beannovation.
2. Use an engaging and friendly tone.
3. End with a call to action (for example, “Get yours today”).

**Example (Do NOT Copy):**

“Meet Beannovation, your new coffee companion! Brew a perfect cup in just 3 minutes, anytime, anywhere. Get yours today and elevate your coffee game!”

**[AI vs. No AI manipulation: AI condition only]**

For this task, **please use** our ChatGPT interface by clicking the button below.

Click HERE

[Clicking the button above opens a new browser tab like the one below.]

## ChatGPT Interface for Prolific Studies

Please use this interface to complete the Prolific task.

Once you have finished using it, return to the survey.

Please use this interface only for the Prolific task. Responses (especially the very first one) may take over 5 seconds to appear. Refresh the page or go back if needed. You can send **up to 4 messages** in total.

### You

Your task is to write a 2-4 sentence social media post that grabs attention and encourages readers to learn more about the product. Product Name: “Beannovation” Product Description: Beannovation is a cutting-edge portable coffee maker designed to elevate your coffee experience wherever life takes you. Brew a rich, barista-quality cup in just 3 minutes, ensuring fresh and flavorful coffee every time. Compact and lightweight, Beannovation is perfect for busy commuters, adventure-seekers, and anyone on the go. Its eco-friendly design features a reusable filter, helping reduce waste and saving you money on disposables. Available in a range of stylish colors, Beannovation is as sleek as it is functional. With its USB-rechargeable battery, you can enjoy your coffee anytime—even off the grid. Whether you’re exploring the outdoors, at your desk, or relaxing at home, Beannovation ensures your perfect cup is always within reach.

### ChatGPT

Elevate your coffee game anywhere with Beannovation, the ultimate portable coffee maker! Enjoy barista-quality brews in just 3 minutes, boasting eco-friendly features and a USB-rechargeable battery for on-the-go adventures. Whether on a hike or on your morning commute, savor the perfect cup every time. Discover more and join the Beannovation revolution today! ☀

🌿 #Beannovation #CoffeeAnywhere

Type your message here.



**[Both AI and No AI conditions]**

Please write your social media post for the product in the text box below.

[Text box]

[Page Break]

We are curious about how you approached this task.

Please note that your answers to any of the subsequent questions **will not** affect your base payment or bonus payment in any way.

**[The question below was shown to participants in the AI condition only.]**

Did you consult an AI tool to write your social media post?

- Yes, I consulted the ChatGPT interface provided in this study.
- Yes, I consulted an AI tool other than the one provided in this study.
- No, I did not consult any AI tool.

**[The question below was shown to participants in the No AI condition only.]**

Did you consult an AI tool to write your social media post?

- Yes, I consulted an AI tool (like ChatGPT, Gemini, etc.)
- No, I did not consult any AI tool.

[Page Break]

**[The question below was shown to participants who answered “Yes...” to either of the two questions above.]**

How did you use the AI tool’s response(s)?

- I submitted what the AI tool gave me (without editing it).
- I edited what the AI tool gave me **a little bit** before submitting it.
- I edited what the AI tool gave me **a lot** before submitting it.
- I only used what the AI tool gave me for inspiration or copyediting. I essentially wrote what I submitted.
- I did **not** use what the AI tool gave me at all.
- I used what the AI tool gave me in some other way (please specify): \_\_\_\_\_

[Page Break]

**Demographics Form**

How old are you?

\_\_\_\_\_

What is your gender?

- Man / Woman / Other \_\_\_\_\_

What is your race or ethnicity?

- White / Hispanic, Latino, or Spanish / Black or African American / Asian / American Indian or Alaska Native / Middle Eastern or North African / Native Hawaiian or Other Pacific Islander / Some other race or ethnicity

What is the highest level of education you have completed?

- Did not complete high school / High school graduate / Some college, no degree / Associate's degree / Bachelor's degree / Master's, Professional, or Doctorate degree

Approximately, how much is your annual **household** income?

- [21 Choices] Less than \$10,000 / \$10,000 - \$19,999 / ... / \$190,000 - \$199,999 / \$200,000 or more

**[Part 2 recruiting managers]**

[Prolific ID Entry and Consent Form]

[Page Break]

**Thank you for participating!**

In this study, you will make decisions as a **manager overseeing four gig workers** who participated in our previous study on Prolific.

[Page Break]

In our previous study, we asked Prolific workers to craft a **social media post** promoting the fictional product described below. Please take a moment to familiarize yourself with the product.

**Product Name:**

“Beannovation”

**Product Description:**

Beannovation is a cutting-edge portable coffee maker designed to elevate your coffee experience wherever life takes you. Brew a rich, barista-quality cup in just 3 minutes, ensuring fresh and flavorful coffee every time. Compact and lightweight, Beannovation is perfect for busy commuters, adventure-seekers, and anyone on the go. Its eco-friendly design features a reusable filter, helping reduce waste and saving you money on disposables. Available in a range of stylish colors, Beannovation is as sleek as it is functional. With its USB-rechargeable battery, you can enjoy your coffee anytime—even off the grid. Whether you’re exploring the outdoors, at your desk, or relaxing at home, Beannovation ensures your perfect cup is always within reach.

Based on the information presented above, the workers were tasked with creating a social media post that **encourages readers to learn more about the product**.



[Page Break]

In this study, you will take on the role of a **manager** overseeing four workers.

Please review the submissions from the four workers below and allocate **a total bonus of \$1.00 among them**.

The bonus amount you assign to each worker will serve as input to determine the **actual bonus payment** they receive.

*Note:*

Some workers were provided with an **AI tool** to assist in creating their social media posts. For each worker below, we have indicated in red font whether the worker used an AI tool.

**[AI vs. No AI manipulation: Below, we randomly chose two of the four submissions to have the note “(who used an AI tool) and the other two submissions to have the note “(who did not use an AI tool).]**

**[The four submissions below were shuffled for each participant. For example, the first submission below (“Bring the coffee shop with you...”) could have shown up as Submission by Worker 1, 2, 3, or 4 as a result of this shuffling.]**

-----  
Submission by Worker 1 (who used an AI tool) / (who did not use an AI tool):

“Bring the coffee shop with you everywhere you go with Beannovation! Our portable coffee maker is lightweight, compact, and USB-rechargeable. Make an eco-friendly, barista-quality drink anywhere in just 3 minutes! Check out Beannovation and give a whole new meaning to your daily grind.”  
-----

-----  
Submission by Worker 2 (who used an AI tool) / (who did not use an AI tool):

“Start your morning by skipping the line and bringing our 3-minute barista into your kitchen! USB functionality allows this sleekly designed device to travel to all of your favorite places, letting you sip in luxury! Charge and recharge with us today!”  
-----

Submission by Worker 3 (who used an AI tool) / (who did not use an AI tool):

“Elevate your coffee game with Beannovation! This portable coffee maker brews rich, barista-quality coffee in just 3 minutes, wherever you are. Perfect for commuters, adventurers, and busy lifestyles, its eco-friendly design features a reusable filter and USB-rechargeable battery. Try it today!”

Submission by Worker 4 (who used an AI tool) / (who did not use an AI tool):

“Meet Beannovation, the coffee maker that transforms mornings with cafe-quality brews at the touch of a button! Its sleek design and user-friendly interface make it a kitchen must-have, while eco-friendly features let you enjoy guilt-free sips. Ready for delightful mornings? Get yours today!”

Please enter the bonus amount for each worker in number of cents.

(The four bonus amounts must sum to 100 cents.)

Bonus for Worker 1:

Bonus for Worker 2:

Bonus for Worker 3:

Bonus for Worker 4:

Total

[Page Break]

### **Demographics Form**

How old are you?

\_\_\_\_\_

What is your gender?

- Man / Woman / Other \_\_\_\_\_

What is your race or ethnicity?

- White / Hispanic, Latino, or Spanish / Black or African American / Asian / American Indian or Alaska Native / Middle Eastern or North African / Native Hawaiian or Other Pacific Islander / Some other race or ethnicity

What is the highest level of education you have completed?

- Did not complete high school / High school graduate / Some college, no degree / Associate's degree / Bachelor's degree / Master's, Professional, or Doctorate degree

Approximately, how much is your annual **household** income?

- [21 Choices] Less than \$10,000 / \$10,000 - \$19,999 / ... / \$190,000 - \$199,999 / \$200,000 or more

In general, how would you describe your political views?

- Very liberal / Liberal / Slightly liberal / Moderate / Slightly conservative / Conservative / Very conservative [The order of these choices was reversed for a random half of the participants.]

[Part 3 recruiting judges]

[Prolific ID Entry and Consent Form]

[Page Break]

**Thank you for participating!**

In this study, you will evaluate social media posts promoting a fictional product.

[Page Break]

In our previous study, we asked Prolific workers to craft a **social media post** promoting the fictional product described below. Please take a moment to familiarize yourself with the product.

**Product Name:**

“Beannovation”

**Product Description:**

Beannovation is a cutting-edge portable coffee maker designed to elevate your coffee experience wherever life takes you. Brew a rich, barista-quality cup in just 3 minutes, ensuring fresh and flavorful coffee every time. Compact and lightweight, Beannovation is perfect for busy commuters, adventure-seekers, and anyone on the go. Its eco-friendly design features a reusable filter, helping reduce waste and saving you money on disposables. Available in a range of stylish colors, Beannovation is as sleek as it is functional. With its USB-rechargeable battery, you can enjoy your coffee anytime—even off the grid. Whether you’re exploring the outdoors, at your desk, or relaxing at home, Beannovation ensures your perfect cup is always within reach.

Starting on the next page, you will review **4** social media posts promoting the product. Please rate each post based on **how likely it is to encourage readers to learn more about the product**.

[Page Break]

[The order of the four submissions below was randomized for each judge.]

“Bring the coffee shop with you everywhere you go with Beannovation! Our portable coffee maker is lightweight, compact, and USB-rechargeable. Make an eco-friendly, barista-quality drink anywhere in just 3 minutes! Check out Beannovation and give a whole new meaning to your daily grind.”

How likely is this post to encourage readers to learn more about the product? (1 = *Not likely at all*, 7 = *Extremely likely*)

[Page Break]

“Start your morning by skipping the line and bringing our 3-minute barista into your kitchen! USB functionality allows this sleekly designed device to travel to all of your favorite places, letting you sip in luxury! Charge and recharge with us today!”

How likely is this post to encourage readers to learn more about the product? (1 = *Not likely at all*, 7 = *Extremely likely*)

[Page Break]

“Elevate your coffee game with Beannovation! This portable coffee maker brews rich, barista-quality coffee in just 3 minutes, wherever you are. Perfect for commuters, adventurers, and busy lifestyles, its eco-friendly design features a reusable filter and USB-rechargeable battery. Try it today!”

How likely is this post to encourage readers to learn more about the product? (1 = *Not likely at all*, 7 = *Extremely likely*)

[Page Break]

“Meet Beannovation, the coffee maker that transforms mornings with cafe-quality brews at the touch of a button! Its sleek design and user-friendly interface make it a kitchen must-have, while eco-friendly features let you enjoy guilt-free sips. Ready for delightful mornings? Get yours today!”

How likely is this post to encourage readers to learn more about the product? (1 = *Not likely at all*, 7 = *Extremely likely*)

[Page Break]

### **Demographics Form**

How old are you?

\_\_\_\_\_

What is your gender?

Man / Woman / Other \_\_\_\_\_

**Section 12. Study 11 Materials**

[\[Prolific ID Entry and Consent Form\]](#)

[\[Page Break\]](#)

**Thank you for participating!**

In this study, you will make a decision as a **manager overseeing a gig worker** who participated in our previous study on Prolific.

[\[Page Break\]](#)

In our previous study, we asked Prolific workers to craft a **social media post** promoting the fictional product described below. Please take a moment to familiarize yourself with the product.

**Product Name:**

“Beannovation”

**Product Description:**

Beannovation is a cutting-edge portable coffee maker designed to elevate your coffee experience wherever life takes you. Brew a rich, barista-quality cup in just 3 minutes, ensuring fresh and flavorful coffee every time. Compact and lightweight, Beannovation is perfect for busy commuters, adventure-seekers, and anyone on the go. Its eco-friendly design features a reusable filter, helping reduce waste and saving you money on disposables. Available in a range of stylish colors, Beannovation is as sleek as it is functional. With its USB-rechargeable battery, you can enjoy your coffee anytime—even off the grid. Whether you’re exploring the outdoors, at your desk, or relaxing at home, Beannovation ensures your perfect cup is always within reach.

Based on the information presented above, the workers were tasked with creating a social media post that **encourages readers to learn more about the product**.

[Page Break]

In this study, you will take on the role of a **manager** overseeing one of the workers.

Please review the submission from this worker below and **choose a bonus amount between \$0.00 and \$1.00 for the worker.**

The bonus amount you choose will serve as input to determine the **actual bonus payment** they receive.

**[AI condition only]**

**Note:** This worker **used an AI tool** to create their social media post.

Submission by the Worker:

**[One of the four submissions below was randomly presented. This random assignment of the submission was independent of the AI vs. No AI manipulation (i.e., the note) above.]**

**[Submission 1]** “Bring the coffee shop with you everywhere you go with Beannovation! Our portable coffee maker is lightweight, compact, and USB-rechargeable. Make an eco-friendly, barista-quality drink anywhere in just 3 minutes! Check out Beannovation and give a whole new meaning to your daily grind.”

**[Submission 2]** “Start your morning by skipping the line and bringing our 3-minute barista into your kitchen! USB functionality allows this sleekly designed device to travel to all of your favorite places, letting you sip in luxury! Charge and recharge with us today!”

**[Submission 3]** “Elevate your coffee game with Beannovation! This portable coffee maker brews rich, barista-quality coffee in just 3 minutes, wherever you are. Perfect for commuters, adventurers, and busy lifestyles, its eco-friendly design features a reusable filter and USB-rechargeable battery. Try it today!”

**[Submission 4]** “Meet Beannovation, the coffee maker that transforms mornings with cafe-quality brews at the touch of a button! Its sleek design and user-friendly interface make it a kitchen must-have, while eco-friendly features let you enjoy guilt-free sips. Ready for delightful mornings? Get yours today!”

Please choose an amount of bonus for the worker.

\$0.00 \$0.50 \$1.00 \$1.50 \$2.00 \$2.50 \$3.00 \$3.50 \$4.00 \$4.50 \$5.00

Bonus Amount (\$):



[Page Break]

[Question for an unrelated study]

How much do you trust Artificial Intelligence (AI)? (1 = *Not at all*, 7 = *Extremely / Completely*)

[Page Break]

### **Demographics Form**

How old are you?

\_\_\_\_\_

What is your gender?

- Man / Woman / Other \_\_\_\_\_

What is your race or ethnicity?

- White / Hispanic, Latino, or Spanish / Black or African American / Asian / American Indian or Alaska Native / Middle Eastern or North African / Native Hawaiian or Other Pacific Islander / Some other race or ethnicity

What is the highest level of education you have completed?

- Did not complete high school / High school graduate / Some college, no degree / Associate's degree / Bachelor's degree / Master's, Professional, or Doctorate degree

Approximately, how much is your annual **household** income?

- [21 Choices] Less than \$10,000 / \$10,000 - \$19,999 / ... / \$190,000 - \$199,999 / \$200,000 or more

In general, how would you describe your political views?

- Very liberal / Liberal / Slightly liberal / Moderate / Slightly conservative / Conservative / Very conservative [The order of these choices was reversed for a random half of the participants.]



**Section 13. Study 1 Detailed Results**

As predicted (<https://aspredicted.org/qzyv-46kk.pdf>), participants offered a smaller payment for the graphic designer in the AI condition ( $M = \$33$ ,  $SD = \$14$ ) than in the No AI condition ( $M = \$47$ ,  $SD = \$8.5$ ),  $t(301) = -10.70$ ,  $p < .001$ ,  $d = -1.23$ ; see the left plot in Panel A of Figure 1 in the main text. These results provide initial evidence that people reduce compensation for workers who use AI tools (the “AI Penalization” effect).

**Section 14. Study 2 Detailed Results**

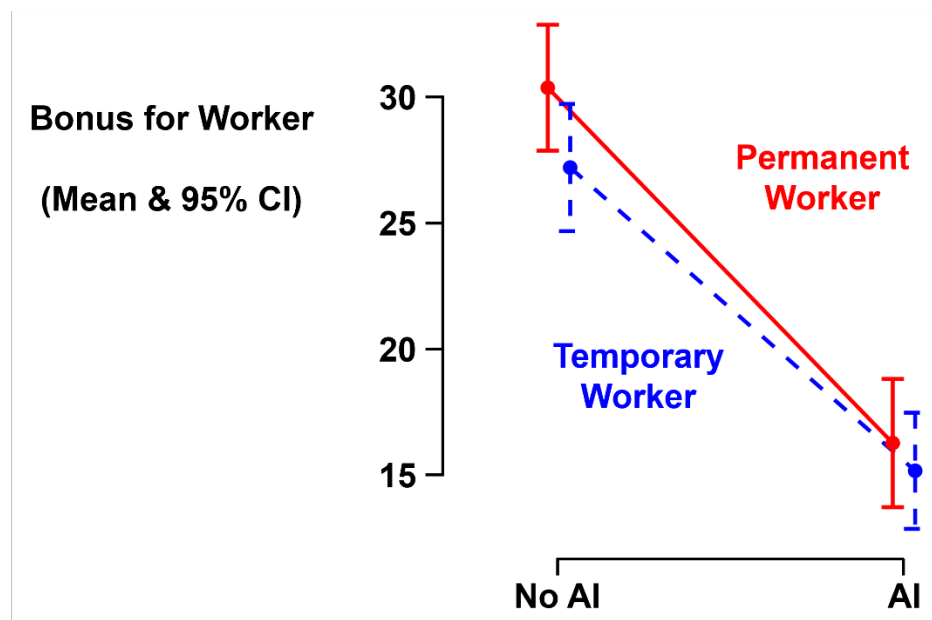
As predicted (<https://aspredicted.org/swb2-j6d3.pdf>) and replicating the results of Study 1, participants offered a smaller payment for the graphic designer in the AI condition ( $M = \$35$ ,  $SD = \$14$ ) than in the No AI condition ( $M = \$47$ ,  $SD = \$9.4$ ),  $t(357) = -9.74$ ,  $p < .001$ ,  $d = -1.03$ . The AI Penalization effect from Study 1 was thus replicated in Study 2. Both the mean payments and effect size in Study 2 were comparable to those of Study 1.

### Section 15. Study 3 Detailed Results

A two-way ANOVA revealed only the main effect of the AI condition to be significant,  $F(1, 396) = 112.86, p < .001$ ; see Figure S1. Neither the interaction between the AI condition and Worker Type condition,  $F(1, 396) = 0.69, p = .41$ , nor the main effect of Worker Type,  $F(1, 396) = 3.59, p = .087$ , were significant at  $\alpha = .05$  level.

**Figure S1**

*Results of Study 3*



A simple effects analysis showed that, in the Temporary Worker condition, participants gave a smaller hypothetical bonus when the worker used an AI system ( $M = \$15, SD = \$12$ ) than when the worker did not use an AI system ( $M = \$27, SD = \$13$ ); simple effects analysis  $b = 6.07, SE = 0.88, t(396) = 6.91, p < .001$ . Likewise, in the Permanent Worker condition, participants gave a smaller hypothetical bonus when the worker used an AI system ( $M = \$16, SD = \$13$ ) than when the worker did not use an AI system ( $M = \$31, SD = \$13$ ); simple effects analysis  $b = 7.10, SE = 0.87, t(396) = 8.12, p < .001$ .

In sum, both for temporary workers and permanent workers, people reduced hypothetical compensation when the worker in question used an AI system to complete a task, even when the quality of the output was held constant.

## Section 16. Study 4 Detailed Results

A 2-way ANOVA revealed that only the main effect of the AI condition was significant,  $F(1, 394) = 68.93, p < .001$ . Neither the interaction between the AI condition and Worker Type condition,  $F(1, 394) = 1.42, p = .24$ , nor the main effect of Worker Type,  $F(1, 394) = 0.20, p = .66$ , were significant.

A simple effects analysis showed that, in the Temporary Worker condition, participants gave a smaller hypothetical bonus when the worker used an AI system ( $M = \$76.10, SD = \$27.48$ ) than when the worker did not use an AI system ( $M = \$95.71, SD = \$27.31$ ); simple effects analysis  $b = 9.80, SE = 1.95, t(394) = 5.03, p < .001$ . Similarly, in the Permanent Worker condition, participants gave a smaller hypothetical bonus when the worker used an AI system ( $M = \$74.04, SD = \$25.71$ ) than when the worker did not use an AI system ( $M = \$100.21, SD = \$29.36$ ); simple effects analysis  $b = 13.08, SE = 1.95, t(394) = 6.71, p < .001$ .

Replicating the findings of Study 3, participants in Study 4 reduced compensation for the worker who used AI compared to the worker who did not use AI—regardless of whether the worker was hired temporarily (as a “freelancer”) or permanently (as a “full-time” employee).

Study 4 addresses a notable limitation of Study 3. Specifically, Study 3 participants might have made different inferences about the quality of workers’ outputs in the AI and No AI conditions, due to our weak scenario detail employed to hold the quality constant (“The quality of the ad matche[d] that of other ads...recently used for business”). Unlike in Study 3, however, Study 4 not only held the quality constant with more details (“The page is visually appealing and functional”), but it also described the workers’ output as “impress[ive]” in both the AI and No AI conditions. Such descriptions make it less likely that participants in the AI and No AI condition would make different inferences about the quality of workers’ outputs. Study 4 thus provides evidence against the alternative explanation for the AI Penalization effect. In other words, people

reducing compensation for workers using AI is unlikely to be a result of the perception that the AI-assisted output is of lower quality in certain aspects.

### Section 17. Study 5 Detailed Results

A two-way ANOVA revealed a nonsignificant interaction between the History condition and AI condition,  $F(1, 196) = 0.03, p = .86$ . However, the main effect of the History condition was significant,  $F(1, 196) = 9.07, p = .003$ , as was the main effect of the AI condition,  $F(1, 196) = 74.97, p < .001$ .

A simple effects analysis showed that, in the No History condition, participants made a smaller hypothetical payment to the worker who used an AI system ( $M = \$35.65, SD = \$11.83$ ) than to the worker who did not use an AI system ( $M = \$48.24, SD = \$7.56$ ); simple effects analysis  $b = 6.29, SE = 1.04, t(196) = 6.06, p < .001$ . Similarly, in the Long History condition, participants made a smaller hypothetical payment to the worker who used an AI system ( $M = \$39.86, SD = \$13.97$ ) than to the worker who did not use an AI system ( $M = \$52.96, SD = \$6.98$ ); simple effects analysis  $b = 6.55, SE = 1.06, t(196) = 6.18, p < .001$ .

Participants again reduced compensation for the worker who used AI compared to the worker who did not use AI—regardless of whether the worker was newly hired or had worked with them for the past four years. Thus, prior history of collaborating with workers does not seem to attenuate people's tendency to reduce compensation for workers using AI.

Although not the focus of our primary investigation, we probed the significant main effect of prior collaboration history on worker's payment. Collapsing across the AI conditions and conducting an independent  $t$ -test revealed that workers were offered a larger payment in the Long History condition ( $M = \$46.41, SD = \$12.81$ ) than in the No History condition ( $M = \$41.94, SD = \$11.73$ ),  $t(198) = 2.57, p = .011, d = 0.36$ . More importantly, however, this factor of prior collaboration history did not moderate the AI Penalization effect.

## Section 18. Study 6 Detailed Results

Unlike the previous studies where there was no mention of productivity growth, Study 6 specifically described an increase in workers' productivity, either because of AI tools or unspecified reasons. Likely due to this productivity growth, most participants showed the intent to *increase* compensation for the workers. Specifically, the percentage indicating the intent to increase compensation ranged from 50% in the AI & Temporary Worker condition ("Part-Time Employees") to 83% in the No AI & Temporary Worker condition; see Table S2.

**Table S2**

*Participants' Choice on Compensation by Condition After Productivity Growth*

Response	% of Response Within Each Condition <small>each condition's sample size</small>			
	Part-Time Employees <small>205</small>		Full-Time Employees <small>196</small>	
	No AI <small>104</small>	AI <small>101</small>	No AI <small>99</small>	AI <small>97</small>
Increase the compensation	<b>83%</b>	<b>50%</b>	<b>75%</b>	<b>55%</b>
Keep the compensation the same	16%	50%	24%	44%
Decrease the compensation	1%	0%	1%	1%

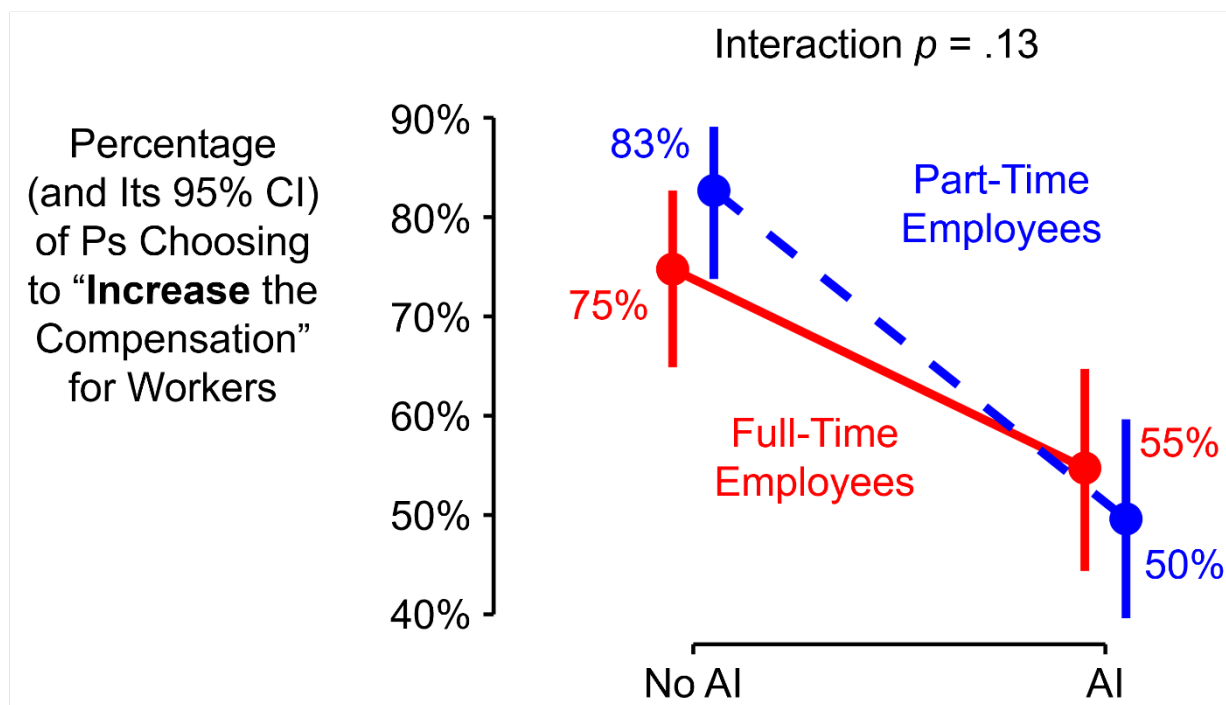
More importantly, however, we still find that the use of AI tools had a negative effect on compensation. As shown in Figure S2, the percentage of participants increasing the compensation for part-time workers in the No AI condition was 83%, but this percentage significantly decreased to 50% in the AI condition,  $\chi^2(1) = 23.81, p < .001$ . Similarly, the percentage of participants increasing the compensation for full-time workers in the No AI condition was 75%, but it significantly decreased to 55% in the AI condition,  $\chi^2(1) = 7.83, p = .005$ . Regressing the binary variable of choosing to increase the compensation versus not (1 = "Increase the compensation" vs. 0 = "Decrease the compensation" or "Keep the compensation the same") on the two condition variables and their interaction in a logistic regression revealed that the interaction was not significant,  $b = 0.68, SE = 0.45, z = 1.52, p = .13$ . Thus, it seems that



the use of AI had a negative effect on workers' compensation—regardless of whether the workers were part-time or full-time employees.

**Figure S2**

*Results From Study 6*



Study 6 presents results that clarify the nature of the AI Penalization effect. As hypothetical small business owners, most participants chose to *increase* the compensation for workers even when AI was used—given that workers' productivity slightly increased for the year and that this increased level was expected to be sustained in the next year. In other words, even in cases of AI use, participants did not directly cut or trim worker compensation (especially given the productivity growth, which presumably helped the company's bottom line). Rather, AI use led participants to reduce worker compensation *relative to* the increased compensation they would have offered in the absence (or nonsalience) of AI use. The AI Penalization effect in Study 6, then, manifested as a *dampened increase in worker compensation for AI use* following

productivity growth. Hence, the AI Penalization effect is more nuanced than “people simply slashing or trimming compensation as a result of AI use”; instead, it describes a negative impact on worker compensation as a result of AI use that can take on various forms, such as a *dampened increase* in compensation.

## Section 19. Study 7 Detailed Results

### *Testing the AI Penalization Effect*

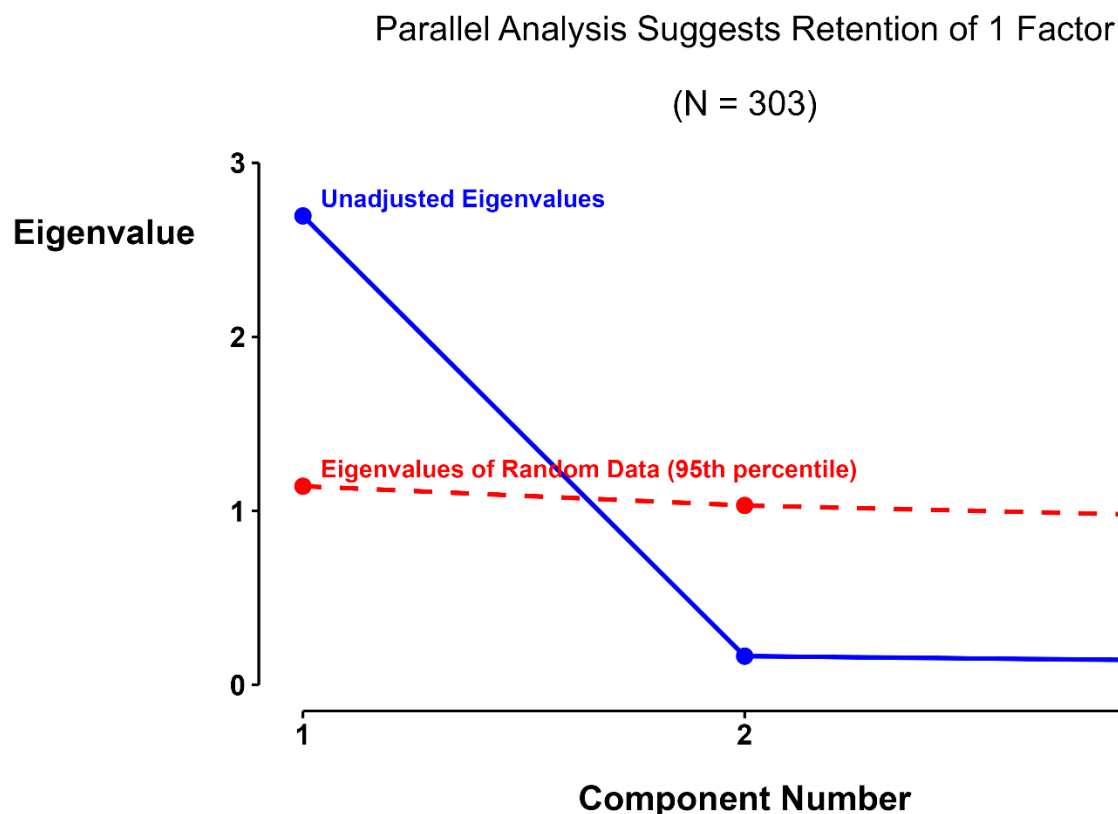
As predicted (<https://aspredicted.org/3nfn-p23y.pdf>), we replicated the findings of Studies 1 and 2. Specifically, participants offered a smaller payment for the graphic designer in the AI condition ( $M = \$37$ ,  $SD = \$14$ ) than in the No AI condition ( $M = \$48$ ,  $SD = \$11$ ),  $t(301) = -7.47$ ,  $p < .001$ ,  $d = -0.86$ .

### *Factor Analysis for the Items Measuring Credit Deservingness*

To confirm that there is one factor underlying the three items measuring credit deservingness, we first conducted a parallel analysis using the R package ‘kim’ which relies on the R package ‘paran’ (37, 38).

### Figure S3

#### *Parallel Analysis of the Items Measuring Credit Deservingness*



As shown in Figure S3, only the first component's eigenvalue exceeded the eigenvalues derived from random data at the 95<sup>th</sup> percentile, while second and third components' eigenvalues did not. Thus, the parallel analysis suggests only one factor accounts for variance beyond what would be expected by chance, supporting the retention of a single factor for further analysis.

We followed up the parallel analysis by conducting a confirmatory factor analysis (39, 40). As shown in Table S3, the factor analysis results indicated that a single component accounted for 90% of the total variance in the mediator items, with high factor loadings observed across all items,  $\lambda_s > 0.94$ . These high loadings suggest that each item strongly reflects the latent construct of credit deservingness.

The communalities were also high across all the items ( $h^2s > 0.89$ ), indicating that the factor of credit deservingness explained a substantial proportion of the variance in each item.

In addition, a reliability analysis showed high reliability for the three items ( $\alpha = 0.94$ , average inter-item correlation = 0.85), suggesting that the mediator items were highly consistent in measuring the construct of credit deservingness.

**Table S3**

*Factor Analysis of the Items Measuring Credit Deservingness*

#	Item	Factor Loading	Communality
1	How much credit do you think the graphic designer deserves for creating the ad? (1 = <i>No credit at all</i> , 7 = <i>All the credit</i> )	.95	.90
2	How responsible do you think the graphic designer was for creating the ad? (1 = <i>Not at all responsible</i> , 7 = <i>Completely responsible</i> )	.95	.91
3	How important do you think the graphic designer's role was in creating the ad? (1 = <i>Not at all important</i> , 7 = <i>Extremely important</i> )	.94	.89

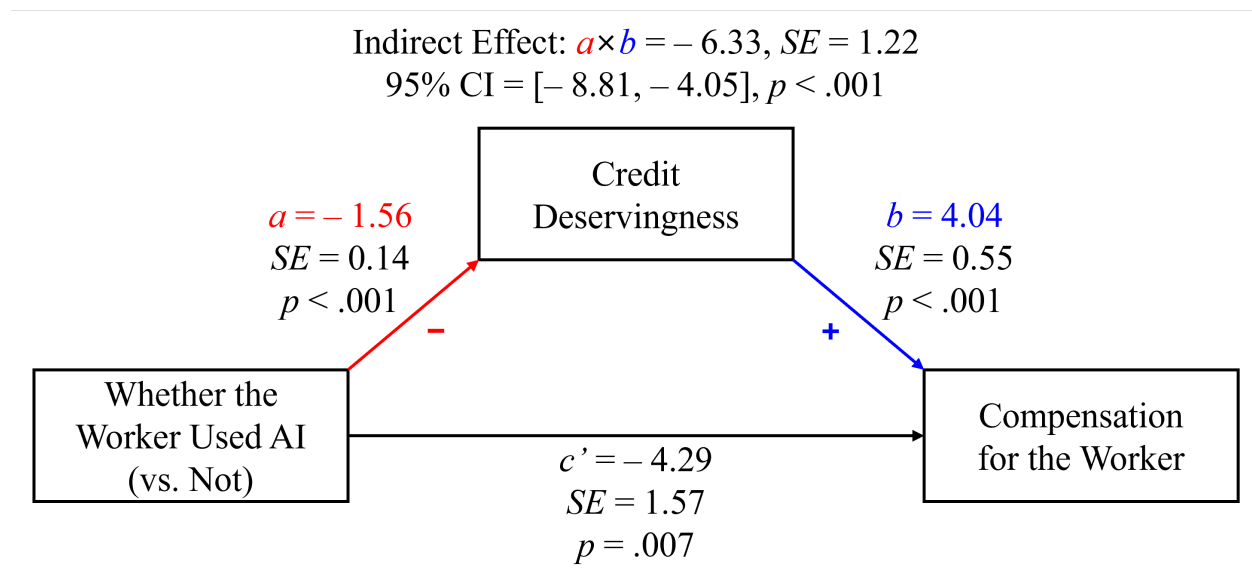
*Note.* % of variance explained = 90%.  $\alpha = 0.94$ . Average inter-item correlation = 0.85.

### Mediation Analysis

Now that we had a measure of credit deservingness, we estimated a mediation model in which the use of AI (or not) affected the compensation for the designer indirectly through credit deservingness (see Figure S4). Consistent with our preregistration, the estimated indirect effect was significant and negative,  $a \times b = -6.33$ ,  $SE = 1.22$ , 95% CI =  $[-8.81, -4.05]$ ,  $p < .001$ . That is, when participants were told about the designer's use of an AI system (vs. when they were not told anything about their use of an AI system), they perceived that the designer deserved less credit for their work output (i.e., the social media ad), which in turn led the participants to give a smaller hypothetical payment to the designer. In addition, we find that the indirect effect accounted for 60% of the total effect (95% CI =  $[38\%, 88\%]$ ) that the independent variable (use of AI) had on the dependent variable (worker compensation).

**Figure S4**

*Mediation Model Estimated in Study 7*



Study 7 provides the initial evidence for a mechanism underlying the AI Penalization effect. Specifically, we find that people reduce compensation for workers using AI, likely

because they perceive that such workers deserve less credit for their work output. This explanation was supported by the highly significant indirect effect through credit deservingness estimated in the simple mediation model. In Study 8, we test this simple mediation model again and investigate whether this indirect effect may be moderated.

## Section 20. Study 8 Detailed Results

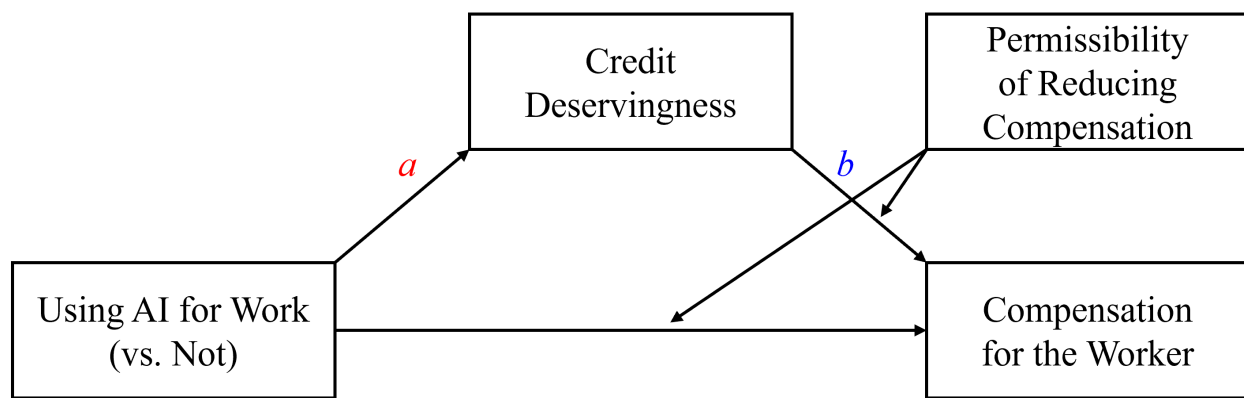
We first estimated the same simple mediation model as in Study 7. Replicating the finding of Study 8, the estimated indirect effect through credit deservingness was significant and negative,  $a \times b = -22.67$ ,  $SE = 3.23$ , 95% CI =  $[-29.31, -16.55]$ ,  $p < .001$ . In other words, when participants learned that the designer used an AI system for their work (vs. when they did not learn anything about an AI system), they perceived that the designer deserved less credit for their work output, which in turn translated to a smaller hypothetical payment to the designer. The indirect effect through credit deservingness accounted for 85% of the total effect (95% CI =  $[62\%, 117\%]$ ) that the independent variable (use of AI) had on the dependent variable (worker compensation). Although this simple mediation model represents what some researchers call a “complete” or “full” mediation, we refrain from making claims about partial or complete mediation regarding our mediation models, concurring with the opinion of Hayes (41). Nevertheless, these results suggest that the reduction in worker compensation caused by AI use is explained in large part by people’s judgment that the worker deserves less credit for the output aided by AI.

Next, we tested our moderated mediation model. Specifically, we tested whether the mediation through credit deservingness mentioned in the previous paragraph might be moderated by our manipulation of *permissibility* of reducing worker compensation. Using Hayes’s PROCESS Model 15 (41), we estimated the moderated mediation model depicted in Figure S5. The results showed that the indirect effect through credit deservingness was moderated by the binary variable representing our More or Less Permissible condition, the index of moderated mediation = 10.06,  $SE = 5.09$ , 95% CI =  $[0.37, 20.49]$ . Consistent with our speculation, the indirect effect through credit deservingness was weaker in magnitude in the Less Permissible condition,  $a \times b = -16.76$ ,  $SE = 4.13$ , 95% CI =  $[-25.41, -9.13]$ , than in the More Permissible

condition,  $a \times b = -26.82$ ,  $SE = 4.07$ , 95% CI = [-35.25, -19.21]. Put differently, participants paid a smaller hypothetical bonus to the worker using AI (than to the worker supposedly not using AI), likely because they thought the AI-assisted worker deserved less credit for their work output, but the *extent* to which participants reduced the bonus for this reason was attenuated when participants learned that the bonus amount was specified in employment contracts (as compared to when the bonus amount reflected the company's past behavior). Study 8 thus demonstrates that the permissibility of reducing worker compensation sets a boundary condition for our finding that AI use can reduce worker compensation through credit deservingness.

### Figure S5

*The Moderated Mediation Model Estimated in Study 8*



When bound by employment contract:

Indirect Effect ( $a \times b$ ) = -16.8,  $SE = 4.16$ , 95% CI = [-25.0, -8.84]

When not bound by employment contract:

Indirect Effect ( $a \times b$ ) = -26.8,  $SE = 4.05$ , 95% CI = [-35.1, -19.3]

Index of moderated mediation = 10.06,  $SE = 5.14$ , 95% CI = [0.54, 20.47]



## Section 21. Study 9 Detailed Results

A one-way ANOVA revealed a significant difference in payment for the graphic designer across the three conditions,  $F(2, 468) = 61.57, p < .001$ . Replicating the findings from Study 2, participants offered lower hypothetical payments to the designer assisted by AI ( $M = \$35.3, SD = \$16.6$ ) than to the designer who received no assistance ( $M = \$48.6, SD = \$11.2$ ),  $t(312) = -8.29$ , Holm-adjusted  $p < .001, d = -0.94$ . More importantly, however, participants offered significantly *higher* hypothetical payments to the designer assisted by another human ( $M = \$53.6, SD = \$16.8$ ) than to the designer who received no assistance ( $M = \$48.6, SD = \$11.2$ ),  $t(312) = 3.13$ , Holm-adjusted  $p = .002, d = 0.35$ . That is, instead of observing a reduction in compensation in the Help From Human condition, we observed an *increase* in compensation. These results suggest that people reducing compensation for workers assisted by AI is indeed an “AI Penalization” effect rather than a mere “Assistance Penalization” effect, as such reduction seems unique to assistance from AI and does not seem to extend to assistance from other entities like another human.

## Section 22. Study 10 Detailed Results

### *Dependent t-Test*

Following the preregistration (<https://aspredicted.org/9tsh-78jy.pdf>), for each manager, we summed their bonus amounts for two workers who purportedly used AI and their bonus amounts for two workers who purportedly did not use AI. We then compared the total bonus for workers using AI and the total bonus for workers not using AI across all managers by conducting a dependent *t*-test. As predicted, managers gave smaller bonuses to workers who used AI ( $M = \$0.35$ ,  $SD = \$0.21$ ) than to workers who did not use AI ( $M = \$0.65$ ,  $SD = \$0.21$ ),  $t(139) = -8.74$ ,  $p < .001$ ,  $d_z = -0.74$ . As noted in the Methods section of the main text, these decisions by the managers were used to calculate and pay the average bonus amount to each of the four workers within a few days of data collection. We thus find the AI Penalization effect with real bonuses to real gig workers.

### *Multilevel Modeling and Regression Analyses Accounting for Workers' Performance*

In previous studies, we estimated the effect of AI use on worker compensation while holding constant workers' performance through scenario details. However, Study 10 enabled us to estimate the effect of AI use on worker compensation *while statistically controlling for* workers' performance, because we could now directly measure workers' performance by having third-party judges evaluate their outputs. For this analysis, we recruited from Prolific yet another separate sample of 30 participants (hereafter, *the judges*). We presented these judges with each of the same four social media posts presented to the managers and asked them to rate the likelihood that the social media post would "encourage readers to learn more about the product" on a 7-point scale (1 = *Not likely at all*, 7 = *Extremely likely*); see *SI, Section 10*, "Part 3." We then computed the mean of the likelihood ratings for each of the four social media posts so that each

mean value would represent the level of performance by the worker who produced the given social media post.

Next, we estimated a multilevel model in which the bonus amounts allocated by managers were predicted by (1) the within-subjects binary variable of whether workers purportedly used AI (Purported Use of AI by Worker) and (2) workers' performance, while controlling for the fixed effects of different managers; see Model 1 in Table S4. Consistent with the results from the dependent *t*-test, we find that the purported use of AI by workers led the managers to significantly reduce their compensation,  $b = -15.45$ ,  $SE = 1.46$ ,  $t(418) = -10.61$ ,  $p < .001$ , even when the model controlled for the effects of workers' different levels of performance. Although workers' performance positively predicted the bonus allocated to them ( $b = 2.20$ ,  $SE = 2.29$ ), this relationship was not statistically significant,  $t(418) = 0.96$ ,  $p = .34$ . When we estimate a multiple regression model that does not control for the fixed effects of different managers (Model 2 in Table S4) to address possible overfitting in the previous multilevel model (implied by the negative adjusted  $R^2$  value of  $-.05$  in Model 1), we essentially obtain the same results: Purported use of AI by workers significantly reduced the bonuses allocated by managers.

**Table S4**

*Multilevel Modeling and Regression Analyses Accounting for Workers' Performance*

Model	Fixed Effects of Managers Added?	Variable	<i>b</i>	<i>SE</i>	<i>p</i>
1 $R^2 = .21$ Adj. $R^2 = -.05$	Yes	<b>Purported Use of AI by Worker</b>	<b>-15.45</b>	<b>1.46</b>	<b>&lt; .001</b>
		Worker's Performance	2.20	2.29	.34
2 $R^2 = .21$ Adj. $R^2 = .21$	No	(Intercept)	22.06	9.65	.023
		<b>Purported Use of AI by Worker</b>	<b>-15.45</b>	<b>1.26</b>	<b>&lt; .001</b>
		Worker's Performance	2.20	1.99	.27

*Note.* Dependent variable: Bonus in number of cents (allocated by manager to workers).

The results from both (1) the dependent  $t$ -test and (2) multilevel and regression models replicate the findings from our scenario studies with real monetary compensation for real workers. That is, the managers who oversaw a group of gig workers gave smaller bonuses for workers who used AI, as compared with workers who did not use AI. Thus, even when paying real workers with real money, people penalized workers for using AI. Moreover, these results held even after statistically controlling for workers' actual performance levels, suggesting the robustness of the AI Penalization effect in real-world compensation decisions.

### Section 23. Study 11 Detailed Results

Following the preregistration (<https://aspredicted.org/q4zz-yb4h.pdf>), we conducted an independent  $t$ -test to compare the bonuses that managers gave to their workers when the workers purportedly used AI and when the workers supposedly did not use AI. As predicted, managers gave smaller bonuses to their workers when they purportedly used AI ( $M = \$2.28$ ,  $SD = \$1.58$ ) than when they did not ( $M = \$3.27$ ,  $SD = \$1.46$ ),  $t(503) = -7.25$ ,  $p < .001$ . As noted in the Methods section in the main text, we used these decisions by the managers to calculate and pay the average bonus amount to each of the four workers within a few days of data collection. Thus, we replicate the AI Penalization effect with real bonuses to gig workers.

The independent  $t$ -test above tests the effect of workers' AI use on their compensation without accounting for their actual performance. It is possible that the AI Penalization effect might disappear once we account for workers' actual performance (22). To test whether the AI Penalization effect may still be observed even after workers' actual performance was taken into account, we used the workers' mean performance ratings from Study 10 and conducted regression analyses. Specifically, for each of the 505 managers in Study 11, we identified their worker's social media post and recorded the mean performance rating associated with that worker (i.e., the mean rating on the item, "How likely is this post to encourage readers to learn more about the product?" from Study 10, Part 3; see Study 10 Materials in Section 11 of this document). We then regressed managers' bonus decisions on these performance ratings in the first regression model; see Model 1 in Table S5. Next, we regressed managers' bonus decisions on both the performance ratings and the binary variable of whether a given manager's worker purportedly used AI ( $0 = \text{Their worker did not use AI}$ ,  $1 = \text{Their worker used AI}$ ); see Model 2 in Table S5.

Not surprisingly, workers' actual performance significantly predicted the managers' bonus decisions. Specifically, higher performance (i.e., creating a higher-rated social media post) was associated with higher bonus for the worker,  $b = 0.55$ ,  $SE = 0.22$ ,  $t(503) = 2.47$ ,  $p = .014$  (Model 1 in Table S5). More importantly, however, managers gave lower bonuses to their workers when the workers purportedly used AI,  $b = -0.98$ ,  $SE = 0.14$ ,  $t(502) = 7.29$ ,  $p < .001$ , even after accounting for the positive effect of workers' performance (Model 2 in Table S5). In other words, we continued to observe the AI Penalization effect with real bonuses allocated to real gig workers—even after accounting for actual and varying levels of worker performance.

**Table S5**

*Regression Analyses Accounting for Workers' Performance*

Model	Variable	$b$	$SE$	$\beta$	$p$
1 $R^2 = .012$ Adj. $R^2 = .010$	(Intercept)	0.092	1.09	-	.93
	Worker's Performance	0.55	0.22	0.11	.014
2 $R^2 = .11$ Adj. $R^2 = .10$	(Intercept)	0.60	1.04	-	.56
	Worker's Performance	0.55	0.21	0.11	.010
	<b>Purported Use of AI by Worker</b>	<b>-0.98</b>	<b>0.14</b>	<b>-0.31</b>	<b>&lt; .001</b>

## References

1. N. Maslej, *et al.*, Artificial Intelligence Index Report 2024. (2024).
2. E. Paradis, *et al.*, How much does AI impact development speed? An enterprise-based randomized controlled trial. *ArXiv Prepr. ArXiv241012944* (2024).
3. K. Kanazawa, D. Kawaguchi, H. Shigeoka, Y. Watanabe, “Ai, skill, and productivity: The case of taxi drivers” (National Bureau of Economic Research, 2022).
4. E. Zhou, D. Lee, Generative artificial intelligence, human creativity, and art. *PNAS Nexus* **3**, pgae052 (2024).
5. A. Singla, A. Sukharevsky, L. Yee, M. Chui, B. Hall, “The state of AI in early 2024: Gen AI adoption spikes and starts to generate value” (2024).
6. C. Longoni, A. Fradkin, L. Cian, G. Pennycook, News from generative artificial intelligence is believed less in *Proceedings of the 2022 ACM Conference on Fairness, Accountability, and Transparency*, (2022), pp. 97–106.
7. F. Magni, J. Park, M. M. Chao, Humans as creativity gatekeepers: Are we biased against AI creativity? *J. Bus. Psychol.* **39**, 643–656 (2024).
8. M. Ragot, N. Martin, S. Cojean, Ai-generated vs. human artworks. a perception bias towards artificial intelligence? in *Extended Abstracts of the 2020 CHI Conference on Human Factors in Computing Systems*, (2020), pp. 1–10.
9. J. A. Reif, R. P. Larrick, J. B. Soll, Evidence of a social evaluation penalty for using AI. *Proc. Natl. Acad. Sci.* **122**, e2426766122 (2025).
10. H. Kim, T. K. Koo, The Impact of Generative AI on Syllabus Design and Learning. *J. Mark. Educ.* 02734753241299024 (2024).
11. Microsoft, “2024 Work Trend Index Annual Report” (2024).
12. Slack, The Workforce Index. (2024).
13. D. Acemoglu, P. Restrepo, “Artificial intelligence, automation, and work” in *The Economics of Artificial Intelligence: An Agenda*, (University of Chicago Press, 2019), pp. 197–236.
14. E. Engberg, M. Koch, M. Lodefalk, S. Schroeder, Artificial intelligence, tasks, skills and wages: Worker-level evidence from Germany. [Preprint] (2023). Available at: <https://www.econstor.eu/bitstream/10419/298567/1/1877476331.pdf> [Accessed 13 November 2024].
15. E. Felten, M. Raj, R. Seamans, How will language modelers like chatgpt affect occupations and industries? *ArXiv Prepr. ArXiv230301157* (2023).

16. F. M. Fossen, D. Samaan, A. Sorgner, How are patented AI, software and robot technologies related to wage changes in the United States? *Front. Artif. Intell.* **5**, 869282 (2022).
17. A. Copestake, M. Marczynek, A. Pople, K. Stapleton, AI and Services-Led Growth: Evidence from Indian Job Adverts. [Preprint] (2024). Available at: <https://copestake.info/workingpaper/akai/AKAI.pdf> [Accessed 13 November 2024].
18. X. Hui, O. Reshef, L. Zhou, The short-term effects of generative artificial intelligence on employment: Evidence from an online labor market. *Organ. Sci.* (2024).
19. D. Qiao, H. Rui, Q. Xiong, AI and Jobs: Has the Inflection Point Arrived? Evidence from an Online Labor Platform. *ArXiv Prepr. ArXiv231204180* (2023).
20. B. D. Earp, *et al.*, Credit and blame for AI-generated content: Effects of personalization in four countries. *Ann. N. Y. Acad. Sci.* (2024).
21. S. Wei, N. Ibrahim, R. A. Anderson, J. Rudd, Who Gets the Credit? Self-other differences in evaluating workplace collaboration with generative AI. (2024).
22. J. Kim, V. Izmaylova, C. Cusimano, Does AI diminish people's sense of entitlement to work-related rewards? *SJDM 2024* (2024). Available at: <https://sjdm.org/programs/2024-program.pdf> [Accessed 19 March 2025].
23. W. Orr, J. L. Davis, Attributions of ethical responsibility by Artificial Intelligence practitioners. *Inf. Commun. Soc.* **23**, 719–735 (2020).
24. G. Lima, N. Grgić-Hlača, M. Cha, Human perceptions on moral responsibility of AI: A case study in AI-assisted bail decision-making in *Proceedings of the 2021 CHI Conference on Human Factors in Computing Systems*, (2021), pp. 1–17.
25. D. Kahneman, J. L. Knetsch, R. Thaler, others, Fairness as a constraint on profit seeking: Entitlements in the market. *Am. Econ. Rev.* **76**, 728–741 (1986).
26. D. L. Chen, J. J. Horton, Research note—Are online labor markets spot markets for tasks? A field experiment on the behavioral response to wage cuts. *Inf. Syst. Res.* **27**, 403–423 (2016).
27. E. Hermann, S. Puntoni, C. K. Morewedge, GenAI and the psychology of work. *Trends Cogn. Sci.* (2025).
28. S. Bankins, P. Formosa, The ethical implications of artificial intelligence (AI) for meaningful work. *J. Bus. Ethics* **185**, 725–740 (2023).
29. S. Schweitzer, D. De Cremer, When being managed by technology: does algorithmic management affect perceptions of workers' creative capacities? *Acad. Manag. Discov.* **10**, 375–392 (2024).



30. J. Kim, How to Capture and Study Conversations Between Research Participants and ChatGPT: GPT for Researchers (g4r.org). [Preprint] (2025). Available at: <https://doi.org/10.48550/arXiv.2503.18303> [Accessed 25 March 2025].
31. A. Adams-Prassl, M. Balgova, M. Qian, “Flexible work arrangements in low wage jobs: Evidence from job vacancy data” (IZA Discussion Papers, 2020).
32. B. G. Edelman, D. Ngwe, S. Peng, Measuring the impact of AI on information worker productivity. *Available SSRN 4648686* (2023).
33. S. Noy, W. Zhang, Experimental evidence on the productivity effects of generative artificial intelligence. *Science* **381**, 187–192 (2023).
34. S. Peng, E. Kalliamvakou, P. Cihon, M. Demirer, The impact of ai on developer productivity: Evidence from github copilot. *ArXiv Prepr. ArXiv230206590* (2023).
35. A. P. Fiske, The four elementary forms of sociality: Framework for a unified theory of social relations. *Psychol. Rev.* **99**, 689–723 (1992).
36. N. Haslam, A. P. Fiske, Relational models theory: A confirmatory factor analysis. *Pers. Relatsh.* **6**, 241–250 (1999).
37. A. Dinno, paran: Horn’s Test of Principal Components/Factors. [Preprint] (2024). Available at: <https://alexisdinno.com/Software/index.shtml#paran>.
38. J. Kim, kim: An Analysis Toolkit for Behavioral Scientists. [Preprint] (2025). Available at: <http://jinkim.science/docs/kim.pdf> [Accessed 8 May 2025].
39. A. Field, J. Miles, Z. Field, “Discovering Statistics Using R” in (SAGE Publications, 2012), pp. 760, 778.
40. W. Revelle, psych: Procedures for Psychological, Psychometric, and Personality Research. [Preprint] (2024). Available at: <https://personality-project.org/r/psych/>.
41. A. F. Hayes, *Introduction to mediation, moderation, and conditional process analysis : a regression-based approach*, 2nd Ed. (Guilford Press, 2018).