

3D Object Manipulation in a Single Image using Generative Models

Ruisi Zhao¹, Zechuan Zhang¹, Zongxin Yang², Yi Yang^{1*}

¹ReLER, CCAI, Zhejiang University ²DBMI, HMS, Harvard University

{zhaors00, zechuan, yangyics}@zju.edu.cn
{Zongxin_Yang}@hms.harvard.edu




Figure 1: Applications of OMG3D: combine different concepts with background images.

Abstract

Object manipulation in images aims to not only edit the object’s presentation but also gift objects with motion. Previous methods encountered challenges in concurrently handling static editing and dynamic generation, while also struggling to achieve fidelity in object appearance and scene lighting. In this work, we introduce **OMG3D**, a novel framework that integrates the precise geometric control with the generative power of diffusion models, thus achieving significant enhancements in visual performance. Our framework first converts 2D objects into 3D, enabling user-directed modifications and lifelike motions at the geometric level. To address texture realism, we propose *CustomRefiner*, a texture refinement module that pre-train a customized diffusion model, aligning the details and style of coarse renderings of 3D rough model with the original image, further refine the texture. Additionally, we intro-

duce *IllumiCombiner*, a lighting processing module that estimates and corrects background lighting to match human visual perception, resulting in more realistic shadow effects. Extensive experiments demonstrate the outstanding visual performance of our approach in both static and dynamic scenarios. Remarkably, all these steps can be done using one NVIDIA 3090. Project page is at <https://whalesong-zrs.github.io/OMG3D-projectpage/>

1. Introduction

Object manipulation seeks to modify or animate specific objects in images to achieve enhanced visual effects. It has been widely utilized across various fields, such as poster design, AR/VR, and the film industry. Some advanced tools like PhotoShop [15] offer pixel-level editing capabilities, including object addition and removal, lighting adjustments, and animation creation. However, their complexity often poses a significant barrier for beginners. As

*Corresponding author.

a result, many generative methods have emerged to offer more user-friendly alternatives to these editing tools.

Although existing methods achieve notable visual effects, they still face two key limitations in object manipulation: (i) **Difficulty in concurrently handling static editing and dynamic generation.** Current static editing methods, such as text-based approaches [38, 10, 3], are effective at modifying object appearances, and some 3D reconstruction-based methods [6, 55, 45] excel at precise pose control. However, when these methods are applied to dynamic generation, frame-by-frame editing fails to maintain consistency in both object’s appearance and motion, resulting in visual abrupt shifts. (ii) **Lack of realism in object appearance and scene lighting.** Whether in static editing or dynamic generation, existing methods often cause distortions in the generated results, such as detail loss or unrealistic appearance. And methods using 3D reconstruction [20, 46] fall short in maintaining high fidelity to the original image, particularly in texture representation. Additionally, these methods typically overlook real lighting effects, lacking precise control over this aspect, leading to a loss of visual realism in the generated images and videos.

In response to the aforementioned limitations, we propose corresponding solutions that fully enable object manipulation. **To concurrently achieve static editing and dynamic generation,** we propose that both tasks can be accomplished by converting objects into 3D space and then binding skeletons to geometric data for manipulation. Our framework, **OMG3D**, allows users to interact with 3D generated models, thereby achieving predictable outcomes. The graphic rendering pipeline integrated in **OMG3D** delivers both realistic object appearances and smooth animation. **For addressing the lack of realism in object’s texture and scene lighting,** we optimize texture map of rough 3D models through differentiable rasterization [18]. Additionally, we estimate [57, 30] and correct background lighting, delivering in a spherical light output. By integrating the refined 3D models with accurately corrected spherical lighting into the physical rendering process, **OMG3D** can achieve life-like and impressive outcomes.

To further showcase the capabilities of **OMG3D**, we delve into specific modules for texture refinement and illumination enhancement. We first introduce **CustomRefiner**, which develops a customized diffusion model for each concept. After DDIM Inversion [37] converts the image into Gaussian noise, the customized model [35] helps preserve the object’s color and appearance while generating multiple viewpoints. During the DDIM Inversion and denoising process, we incorporate depth control [58] and feature injection [38] to maintain geometric information. Finally, we fine-tune the texture using differentiable rasterization [18] across multiple generated viewpoints. For realistic illumination, we introduce **IllumiCombiner**, which estimates

background lighting and derives a spherical light. To improve the object’s color fidelity under the estimated lighting, we leverage the object’s color for light color correction and adaptively enhance light’s intensity. These strategies ensure that the lighting accurately reflects the object’s original colors and maintains the desired shadow effects.

Our proposed framework, **OMG3D**, is capable of performing a wide range of object manipulation tasks, including image editing, object composition and animation. It outperforms methods in both 2D image editing and image-to-video generation. Recognizing the limitations of automatic quantitative metrics, we conduct a user evaluation study, which shows that **OMG3D**’s outputs are preferred over baseline results across cases. Compared to previous methods, our approach offers more physically accurate control over manipulations, along with higher-quality reconstruction results, more realistic dynamic effects and enhanced shadow effects. In summary, our contributions are:

- We propose a unified and extensible framework, **OMG3D**, which adapts the advanced techniques to address the unique challenges of both static and dynamic generation with high fidelity. By enabling 3D object manipulation, **OMG3D** bridges the gap between static transformations and temporal dynamics.
- We introduce **CustomRefiner**, a texture refinement module that uses a customized diffusion model to refine rough 3D model’s rendering viewpoints, further optimizing texture alignment with the original image.
- We introduce **IllumiCombiner**, which estimates and corrects background lighting in images, achieving more accurate rendering of colors and enhanced light and shadow effects.
- We conduct extensive experiments to demonstrate the superiority of **OMG3D** compared to existing methods.

2. Related Work

Image editing. Diffusion models [12, 29, 34, 32, 29] have renewed interest in image editing, with increasing attention on advancing their capabilities through text-guided manipulation [2, 10, 28, 38, 66, 65, 64, 53]. Additionally, attention modification techniques, which enhance the operations of attention layers [39], provide an efficient, training-free approach to image editing. Methods like MasaCtrl [3] and PnP [38] emphasize the replacement of attention features to improve consistency and achieve more coherent results. Many methods [16, 25] use 3D priors for more accurate editing. Image Sculpting [55] focuses on using 3D depth information to generate edited results and employs refine 2D static outputs.

Image Animation. With the rise of Video Diffusion Models [13], numerous methods [42, 22, 41, 48, 47] utilize




Figure 2: Overview of our method. The teaser image provides a visual summary of the key contribution of this work.

images as conditions to generate videos. Previous methods [36, 24] utilize estimated optical flow in conjunction with a pre-trained text-to-image diffusion model [34] to achieve video generation. Some concurrent works focus on controllable editing through motion conditions, including object movement [5], camera movement [51]. However, due to the limitations of model capabilities, image-to-video techniques still have significant room for improvement in maintaining both object appearance and motion fluidity.

Illumination harmonization. Illumination harmonization is a crucial vision task that ensures objects are naturally integrated into new backgrounds, and many studies [57, 40, 43, 4, 30] have focused on addressing this challenge. [4] adjusted the foreground albedo to align with the background and estimated environmental lighting to refine the shading process. [8] introduced a technique that utilizes 3D object information to generate high-quality Reflectance Maps, enabling the recovery of detailed lighting information. DiPIR [19] effectively estimate environmental light from background, which requires per-object optimization for environmental lighting. ICLight [59] achieves amazing results in generating arbitrary lighting effects; however, it is not fully suitable for our task as it often alters the background, making it less applicable for video tasks. Thanks to the plug-and-play nature of our framework, these methods like DiPIR can serve as alternative implementations for the lighting module, offering flexibility in integration.

3. Preliminary

Diffusion models. Diffusion models [12, 37, 63] aims to predict a data distribution p_{data} through a progressive denoising process. It is represented as a discrete-time stochastic process $\{\mathbf{x}_t\}_{t=0}^T$ where $\mathbf{x}_0 \sim p_{data}$, and $\mathbf{x}_t \sim \mathcal{N}(\mathbf{x}_{t-1}; \sqrt{\alpha_t/\alpha_{t-1}}\mathbf{x}_{t-1}, (1 - \alpha_t/\alpha_{t-1})\mathbf{I})$. The decreasing scalar function α_t , with constraints that $\alpha_0 = 1$ and $\alpha_T \approx 0$, controls the noise level through time. It can be shown that:

$$\mathbf{x}_t = \sqrt{\alpha_t}\mathbf{x}_0 + \sqrt{1 - \alpha_t}\epsilon, \text{ where } \epsilon \sim \mathcal{N}(\mathbf{0}, \mathbf{I}). \quad (1)$$

A diffusion model ϵ_ϕ is trained to predict the noise ϵ from \mathbf{x}_t , the simplified training loss \mathcal{L} is

$$\mathcal{L} = \mathbb{E}_{\mathbf{x}_0, t, \epsilon} \|\epsilon_\phi(\sqrt{\alpha_t}\mathbf{x}_0 + \sqrt{1 - \alpha_t}\epsilon, t, \mathbf{C}) - \epsilon\|_2^2, \quad (2)$$

where \mathbf{C} denotes conditions such as text or images.

Image to 3D. DreamFusion [33] generates 3D models from text by leveraging a pretrained diffusion model ϵ_ϕ as an image prior, optimizing the 3D representation parameterized by θ . Building on this approach, in image-to-3D generation, the diffusion model ϵ_ϕ is trained to predict the sampled noise $\epsilon_\phi(\mathbf{x}_t; \mathbf{x}_r, t)$ of the noisy image \mathbf{x}_t at the noise level t , conditioned on the reference image \mathbf{x}_r . A *score distillation sampling* (SDS) loss encourages the rendered images to align with the distribution modeled by the diffusion model, where $\omega(t)$ is the weighting function:

$$\nabla_\theta \mathcal{L}_{\text{SDS}} = \mathbb{E}_{t, \epsilon} \left[\omega(t) (\epsilon_\phi(\mathbf{x}_t; \mathbf{x}_r, t) - \epsilon) \frac{\partial \mathbf{x}}{\partial \theta} \right], \quad (3)$$

4. Method

We present a novel diffusion model based framework, OMG3D, for comprehensive object manipulation from images (see Figure 3). In the following sections, we provide an overview of OMG3D in Section 4.1, introduce the texture optimization module CustomRefiner in Section 4.2 and the lighting processing module IllumiCombiner in Section 4.3.

4.1. Overview of OMG3D

Given a 2D image, our framework is designed to manipulate objects within 3D space, encompassing both static edit and dynamic generation, before rendering them back into a 2D image. This process occurs in three key steps: 1. Converting the 2D object into a 3D model and optimizing its texture, 2. Deforming the reconstructed model within 3D space, 3. Rendering the modified model with enhanced lighting to improve the visual output.

3D model reconstruction. Given an image of object, we first isolate the object from the background using methods like SAM [17]. We then use the object’s segmentation

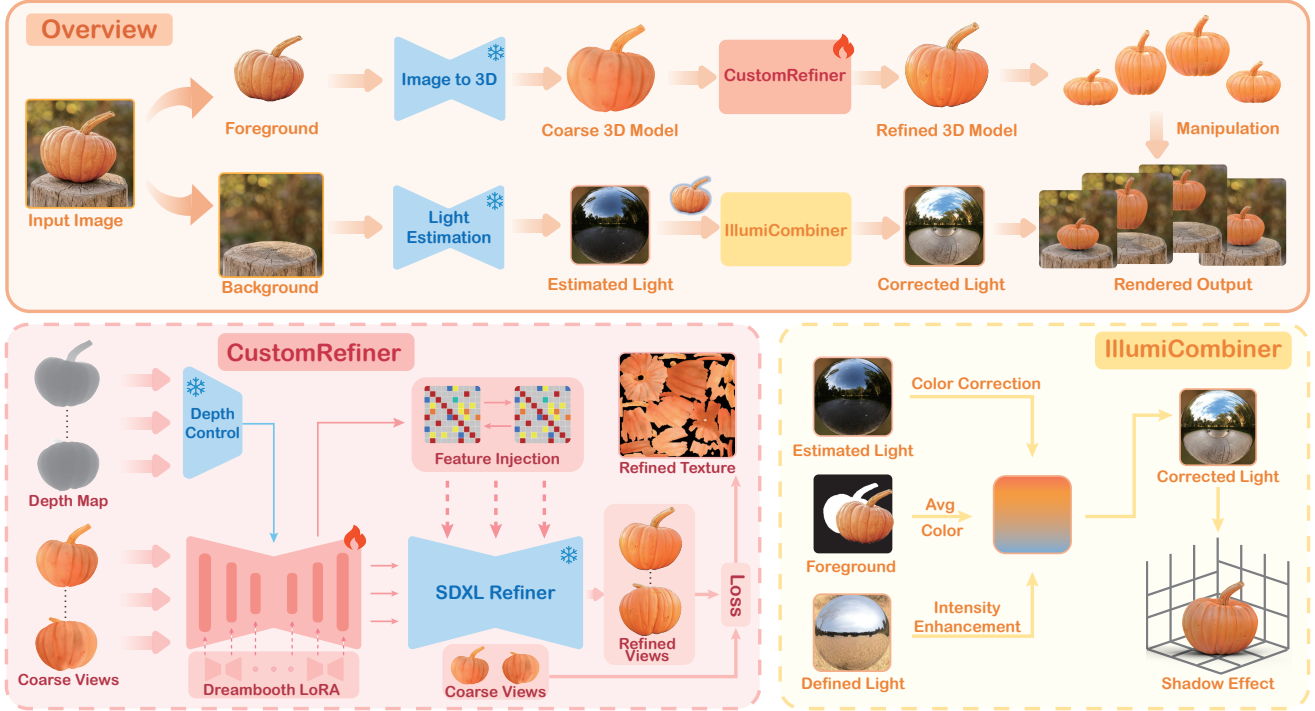


Figure 3: We demonstrate the workflow of OMG3D (§Section 4.1). OMG3D has two key modules: (1) CustomRefiner (§Section 4.2), and (2) IllumiCombiner (§Section 4.3). The former leverages a customized diffusion model to optimize the rendering viewpoints and subsequently improve the model’s textures. The latter uses color information from the original image and predefined light sources to correct the color and enhance the intensity of the estimated light, ensuring natural lighting in the final image.

as a reference to reconstruct the mesh through image-to-3D methods [20, 46, 26, 60, 61, 62, 50, 21]. Currently, the reconstructed results often show a significant gap in texture presentation compared to the original image. To address this, we use **CustomRefiner** to enhance the texture, significantly improving the fidelity of the final output.

3D model deformation. After optimizing the 3D model, users can use auto-rigging tools or manually construct a skeleton and manipulate it by rotating the bones to achieve the desired pose or attach animations to the skeleton, using 3D manipulation software such as Blender [7] or some auto-animation platform as Mixamo [27]. Because the texture mapping of a 3D model is exclusively linked to the vertices and independent of the pose, the appearance of the model remains consistent throughout this process.

Rendering results. Here, we assume that the user provides a specific camera pose for the 3D model, which can either be directly obtained from image-to-3D methods or manually adjusted by the user in software as Blender [7]. Through the graphics rendering pipeline, OMG3D inherently takes advantage of utilizing light sources effectively. Building on this, we focus on estimating and processing the lighting from the background image to derive an accurate

spherical light using **IllumiCombiner**. Finally, once the deformed model and corrected lighting are obtained, the physical rendering process ensures the 3D model’s realistic appearance, smooth animation and consistent shadow effects.

4.2. Cross-viewpoints generative texture refinement

To bridge the gap between rough models generated from image-to-3D methods and the original image, we propose **CustomRefiner**, a texture refinement module that uses differentiable rasterization[18] across refined rendering viewpoints. Specifically, our module focuses on three key aspects: 1. Appearance and color preservation, 2. Geometry information injection and 3. UV-texture optimization.

Appearance and color preservation. Our method draws inspiration from customized models, retaining the original object’s appearance and details when generating new viewpoints. Initially, we train a customized diffusion model like DreamBooth [35] for each concept. And we convert various rough rendering viewpoints back to Gaussian noise using DDIM Inversion [37]. During the denoising stage, we leverage information preserved by the pre-trained customized model to guide these viewpoints into visual alignment with the original image.




Figure 4: Qualitative comparison with image editing methods (§Section 5.1). Text-based methods fail to achieve the target action and maintain appearance, while Image Sculpting faces partial object loss.

Table 1: Quantitative comparison on image animation against other methods.

Method	GPT-4o		User Study			
	Image Align \uparrow	Text Align \uparrow	Image Align \uparrow	Text Align \uparrow	Realism \uparrow	Consistency \uparrow
Pika [31]	5.0	<u>4.0</u>	4.07	1.78	<u>3.48</u>	<u>3.37</u>
DynamiCrafter [49]	5.0	<u>4.0</u>	3.75	1.68	2.87	2.85
Cogvideox [54]	4.0	<u>4.0</u>	3.82	2.36	2.63	2.72
ImgScu[55]	3.0	<u>4.0</u>	2.88	<u>2.4</u>	1.85	2.02
Ours	5.0	5.0	<u>4.03</u>	4.65	4.03	4.4

Geometry information refinement. Since we can easily obtain precise depth maps of rough models through the graphics rendering pipeline, we incorporate Depth ControlNet [23] into the DDIM Inversion stage and diffusion denoising stage to ensure consistency in shape and geometric information. Additionally, to further enhance the preservation of appearance details, we draw inspiration from PnP [38] in deonising process. We save the feature maps from

the residual blocks and the self-attention maps from the transformer blocks. Then, in the SDXL refinement stage, we replace these features with the saved maps, ensuring that more details are preserved during the refinement process.

UV-texture optimization. By using DDIM Inversion (converting coarse rendering viewpoints into Gaussian noise), integrating Depth ControlNet and feature injection, we optimize results across various viewpoints. Gradient




Figure 5: Qualitative comparison with image animation methods (§Section 5.1). * indicates failure cases where the object remains stationary in the video. Distortions are highlighted by red rectangles. The pumpkin’s positions in Image Sculpting are changed across frames.

backpropagation is applied directly to the UV texture map through differentiable rasterization, with optimization performed using the following pixel-wise MSE loss:

$$\mathcal{L}_{\text{MSE}} = \|I_{\text{fine}}^p - I_{\text{coarse}}^p\|_2^2 \quad (4)$$

where I_{fine}^p and I_{coarse}^p are object’s rendering viewpoints before and after optimization at the defined camera pose p .

4.3. Hybrid lighting processing

Achieving realistic lighting and shadow effects has long been a challenge for many methods. Our framework, however, enhances these effects by incorporating spherical light sources to deliver superior results. To further improve this capability, we introduce **IllumiCombiner**, a lighting processing module that generates realistic and visually balanced spherical lighting. Specifically, it estimates and processes the lighting from background images to achieve more

visually pleasing results.

Light processing. We explore various lighting estimation methods [57, 30] to assess the background lighting. These methods export estimation as a spherical light L_e , which has two properties: **color component** c_e and **intensity component** i_e . However, we find that images directly rendered with L_e often exhibit reduced color, even with great shadow effect. To correct the rendering result’s color, we use SAM [17] to segment the object o , obtaining a mask M . We then calculate the average color within M , resulting in object’s color c_a .

$$c_a = \frac{1}{|M|} \sum_{x \in M} o(x) \quad (5)$$

Where $|M|$ represents the number of pixels in the mask M , and $o(x)$ represents the color value of pixel x in the object o . We design a color-blending coefficient λ_1 and blend

Method	GPT-4o	
	Image Align \uparrow	Text Align \uparrow
P2P [10]	2.00	1.00
Masactrl [3]	3.20	1.80
PnP [38]	4.80	2.00
ImgScu[55]	4.00	<u>3.00</u>
Ours	4.80	4.80

Table 2: Image editing evaluated on GPT4o.

the estimated lighting color c_e with c_a with to correct the color of the estimated lighting. Here c_{ec} is the corrected color.

$$c_{ec} = \lambda_1 c_e + (1 - \lambda_1) c_a \quad (6)$$

For intensity enhancement, we aim to maintain a base level of light’s brightness, preventing the rendered image from appearing too dark due to insufficient estimated intensity and ensuring color saturation. To achieve this, we define a uniform ambient light L_d (with equal intensity i_d in all directions and uniformly white in color), which inherently provides a consistent level of brightness. We then design a blending coefficient λ_2 to mix the i_e and i_d , ensuring object’s saturation through the defined light while retaining the shadow direction provided by the estimated light. The final enhanced intensity i_{ec} is:

$$i_{ec} = \lambda_2 i_e + (1 - \lambda_2) i_d \quad (7)$$

After applying color correction and intensity enhancement to the estimated light, we obtain the processed light L_{ec} , which comprises the color component c_{ec} and the intensity component i_{ec} . During the rendering process, a physical entity is required to capture shadows. To achieve this, we create a transparent plane, which can either be automatically generated under the mesh or manually placed. With the processed light and the transparent plane, OMG3D can achieve visually pleasing shadow effects.

5. Experiments

Experimental Setup. We adopt previous image-to-3D methods [20, 46] and specifically use Clay [60] to generate the initial mesh and texture. For texture refinement, we leverage DreamBooth [35] in combination with SDXL-1.0 [32] to implement a customized diffusion model. Specifically, we fine-tune DreamBooth using LoRA [14] for 3000 steps with a learning rate of $3e-5$. Additionally, we incorporate Depth ControlNet [23] during the denoising process to control depth effectively.

For object deformation and animation, these tasks can be achieved through automated platforms such as Mixamo [27], tools like Auto-Rig-Pro in Blender [7], or manually processed by users. For instance, we use platforms like

Method	User Study	
	Image Align \uparrow	Text Align \uparrow
P2P [10]	1.84	1.92
Masactrl [3]	2.7	2.03
PnP [38]	3.68	2.18
ImgScu[55]	<u>3.77</u>	<u>3.34</u>
Ours	3.93	4.38

Table 3: User study on image editing.

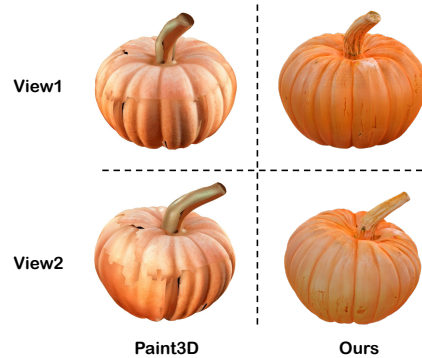


Figure 6: Compared with other texture refinement method.

Mixamo to upload meshes, select key skeletal points, and allow the system to automatically rig the skeleton and generate animations. Additionally, we employ DiffusionLight [30] as the foundational model in our IllumiCombiner. During the color correction and intensity enhancement phases, we set $\lambda_1=0.5$ and $\lambda_2=0.5$. For background inpainting, we use Adobe Firefly [1] to ensure high-quality results. Notably, all experiments are completed on a single NVIDIA RTX 3090 GPU with 24GB vRAM.

Metric. Existing evaluation methods like FID [11] require large dataset to be effective in image editing tasks, and the metrics often do not correspond well with the human perceptions. To better assess the effectiveness of our method, we utilize the current state-of-the-art vision-language model, GPT-4o [9], to evaluate our edited results. The evaluation focuses on the following aspects: whether the result aligns with the text description and whether the edited object’s appearance remains consistent with the original. Similarly, for video evaluation, there is a lack of effective metrics for image animation. Therefore, we sample video frames and use GPT-4o to evaluate the consistency of the object’s appearance throughout the animation. Recognizing the limitations of automatic quantitative metrics, we also conduct a user study to assess the actual visual quality of our method, including the realism and consistency of the video motion.




Figure 7: Ablation study (Section 5.2) on whether to use CustomRefiner and IllumiCombiner, different light estimation methods, and the presence or absence of shadows.

5.1. Evaluation

Quantitative Results. To demonstrate the effectiveness of our method, we compare it against several baselines that are capable of achieving object manipulation. For the image editing task, we select P2P [10], PnP [38], Masactrl [3] and ImgScu [55] for comparison. While for the image animation task, we choose Pika [31], DynamiCrafter [49] and Cogvideox [54] as video baselines.

As shown in Table 2 and Table 3, in the image editing task, our method achieves excellent results in both GPT-4o and human evaluations. In the video generation task, our method not only ensures a high degree of consistency in maintaining the object’s appearance but also successfully generates the target actions, shown in Table 1.

Qualitative Results. We present the image editing comparison results in Figure 4. Traditional text-based editing methods struggle to ensure the consistency of the object’s appearance and also have difficulty executing complex editing commands, such as changes in the object’s pose, quantity, and position. While ImgScu relies solely on depth information during the generation process. **It results in edge blurring and details loss (e.g., the elephant leg in the first row, fifth column, and the missing basketball for the right toy in the third row, fifth column in Figure 4).** Additionally, these methods typically lack realistic shadow effects, which compromises the visual quality and realism.

For video generation, although I2V methods can maintain the appearance of the object, they struggle to generate the desired actions. As shown in Figure 5, in the videos generated by Pika and Cogvideox, the object remains stationary throughout, and the object’s appearance becomes distorted (highlighted in the first and third rows). While the DynamiCrafter can produce some motion, it fails to align with the text prompt and introduces artifacts (highlighted in the second row). When using the ImgScu to edit each frame individually to generate a video, it fails to ensure the consistency of the object’s appearance, the smoothness of the actions and **totally no shadows**, resulting in incorrect outputs (highlighted in the fourth row). In contrast, our method not only ensures the consistency of the object’s appearance

but also generates smooth video frames that align with the text descriptions, achieving a superior visual outcome.

5.2. Ablation Study

Impact of CustomRefiner. We design a series of ablation studies to evaluate the effect of using CustomRefiner in OMG3D. As shown in Figure 7, CustomRefiner not only enhances the object’s color but also increases image details. We also compared our approach with other texture refinement method like Paint3D [56] in Figure 6, and it is evident that our CustomRefiner demonstrates significant advantages in texture optimization.

Impact of light estimation methods and IllumiCombiner. We compared two different light estimation methods, EMLight [57] and DiffusionLight [30]. From Figure 7, we can see that the results rendered with EMLight exhibit overexposure and incorrect shadow direction. By integrating color information from the original image and adjusting the intensity and hue of the estimated light, IllumiCombiner ensures that the lighting in the scene aligns more naturally with the background. Although ICLight produces great results, the background has been changed.

6. Conclusion

In this work, we presented **OMG3D**, a novel framework for object manipulation in images that not only enhances object presentation but also brings objects to life with dynamic motion. OMG3D seamlessly integrates precise geometric control with the powerful capabilities of diffusion models, offering significant improvements in visual quality. By converting 2D objects into 3D models, our framework allows user-directed manipulations while preserving object appearance with high fidelity. The introduction of CustomRefiner enables detailed texture refinement, aligning the rendering with the original image’s style and perspective. Meanwhile, IllumiCombiner provides advanced lighting adjustments, resulting in visually realistic shadow. We show that our framework outperforms state-of-the-art methods, enabling a wide range of applications. Future work will focus on extending our framework to more complex scenes and incorporating object dynamic interactions.

References

- [1] Adobe. Adobe firefly. <https://firefly.adobe.com/>, 2023.
- [2] Tim Brooks, Aleksander Holynski, and Alexei A Efros. Instructpix2pix: Learning to follow image editing instructions. In *Proceedings of the IEEE/CVF Conference on Computer Vision and Pattern Recognition*, pages 18392–18402, 2023.
- [3] Mingdeng Cao, Xintao Wang, Zhongang Qi, Ying Shan, Xiaohu Qie, and Yinqiang Zheng. Masactrl: Tuning-free mutual self-attention control for consistent image synthesis and editing. In *Proceedings of the IEEE/CVF International Conference on Computer Vision*, pages 22560–22570, 2023.
- [4] Chris Careaga, S Mahdi H Miangoleh, and Yağız Aksoy. Intrinsic harmonization for illumination-aware compositing. *arXiv preprint arXiv:2312.03698*, 2023.
- [5] Changgu Chen, Junwei Shu, Lianggangxu Chen, Gaoqi He, Changbo Wang, and Yang Li. Motion-zero: Zero-shot moving object control framework for diffusion-based video generation. *arXiv preprint arXiv:2401.10150*, 2024.
- [6] Weiliang Chen, Fangfu Liu, Diankun Wu, Haowen Sun, Haixu Song, and Yueqi Duan. Dreamcinema: Cinematic transfer with free camera and 3d character. *arXiv preprint arXiv:2408.12601*, 2024.
- [7] Blender Online Community. Blender - a 3d modelling and rendering package. Software, 2024. Accessed: 2024-12-04.
- [8] Yuto Enyo and Ko Nishino. Diffusion reflectance map: Single-image stochastic inverse rendering of illumination and reflectance. In *Proceedings of the IEEE/CVF Conference on Computer Vision and Pattern Recognition*, pages 11873–11883, 2024.
- [9] GPT4. Gpt4o. <https://openai.com/index/hello-gpt-4o/>, 2024.
- [10] Amir Hertz, Ron Mokady, Jay Tenenbaum, Kfir Aberman, Yael Pritch, and Daniel Cohen-Or. Prompt-to-prompt image editing with cross attention control. *arXiv preprint arXiv:2208.01626*, 2022.
- [11] Martin Heusel, Hubert Ramsauer, Thomas Unterthiner, Bernhard Nessler, and Sepp Hochreiter. Gans trained by a two time-scale update rule converge to a local nash equilibrium. *Advances in neural information processing systems*, 30, 2017.
- [12] Jonathan Ho, Ajay Jain, and Pieter Abbeel. Denoising diffusion probabilistic models. In *Proceedings of the 34th International Conference on Neural Information Processing Systems*, pages 6840–6851, 2020.
- [13] Jonathan Ho, Tim Salimans, Alexey Gritsenko, William Chan, Mohammad Norouzi, and David J Fleet. Video diffusion models. *Advances in Neural Information Processing Systems*, 35:8633–8646, 2022.
- [14] Edward J Hu, Yelong Shen, Phillip Wallis, Zeyuan Allen-Zhu, Yuanzhi Li, Shean Wang, Lu Wang, and Weizhu Chen. Lora: Low-rank adaptation of large language models. *arXiv preprint arXiv:2106.09685*, 2021.
- [15] Adobe Inc. Adobe photoshop. Software, 2024. Accessed: 2024-12-02.
- [16] Natasha Kholgade, Tomas Simon, Alexei Efros, and Yaser Sheikh. 3d object manipulation in a single photograph using stock 3d models. *ACM Transactions on graphics (TOG)*, 33(4):1–12, 2014.
- [17] Alexander Kirillov, Eric Mintun, Nikhila Ravi, Hanzi Mao, Chloe Rolland, Laura Gustafson, Tete Xiao, Spencer Whitehead, Alexander C Berg, Wan-Yen Lo, et al. Segment anything. In *Proceedings of the IEEE/CVF International Conference on Computer Vision*, pages 4015–4026, 2023.
- [18] Samuli Laine, Janne Hellsten, Tero Karras, Yeongho Seol, Jaakko Lehtinen, and Timo Aila. Modular primitives for high-performance differentiable rendering. *ACM Transactions on Graphics (ToG)*, 39(6):1–14, 2020.
- [19] Ruofan Liang, Zan Gojcic, Merlin Nimier-David, David Acuna, Nandita Vijaykumar, Sanja Fidler, and Zian Wang. Photorealistic object insertion with diffusion-guided inverse rendering. *arXiv preprint arXiv:2408.09702*, 2024.
- [20] Ruoshi Liu, Rundi Wu, Basile Van Hoorick, Pavel Tokmakov, Sergey Zakharov, and Carl Vondrick. Zero-1-to-3: Zero-shot one image to 3d object. In *Proceedings of the IEEE/CVF international conference on computer vision*, pages 9298–9309, 2023.
- [21] Xiaoxiao Long, Yuan-Chen Guo, Cheng Lin, Yuan Liu, Zhiyang Dou, Lingjie Liu, Yuexin Ma, Song-Hai Zhang, Marc Habermann, Christian Theobalt, et al. Wonder3d: Single image to 3d using cross-domain diffusion. *arXiv preprint arXiv:2310.15008*, 2023.
- [22] Zhengxiong Luo, Dayou Chen, Yingya Zhang, Yan Huang, Liang Wang, Yujun Shen, Deli Zhao, Jingren Zhou, and Tieniu Tan. Videofusion: Decomposed diffusion models for high-quality video generation. In *Proceedings of the IEEE/CVF Conference on Computer Vision and Pattern Recognition*, 2023.
- [23] Aniruddha Mahapatra and Kuldeep Kulkarni. Controllable animation of fluid elements in still images. In *Proceedings of the IEEE/CVF Conference on Computer Vision and Pattern Recognition*, pages 3667–3676, 2022.
- [24] Aniruddha Mahapatra, Aliaksandr Siarohin, Hsin-Ying Lee, Sergey Tulyakov, and Jun-Yan Zhu. Text-guided synthesis of eulerian cinemagraphs. *ACM Transactions on Graphics (TOG)*, 42(6):1–13, 2023.
- [25] Oscar Michel, Anand Bhattad, Eli VanderBilt, Ranjay Krishna, Aniruddha Kembhavi, and Tanmay Gupta. Object 3dit: Language-guided 3d-aware image editing. *Advances in Neural Information Processing Systems*, 36, 2024.
- [26] Ben Mildenhall, Pratul P Srinivasan, Matthew Tancik, Jonathan T Barron, Ravi Ramamoorthi, and Ren Ng. Nerf: Representing scenes as neural radiance fields for view synthesis. *Communications of the ACM*, 65(1):99–106, 2021.
- [27] mixamo. mixamo. <https://www.mixamo.com/#/>, 2024.
- [28] Ron Mokady, Amir Hertz, Kfir Aberman, Yael Pritch, and Daniel Cohen-Or. Null-text inversion for editing real images using guided diffusion models. In *Proceedings of the IEEE/CVF Conference on Computer Vision and Pattern Recognition*, pages 6038–6047, 2023.

- [29] William Peebles and Saining Xie. Scalable diffusion models with transformers. In *Proceedings of the IEEE/CVF International Conference on Computer Vision*, pages 4195–4205, 2023.
- [30] Pakkapon Phongthawee, Worameth Chinchuthakun, Nontaphat Sinsunthithet, Varun Jampani, Amit Raj, Pramook Khungurn, and Supasorn Suwajanakorn. Diffusionlight: Light probes for free by painting a chrome ball. In *Proceedings of the IEEE/CVF Conference on Computer Vision and Pattern Recognition*, pages 98–108, 2024.
- [31] pika. pika. <https://pika.art/>, 2024.
- [32] Dustin Podell, Zion English, Kyle Lacey, Andreas Blattmann, Tim Dockhorn, Jonas Müller, Joe Penna, and Robin Rombach. Sdxl: Improving latent diffusion models for high-resolution image synthesis, 2023.
- [33] Ben Poole, Ajay Jain, Jonathan T Barron, and Ben Mildenhall. Dreamfusion: Text-to-3d using 2d diffusion. *arXiv preprint arXiv:2209.14988*, 2022.
- [34] Robin Rombach, Andreas Blattmann, Dominik Lorenz, Patrick Esser, and Björn Ommer. High-resolution image synthesis with latent diffusion models, 2021.
- [35] Nataniel Ruiz, Yuanzhen Li, Varun Jampani, Yael Pritch, Michael Rubinstein, and Kfir Aberman. Dreambooth: Fine tuning text-to-image diffusion models for subject-driven generation. In *Proceedings of the IEEE/CVF conference on computer vision and pattern recognition*, pages 22500–22510, 2023.
- [36] Xiaoyu Shi, Zhaoyang Huang, Fu-Yun Wang, Weikang Bian, Dasong Li, Yi Zhang, Manyuan Zhang, Ka Chun Cheung, Simon See, Hongwei Qin, et al. Motion-i2v: Consistent and controllable image-to-video generation with explicit motion modeling. In *ACM SIGGRAPH 2024 Conference Papers*, pages 1–11, 2024.
- [37] Jiaming Song, Chenlin Meng, and Stefano Ermon. Denoising diffusion implicit models. In *International Conference on Learning Representations*, 2020.
- [38] Narek Tumanyan, Michal Geyer, Shai Bagon, and Tali Dekel. Plug-and-play diffusion features for text-driven image-to-image translation. In *Proceedings of the IEEE/CVF Conference on Computer Vision and Pattern Recognition*, pages 1921–1930, 2023.
- [39] A Vaswani. Attention is all you need. *Advances in Neural Information Processing Systems*, 2017.
- [40] Guangcong Wang, Yinuo Yang, Chen Change Loy, and Ziwei Liu. Stylelight: Hdr panorama generation for lighting estimation and editing. In *European Conference on Computer Vision*, pages 477–492. Springer, 2022.
- [41] Xiang* Wang, Hangjie* Yuan, Shiwei* Zhang, Dayou* Chen, Jiuniu Wang, Yingya Zhang, Yujun Shen, Deli Zhao, and Jingren Zhou. Videocomposer: Compositional video synthesis with motion controllability. *arXiv preprint arXiv:2306.02018*, 2023.
- [42] Xiang Wang, Hangjie Yuan, Shiwei Zhang, Dayou Chen, Jiuniu Wang, Yingya Zhang, Yujun Shen, Deli Zhao, and Jingren Zhou. Videocomposer: Compositional video synthesis with motion controllability. *Advances in Neural Information Processing Systems*, 36, 2024.
- [43] Zian Wang, Wenzheng Chen, David Acuna, Jan Kautz, and Sanja Fidler. Neural light field estimation for street scenes with differentiable virtual object insertion. In *European Conference on Computer Vision*, pages 380–397. Springer, 2022.
- [44] Zhengyi Wang, Cheng Lu, Yikai Wang, Fan Bao, Chongxuan Li, Hang Su, and Jun Zhu. Prolificdreamer: High-fidelity and diverse text-to-3d generation with variational score distillation. *Advances in Neural Information Processing Systems*, 36, 2024.
- [45] Chung-Yi Weng, Brian Curless, and Ira Kemelmacher-Shlizerman. Photo wake-up: 3d character animation from a single photo. In *Proceedings of the IEEE/CVF conference on computer vision and pattern recognition*, pages 5908–5917, 2019.
- [46] Kailu Wu, Fangfu Liu, Zhihan Cai, Runjie Yan, Hanyang Wang, Yating Hu, Yueqi Duan, and Kaisheng Ma. Unique3d: High-quality and efficient 3d mesh generation from a single image. *arXiv preprint arXiv:2405.20343*, 2024.
- [47] Tao Wu, Yong Zhang, Xiaodong Cun, Zhongang Qi, Junfu Pu, Huanzhang Dou, Guangcong Zheng, Ying Shan, and Xi Li. Videomaker: Zero-shot customized video generation with the inherent force of video diffusion models. *arXiv preprint arXiv:2412.19645*, 2024.
- [48] Tao Wu, Yong Zhang, Xintao Wang, Xianpan Zhou, Guangcong Zheng, Zhongang Qi, Ying Shan, and Xi Li. Customcrafter: Customized video generation with preserving motion and concept composition abilities. *arXiv preprint arXiv:2408.13239*, 2024.
- [49] Jinbo Xing, Menghan Xia, Yong Zhang, Haoxin Chen, Xintao Wang, Tien-Tsin Wong, and Ying Shan. Dynamicrafter: Animating open-domain images with video diffusion priors. *arXiv preprint arXiv:2310.12190*, 2023.
- [50] Yuanyou Xu, Zongxin Yang, and Yi Yang. Seeavatar: Photorealistic text-to-3d avatar generation with constrained geometry and appearance. *arXiv preprint arXiv:2312.08889*, 2023.
- [51] Shiyuan Yang, Liang Hou, Haibin Huang, Chongyang Ma, Pengfei Wan, Di Zhang, Xiaodong Chen, and Jing Liao. Direct-a-video: Customized video generation with user-directed camera movement and object motion. In *ACM SIGGRAPH 2024 Conference Papers*, pages 1–12, 2024.
- [52] Xianghui Yang, Huiwen Shi, Bowen Zhang, Fan Yang, Jiacheng Wang, Hongxu Zhao, Xinhai Liu, Xinzhou Wang, Qingxiang Lin, Jiaao Yu, et al. Hunyuan3d-1.0: A unified framework for text-to-3d and image-to-3d generation. *arXiv preprint arXiv:2411.02293*, 2024.
- [53] Yang Yang, Wen Wang, Liang Peng, Chaotian Song, Yao Chen, Hengjia Li, Xiaolong Yang, Qinglin Lu, Deng Cai, Boxi Wu, et al. Lora-composer: Leveraging low-rank adaptation for multi-concept customization in training-free diffusion models. *arXiv preprint arXiv:2403.11627*, 2024.
- [54] Zhuoyi Yang, Jiayan Teng, Wendi Zheng, Ming Ding, Shiyu Huang, Jiazheng Xu, Yuanming Yang, Wenyi Hong, Xiaohan Zhang, Guanyu Feng, et al. Cogvideox: Text-to-video diffusion models with an expert transformer. *arXiv preprint arXiv:2408.06072*, 2024.
- [55] Jiraphon Yenphraphai, Xichen Pan, Sainan Liu, Daniele Panozzo, and Saining Xie. Image sculpting: Precise ob-

- ject editing with 3d geometry control. In *Proceedings of the IEEE/CVF Conference on Computer Vision and Pattern Recognition*, pages 4241–4251, 2024.
- [56] Xianfang Zeng, Xin Chen, Zhongqi Qi, Wen Liu, Zibo Zhao, Zhibin Wang, Bin Fu, Yong Liu, and Gang Yu. Paint3d: Paint anything 3d with lighting-less texture diffusion models. In *Proceedings of the IEEE/CVF Conference on Computer Vision and Pattern Recognition*, pages 4252–4262, 2024.
- [57] Fangneng Zhan, Changgong Zhang, Yingchen Yu, Yuan Chang, Shijian Lu, Feiying Ma, and Xuansong Xie. Em-light: Lighting estimation via spherical distribution approximation. In *Proceedings of the AAAI Conference on Artificial Intelligence*, volume 35, pages 3287–3295, 2021.
- [58] Lvmin Zhang, Anyi Rao, and Maneesh Agrawala. Adding conditional control to text-to-image diffusion models. In *Proceedings of the IEEE/CVF International Conference on Computer Vision*, pages 3836–3847, 2023.
- [59] Lvmin Zhang, Anyi Rao, and Maneesh Agrawala. Ic-light github page, 2024.
- [60] Longwen Zhang, Ziyu Wang, Qixuan Zhang, Qiwei Qiu, Anqi Pang, Haoran Jiang, Wei Yang, Lan Xu, and Jingyi Yu. Clay: A controllable large-scale generative model for creating high-quality 3d assets. *ACM Transactions on Graphics (TOG)*, 43(4):1–20, 2024.
- [61] Zechuan Zhang, Li Sun, Zongxin Yang, Ling Chen, and Yi Yang. Global-correlated 3d-decoupling transformer for clothed avatar reconstruction. In *Advances in Neural Information Processing Systems (NeurIPS)*, 2023.
- [62] Zechuan Zhang, Zongxin Yang, and Yi Yang. Sifu: Side-view conditioned implicit function for real-world usable clothed human reconstruction. In *Proceedings of the IEEE/CVF Conference on Computer Vision and Pattern Recognition (CVPR)*, pages 9936–9947, June 2024.
- [63] Wenliang Zhao, Lujia Bai, Yongming Rao, Jie Zhou, and Jiwen Lu. Unipc: A unified predictor-corrector framework for fast sampling of diffusion models. *NeurIPS*, 2023.
- [64] Yibo Zhao, Liang Peng, Yang Yang, Zekai Luo, Hengjia Li, Yao Chen, Zheng Yang, Xiaofei He, Wei Zhao, Boxi Wu, et al. Local conditional controlling for text-to-image diffusion models. *arXiv preprint arXiv:2312.08768*, 2023.
- [65] Dewei Zhou, You Li, Fan Ma, Zongxin Yang, and Yi Yang. Migc++: Advanced multi-instance generation controller for image synthesis, 2024.
- [66] Dewei Zhou, You Li, Fan Ma, Xiaoting Zhang, and Yi Yang. Migc: Multi-instance generation controller for text-to-image synthesis, 2024.




Figure 8: Ablation study on different 3D generation methods.

A. Supplementary Material

A.1. Limitation and future works

Despite the success of our method in object manipulation, there exists some limitations. For example, the 3D-generated models show suboptimal mesh quality in complex cases, which could be improved with advanced models or manual adjustments.

In future work, we aim to expand our method further. Currently, the background is static, but we plan to explore the use of video models to generate dynamic backgrounds or reconstruct 3D scenes for more complex environments. Additionally, we intend to incorporate dynamic interactions between objects, enabling the system to not only handle individual objects but also simulate complex interactions between multiple objects.

B. Discussion with existing works

About lighting: DiffusionLight sometimes produces inaccurate lighting, highlighting the need for better light estimation methods. We have analyzed some existing lighting techniques in our related work. However, in comparison to existing lighting methods, our IllumiCombiner provides a substantial improvement over more recent methods, such as DiffusionLight, as demonstrated in Figure 7. We believe that our approach to lighting design strikes a balance between effectiveness and efficiency, tailored specifically to the objectives of our framework. Due to the plug-and-play design of our framework, we are also very excited about the possibility of new lighting methods emerging in the future, which could further improve the overall performance of our framework.

Compared with Image Sculpting [55]: Our motivation fundamentally differs from that of Image Sculpting (ImgScu). The core motivation of our work lies in two aspects: First, achieving realistic lighting and shadow effects in both static and dynamic generation; Second, ensur-

ing consistent object appearance and smooth motion when applying 3D models directly in dynamic generation. In contrast, ImgScu primarily focuses on using 3D depth information to generate results and employing customized models to refine 2D outputs.

For implementation, ImgScu relies solely on depth information during the generation process, which leads to issues such as edge blurring and loss of details. When applied to frame-by-frame editing, this inconsistency in object appearance can severely degrade video quality. Combined with the limitations in static editing, this results in visual artifacts like flickering. Our method directly renders the refined 3D object back to 2D. Once the texture optimization is complete, the refined 3D model can be directly rendered for both static and dynamic scenarios without requiring further refinement of the rendering results. The physical rendering process in our method ensures object appearance consistency and motion continuity, effectively avoiding issues such as blurring and detail loss. Moreover, the physical rendering process inherently supports the incorporation of light sources to achieve realistic lighting effects—a capability ImgScu lacks. This fundamental difference underscores the significant advantage of our method over ImgScu.

C. More ablation studies

We conduct ablation experiments on various 3D generation methods, including text-to-3D approaches using VSD loss like ProlificDreamer [44], well-known open-source projects such as Zero123 [20] and Hunyuan [52], as well as commercial models like Clay (HyperHuman) [60]. The results demonstrate that our framework is versatile and can be effectively applied to a wide range of methods. While ProlificDreamer generates high-quality 3D results, it is designed for different tasks and is unable to precisely match the input image. We believe that as image-to-3D methods continue to evolve, our framework can seamlessly integrate these advancements to achieve even better results.




Figure 9: Ablation study on different techniques we used.



Figure 10: Ablation study on different 3D generation methods.

We conduct ablation studies under different experimental techniques. To intuitively demonstrate the effects of these techniques, we select results generated from novel viewpoints for visualization. The results show that without using Dreambooth, the surface of the generated object appears rough. If depth control is not incorporated during the DDIM inversion or sampling process, the object’s edges exhibit not smooth or interference from the background. Additionally, if injection is not used, it negatively impacts the quality of the generated image.

D. Failure cases

We present several failure cases. First, the generated cat mesh deviates from the original, appearing slimmer than the actual physique. Second, the texture color differs significantly from the original, and even with the refinement module, correcting these discrepancies, especially with complex textures, is challenging. Third, the current light estimation methods struggle in some images, producing inaccurate lighting and shadows, leading to visual inconsistencies.