

Accelerating Data Access for Single Node in Distributed Storage Systems via MDS Codes

Hao Shi[†], Zhengyi Jiang[†], Zhongyi Huang[†], Linqi Song^{**}, and Hanxu Hou^{‡**}

[†] Department of Mathematics Sciences, Tsinghua University, Beijing, China

[‡] School of Computer Science and Technology, Dongguan University of Technology

^{*} Department of Computer Science, City University of Hong Kong

^{**} City University of Hong Kong Shenzhen Research Institute

Abstract—Maximum distance separable (MDS) array codes are widely employed in modern distributed storage systems to provide high data reliability with small storage overhead. Compared with the data access latency of the entire file, the data access latency of a single node in a distributed storage system is equally important. In this paper, we propose two algorithms to effectively reduce the data access latency on a single node in different scenarios for MDS codes. We show theoretically that our algorithms have an expected reduction ratio of $\frac{(n-k)(n-k+1)}{n(n+1)}$ and $\frac{n-k}{n}$ for the data access latency of a single node when it obeys uniform distribution and shifted-exponential distribution, respectively, where n and k are the numbers of all nodes and the number of data nodes respectively. In the worst-case analysis, we show that our algorithms have a reduction ratio of more than 60% when $(n, k) = (3, 2)$. Furthermore, in simulation experiments, we use the Monte Carlo simulation algorithm to demonstrate less data access latency compared with the baseline algorithm.

Index Terms—MDS property, data access latency, single node.

I. INTRODUCTION

Maximum distance separable (MDS) array codes are widely employed in modern distributed storage systems to provide high data reliability with small storage overhead. An (n, k, m) MDS array code encodes km data symbols into nm coded symbols that are equally stored in n nodes, where each node stores m symbols. We call the number of symbols stored in each node as the sub-packetization level. The (n, k, m) MDS array codes satisfy the *MDS property*, that is, any k out of n nodes can retrieve all km data symbols. The codes are referred to as *systematic codes* if the km data symbols are included in the nm coded symbols. Reed-Solomon (RS) codes [1] are typical MDS array codes with $m = 1$. In this paper, we consider systematic MDS array codes that contain k data nodes which store the km data symbols and $r = n - k$ parity nodes which store the rm parity symbols.

In modern distributed storage systems, there are indicators worth optimizing, such as repair bandwidth [2]–[9], update bandwidth [10]–[12], I/O cost [13]–[15], etc., but researchers often overlook an important indicator, which is the latency of data access from storage systems. In distributed storage systems, low latency is important for humans [16], [17]. Even

slightly higher web page load time can significantly reduce visits from users and revenue, as demonstrated by several sites [18]. However, achieving consistent low latency is challenging. Modern applications are highly distributed [19], [20], and likely to get more so as cloud computing separates users from their data and computation.

The simple replication method can slightly reduce the latency of data access, but it requires a huge amount of storage space [21]. Given that total replication of files at storage nodes is impractical, several schemes based on partial replication have been proposed in the literature, where each storage node stores only a subset of the data (see [22] and references therein). Some previous work [23]–[27] has used the MDS codes to study data access latency. They aim to divide a file into k nodes for storage and encode it into n nodes. We only need to access the information in any k nodes to get the entire file. This technology can effectively reduce the latency of accessing the entire file data. It uses knowledge such as task scheduling and queuing theory to achieve some good results. However, in real-world scenarios, we don't need to access all the data in a file in most cases, but only a part of it. The current approach to this problem is to directly access the needed data of the node without any other conversion. The data access latency of each node is often different, depending on the physical distance and current status of the node. Once the access latency of the node we need is very high, this will cause the feedback latency of the service to become very high, affecting normal data usage.

In this paper, we study the data access latency of a single data node. Based on the MDS codes, we propose two algorithms to reduce the data access latency of a single data node in the low-load system. The two algorithms are suitable for two scenarios: the access latency of each node is known and unknown. Note that the difference between our work and previous studies is that previous studies focus on the data access latency of the entire file, while we focus on the access latency of a single data node. In actual scenarios, we do not need all the data of the file in most cases, but only a part of the data of the file. The current industry approach to this problem is to directly access the data of the node without any other conversion.

In the rest of the paper, we first propose two algorithms based on the MDS property of data storage to deal with two

[‡]: Corresponding author.

different scenarios to reduce the access latency of a single data node effectively. Then, we extend a more general Shifted-Exponential distribution based on the Shifted-Exponential distribution in [28], [29] to evaluate our algorithms. Finally, we use the Monte Carlo simulation algorithm to show that our algorithms have less data access latency than the baseline algorithm.

II. DATA ACCESS VIA MDS PROPERTY

In this section, we present a new data access method via the MDS property of coded data in the distributed storage systems.

Consider the $m \times n$ MDS code array such that: (i) the symbol $a_{i,j}$ in row $j = 1, 2, \dots, m$ and column $i = 1, 2, \dots, k$ is data symbol and the symbol $\{f_{i,j}(\mathbf{a}_1, \dots, \mathbf{a}_m)\}$ in row $j = 1, 2, \dots, m$ and column $k + i = k + 1, k + 2, \dots, k + r$ is parity symbol, where $\mathbf{a}_j := (a_{1,j}, a_{2,j}, \dots, a_{k,j})$ represents the k data symbols; (ii) the symbol $a_{i,j}$ in row $j = 1, 2, \dots, m$ is stored in node i where $i = 1, 2, \dots, k$ and the symbol $\{f_{i,j}(\mathbf{a}_1, \dots, \mathbf{a}_m)\}$ in row $j = 1, 2, \dots, m$ is stored in node $k + i$, where $i = 1, 2, \dots, r$.

Node 1	Node 2	...	Node k	Node $k + 1$...	Node $k + r$
$a_{1,1}$	$a_{2,1}$...	$a_{k,1}$	$f_{1,1}(\mathbf{a}_1, \dots, \mathbf{a}_m)$...	$f_{r,1}(\mathbf{a}_1, \dots, \mathbf{a}_m)$
$a_{1,2}$	$a_{2,2}$...	$a_{k,2}$	$f_{1,2}(\mathbf{a}_1, \dots, \mathbf{a}_m)$...	$f_{r,2}(\mathbf{a}_1, \dots, \mathbf{a}_m)$
\vdots	\vdots	\ddots	\vdots	\vdots	\ddots	\vdots
$a_{1,m}$	$a_{2,m}$...	$a_{k,m}$	$f_{1,m}(\mathbf{a}_1, \dots, \mathbf{a}_m)$...	$f_{r,m}(\mathbf{a}_1, \dots, \mathbf{a}_m)$

Fig. 1: The structure of (n, k) MDS systematic codes.

Suppose that we want to access the data stored in a certain data node, we can directly access the data symbols from that node and then get the data we need. In the rest of this paper, we call the above direct data Access method the Directly Access (DA) method. However, if the latency of data access from that node happens to be very high, we will experience a potentially long period between making the request to extract the data and getting the data, which is inefficient. For this reason, we propose our solution, which we will start with an example.

Example 1. Suppose a set of data consists of four symbols $a_{1,1}, a_{1,2}, a_{2,1}, a_{2,2}$ and two parity symbols $a_{1,1} + a_{2,1}, a_{1,2} + a_{2,2}$ consisting of $(3, 2, 2)$ MDS code, which are stored in nodes 1, 2, 3 respectively, and the latency of the data that we want to access for the three nodes is set to $x_1 = 50, x_2 = 100, x_3 = 50$ respectively. At a certain moment, we need to use $a_{2,1}, a_{2,2}$ two symbols immediately, directly access the data of node 2, then we have a total latency of $x_2 = 100$; in addition, we can turn the idea to access the data of node 1 and node 3 $a_{1,1}, a_{1,2}, a_{1,1} + a_{2,1}, a_{1,2} + a_{2,2}$ four symbols, we can access the data in node 1 and node 3 in parallel, so we only need a total latency of $\max(x_1, x_3) = 50$, and then do some simple calculations

$$\begin{aligned} a_{1,1} \oplus (a_{1,1} \oplus a_{2,1}) &= a_{2,1} \\ a_{1,2} \oplus (a_{1,2} \oplus a_{2,2}) &= a_{2,2} \end{aligned}$$

This gives us the data $a_{2,1}, a_{2,2}$ and we can reduce the access latency of $\frac{100-50}{100} * 100\% = 50\%$.

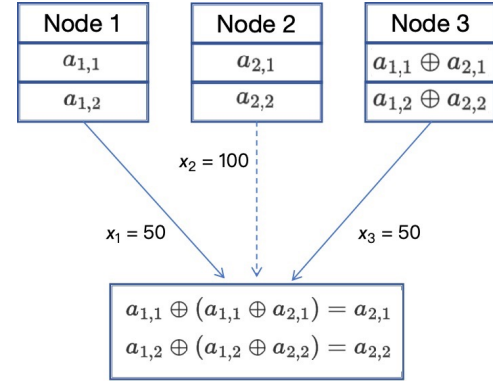


Fig. 2: An example for data access latency in $(3, 2, 2)$ MDS codes. When we want to get the data stored in node 2, we have two choices: i) Directly access data in node 2 (the dotted line in the figure); ii) If the access latency of node 2 is larger than that of other two nodes, we can access data stored in node 1 and node 3 and then through some calculations we can get the data stored in node 2 (the solid line in the figure).

Now, we discuss the new idea to reduce the data access latency through the MDS property of the code in the general case. For a general distributed storage system containing n nodes, which are stored in the (n, k, m) MDS array code shown in Fig. 1. For $i = 1, 2, \dots, n$, assume that the access latency of the data of node i is x_i .

Suppose that we need to access the data in data node t (we also call this a data access request Q_t), where $1 \leq t \leq k$. On the one hand, we can directly access the data from node t , which is the most conventional idea. In this way, the access latency is x_t . On the other hand, note that the original data can be recovered from all the symbols of any k nodes because of the (n, k) MDS property. Therefore, if we access the symbols from k nodes $\{j_v\}_{v=1}^k$ in parallel, we can get all the data through some calculations, which of course includes the data of node t , and the data access latency of this way is $\max(\{x_{j_v}\}_{v=1}^k)$. Of course, we should choose k nodes to make $\max(\{x_{j_v}\}_{v=1}^k)$ as small as possible.

If we can know the relative scale of data access latency for each node in advance, for example, $x_{j_1} \leq x_{j_2} \leq \dots \leq x_{j_n}$, in which (j_1, j_2, \dots, j_n) is a permutation of $\{1, 2, \dots, n\}$, we only consider the data access latency of the nodes in the set $\{x_{j_s}\}_{s=1}^k$. If node t happens to be in $\{x_{j_s}\}_{s=1}^k$, we can directly access the data in node t , otherwise, we only need x_{j_k} for the latency of accessing all the symbols from k nodes $\{j_v\}_{v=1}^k$, and we can get the m data symbols in node t by some further calculations. The algorithm can be found in the pseudo-code Alg. 1.

In most cases, the relative scale of data access latency for each node cannot be known in advance, we can still use a similar idea. For a data access request Q_t , where $t \in \{1, 2, \dots, k\}$. In the first stage, we simultaneously start

Algorithm 1 Accelerated Access with Known Latency Algorithm

Input: Data access request Q_t , set of k nodes with the lowest latency D ;

Output: Data symbols to be accessed $a_{t,1}, a_{t,2}, \dots, a_{t,m}$;

- 1: Receive data access request Q_t ;
 - 2: **if** $t \in D$ **then**
 - 3: Server accesses the distributed storage system to access data from node t ;
 - 4: **return** Data from node t .
 - 5: **end if**
 - 6: Server accesses the distributed storage system to access all data symbols concurrently (denoted by $A = \{a_{i,j}\}_{i \in D, j=1,2,\dots,m}$) from k nodes in D ;
 - 7: **return** Compute (A, t) .
-

Algorithm 2 Compute (A, t)

Input: Data symbols set A accessed from k nodes by the server, data node t needed;

Output: Data symbols in node t ;

- 1: List equations for the k nodes based on the encoding algorithm;
 - 2: Retrieve the data symbols $a_{t,1}, a_{t,2}, \dots, a_{t,m}$ from node t by (n, k) MDS property;
 - 3: **return** $a_{t,1}, a_{t,2}, \dots, a_{t,m}$.
-

the access process of the symbols of all n nodes. Note that the access latency of each node may be different, once we access all mk symbols of certain k nodes, we stop the access process of the remaining nodes. In the second stage, we can further get the needed data symbols in node t based on all the mk symbols that have been accessed via the (n, k) MDS property. It is worth noting that, all m symbols of node t may have been accessed in the first stage. Once this situation is detected, we can terminate the subsequent process and extract the data symbols of node t directly to obtain the required data without the second stage. The specific algorithm can be found in the pseudo-code Alg. 3.

In this paper, we denote the two proposed MDS property-based accelerated data access algorithms as Accelerated Access with Known Latency (AAKL) (Alg. 1) and Accelerated Access with UnKnown Latency (AAUL) Algorithm (Alg. 3). Compared with the AAUL algorithm, the AAKL algorithm knows the specific distribution of data download delays of each node in advance, so it can accurately determine which nodes to download data from. It does not need to download data from all nodes, and is more efficient in terms of resource usage.

III. THEORETICAL ANALYSIS OF TWO ALGORITHMS

In this section, we theoretically show that our AAKL and AAUL algorithms have less latency than that of the DA method.

For generality, assume that the data access latency of n nodes denoted by X_1, X_2, \dots, X_n that are n independent

Algorithm 3 Accelerated Access with Unknown Latency Algorithm

Input: Data access request Q_t ;

Output: Data to be accessed $a_{t,1}, a_{t,2}, \dots, a_{t,m}$;

- 1: Receive data access request Q_t ;
 - 2: Set the number of nodes that have finished access to $flag = 0$;
 - 3: Server accesses the distributed storage system to concurrently access data from n nodes;
 - 4: **while** a node finishes accessing **do**
 - 5: **if** the data is from node t **then**
 - 6: **return** Data from node t .
 - 7: **else**
 - 8: $flag++ = 1$;
 - 9: **end if**
 - 10: **if** $flag == k$ **then**
 - 11: **return** Compute (A, t) .
 - 12: **end if**
 - 13: **end while**
-

and identically distributed random variables, all obeying a given distribution. When we need to access data from data node t , where $1 \leq t \leq k$, the data access latency of the DA algorithm is X_t , and it is easy to find out that regardless of knowing the data access latency for each node, the data access latency of our AAKL and AAUL algorithms are the same, i.e., $\min(X_t, \max(\text{mink}(\{X_i\}_{i \neq t})))$, where $\text{mink}(S)$ denotes the subset of the smallest k elements in S for any set S . Note that

$$X_t \geq \min(X_t, \max(\text{mink}(\{X_i\}_{i \neq t}))).$$

Then we have the following claim without proof.

Claim 2. *The data access latency of AAKL or AAUL algorithm is no more than that of the DA algorithm.*

Let $Y_{t,1} = X_t, Y_{t,2} = \min(X_t, \max(\text{mink}(\{X_i\}_{i \neq t})))$, for each $t \in \{1, 2, \dots, n\}$. For any random variable X , we denote $f_X(\cdot)$ as the probability density function (PDF) of X and $F_X(\cdot)$ as the cumulative probability distribution function (CDF) of X . In order to better analyze the performance of the AAKL and AAUL algorithms theoretically, the following theorem gives the CDF and PDF of $Y_{t,1}, Y_{t,2}$.

Theorem 3. *For any $t \in \{1, 2, \dots, n\}$, denote that the CDF and PDF of the random variable $\{X_i\}_{i \neq t}$ are $F_{X_{t,0}}(y), f_{X_{t,0}}(y)$, and the CDF and PDF of the random variable X_t are $F_{X_t}(y), f_{X_t}(y)$, we can obtain the CDF and PDF of $Y_{t,1}$ and $Y_{t,2}$ as Eq. (6).*

Proof. We can easily get that $F_{Y_{t,1}}(y) = F_{X_t}(y)$ and $f_{Y_{t,1}}(y) = f_{X_t}(y)$ because of $Y_{t,1} = X_t$.

$$F_{Y_{t,1}}(y) = F_{X_t}(y) \quad (6)$$

$$f_{Y_{t,1}}(y) = f_{X_t}(y)$$

$$F_{Y_{t,2}}(y) = F_{X_t}(y) + (1 - F_{X_t}(y)) \cdot \sum_{i=k}^{n-1} \binom{n-1}{i} F_{X_{t,0}}(y)^i (1 - F_{X_{t,0}}(y))^{n-1-i}$$

$$f_{Y_{t,2}}(y) = f_{X_t}(y) - f_{X_t}(y) \cdot \sum_{i=k}^{n-1} \binom{n-1}{i} F_{X_{t,0}}(y)^i (1 - F_{X_{t,0}}(y))^{n-1-i} + (1 - F_{X_t}(y)) \cdot \sum_{i=k}^{n-1} \left[C_{n-1}^i i f_X(y) F_{X_{t,0}}(y)^{i-1} (1 - F_{X_{t,0}}(y))^{n-1-i} - C_{n-1}^i (n-1-i) f_X(y) F_{X_{t,0}}(y)^i (1 - F_{X_{t,0}}(y))^{n-2-i} \right].$$

We can derive the explicit form of $F_{Y_{t,2}}(y)$ as follows.

$$\begin{aligned} & F_{Y_{t,2}}(y) \\ &= P(Y_{t,2} \leq y) \\ &= P(\min(X_t, \max(\text{mink}(\{X_i\}_{i \neq t})) \leq y) \\ &= P(X_t \leq y \vee \max(\text{mink}(\{X_i\}_{i \neq t})) \leq y) \\ &= 1 - P(X_t > y) \cdot P(\max(\text{mink}(\{X_i\}_{i \neq t})) > y) \\ &= 1 - (1 - F_{X_t}(y)) \cdot (1 - F_{\max(\text{mink}(\{X_i\}_{i \neq t}))}(y)). \end{aligned}$$

Notice that

$$\begin{aligned} & F_{\max(\text{mink}(\{X_i\}_{i \neq t}))}(y) \\ &= P(\max(\text{mink}(\{X_i\}_{i \neq t})) \leq y) \\ &= P(\text{mink}(\{X_i\}_{i \neq t}) \leq y) \\ &= \sum_{i=k}^{n-1} \binom{n-1}{i} P(X \leq y)^i (1 - P(X \leq y))^{n-1-i} \\ &= \sum_{i=k}^{n-1} \binom{n-1}{i} F_{X_{t,0}}(y)^i (1 - F_{X_{t,0}}(y))^{n-1-i}. \end{aligned}$$

So we can get that

$$\begin{aligned} & F_{Y_{t,2}}(y) \\ &= 1 - (1 - F_{X_t}(y)) \cdot (1 - F_{\max(\text{mink}(\{X_i\}_{i \neq t}))}(y)) \\ &= 1 - (1 - F_{X_t}(y)) \cdot (1 - \sum_{i=k}^{n-1} \binom{n-1}{i} F_{X_{t,0}}(y)^i (1 - F_{X_{t,0}}(y))^{n-1-i}) \\ &= F_{X_t}(y) + \sum_{i=k}^{n-1} \binom{n-1}{i} F_{X_{t,0}}(y)^i (1 - F_{X_{t,0}}(y))^{n-1-i} \\ &\quad - \sum_{i=k}^{n-1} C_{n-1}^i F_{X_{t,0}}(y)^i (1 - F_{X_{t,0}}(y))^{n-1-i} \cdot F_{X_t}(y) \\ &= F_{X_t}(y) + (1 - F_{X_t}(y)) \cdot \sum_{i=k}^{n-1} \binom{n-1}{i} F_{X_{t,0}}(y)^i (1 - F_{X_{t,0}}(y))^{n-1-i}. \end{aligned}$$

□

A. Expectation Case Analysis

For $t \in \{1, 2, \dots, n\}$, we denote the mathematical expectation of the random variables $Y_{t,1}$ and $Y_{t,2}$ as $E(Y_{t,1})$ and $E(Y_{t,2})$, respectively.

Corollary 4. *If the random variables $\{X_i\}_{i=1}^n$ obey the uniform distribution ($X_i \sim U[0, T], i = 1, 2, \dots, n$), for any (n, k, m) MDS array code, the expectation of the data access latency for AAKL (or AAUL) algorithm is*

$$E[Y_{t,2}] = \frac{T}{2} - \frac{(n-k)(n-k+1)T}{2n(n+1)}.$$

Proof. Recall that the random variable $\{X_i\}_{i=1}^n$ obeys the uniform distribution ($X_i \sim U[0, T], i = 1, 2, \dots, n$), we can know that

$$\begin{aligned} F_{X_{t,0}}(y) &= F_{X_t}(y) = \frac{y}{T}, \quad y \in [0, T], \\ f_{X_{t,0}}(y) &= f_{X_t}(y) = \frac{1}{T}, \quad y \in [0, T]. \end{aligned}$$

Together the two equations above and Eq. (6), we get

$$\begin{aligned} f_{Y_{t,2}}(y) &= \frac{1}{T} + \sum_{i=k}^{n-1} \binom{n-1}{i} \left(\frac{iy^{i-1}}{T^i} \left(1 - \frac{y}{T}\right)^{n-1-i} \right. \\ &\quad \left. - \frac{(n-1-i)y^i}{T^{i+1}} \left(1 - \frac{y}{T}\right)^{n-2-i} \right) \\ &\quad - \sum_{i=k}^{n-1} \binom{n-1}{i} \left(\frac{(i+1)y^i}{T^{i+1}} \left(1 - \frac{y}{T}\right)^{n-1-i} \right. \\ &\quad \left. - \frac{(n-1-i)y^{i+1}}{T^{i+2}} \left(1 - \frac{y}{T}\right)^{n-2-i} \right), \quad y \in [0, T]. \end{aligned}$$

Then we can get

$$E[Y_{t,2}] = \int_{-\infty}^{+\infty} y f_{Y_{t,2}}(y) dy = \frac{T}{2} - \frac{(n-k)(n-k+1)T}{2n(n+1)}.$$

□

Corollary 5. *If the random variables $\{X_i\}_{i=1}^n$ obey the uniform distribution ($X_i \sim U[0, T], i = 1, 2, \dots, n$), our AAKL (or AAUL) algorithm can reduce the expectation of the data access latency compared to the DA algorithm by the rate of*

$$\Gamma_U = \frac{(n-k)(n-k+1)}{n(n+1)}.$$

Proof. From Corollary 4, we have $E[Y_{t,1}] = \frac{T}{2}$, $E[Y_{t,2}] = \frac{T}{2} - \frac{(n-k)(n-k+1)T}{2n(n+1)}$. Then we can obtain that

$$\Gamma_U = \frac{E[Y_{t,1}] - E[Y_{t,2}]}{E[Y_{t,1}]} = \frac{(n-k)(n-k+1)}{n(n+1)}.$$

□

Denote the code rate of (n, k) MDS code as $c = \frac{k}{n}$. From Corollary 5, we can get $\Gamma_U = \frac{(n-k)(n-k+1)}{n(n+1)} = \frac{(1-c)(1-c+\frac{1}{n})}{(1+\frac{1}{n})}$. If $n \rightarrow +\infty$, we have $\Gamma_U = (1-c)^2$, Γ_U is only related to the code rate of the MDS code. This indicates that when the code rate c is smaller, Γ_U is larger, then the benefit of using AAKL (AAKL) compared to the AD algorithm is greater, and it is a quadratic growth relationship.

In real distributed storage systems, the data access latency of each node is often not uniformly distributed, but has an initial threshold s . The data access latency of each node must be greater than s , and it shows an exponential distribution trend starting from s . Therefore, we consider a new distribution based on the exponential distribution, Shifted-Exponential distribution (Shifted-Exp(λ, s)). It is an exponential distribution shifted to the right by s units, which is more consistent with the distribution of data access latency of each node in practical scenarios. It is the closest distribution to the actual data download latency distribution of each node [28]. It shows that each node has a minimum threshold s for data download latency, and each different node will have a slightly different response time due to different loads and communication conditions. In particular, when $s = 0$, it degenerates into an exponential distribution; when $s = 1$, it is the distribution shown in [28]. Next, we analyze the data access latency of our algorithm based on Shifted-Exponential distribution.

Corollary 6. *If the random variable $\{X_i\}_{i=1}^n$ obeys the Shifted-Exponential distribution ($X_i \sim \text{Shifted-Exp}(\lambda, s)$, $i = 1, 2, \dots, n$), for any (n, k, m) MDS array code, the expectation of the data access latency for AAKL (or AAUL) algorithm is*

$$E[Y_{t,2}] = s + \frac{k}{\lambda n}.$$

Proof. Because the random variable $\{X_i\}_{i=1}^n$ obeys the uniform distribution ($X_i \sim \text{Shifted-Exp}(\lambda, s)$, $i = 1, 2, \dots, n$), we can know that

$$F_{X_{t,0}}(y) = F_{X_t}(y) = \begin{cases} 1 - e^{-\lambda(y-s)}, & y \geq s; \\ 0, & y < s; \end{cases} \quad (1)$$

$$f_{X_{t,0}}(y) = f_{X_t}(y) = \begin{cases} \lambda e^{-\lambda(y-s)}, & y \geq s \\ 0, & y < s \end{cases}.$$

Together the two equations above and Eq. (6), we further get (Due to space limitation, we omit the tedious calculation details here)

$$E[Y_{t,2}] = \int_{-\infty}^{+\infty} y f_{Y_{t,2}}(y) dy = s + \frac{k}{\lambda n}.$$

□

Corollary 7. *If the random variable $\{X_i\}_{i=1}^n$ obeys the Shifted-Exponential distribution ($X_i \sim \text{Shifted-Exp}(\lambda, s)$, $i = 1, 2, \dots, n$), for any (n, k, m) MDS array code, our AAKL (or AAUL) algorithm can reduce the expectation of the data access latency compared to the DA algorithm by the rate of*

$$\Gamma_{SE} = \frac{1}{s\lambda + 1} \cdot \frac{n-k}{n}.$$

Proof. From Corollary 6, we have $E[Y_{t,1}] = s + \frac{1}{\lambda}$, $E[Y_{t,2}] = s + \frac{k}{\lambda n}$. Then we can obtain that

$$\Gamma_{SE} = \frac{E[Y_{t,1}] - E[Y_{t,2}]}{E[Y_{t,1}]} = \frac{1}{s\lambda + 1} \cdot \frac{n-k}{n}.$$

□

From Corollary 7, we can get

$$\Gamma_{SE} = \frac{1}{s\lambda + 1} \cdot \frac{n-k}{n} = \frac{1-c}{s\lambda + 1},$$

which is related to the code rate c of the MDS code and the parameters of distribution s and λ . When the code rate c is smaller, Γ_{SE} is larger, then the benefit of using AAKL (AAKL) compared to the AD algorithm is greater, and it is a linear growth relationship.

B. Worst Case Analysis

For convenience, the example in Example 1 is used for the worst-case analysis. This example was selected because our findings indicate that access latency does not significantly depend on the specific values of n and k . Instead, it is closely related to the code rate.

Assume that X_1, X_3 follow uniform distribution (U[0, T]), and X_2 is a constant T , then $Y_{t,1} = T$, $Y_{t,2} = \min(T, \max(X_1, X_3)) = \max(X_1, X_3)$. The PDF of $Y_{t,2}$ is

$$f_{Y_{t,2}}(y) = 2 \frac{y}{T^2}, \quad y \in [0, T]$$

The CDF of $Y_{t,2}$ is

$$F_{Y_{t,2}}(y) = \frac{y^2}{T^2}, \quad y \in [0, T].$$

Calculating the expectation of the random variable $Y_{t,2}$ yields

$$E[Y_{t,2}] = \int_0^T y f_{Y_{t,2}}(y) dy = \frac{2}{3}T.$$

At this time,

$$\Gamma_U^{Worst} = \frac{E[Y_{t,1}] - E[Y_{t,2}]}{E[Y_{t,1}]} = \frac{T - \frac{2T}{3}}{T} = \frac{1}{3},$$

which means that the data access latency of AAKL (AAUL) algorithm is reduced by 33.3% compared with DA algorithm.

Assume that X_1 and X_3 follow Shifted-Exponential distribution (Shifted-Exp(λ, s)), and X_2 is a constant T , then $Y_{t,1} = T$, $Y_{t,2} = \min(T, \max(X_1, X_3))$. Under a similar analysis, when $\lambda = \frac{1}{50}$,

$$\Gamma_U^{Worst} = \frac{E[Y_{t,1}] - E[Y_{t,2}]}{E[Y_{t,1}]} = 0.3708,$$

when $\lambda = \frac{1}{25}$,

$$\Gamma_U^{Worst} = \frac{E[Y_{t,1}] - E[Y_{t,2}]}{EY_{t,1}} = 0.635.$$

The data access latency of the AAKL (AAUL) algorithm is reduced by 37.08% (63.5%) compared with DA algorithm.

IV. SIMULATIONS

In this section, we use the Monte Carlo simulation method to evaluate the data access latency for our algorithms and the existing DA method.

For uniform distribution (or Shifted-Exponential distribution), we set the data access latency X_i of n nodes to obey the uniform distribution on $[0, 100]$ (or Shifted-Exp($\lambda = 0.02, s = 1$)), where $n = 10, k = 6$. In the experiment, we compared the actual latency of the DA algorithm and AAKL (or AAUL) algorithm in data access. We conducted a total of 10,000 independent random experiments, and obtained the results shown in Fig. 3 (or Fig. 4). Fig. 3 (or Fig. 4) shows the curve of the absolute value of the data access latency of AAKL (or AAUL) and DA algorithm as the number of experiments changes. For uniform distribution, the average data access latency for AAKL (or AAUL) is 40.78 and the average data access latency for DA algorithm is 49.70 where

$$\frac{49.70 - 40.78}{49.70} = 0.1794 \approx (1 - c)^2 = (1 - 0.6)^2.$$

For Shifted-Exponential distribution, the average data access latency for AAKL (or AAUL) is 40.78 and the average data access latency for DA algorithm is 49.70 where

$$\frac{51.07 - 30.37}{51.07} = 0.405 \approx 1 - c = 0.4.$$

According to the experimental results, these two experiments basically verified our theoretical conclusions. From the two figures, we can see that our AAKL (or AAUL) algorithm has a significant advantage over the DA algorithm, whether it is uniform distribution or Shifted-Exponential distribution.

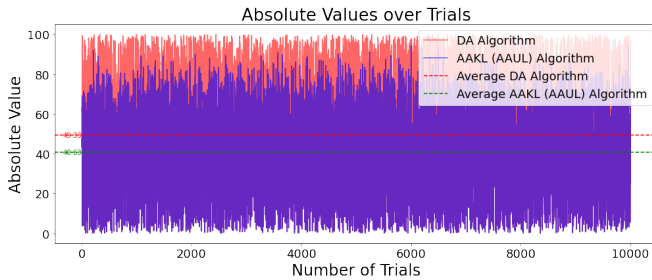


Fig. 3: Data access latency for uniform distribution.

V. CONCLUSION

In this paper, we consider the problem of data download latency of a single node in a distributed storage system, and propose AAKL and AAUL algorithms based on MDS array codes. We show that our algorithms have less data access latency than the existing DA method. How to further reduce

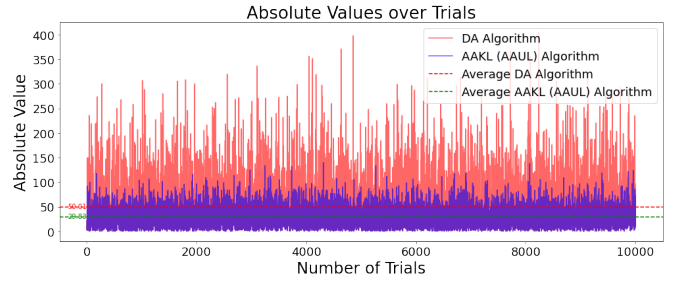


Fig. 4: Data access latency for Shifted-Exponential distribution.

the data access latency for multiple nodes is one of our future work.

REFERENCES

- [1] I. S. Reed and G. Solomon, "Polynomial Codes over Certain Finite Fields," *Journal of the Society for Industrial & Applied Mathematics*, vol. 8, no. 2, pp. 300–304, 1960.
- [2] K. V. Rashmi, N. B. Shah, and P. V. Kumar, "Optimal Exact-Regenerating Codes for Distributed Storage at the MSR and MBR Points via a Product-Matrix Construction," *IEEE Trans. Information Theory*, vol. 57, no. 8, pp. 5227–5239, August 2011.
- [3] I. Tamo, Z. Wang, and J. Bruck, "Zigzag Codes: MDS Array Codes with Optimal Rebuilding," *IEEE Trans. Information Theory*, vol. 59, no. 3, pp. 1597–1616, May 2013.
- [4] H. Hou, K. W. Shum, M. Chen, and H. Li, "BASIC Codes: Low-Complexity Regenerating Codes for Distributed Storage Systems," *IEEE Trans. Information Theory*, vol. 62, no. 6, pp. 3053–3069, 2016.
- [5] M. Ye and A. Barg, "Explicit Constructions of Optimal-Access MDS Codes with Nearly Optimal Sub-Packetization," *IEEE Transactions on Information Theory*, vol. 63, no. 10, pp. 6307–6317, 2017.
- [6] J. Li, X. Tang, and C. Tian, "A Generic Transformation to Enable Optimal Repair in MDS codes for Distributed Storage Systems," *IEEE Trans. Information Theory*, vol. 64, no. 9, pp. 6257–6267, 2018.
- [7] S. B. Balaji and P. V. Kumar, "A Tight Lower Bound on the Sub-Packetization Level of Optimal-Access MSR and MDS Codes," in *Proc. IEEE Int. Symp. Inf. Theory*, 2018, pp. 2381–2385.
- [8] H. Hou, P. P. Lee, and Y. S. Han, "Multi-Layer Transformed MDS Codes with Optimal Repair Access and Low Sub-Packetization," *arXiv preprint arXiv:1907.08938*, 2019.
- [9] H. Hou and P. P. Lee, "Binary MDS Array Codes with Optimal Repair," *IEEE Trans. Information Theory*, vol. 66, no. 3, pp. 1405–1422, Mar. 2020.
- [10] Z. Li, S.-J. Lin, P.-N. Chen, Y. S. Han, and H. Hou, "Update Bandwidth for Distributed Storage," *IEEE Transactions on Information Theory*, vol. 67, no. 11, pp. 7159–7179, 2021.
- [11] Z. Jiang, B. Yu, Z. Huang, G. Zhang, Q. Hu, and H. Hou, "Cross-Rack Update Bandwidth for Distributed Storage Systems," in *GLOBECOM 2023 - 2023 IEEE Global Communications Conference*, 2023, pp. 3699–3704.
- [12] Z. Jiang, B. Yu, Z. Huang, L. Song, B. Bai, G. Zhang, and H. Hou, "Tight Lower Bound on Cross-Rack Update Bandwidth and Explicit Constructions," in *2024 IEEE International Symposium on Information Theory (ISIT)*, 2024, pp. 1041–1046.
- [13] W. Li, H. Dau, Z. Wang, H. Jafarkhani, and E. Viterbo, "On the I/O Costs in Repairing Short-Length Reed-Solomon Codes," in *2019 IEEE International Symposium on Information Theory (ISIT)*, 2019, pp. 1087–1091.
- [14] H. Dau, I. Duursma, and H. Chu, "On the I/O Costs of Some Repair Schemes for Full-Length Reed-Solomon Codes," in *2018 IEEE International Symposium on Information Theory (ISIT)*, 2018, pp. 1700–1704.
- [15] Z. Liu and Z. Zhang, "A Formula for the I/O Cost of Linear Repair Schemes and Application to Reed-Solomon Codes," *arXiv preprint arXiv:2401.04912*, 2024.
- [16] A. Vulimiri, O. Michel, P. B. Godfrey, and S. Shenker, "More Is Less: Reducing Latency via Redundancy," in *Proceedings of the 11th ACM Workshop on Hot Topics in Networks*, 2012, pp. 13–18.

- [17] S. Ahmad and S. Mehruz, "Efficient time-oriented latency-based secure data encryption for cloud storage," *Cyber Security and Applications*, vol. 2, p. 100027, 2024.
- [18] S. Souders., "Velocity and The Bottom Line," <http://radar.oreilly.com/2009/07/velocity-making-your-site-fast.html>, 2021.
- [19] M. Alizadeh, A. Greenberg, D. A. Maltz, J. Padhye, P. Patel, B. Prabhakar, S. Sengupta, and M. Sridharan, "Data Center TCP (dctcp)," in *Proceedings of the ACM SIGCOMM 2010 Conference*, 2010, pp. 63–74.
- [20] S. Ramachandran, "Web metrics: Size and number of resources," <https://developers.google.com/speed/articles/web-metrics>, 2021.
- [21] S. Acharya, P. V. Kumar, and V. R. Cadambe, "On Existence of Latency Optimal Uncoded Storage Schemes in Geo-Distributed Data Storage Systems," *arXiv preprint arXiv:2405.06641*, 2024.
- [22] V. R. Cadambe and S. Lyu, "Brief Announcement: CausalEC: A Causally Consistent Data Storage Algorithm based on Cross-Object Erasure Coding," in *Proceedings of the 2023 ACM Symposium on Principles of Distributed Computing*, 2023, pp. 374–377.
- [23] L. Huang, S. Pawar, H. Zhang, and K. Ramchandran, "Codes Can Reduce Queuing Delay in Data Centers," in *2012 IEEE International Symposium on Information Theory Proceedings*. IEEE, 2012, pp. 2766–2770.
- [24] G. Joshi, Y. Liu, and E. Soljanin, "Coding for Fast Content Download," in *2012 50th Annual allerton conference on communication, control, and computing (Allerton)*. IEEE, 2012, pp. 326–333.
- [25] N. B. Shah, K. Lee, and K. Ramchandran, "The MDS Queue: Analysing The Latency Performance of Erasure Codes," in *2014 IEEE International Symposium on Information Theory*. IEEE, 2014, pp. 861–865.
- [26] K. Lee, N. B. Shah, L. Huang, and K. Ramchandran, "The MDS Queue: Analysing The Latency Performance of Erasure Codes," *IEEE Transactions on Information Theory*, vol. 63, no. 5, pp. 2822–2842, 2017.
- [27] G. Joshi, Y. Liu, and E. Soljanin, "On The Delay-storage Trade-off in Content Download from Coded Distributed Storage Systems," *IEEE Journal on Selected Areas in Communications*, vol. 32, no. 5, pp. 989–997, 2014.
- [28] K. Lee, M. Lam, R. Pedarsani, D. Papailiopoulos, and K. Ramchandran, "Speeding Up Distributed Machine Learning Using Codes," *IEEE Transactions on Information Theory*, vol. 64, no. 3, pp. 1514–1529, 2017.
- [29] G. Liang and U. C. Kozat, "TOFEC: Achieving Optimal Throughput-delay Trade-off of Cloud Storage Using Erasure Codes," in *IEEE INFOCOM 2014-IEEE Conference on Computer Communications*. IEEE, 2014, pp. 826–834.