

Joint Active and Passive Beamforming Optimization for Beyond Diagonal RIS-aided Multi-User Communications

Xiaohua Zhou, *Graduate Student Member, IEEE*, Tianyu Fang, *Graduate Student Member, IEEE*, Yijie Mao, *Member, IEEE*

Abstract—Benefiting from its capability to generalize existing reconfigurable intelligent surface (RIS) architectures and provide additional design flexibility via interactions between RIS elements, beyond-diagonal RIS (BD-RIS) has attracted considerable research interests recently. However, due to the symmetric and unitary passive beamforming constraint imposed on BD-RIS, existing joint active and passive beamforming optimization algorithms for BD-RIS either exhibit high computational complexity to achieve near optimal solutions or rely on heuristic algorithms with substantial performance loss. In this paper, we address this issue by proposing an efficient optimization framework for BD-RIS assisted multi-user multi-antenna communication networks. Specifically, we solve the weighted sum rate maximization problem by introducing a novel beamforming optimization algorithm that alternately optimizes active and passive beamforming matrices using iterative closed-form solutions. Numerical results demonstrate that our algorithm significantly reduces computational complexity while ensuring a sub-optimal solution.

Index Terms—Beyond-diagonal reconfigurable intelligent surface (BD-RIS), joint active and passive beamforming design.

I. INTRODUCTION

Recently, beyond-diagonal reconfigurable intelligent surface (BD-RIS) has been proposed in [1] as a pioneering RIS architecture that provides notable performance gains in wireless communications. Pursuant to the microwave theory, BD-RIS introduces a beyond-diagonal scattering matrix (also known as passive beamforming matrix), allowing for interconnections among its elements. According to different interconnection methods among the elements, BD-RIS can be categorized into: single, group, and fully connected architectures [2].

Realizing the performance benefits provided by BD-RIS requires careful passive beamforming design. In point-to-point communications, the optimal and efficient passive beamforming design for BD-RIS has been explored to maximize the channel gain [3]–[6]. However, when considering multi-user communications, maximizing the channel gain only is insufficient for optimizing system performance. This is because multi-user interference brings extra beamforming design challenges. A typical approach is to consider joint optimization of active beamforming at the transmitter and passive

beamforming at the BD-RIS. For the classical weighted sum-rate (WSR) maximization problem, various joint beamforming optimization algorithms have been proposed [1], [2], [5], [7]–[9], which typically involve an alternative optimization (AO) algorithm to iteratively optimize active and passive beamforming. The primary difference among these algorithms lies in the approach to solve the passive beamforming subproblem.

The earliest approach to optimize the BD-RIS passive beamforming matrix is the quasi-Newton method [1], [5]. However, as the number of BD-RIS elements increases, the corresponding computational complexity rises sharply due to vectorization for the passive beamforming, resulting in an unacceptable computational burden. To address this issue, a manifold algorithm is proposed [2], [7]–[9]. This method relaxes the symmetric unitary matrix constraint to a unitary constraint. Despite attempts to project the solution to preserve the symmetric unitary matrix constraint, there is a non-negligible loss in performance. Furthermore, a passive beamforming optimization algorithm based on penalty dual decomposition (PDD) was introduced in [9] for BD-RIS. Within the PDD framework, although a closed-form solution is derived, the computational complexity remains high. This is primarily due to the vectorization of the passive beamforming matrix into a high-dimensional vector and the inclusion of an inverse operation on a high-dimensional matrix within the derived closed-form expression. To reduce the computational complexity, an efficient passive beamforming design algorithm has been proposed in our previous work [10], which provides a heuristic two-stage solution to the WSR maximization problem. Although such algorithm performs well in small-scale networks, the performance loss becomes noticeable when dealing with large number of transmit antennas and users.

In this work, we aim to address all the aforementioned limitations of existing joint active and passive beamforming design algorithms for a BD-RIS-aided multi-user downlink transmission network. We propose an efficient optimization algorithm that guarantees the near optimal solution for the original WSR maximization problem while significantly reducing the computational time. The beauty of the proposed algorithm lies in a unified optimization framework, which employs iterative closed-form solutions to address both active and passive beamforming design subproblems. Importantly, this method eliminates the need for optimization toolboxes, resulting in a notable reduction in computational complexity. Simulation results show that compared with existing baselines, the proposed optimization framework substantially reduces

This work has been supported in part by the National Nature Science Foundation of China under Grant 62201347; and in part by Shanghai Sailing Program under Grant 22YF1428400.

X. Zhou and Y. Mao are with the School of Information Science and Technology, ShanghaiTech University, Shanghai 201210, China (e-mail: zhouxh3, maoyj@shanghaitech.edu.cn). (*Corresponding Author: Yijie Mao*)

Tianyu Fang is with Centre for Wireless Communications, University of Oulu, Finland (e-mail: tianyu.fang@oulu.fi).

computation time while maintaining near optimal WSR performance in large-scale networks.

II. SYSTEM MODEL AND PROBLEM FORMULATION

Consider a BD-RIS assisted multi-user downlink communication network comprising a base station (BS) with L antennas, a BD-RIS with N passive reflecting elements, and a set of K users, each with a single receive antenna. The user index set is $\mathcal{K} = \{1, \dots, K\}$. The BS serves all K users simultaneously with the assistance of the BD-RIS. Let $s_k \in \mathbb{C}$ denote the data symbol intended for user k and $\mathbf{w}_k \in \mathbb{C}^{L \times 1}$ represent the corresponding active beamforming vector at the BS. The data symbol vector is $\mathbf{s} \triangleq [s_1, \dots, s_K]^T \sim \mathcal{CN}(\mathbf{0}, \mathbf{I}_K)$. The resulting transmit signal at the BS is $\mathbf{x} = \sum_{k=1}^K \mathbf{w}_k s_k$.

The signal is transmitted through the BD-RIS aided channel, assuming that the direct links from the BS to the users are blocked. Let $\Theta \in \mathbb{C}^{N \times N}$ denote the passive beamforming matrix of the BS-RIS. Also, we denote the channel between the BD-RIS and user k as $\mathbf{h}_k \in \mathbb{C}^{N \times 1}$, and the channel between the BS and BD-RIS as $\mathbf{E} \in \mathbb{C}^{N \times L}$. The effective channel between the BS to user k is therefore denoted as $\mathbf{f}_k^H = \mathbf{h}_k^H \Theta \mathbf{E}$. The resulting receive signal at user k is:

$$y_k = \mathbf{f}_k^H \sum_{i=1}^K \mathbf{w}_i s_i + n_k, \quad (1)$$

where $n_k \sim \mathcal{CN}(0, \sigma_k^2)$ represents the additive white Gaussian noise (AWGN).

By further defining $\mathbf{y} \triangleq [y_1, \dots, y_K]^T \in \mathbb{C}^{K \times 1}$, $\mathbf{H} \triangleq [\mathbf{h}_1, \dots, \mathbf{h}_K] \in \mathbb{C}^{N \times K}$, $\mathbf{W} \triangleq [\mathbf{w}_1, \dots, \mathbf{w}_K] \in \mathbb{C}^{L \times K}$ and $\mathbf{n} \triangleq [n_1, \dots, n_K]^T \in \mathbb{C}^{K \times 1}$, the overall signal received at all users can be written in a compact form as:

$$\mathbf{y} = \mathbf{H}^H \Theta \mathbf{E} \mathbf{W} \mathbf{s} + \mathbf{n}. \quad (2)$$

The achievable rate at user k is given as:

$$R_k = \log \left(1 + \frac{|\mathbf{f}_k^H \mathbf{w}_k|^2}{\sum_{j=1, j \neq k}^K |\mathbf{f}_k^H \mathbf{w}_j|^2 + \sigma_k^2} \right). \quad (3)$$

In this work, we focus on the fundamental WSR maximization problem subject to the total transmit power constraint at the BS, i.e., $\|\mathbf{W}\|_F^2 \leq P_t$. It has been shown in [11], [12] that such transmit power constraint is equivalent to $\|\mathbf{W}\|_F^2 = P_t$ for the WSR problem. This leads to the following feasible set of the transmit beamforming matrix \mathbf{W} :

$$\mathcal{S} \triangleq \{\mathbf{W} \in \mathbb{C}^{L \times K} \mid \|\mathbf{W}\|_F^2 = P_t\}. \quad (4)$$

In this study, we consider a fully connected BD-RIS [1]. It consists of a reconfigurable impedance network, where each port is interconnected with all other ports through reconfigurable impedances. Consequently, the passive beamforming matrix Θ belongs to the following manifold:

$$\mathcal{M} \triangleq \{\Theta \in \mathbb{C}^{N \times N} \mid \Theta = \Theta^T, \Theta \Theta^H = \mathbf{I}_N\}. \quad (5)$$

Let δ_k denote the weight of user k , the formulated WSR maximization problem is given as:

$$\max_{\Theta \in \mathcal{M}, \mathbf{W} \in \mathcal{S}} \sum_{k=1}^K \delta_k R_k. \quad (6)$$

Solving problem (6) poses significant challenges since the active and passive beamforming matrices are coupled in the

fractional signal-to-interference-plus-noise ratios (SINR) expressions, and the symmetric and unitary constraint is highly non-convex. Conventional optimization approaches, such as the quasi-Newton method [1], [5], the manifold method [2], [7], [8], the PDD method [9], and the two-stage algorithm [10] have been proposed to solve problem (6). However, they are all subject to the limitations outlined in the introduction section. In the next section, we propose an efficient optimization framework to resolve these challenges.

III. PROPOSED OPTIMIZATION FRAMEWORK

In this section, we propose an efficient AO method to solve problem (6) by iteratively optimizing the active and passive beamforming matrices until convergence. Unlike conventional methods, such as quasi-Newton and manifold, which rely on optimization toolboxes to solve the subproblems of the active and passive beamforming matrices iteratively, the primary novelty of the proposed method is its use of iterative closed-form solutions for both subproblems. This substantially reduces computational complexity. The following subsections detail the proposed optimization algorithm.

A. Fractional Programming Reformulation

In order to transform problem (6) into a more tractable form, we first apply the fractional programming (FP) framework [13], leading to the following lemma.

Lemma 1. *By introducing auxiliary variables $\alpha = \{\alpha_1, \dots, \alpha_K\}$, $\beta = \{\beta_1, \dots, \beta_K\}$, problem (6) is equivalently reformulated as:*

$$\max_{\alpha, \beta, \mathbf{W} \in \mathcal{S}, \Theta \in \mathcal{M}} \sum_{k=1}^K \delta_k h_k(\alpha_k, \beta_k, \mathbf{W}, \Theta), \quad (7)$$

where

$$h_k(\alpha_k, \beta_k, \mathbf{W}, \Theta) = 2\sqrt{1 + \alpha_k} \Re\{\beta_k^* \mathbf{f}_k^H \mathbf{w}_k\} - \alpha_k - |\beta_k|^2 \left(\sum_{j=1}^K |\mathbf{f}_k^H \mathbf{w}_j|^2 + \sigma_k^2 \right) + \log(1 + \alpha_k). \quad (8)$$

Proof: The equivalence has been readily established by applying the Lagrangian dual and quadratic transform proposed in [13]. Specifically, by introducing an auxiliary variable α_k , the logarithmic rate expression R_k is reformulated as:

$$R_k = \max_{\alpha_k} \log(1 + \alpha_k) - \alpha_k + \frac{(1 + \alpha_k) |\mathbf{f}_k^H \mathbf{w}_k|^2}{\sum_{j=1}^K |\mathbf{f}_k^H \mathbf{w}_j|^2 + \sigma_k^2}. \quad (9)$$

By further introducing another auxiliary variable β_k to decouple the fractional term in (9), R_k can be further recast as:

$$R_k = \max_{\alpha_k, \beta_k} h_k(\alpha_k, \beta_k, \mathbf{W}, \Theta). \quad (10)$$

By plugging the reformulated achievable rate into problem (6), we obtain problem (7).

With fixed \mathbf{W} , Θ , the subproblems with respect to α_k or β_k are unconstrained convex problems. By setting their partial

derivative as zero, the optimal solutions of α_k and β_k are:

$$\alpha_k^* = \frac{|\mathbf{f}_k^H \mathbf{w}_k|^2}{\sum_{j=1, j \neq k}^K |\mathbf{f}_k^H \mathbf{w}_j|^2 + \sigma_k^2}, \forall k \in \mathcal{K}, \quad (11a)$$

$$\beta_k^* = \frac{\sqrt{1 + \alpha_k^*} \mathbf{f}_k^H \mathbf{w}_k}{\sum_{j=1}^K |\mathbf{f}_k^H \mathbf{w}_j|^2 + \sigma_k^2}, \forall k \in \mathcal{K}. \quad (11b)$$

By substituting (11) into (8), we obtain (3). Hence, the transformation from problem (6) to (7) is equivalent. ■

Problem (7) is a block-convex problem. To derive a near optimal solution, we iteratively update $\{\alpha, \beta\}$, \mathbf{W} , and Θ . Note that with fixed \mathbf{W} and Θ , the optimal solutions of $\{\alpha, \beta\}$ are obtained by (11). In the following, we illustrate a novel unified optimization framework with iterative closed-form solutions for the subproblems of \mathbf{W} and Θ .

B. Passive Beamforming Optimization

With given $\alpha, \beta, \mathbf{W}$, the subproblem of (7) with respect to Θ becomes:

$$\max_{\Theta \in \mathcal{M}} \sum_{k=1}^K 2\sqrt{1 + \alpha_k} \delta_k \Re\{\beta_k^* \mathbf{f}_k^H \mathbf{w}_k\} - \delta_k |\beta_k|^2 \sum_{j=1}^K |\mathbf{f}_k^H \mathbf{w}_j|^2, \quad (12)$$

where $\mathbf{f}_k^H = \mathbf{h}_k^H \Theta \mathbf{E}$. Through the definition of the following matrix variables:

$$\begin{aligned} \mathbf{M} &\triangleq \mathbf{E} \mathbf{W} \Sigma_1 \mathbf{H}^H, \mathbf{Y} \triangleq \mathbf{H} \Sigma_2 \mathbf{H}^H, \\ \mathbf{X} &\triangleq \mathbf{E} \mathbf{W} \mathbf{W}^H \mathbf{E}^H, \Sigma_2 \triangleq \text{diag}\{\delta_1 |\beta_1|^2, \dots, \delta_K |\beta_K|^2\}, \\ \Sigma_1 &\triangleq \text{diag}\{\delta_1 \sqrt{1 + \alpha_1} \beta_1, \dots, \delta_K \sqrt{1 + \alpha_K} \beta_K\}, \end{aligned}$$

we equivalently transform (12) into:

$$\max_{\Theta \in \mathcal{M}} 2\Re\{\text{tr}(\Theta \mathbf{M})\} - \text{tr}(\Theta \mathbf{X} \Theta^H \mathbf{Y}). \quad (13)$$

Although the objective function of (13) is concave, it remains challenging to solve due to the highly non-convex constraint of Θ . To address (13), we first introduce a constant term $\text{tr}(\rho_1 \mathbf{X})$ to transform the objective function into a convex form, where ρ_1 is an arbitrary constant such that $\rho_1 \mathbf{I}_N - \mathbf{Y}$ is a positive semi-definite matrix [14]. With $\Theta \Theta^H = \mathbf{I}_N$ in (5), (13) is transformed into a more tractable form as:

$$\max_{\Theta \in \mathcal{M}} 2\Re\{\text{tr}(\Theta \mathbf{M})\} + \text{tr}(\Theta \mathbf{X} \Theta^H (\rho_1 \mathbf{I}_N - \mathbf{Y})). \quad (14)$$

To solve problem (14), we introduce the following lemma.

Lemma 2. Let $\mathbf{A}, \mathbf{B} \in \mathbb{C}^{N \times N}$ be two positive semi-definite Hermitian matrices, then for any matrices $\Theta' \in \mathbb{C}^{N \times N}$, $\Phi' \in \mathbb{C}^{N \times N}$, we have

$$\text{tr}(\Theta' \mathbf{A} \Theta'^H \mathbf{B}) \geq 2\Re\{\text{tr}(\Phi' \mathbf{A} \Theta'^H \mathbf{B})\} - \text{tr}(\Phi' \mathbf{A} \Phi'^H \mathbf{B}), \quad (15)$$

where the equality is achieved if and only if $\Phi' = \Theta'$.

Proof: This can be easily verified by the inequality $\text{tr}((\Theta' - \Phi') \mathbf{A} (\Theta' - \Phi')^H \mathbf{B}) \geq 0$ [15]. ■

Based on Lemma 2, we further introduce an auxiliary variable Φ to transform problem (14) into:

$$\begin{aligned} \max_{\Phi, \Theta \in \mathcal{M}} 2\Re\{\text{tr}(\Theta \mathbf{M})\} + 2\Re\{\text{tr}(\Phi \mathbf{X} \Theta^H (\rho_1 \mathbf{I}_N - \mathbf{Y}))\} \\ - \text{tr}(\Phi \mathbf{X} \Phi^H (\rho_1 \mathbf{I}_N - \mathbf{Y})). \end{aligned} \quad (16)$$

In the following, we propose an AO algorithm to iteratively optimize Φ and Θ in (16) with closed form solutions. Specifically, with a given Θ , the optimal Φ^* is $\Phi^* = \Theta$ according to Lemma 2.

For a given Φ , problem (16) becomes:

$$\begin{aligned} \max_{\Theta \in \mathcal{M}} 2\Re\{\text{tr}(\Theta \mathbf{M})\} + 2\Re\{\text{tr}(\Phi \mathbf{X} \Theta^H (\rho_1 \mathbf{I}_N - \mathbf{Y}))\} \\ - \text{tr}(\Phi \mathbf{X} \Phi^H (\rho_1 \mathbf{I}_N - \mathbf{Y})). \end{aligned} \quad (17)$$

The optimal Θ of problem (17) is obtained by the following definition and theorem.

Definition 1. For any square matrix $\mathbf{Z} \in \mathbb{C}^{N \times N}$, let $\hat{\mathbf{Z}} = \mathbf{Z} + \mathbf{Z}^T$ with a rank of R . Its singular value decomposition (SVD) is $\hat{\mathbf{Z}} = \mathbf{U} \mathbf{S} \mathbf{V}^H$. Then, \mathbf{U}, \mathbf{V} can be partitioned into $[\mathbf{U}_R, \mathbf{U}_{N-R}]$ and $[\mathbf{V}_R, \mathbf{V}_{N-R}]$, respectively. Define a projection operator $\Pi_{\mathcal{M}}(\cdot) : \mathbb{C}^{N \times N} \rightarrow \mathcal{M}$ that projects any square matrix \mathbf{Z} to \mathcal{M} , as follows:

$$\Pi_{\mathcal{M}}(\mathbf{Z}) = \hat{\mathbf{U}} \mathbf{V}^H, \quad (18)$$

where $\hat{\mathbf{U}} \triangleq [\mathbf{U}_R, (\mathbf{V}_{N-R})^*]$.

It has been proved in Proposition 1 of [10] that the symmetric unitary projection defined in (18) is guaranteed to identify the point in \mathcal{M} that is closest to \mathbf{Z} , i.e.,

$$\Pi_{\mathcal{M}}(\mathbf{Z}) = \arg \min_{\mathbf{Q} \in \mathcal{M}} \|\mathbf{Z} - \mathbf{Q}\|_F^2. \quad (19)$$

Theorem 1. The optimal Θ for problem (17) is

$$\Theta^* = \Pi_{\mathcal{M}}((\rho_1 \mathbf{I}_N - \mathbf{Y}) \Phi \mathbf{X} + \mathbf{M}^H). \quad (20)$$

Proof. Since $\Theta \Theta^H = \mathbf{I}_N$, problem (17) is equivalent to:

$$\min_{\Theta \in \mathcal{M}} \|\Theta - ((\rho_1 \mathbf{I}_N - \mathbf{Y}) \Phi \mathbf{X} + \mathbf{M}^H)\|_F^2, \quad (21)$$

According to (18) and (19), it is easy to obtain that the optimal solution of (21) is (20), which completes the proof. ■

Inspired by the block-wise closed-form solutions of (16) and the equivalence between (16) and (12), we propose the following projected successive linear approximation (PSLA) algorithm to solve subproblem (13):

- Step 1: Initialize $\Theta \in \mathcal{M}$;
- Step 2: Compute $\Phi = \Theta$;
- Step 3: Compute $\Theta = \Pi_{\mathcal{M}}((\rho_1 \mathbf{I}_N - \mathbf{Y}) \Phi \mathbf{X} + \mathbf{M}^H)$;
- Step 4: Return to Step 2) until convergence.

C. Active Beamforming Optimization

When α, β, Θ are fixed, the subproblem of (7) with respect to \mathbf{W} is equivalent to

$$\max_{\mathbf{W} \in \mathcal{S}} \sum_{k=1}^K 2\sqrt{1 + \alpha_k} \delta_k \Re\{\beta_k^* \mathbf{f}_k^H \mathbf{w}_k\} - |\beta_k|^2 \sum_{j=1}^K |\mathbf{f}_k^H \mathbf{w}_j|^2. \quad (22)$$

By further defining $\mathbf{F} \triangleq [\mathbf{f}_1, \dots, \mathbf{f}_K] \in \mathbb{C}^{L \times K}$, problem (22) is equivalently transformed to:

$$\max_{\mathbf{W} \in \mathcal{S}} 2\Re\{\text{tr}(\Sigma_1 \mathbf{F}^H \mathbf{W})\} - \text{tr}(\mathbf{W} \mathbf{W}^H \mathbf{F} \Sigma_2 \mathbf{F}^H). \quad (23)$$

The objective function in (23) has a structure similar to that of (13), it can be solved by the same PSLA framework as in

Algorithm 1: Proposed FP-PSLA algorithm to solve problem (6)

```

1 Input: The channel matrices  $\mathbf{G}, \mathbf{H}$  and  $\mathbf{E}$ , maximum
   transmit power budget  $P_t$ , convergence tolerance  $\epsilon$ ;
2 Initialization:  $n \leftarrow 0, \mathbf{W}^{[0]}, \Theta^{[0]}$ ;
3 repeat
4    $n \leftarrow n + 1$ ;
5   Update  $\alpha_k^{[n]}$  and  $\beta_k^{[n]}$  by (11a) and (11b),  $\forall k \in \mathcal{K}$ ;
6   Initialization:  $\mathbf{W}^{[m]} \leftarrow \mathbf{W}^{[n-1]}$  and  $m = 0$ ;
7   repeat
8      $\mathbf{P}^{[m]} = \mathbf{W}^{[m]}$ ;
9      $\mathbf{W}^{[m+1]} =$ 
10     $\Pi_S((\rho_2 \mathbf{I}_L - \mathbf{F}\Sigma_2 \mathbf{F}^H) \mathbf{P}^{[m]} + \mathbf{F}\Sigma_1)$ ;
11     $m \leftarrow m + 1$ ;
12  until convergence;
13  Initialization:  $\Theta^{[t]} \leftarrow \Theta^{[n-1]}$  and  $t = 0$ ;
14  repeat
15     $\Phi^{[t]} = \Theta^{[t]}$ ;
16     $\Theta^{[t+1]} = \Pi_{\mathcal{M}}((\rho_1 \mathbf{I}_N - \mathbf{Y}) \Phi^{[t]} \mathbf{X} + \mathbf{M}^H)$ ;
17     $t \leftarrow t + 1$ ;
18  until convergence;
19 until  $|\text{WSR}^{[n]} - \text{WSR}^{[n-1]}| \leq \epsilon$ ;

```

Section III-B. Specifically, by introducing a shift parameter ρ_2 , we transform (23) into:

$$\max_{\mathbf{W} \in \mathcal{S}} 2\Re\{\text{tr}(\Sigma_1 \mathbf{F}^H \mathbf{W})\} + \text{tr}(\mathbf{W} \mathbf{W}^H (\rho_2 \mathbf{I}_L - \mathbf{F}\Sigma_2 \mathbf{F}^H)). \quad (24)$$

By introducing an auxiliary matrix variable $\mathbf{P} \in \mathbb{C}^{L \times K}$, problem (24) is then transformed to:

$$\max_{\mathbf{P}, \mathbf{W} \in \mathcal{S}} 2\Re\{\text{tr}(\Sigma_1 \mathbf{F}^H \mathbf{W})\} - \text{tr}(\mathbf{P} \mathbf{P}^H (\rho_2 \mathbf{I}_L - \mathbf{F}\Sigma_2 \mathbf{F}^H)) + 2\Re\{\text{tr}(\mathbf{P} \mathbf{W}^H (\rho_2 \mathbf{I}_L - \mathbf{F}\Sigma_2 \mathbf{F}^H))\}. \quad (25)$$

According to Lemma 2, with a given \mathbf{W} , the optimal \mathbf{P}^* is $\mathbf{P}^* = \mathbf{W}$. Similar to Theorem 1, with a given \mathbf{P} , the optimal \mathbf{W}^* is

$$\mathbf{W}^* = \Pi_S((\rho_2 \mathbf{I}_L - \mathbf{F}\Sigma_2 \mathbf{F}^H) \mathbf{P} + \mathbf{F}\Sigma_1), \quad (26)$$

where

$$\Pi_S(\mathbf{W}) \triangleq \arg \min_{\mathbf{Q} \in \mathcal{S}} \|\mathbf{W} - \mathbf{Q}\|_F^2 = \sqrt{P_t} \mathbf{W} / \|\mathbf{W}\|_F.$$

D. Alternating Optimization for Problem (6)

Based on the closed-form solution of α and β obtained in Section III-A, and the iterative closed-form solutions of Θ and \mathbf{W} in Section III-B and III-C, we propose an efficient AO algorithm, named FP-PSLA to address problem (6). The details of FP-PSLA are delineated in Algorithm 1. Beginning with a non-zero feasible active beamforming matrix $\mathbf{W}^{[0]}$ and a feasible symmetric unitary matrix $\Theta^{[0]}$, we iteratively compute the auxiliary variables $\alpha^{[n]}$ and $\beta^{[n]}$ based on (11), as well as the passive and active beamforming matrices $\Theta^{[n]}$, $\mathbf{W}^{[n]}$ based on the proposed PSLA algorithm until the WSR converges.

E. Convergence Analysis

The proposed FP-PSLA algorithm involves two loops: the outer loop and the inner loop. The convergence analysis of

the outer loop follows [11], [13]. In this subsection, we delve into the convergence of the inner loop. Let the objective function of problem (17) be denoted as $g(\Theta, \Phi)$ and the objective function of the original problem (13) be denoted as $f(\Theta)$. According to Lemma 2, when $\Phi^{[t]} = \Theta^{[t]}$ in the inner loop iteration $[t]$, we have $g(\Theta^{[t]}, \Phi^{[t]}) = f(\Theta^{[t]})$ and $g(\Theta^{[t+1]}, \Phi^{[t]}) \leq f(\Theta^{[t+1]})$. Since $\Theta^{[t]}$ is a feasible solution and $\Theta^{[t+1]}$ is the optimal solution of (17) in each inner-loop iteration $[t+1]$, according to Theorem 1, we have $g(\Theta^{[t+1]}, \Phi^{[t]}) \geq g(\Theta^{[t]}, \Phi^{[t]})$. Therefore, $f(\Theta^{[t+1]}) \geq g(\Theta^{[t+1]}, \Phi^{[t]}) \geq g(\Theta^{[t]}, \Phi^{[t]}) = f(\Theta^{[t]})$. The objective function $f(\Theta)$ is monotonically increasing as the iteration increases. Given that the solution to problem (13) is constrained within a finite set \mathcal{M} , the convergence of the passive beamforming optimization in the inner loop of the proposed FP-PSLA algorithm is guaranteed. This analysis also applies to the active beamforming optimization. Therefore, the proposed FP-PSLA algorithm is guaranteed to converge within a given tolerance ϵ .

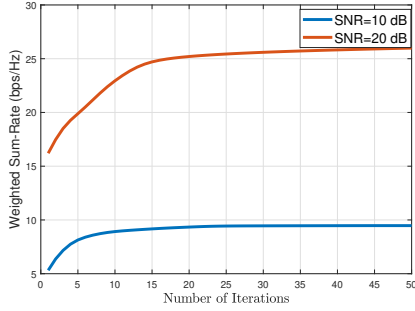
IV. NUMERICAL RESULTS

In this section, the simulation results of the proposed algorithm are demonstrated. We assume that the BS and RIS are positioned at coordinates (0,0) and (150,50) meters respectively. Additionally, we consider a scenario with $K = 32$ users randomly distributed within a circular area centered at (150,0) meters, with a diameter of 20 meters and the number of transmit antennas is $L = 32$. The path loss is $P(d) = L_0 d^{-\alpha}$, where $L_0 = -30$ dB denotes the reference path loss at $d = 1$ m, d represents the link distance, and α is the path loss exponent. Following [5], the path loss exponents from the BS to RIS and RIS to users are 2 and 2.2, respectively. The small-scale fading model follows Rayleigh fading. The convergence tolerance is $\epsilon = 10^{-3}$. All simulation results are averaged over 100 random channel realizations.

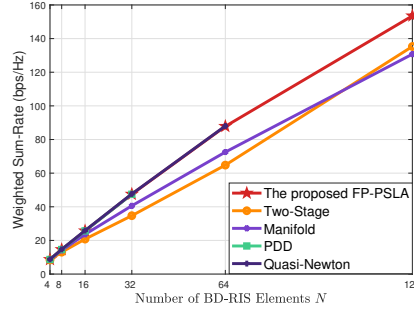
We compare the proposed FP-PSLA with the following four baselines to solve problem (6): the quasi-Newton Algorithm in [1], [5], the Manifold Algorithm in [2], [7], [8], the PDD Algorithm in [9], and the Two-Stage Algorithm in [10]. For all algorithms, the active beamforming matrix is initialized using the maximum ratio transmission (MRT) as $\mathbf{W}^{[0]} = \sqrt{0.4P_t} \mathbf{F} / \|\mathbf{F}\|_F$, while the passive beamforming matrix initialization follows [10], i.e., $\Theta^{[0]} = \Pi_{\mathcal{M}}(\mathbf{H} \mathbf{I}_{K \times N} \mathbf{E}^H)$. Table I provides the computational complexity comparison among all algorithms, where I_{Θ} , $I_{\mathbf{W}}$ represent the number of iterations for each inner loop and I_t refers to the number of iterations for the outer loop. Except the heuristic Two-Stage algorithms, the proposed FP-PSLA algorithm has the lowest computational complexity compared to other optimization algorithms.

Fig. 1a illustrates the convergence behavior of the proposed FP-PSLA algorithm under various transmit signal-to-noise ratio (SNR) when $N = 16$. It is evident that the proposed algorithm converges within a few outer-loop iterations.

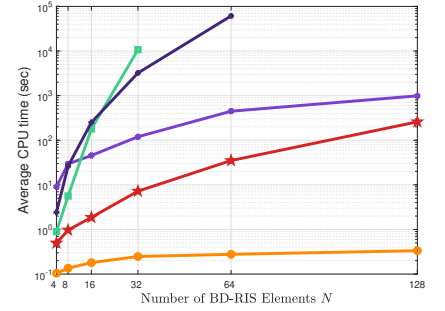
Fig. 1b and 1c respectively illustrate the WSR performance and the average CPU time in relation to the number of BD-RIS elements for different algorithms. The transmit SNR is 20 dB. In Fig. 1b, it is notable that the proposed FP-PSLA algorithm



(a) Convergence of the proposed FP-PSLA algorithm.



(b) WSR versus the number of BD-RIS elements N .



(c) Average CPU time versus the number of BD-RIS elements N .

Fig. 1: Analysis of the proposed algorithm.

TABLE I: Computational Complexity Comparison for Different Algorithms to Solve Problem (6).

Algorithm	Reference	Computational Complexity
Quasi-Newton	[5]	$\mathcal{O}(I_t(I_{\Theta}N^4 + I_{\mathbf{W}}(KL)^{3.5}))$
Manifold	[2]	$\mathcal{O}(I_t(I_{\Theta}N^3 + I_{\mathbf{W}}KL^3))$
PDD	[9]	$\mathcal{O}(I_t(I_{\Theta}N^6 + I_{\mathbf{W}}KL^3))$
Two-Stage	[10]	$\mathcal{O}(N^3 + I_tI_{\mathbf{W}}KL^3)$
FP-PSLA	Proposed	$\mathcal{O}(I_t(I_{\Theta}N^3 + I_{\mathbf{W}}L^2K))$

achieves comparable performance to both the quasi-Newton and PDD algorithms, while outperforming the Manifold and Two-Stage algorithms. Specifically, the proposed FP-PSLA algorithm outperforms the Two-Stage algorithm by a relative WSR gain of 20.82% on average and the Manifold algorithm by a relative WSR gain of 11.48% on average. Most importantly, according to Fig. 1c, among the algorithms that achieve the near optimal performance, the proposed FP-PSLA algorithm consumes the least average CPU time. Specifically, the proposed FP-PSLA algorithm demonstrates an average CPU time reduction of 91.19% compared to the Manifold algorithm, and 94.94% compared to the quasi-Newton algorithm. Hence, the proposed FP-PSLA algorithm substantially decreases the CPU time while ensuring a near optimal solution.

V. CONCLUSION

In this paper, for a downlink BD-RIS-assisted multi-user multiple-input multiple-output transmission network, we propose a novel efficient optimization algorithm, named FP-PSLA, to jointly optimize the active and passive beamforming matrices in order to maximize the WSR. The primary novelty of the proposed algorithm lies in a unified optimization framework that relies on iterative closed-form solutions to solve the subproblems of active and passive beamforming design. Numerical results show that the proposed FP-PSLA algorithm significantly reduces the CPU time while maintaining the same performance as other baseline schemes that guarantee near optimal solutions. Therefore, we conclude that the proposed algorithm holds great potential for the application of BD-RIS in practice. Future work will consider joint beamforming design, accounting for hardware impairments and more realistic RIS models [16].

REFERENCES

- [1] S. Shen, B. Clerckx, and R. Murch, "Modeling and architecture design of reconfigurable intelligent surfaces using scattering parameter network analysis," *IEEE Trans. Wireless Commun.*, vol. 21, no. 2, pp. 1229–1243, Feb. 2022.
- [2] H. Li, S. Shen, and B. Clerckx, "Beyond diagonal reconfigurable intelligent surfaces: From transmitting and reflecting modes to single-, group- and fully-connected architectures," *IEEE Trans. Wireless Commun.*, vol. 22, no. 4, pp. 2311–2324, Apr. 2023.
- [3] M. Nerini, S. Shen, and B. Clerckx, "Closed-form global optimization of beyond diagonal reconfigurable intelligent surfaces," *IEEE Trans. Wireless Commun.*, Feb. 2024.
- [4] I. Santamaria, M. Soleymani, E. Jorswieck, and J. Gutiérrez, "SNR maximization in beyond diagonal RIS-assisted single and multiple antenna links," *IEEE Signal Process. Lett.*, vol. 30, pp. 923–926, Jul. 2023.
- [5] T. Fang, Y. Mao, S. Shen, Z. Zhu, and B. Clerckx, "Fully connected reconfigurable intelligent surface aided rate-splitting multiple access for multi-user multi-antenna transmission," in *IEEE Int. Conf. Commun. Workshops (ICC Workshops)*, May. 2022, pp. 675–680.
- [6] Özlem Tuğçe Demir and E. Björnson, "Wideband channel capacity maximization with beyond diagonal RIS reflection matrices," *arXiv preprint arXiv:2404.00982*, 2024.
- [7] H. Li, S. Shen, and B. Clerckx, "Synergizing beyond diagonal reconfigurable intelligent surface and rate-splitting multiple access," *IEEE Trans. Wireless Commun.*, pp. 1–1, Jan. 2024.
- [8] —, "Beyond diagonal reconfigurable intelligent surfaces: A multi-sector mode enabling highly directional full-space wireless coverage," *IEEE J. Sel. Areas Commun.*, vol. 41, no. 8, pp. 2446–2460, Aug. 2023.
- [9] Y. Zhou, Y. Liu, H. Li, Q. Wu, S. Shen, and B. Clerckx, "Optimizing power consumption, energy efficiency and sum-rate using beyond diagonal RIS — A unified approach," *IEEE Trans. Wireless Commun.*, pp. 1–1, Dec. 2023.
- [10] T. Fang and Y. Mao, "A low-complexity beamforming design for beyond-diagonal RIS aided multi-user networks," *IEEE Commun. Lett.*, Jan. 2024.
- [11] —, "Rate splitting multiple access: Optimal beamforming structure and efficient optimization algorithms," *IEEE Trans. Wireless Commun.*, Oct. 2024.
- [12] X. Zhao, S. Lu, Q. Shi, and Z.-Q. Luo, "Rethinking WMMSE: Can its complexity scale linearly with the number of bs antennas?" *IEEE Trans. Signal Process.*, vol. 71, pp. 433–446, Feb. 2023.
- [13] K. Shen and W. Yu, "Fractional programming for communication systems—part I: Power control and beamforming," *IEEE Trans. Signal Process.*, vol. 66, no. 10, pp. 2616–2630, May. 2018.
- [14] G. H. Golub and C. F. Van Loan, *Matrix computations*. JHU press, 2013.
- [15] M. Dong and Q. Wang, "Multi-group multicast beamforming: Optimal structure and efficient algorithms," *IEEE Trans. Signal Process.*, vol. 68, pp. 3738–3753, May. 2020.
- [16] K. D. Katsanos, P. D. Lorenzo, and G. C. Alexandropoulos, "Multi-RIS-empowered multiple access: A distributed sum-rate maximization approach," *IEEE J. Sel. Top. Signal Process*, Sep. 2024.