

MultiPruner: Balanced Structure Removal in Foundation Models

J. Pablo Muñoz^{1*}, Jinjie Yuan^{2*}, Nilesh Jain¹

¹Intel Labs, ²Intel Corporation

{pablo.munoz, jinjie.yuan, nilesh.jain}@intel.com

Abstract

Recently, state-of-the-art approaches for pruning large pre-trained models (LPMs) have demonstrated that the training-free removal of non-critical residual blocks in Transformers is viable for reducing model size, achieving results that outperform previous training-free pruning approaches. Motivated by these findings, we extend BlockPruner (Zhong et al., 2024) and propose **MultiPruner**, a pruning approach that surpasses recent training-free pruning methods by adopting a multidimensional, iterative, fine-grained pruning strategy. In MultiPruner, multidimensional pruning reinstates the structural balance in block-pruned models by sequentially compressing along three dimensions: i) residual blocks, ii) channels of multilayer perceptrons (MLP), and iii) attention heads. This solution enhances zero-shot accuracy on downstream tasks compared to other techniques while improving model compression ratios, producing compressed models with fewer computing and memory requirements. Extensive experiments demonstrate the advantages of the proposed method across various large pre-trained models. The code and pruning configurations are available at <https://github.com/IntelLabs/Hardware-Aware-Automated-Machine-Learning>.

1 Introduction

Large pre-trained models (LPMs), also known as foundation models (FMs) (Bommasani et al., 2021), such as GPT-4 (Achiam et al., 2024), are producing outstanding results across a variety of domains, and have motivated an increase in investment in artificial intelligence (AI)-related ventures. State-of-the-art AI models often have billions of parameters and require large clusters of graphics processing units (GPUs) to train. Pre-trained models are usually subject to a less resource-intensive subsequent

stage in which the model is adapted or fine-tuned for a downstream task. Beyond the challenges of training and fine-tuning, deploying these models requires complex systems with significant computing and memory capacity. Two delimited stages are in play during inference: prefill and decode. In the prefill stage, all the required caches are created, which tends to be compute-bound. In the decode stage, the model uses the existing caches to generate new tokens, which tends to be memory-bound.

Given the substantial resource requirements for training, fine-tuning, and deploying these models, model compression techniques have become increasingly important. Pruning and quantizing LPMs have been proposed to reduce resource requirements, improve model performance, and enable deployment to more limited environments. However, choosing a particular compression algorithm requires considering the large parameter space of these models and the cost in time and resources that this process will take. For instance, when utilizing pruning, the algorithm should be capable of efficiently analyzing which model components might be removed, guaranteeing a sustained performance, e.g., with a minor tolerable drop in accuracy.

Recently, ShortGPT (Men et al., 2024) demonstrated that removing Transformer blocks based on their relative importance is a viable approach for pruning large pre-trained models. BlockPruner (Zhong et al., 2024) took this idea further to demonstrate that Transformer blocks can be partitioned into their two sub-components based on the residual connections, i.e., minimal residual blocks and showed that this more fine-grained pruning approach results in models with higher a pruning ratio and accuracy. However, these works assume that structured pruning should be applied to the Transformer’s depth dimension, which can easily lead to over-pruning in a single dimension, removing necessary layers or blocks. This paper con-

*Co-first authors.

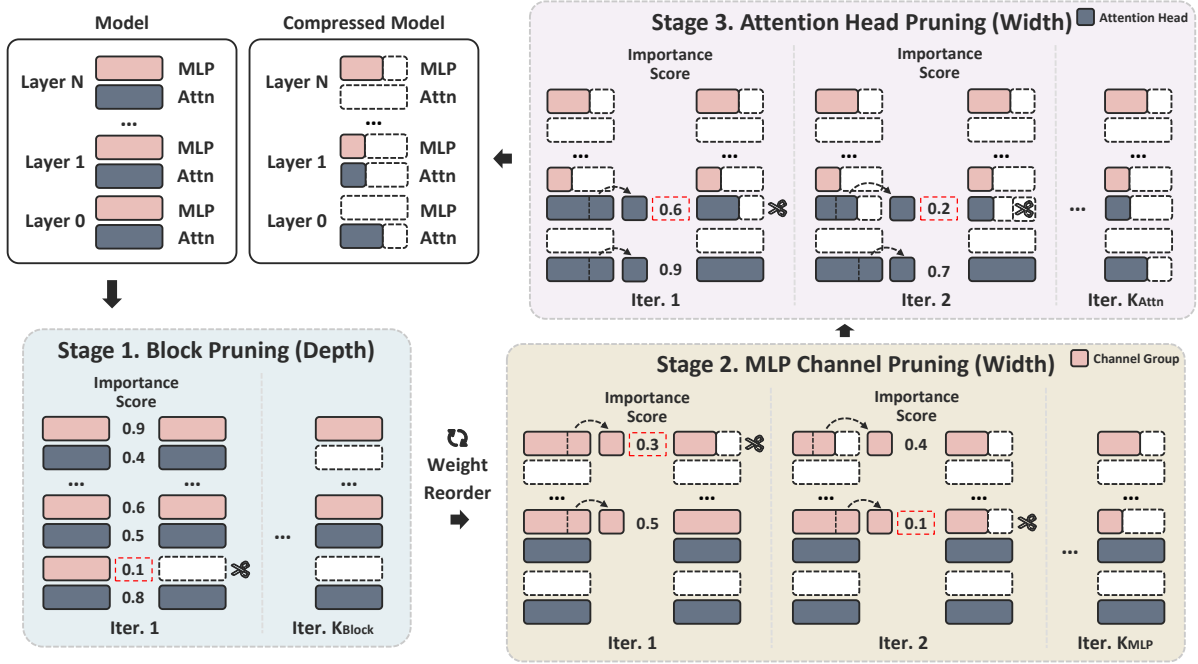


Figure 1: MultiPruner adopts a multidimensional fine-grained pruning method to make pruning more balanced, resulting in a higher-performance pruned model.

siders these challenges and extends BlockPruner (Zhong et al., 2024), resulting in a method to advance the state-of-the-art in structured pruning of large pre-trained models. MultiPruner removes this assumption and demonstrate that block pruning can be complemented with additional pruning in other dimensions, maintaining the target efficiency. Our approach, MultiPruner, is a training-free approach that extends the benefits of state-of-the-art training-free block pruning approaches and produces smaller models with higher accuracy. Specifically, MultiPruner operates in three pruning stages. First, it prunes the least important residual blocks, leveraging the insights from BlockPruner (Zhong et al., 2024) to identify minimal residual blocks that can be removed without significantly impacting performance. Next, it applies a fine-grained pruning strategy to the MLP channels, followed by the attention heads, aiming to prune the model more accurately. This sequential pruning process ensures that each dimension is optimally compressed, resulting in a smaller and more efficient model.

In summary, MultiPruner advances training-free model compression and includes the following contributions:

1. A pruning algorithm, MultiPruner, that extends BlockPruner (Zhong et al., 2024) and provides an iterative fine-grained pruning

strategy across multiple dimensions, leading to enhanced zero-shot accuracy on downstream tasks and improved model compression rates.

2. Studies to explore the challenges in multidimensional pruning, such as the pruning order and ratios for different types of structures.
3. Extensive experiments demonstrating the effectiveness of MultiPruner across various pruning ratios and models.

The following sections provide a comprehensive overview of the benefits and applications of MultiPruner, organized as follows: Section 2 discusses the proposed method followed by Section 3 with experimental results. Related work is discussed in Section 4. We conclude with our thoughts on the impact of our research.

2 Methodology

MultiPruner is motivated by recent block pruning algorithms, e.g., Zhong et al. (2024); Men et al. (2024), that remove elements on a single dimension. Based on their importance, these methods prune Transformer blocks or their sub-components, like self-attention or multilayer perceptron (MLP) blocks. However, focusing solely on these coarse residual blocks might leave pruning opportunities

unrealized in other dimensions. MultiPruner adopts a fine-grained approach to structural pruning while exploring the structural balance of the given architecture, since by removing complete residual blocks in Transformers, we are altering the original network design and the choices that might have been determined after expensive exploration and experimentation by the model’s creators. For instance, a pruned network becomes shallower after applying block pruning, but its overall width remains unchanged. By pruning in other orthogonal dimensions, MultiPruner attempts to reinstate this balance, resulting in compressed high-performing models that closely follow the original design considerations. The benefits of MultiPruner are demonstrated by experiments results in Section 3.

Algorithm 1 Multidimensional Pruning with Fixed Thresholds per Pruning Target

Input: Set of minimal residual blocks \mathcal{M} from a model m , s.t. $\mathcal{M} = \{M_i \mid M_i \in \mathcal{M}, \text{type}(M_i) \in \{\text{MLP}, \text{ATTN}\}\}$, Calibration dataset \mathcal{C} , Metric ϕ , Target pruning ratios τ_1, τ_2 , and τ_3 for each pruning modality, MLP channel group size g_{MLP} , ATTN channel group size g_{ATTN} .

Output: Pruned model m^*

```

1:  $\tau \leftarrow 0$ 
2: while  $\tau < \tau_1$  do
3:   for all  $M_i \in \mathcal{M}$  do
4:      $S_i \leftarrow \text{BlockImportance}(M_i, m, \mathcal{C}, \phi)$ 
5:   end for
6:    $M_{\min} \leftarrow \arg \min_{M_i \in \mathcal{M}} S_i$ 
7:    $\mathcal{M} \leftarrow \mathcal{M} \setminus \{M_{\min}\}$ 
8:    $\tau \leftarrow \text{PruningRatio}(m)$ 
9: end while
10:  $\text{WeightReordering}(m)$ 
11: for all  $t \in \{\text{MLP}, \text{ATTN}\}, \tau_t \in \{\tau_2, \tau_3\}, g_t \in \{g_{\text{MLP}}, g_{\text{ATTN}}\}$  do
12:    $\mathcal{M}_t = \{M_i \mid M_i \in \mathcal{M}, \text{type}(M_i) == t\}$ 
13:   while  $\tau < \tau_t$  do
14:     for all  $M_i \in \mathcal{M}_t$  do
15:        $S_i \leftarrow \text{WidthImportance}(M_i[:, :-g_t], m, \mathcal{C}, \phi)$ 
16:     end for
17:      $M_{\min} = \arg \min_{M_i \in \mathcal{M}_t} S_i$ 
18:      $M_{\min} = M_{\min}[:, :-g_t]$ 
19:      $\tau \leftarrow \text{PruningRatio}(m)$ 
20:   end while
21: end for
22: return  $m^*$  with the remaining and altered blocks in  $\mathcal{M}$ 

```

Problem Definition Given a dense model m , e.g., Llama-2-7B (Touvron et al., 2023), associated with a set of minimum residual blocks \mathcal{M} from each Transformer block (self-attention or MLP), and a target pruning ratio τ , MultiPruner takes a finer-grained pruning approach compared to other pruning solutions to obtain a model m^* with an associated subset of altered blocks from \mathcal{M} . **MultiPruner’s objective is to find a high-**

performing pruning configuration that results in a similar pruning ratio to the competing state-of-the-art block pruning while maintaining a structural balance and improving its zero-shot performance on downstream tasks.

2.1 Multidimensional Fine-Grained Pruning

MultiPruner targets three main elements for structure removal:

- Residual Transformer Blocks (Depth)
- MLP Channels (Width)
- Attention Heads (Width)

In the depth dimension, MultiPruner removes *iteratively* the least important minimal residual blocks as in BlockPruner (Zhong et al., 2024). In the width dimension, MultiPruner removes groups of channels from the MLP and attention heads. When exploring various architectural dimensions of the model for pruning and considering that a full search of architecture configurations is not practical for large pre-trained models, even when using training-free approaches and zero-shot evaluation, a natural research question arises:

(1) *Should MultiPruner prune the model’s depth and width in parallel or sequentially to obtain a high-performing pruned model?*

The parallel strategy adds complexity and does not provide insights regarding the contributions of pruning in each dimension. As detailed in Section 3, experimentally, we have observed that following sequential steps to prune different model’s dimensions yields the best pruned models. However, if the decision is to prune each dimension sequentially, we are confronted with a second research question:

(2) *What is the recommended order to sequentially explore the removal of structures in each dimension?*

Intuitively, a coarse-to-fine-grained order, i.e., from blocks to MLP channels to attention heads, will result in a more precise pruned model. This intuition is supported by our experimental results in Section 3, which demonstrate that MultiPruner achieves better performance when it first removes structures along the depth of the model. Once this

stage is completed, it focuses on structures along the width of selected components. As shown in Figure 1, MultiPruner begins by pruning the least important residual Transformer blocks, reducing the model’s depth. Following this, it targets the MLP Channels, and finally, it prunes the attention heads, which raises an additional research question:

(3) *When must MultiPruner stop pruning in each dimension or type of component?*

To answer this last question, we assign each of the three pruning targets with a pruning ratio threshold, τ_1, τ_2 , and τ_3 (i.e., the target ratio τ). To discover values for these thresholds that yield high-performing models, we utilize two search strategies:

- Fixed thresholds per pruning target.
- Fixed threshold for the depth dimension and evolutionary search to discover Pareto-optimal configurations on the width dimension.

Next, we discuss these search variants in more detail.

Sequential Pruning with Fixed Targets Experimentally, we discover the value for hyperparameters, τ_1, τ_2 , and τ_3 that determine the pruning ratio of each type of component: complete residual blocks, MLP channels, and attention heads, respectively. The entire process is detailed in Algorithm 1 and Figure 1.

The algorithm begins by pruning the depth dimension, where MultiPruner removes the least important residual Transformer blocks iteratively until the pruning ratio τ_1 is reached (lines 2-9 in Algorithm 1). The importance metric used for all pruning steps is the perplexity (PPL) on the calibration dataset. This step ensures that the model’s depth is reduced in a controlled manner, preserving the most critical blocks based on their importance scores.

After completing the depth pruning, MultiPruner performs a weight reordering step (line 10 in Algorithm 1). This step aims to prioritize the less important channels and heads for pruning. By reordering the weights based on an importance metric, the channels and heads are reordered such that the least important ones are positioned last, making them the primary candidates for pruning. In our

main experiment, we employed the L1 Norm as the reorder metric, and more details can be found in Appendix A.

Once the weight reordering is complete, MultiPruner shifts focus to the width dimension. It sequentially prunes non-essential groups of channels in the MLP and attention heads, adhering to the pruning ratios τ_2 , and τ_3 , respectively (lines 11-21 in Algorithm 1). The algorithm calculates the importance scores for each component type and removes the least important channel group or head iteratively until the target pruning ratio is achieved.

This sequential approach ensures that each dimension is pruned effectively, balancing depth and width reduction. By following this method, MultiPruner achieves a high-performing pruned model that closely aligns with the original design considerations while significantly reducing the model’s size.

Fixed Threshold for Depth and Evolutionary Search for Width

After removing residual blocks in the depth pruning stage, we have experimentally observed that stopping at half of the pruning ratio, i.e., $\tau/2$, provides an effective heuristic to initiate the pruning using evolutionary search in the width dimension. This stopping point opens a significant opportunity to remove elements in the width dimension, resulting in a better balance in the model.

Algorithm 2 Multidimensional Pruning with Fixed Delimitation and Evolutionary Search.

Input: Set of minimal residual blocks \mathcal{M} from a model m , s.t. $\mathcal{M} = \{M_i \mid M_i \in \mathcal{M}, \text{type}(M_i) \in \{\text{MLP}, \text{ATTN}\}\}$, Calibration dataset \mathcal{C} , Metric ϕ , Target pruning ratio τ , Number of evaluations in evolutionary search N , Search Space S .

Output: Pruned model m^*

```

1:  $t \leftarrow 0$ 
2: while  $t < \frac{\tau}{2}$  do
3:   for all  $M_i \in \mathcal{M}$  do
4:      $S_i \leftarrow \text{BlockImportance}(M_i, m, \mathcal{C}, \phi)$ 
5:   end for
6:    $M_{\min} \leftarrow \arg \min_{M_i \in \mathcal{M}} S_i$ 
7:    $\mathcal{M} \leftarrow \mathcal{M} \setminus \{M_{\min}\}$ 
8:    $t \leftarrow \text{PruningRatio}(m)$ 
9: end while
10:  $\text{WeightReordering}(m)$ 
11:  $\{(S_i, \mathcal{M}_i^*)\}_{i=0}^N \leftarrow \text{EvolutionarySearch}(M_i, m, \mathcal{C}, \phi, S)$ 
12:  $\mathcal{M} \leftarrow \mathcal{M}_{\arg \max_i \{S_i \mid \text{PruningRatio}(\mathcal{M}_i^*) = \tau\}}_{i=0}^N$ 
13: return  $m^*$ 

```

Algorithm 2 describes the steps followed to obtain the pruned model m^* .

The algorithm begins by pruning residual blocks

Model	Method	Ratio (%)	PPL (\downarrow)	PIQA	WinoG	HellaS	ARC-e	ARC-c	Avg. Score
Llama2-7B	Dense	0	5.47	79.05	69.06	75.99	74.54	46.16	68.96
	SliceGPT	21.45	30.74	72.42	59.91	56.04	63.64	37.12	57.83
	LaCo	21.02	50.39	68.34	60.46	54.08	55.39	35.84	54.82
	RM	21.02	676.80	54.46	49.25	29.22	34.43	22.53	37.98
	ShortGPT	21.02	18.45	70.24	65.90	62.63	56.06	36.09	58.18
	BlockPruner	21.99	11.51	74.21	62.43	65.87	61.07	37.29	60.17
	MultiPruner	21.96	9.33	74.65	64.64	68.94	64.77	41.13	62.83
Llama2-13B	Dense	0	4.89	80.52	72.14	79.36	77.36	49.23	71.72
	SliceGPT	21.52	23.95	74.32	65.59	60.71	68.52	42.41	62.31
	LaCo	24.37	13.97	72.42	59.27	60.44	54.34	34.56	56.21
	RM	24.37	10.08	73.72	66.61	66.80	66.12	41.98	63.05
	ShortGPT	24.37	20.06	72.74	70.80	67.80	60.35	41.30	62.60
	BlockPruner	25.12	8.16	76.93	66.30	72.20	65.82	41.38	64.53
	MultiPruner	25.01	7.19	77.80	71.90	75.62	71.38	46.50	68.64
Baichuan2-7B	Dense	0	6.04	77.48	68.27	72.18	72.98	42.75	66.73
	LaCo	21.57	26.46	68.28	58.56	51.50	52.90	28.50	51.95
	RM	21.57	189.78	59.96	52.33	30.87	38.17	23.63	40.99
	ShortGPT	21.57	31.05	63.71	62.67	50.01	47.31	30.72	50.88
	BlockPruner	22.45	15.38	69.75	61.48	58.09	58.08	33.02	56.08
	MultiPruner	22.41	12.37	70.46	64.72	60.92	56.99	34.90	57.60
	Baichuan2-13B	Dense	0	6.66	78.84	70.40	75.23	74.07	47.70
LaCo		22.68	27.07	70.89	58.01	54.00	57.11	32.94	54.59
RM		22.68	17.70	68.99	67.88	63.78	57.49	37.54	59.14
ShortGPT		22.68	20.69	69.31	68.27	61.71	56.52	36.69	58.50
BlockPruner		24.19	15.36	71.44	64.01	64.20	59.81	37.88	59.47
MultiPruner		24.01	10.99	69.97	66.46	64.03	57.95	37.20	59.12
Qwen1.5-7B		Dense	0	7.95	79.22	66.46	76.92	62.16	42.66
	LaCo	20.97	39.23	70.40	58.64	56.35	46.89	32.85	53.03
	RM	20.97	2026.31	67.36	49.88	42.00	54.17	28.58	48.40
	ShortGPT	20.97	49.88	69.53	62.12	58.87	43.60	32.17	53.26
	BlockPruner	21.83	20.58	71.71	55.56	59.31	53.70	33.28	54.71
	MultiPruner	21.81	18.22	71.76	59.59	60.60	59.01	35.92	57.38
	Qwen1.5-14B	Dense	0	7.44	79.87	70.56	79.41	68.48	47.01
LaCo		22.25	16.32	71.55	58.33	60.16	53.70	34.04	55.56
RM		22.25	55.99	67.08	53.28	42.08	50.72	29.01	48.43
ShortGPT		22.25	1237.21	58.60	55.96	36.16	38.09	34.81	44.72
BlockPruner		23.72	15.67	75.24	61.48	66.92	59.51	39.08	60.45
MultiPruner		23.51	12.94	75.41	62.98	63.26	69.19	41.21	62.41

Table 1: Zero-shot downstream task performance of various models using different pruning methods. “Dense” denotes the original (unpruned) models. “PPL” refers to the perplexity in Wikitext2. PIQA, WinoG, HellaS, ARC-e, and ARC-c represent their respective accuracies.

in the depth dimension until half of the target pruning ratio ($\tau/2$) is reached. This heuristic provides a balanced starting point for further pruning in the width dimension. Following the depth pruning, MultiPruner employs the Non-dominated Sorting Genetic Algorithm (NSGA-II) to discover Pareto-optimal pruning configurations for the width dimension. This strategy combines the pruning of MLP channels and attention heads simultaneously, leveraging evolutionary search to achieve a more precise and high-performing pruned model. Figure 2 illustrates the search progression for the evolutionary search on the width dimension, starting from a block-pruned model with an 11% pruning ratio. The plot shows the calibration perplexity

(PPL) against the pruning ratio, highlighting the effectiveness of the evolutionary search in identifying optimal configurations. Specifically, when the target pruning ratio is 22%, on the dense ratios, as indicated in line 12 of Algorithm 2, the subnetwork with this ratio (within the red line in the figure) and the lowest PPL will be selected as the final pruned model. As demonstrated in Section 3, this heuristic results in compressed models with similar pruning ratios but better average accuracy than sequential pruning with fixed targets. However, it is essential to note that the evolutionary search is computationally expensive and time-consuming to obtain better results.

Model	Method	Ratio (%)	PPL (\downarrow)	Avg. Score
Llama3.2-3B	Dense	0	7.81	67.67
	BlockPruner	9.39	13.07	62.31
	MultiPruner	9.06	10.46	64.04
Llama3.1-8B	Dense	0	6.24	73.75
	BlockPruner	10.65	10.58	66.75
	MultiPruner	10.03	8.93	69.27
	BlockPruner	19.95	15.37	59.08
Llama3-8B	Dense	0	6.14	72.73
	BlockPruner	10.13	10.88	66.46
	MultiPruner	10.08	8.19	69.03
	BlockPruner	20.47	22.36	57.59
Qwen2.5-7B	Dense	0	6.85	72.04
	BlockPruner	10.34	9.88	67.44
	MultiPruner	10.02	9.15	69.71
	BlockPruner	20.29	17.17	57.44
Qwen2.5-7B	Dense	0	6.85	72.04
	BlockPruner	10.34	9.88	67.44
	MultiPruner	10.02	9.15	69.71
	BlockPruner	20.29	17.17	57.44
Qwen2.5-7B	Dense	0	6.85	72.04
	BlockPruner	10.34	9.88	67.44
	MultiPruner	10.02	9.15	69.71
	BlockPruner	20.29	17.17	57.44
Qwen2.5-7B	Dense	0	6.85	72.04
	BlockPruner	10.34	9.88	67.44
	MultiPruner	10.02	9.15	69.71
	BlockPruner	20.29	17.17	57.44
Qwen2.5-7B	Dense	0	6.85	72.04
	BlockPruner	10.34	9.88	67.44
	MultiPruner	10.02	9.15	69.71
	BlockPruner	20.29	17.17	57.44

Table 2: Zero-shot downstream task performance of more advanced LLMs compared to BlockPruner. “Dense” denotes the original (unpruned) models. “PPL” refers to the perplexity in Wikitext2. Average score means the average accuracy across five downstream tasks.

2.2 Performance-Recovery Stage

To demonstrate the benefits of MultiPruner in production environments, it is essential to consider an additional performance-recovery stage. This stage involves fine-tuning the pruned model to recover accuracy on downstream tasks before deployment.

3 Experiments

3.1 Setup

Models To demonstrate the broad applicability of MultiPruner, we conducted experiments using the following models: Llama3.2-3B, Llama3.1-8B, Llama3-8B (Dubey et al., 2024), Llama2-7B, Llama2-13B (Touvron et al., 2023), Qwen2.5-7B (Yang et al., 2024a), Qwen1.5-7B, Qwen1.5-14B (Bai et al., 2023), Baichuan2-7B and Baichuan2-13B (Yang et al., 2023). These models share similar architectures, and their Transformer blocks are composed of self-attention (MHA, GQA (Ainslie et al., 2023), etc.) and multilayer perceptrons (MLP).

Baselines Building on the analysis by Zhong et al. (2024), we include a comparison of MultiPruner with other recent approaches, i.e. SliceGPT (Ashkboos et al., 2024), LaCo (Yang et al., 2024b), Short-

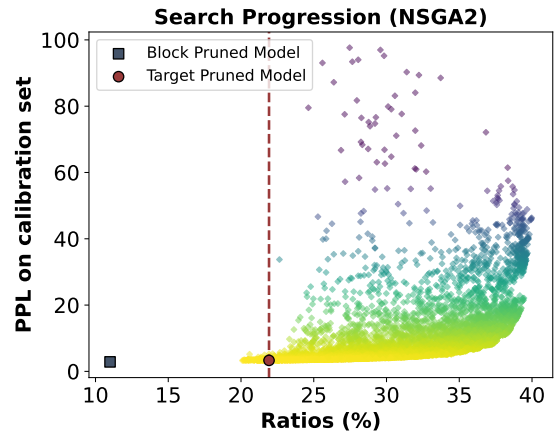


Figure 2: Search progression for evolutionary search (NSGA2) on width dimension (Llama2-7B), starting from a block-pruned model with a pruning ratio of 11%. The red line is positioned at 22% (the target pruning ratio). We select the subnetwork with the lowest PPL value on this line as the final pruned model. This search progression figure omits subnetworks with PPL > 100.

GPT (Men et al., 2024) and Relative Magnitude (Samragh et al., 2023), demonstrating the benefits of the proposed approach. In our environment, we reproduced the results of BlockPruner, ensuring the fairness of the competition.

Data and Evaluations For fairness, we follow BlockPruner (Zhong et al., 2024) in using the Alpaca dataset¹ as the calibration dataset and employ perplexity as the metric for Block or Width importance. The calibration set consists of either 128 or 256 samples. Regarding evaluation, MultiPruner computes the perplexity (PPL) of Wikitext2 (Merity et al., 2016), and then utilizes *lm-eval-harness* (Gao et al., 2023) to obtain the zero-shot accuracy on the following downstream tasks: Physical Interaction Question Answering (PIQA) (Bisk et al., 2020), Large-scale Winograd Schema Challenge (WinoGrande) (Sakaguchi et al., 2021), HellaSwag (Zellers et al., 2019), and AI2 Reasoning Challenges (ARC-e, ARC-c) (Clark et al., 2018). The reader can find all hyperparameters for our experiments in Appendix D and in the code repository.

3.2 Main Results

The results presented in Tables 1 and 2 provide a comprehensive comparison of various pruning methods applied to different large language models, focusing on zero-shot downstream task performance. The metrics considered include perplexity

¹https://github.com/tatsu-lab/stanford_alpaca

Ratio (%)	Method	PPL (\downarrow)	Avg. Score
22	BlockPruner	11.51	60.17
	MultiPruner	9.33	62.83
	MultiPruner-Evol	9.74	63.66
24	BlockPruner	12.16	59.01
	MultiPruner	10.01	61.99
	MultiPruner-Evol	10.61	63.15
27	BlockPruner	14.07	55.81
	MultiPruner	11.59	60.20
	MultiPruner-Evol	12.00	60.79
31	BlockPruner	16.32	54.41
	MultiPruner	13.77	57.71
	MultiPruner-Evol	14.78	56.51

Table 3: Zero-shot downstream task performance for Llama2-7B with BlockPruner, MultiPruner, and MultiPruner-Evol at different pruning ratios. ‘‘PPL’’ refers to the perplexity in Wikitext2. Average score means the average accuracy across five downstream tasks.

on Wikitext2 and accuracy scores on five benchmark tasks. The *Dense* row represents the performance of the original, unpruned models. Our proposed method, MultiPruner, achieves the lowest perplexity and highest average scores across most of the evaluated LLMs, outperforming other training-free pruning approaches. For example, regarding the Llama2-7B, MultiPruner achieves the lowest perplexity (9.33) and the highest average score (62.83) among all pruning techniques, indicating superior retention of the model’s language understanding capabilities and robustness across diverse tasks. Overall, the results demonstrate that MultiPruner offers an effective trade-off between model compression and performance retention, making it a promising solution for deploying large language models in resource-constrained environments.

3.2.1 Block Pruning in Multiple Dimensions

Notably, MultiPruner outperforms the block-level pruning method, BlockPruner, by employing a more sophisticated approach, block pruning in multiple dimensions. Specifically, MultiPruner subdivides the pruning units into MLP channels and attention heads, allowing for more precise pruning than the coarse-grained block pruning used by BlockPruner or other layer pruning methods. The experimental results in the tables demonstrate that this finer granularity leads to more effective model pruning.

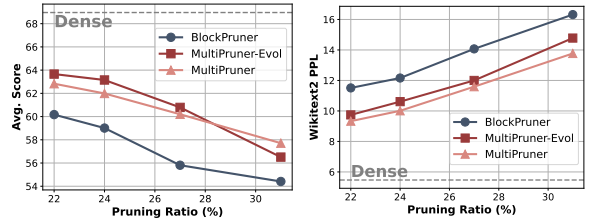


Figure 3: Comparison of BlockPruner, MultiPruner and MultiPruner-Evol at different pruning ratios for Llama2-7B. Average score means the average accuracy across five downstream tasks.

3.3 Exploration of More Pruning Ratios

As shown in Table 3 and Figure 3, we explore the performance of the Llama2-7B model using BlockPruner and our proposed method MultiPruner across various pruning ratios (22%, 24%, 27%, and 31%). Across all pruning ratios, MultiPruner consistently achieves lower perplexity and higher average scores than BlockPruner. For instance, as the pruning ratio reaches 27%, MultiPruner demonstrates superior performance with a perplexity of 11.59 and an average accuracy score of 60.20. At this pruning ratio, MultiPruner reduces the perplexity of BlockPruner by 2.48 and improves the average score by 4.39%. The consistent outperformance of MultiPruner can be attributed to its finer-grained pruning strategy, which allows for more precise and effective pruning, as evidenced by the superior results across various metrics and pruning ratios. The reader can find more results with diverse pruning ratios in Appendix C.

3.4 Comparison with Multidimensional Pruning via Evolutionary Search

In Table 3 and Figure 3, in addition to comparing BlockPruner and MultiPruner, we also compare the zero-shot downstream task performance of MultiPruner and MultiPruner-Evol. Both MultiPruner and MultiPruner-Evol outperform BlockPruner, demonstrating the effectiveness of our multidimensional pruning approach. When comparing MultiPruner to MultiPruner-Evol, we observe that MultiPruner-Evol often achieves slightly higher average scores but slightly higher perplexity than MultiPruner. For instance, at a 24% pruning ratio, MultiPruner-Evol achieves a higher average score (63.15) compared to MultiPruner (61.99) but a slightly higher perplexity (10.61 vs. 10.01). It is essential to note that MultiPruner-Evol incurs higher computational costs and requires more prun-

Pruning Dimension			Wikitext2	Avg. Score
Block	MLP Channel	Attn Head	PPL (\downarrow)	
✓(1)	✓(2)	✓(3)	9.33	62.83
<i>Order variations:</i>				
✓(1)	✓(3)	✓(2)	9.19 _{-0.14}	61.87 _{-0.96}
✓(2)	✓(1)	✓(3)	9.71 _{+0.38}	62.18 _{-0.65}
✓(3)	✓(1)	✓(2)	10.26 _{+0.93}	61.63 _{-1.20}
✓(2)	✓(3)	✓(1)	10.08 _{+0.75}	60.14 _{-2.69}
✓(3)	✓(2)	✓(1)	9.89 _{+0.56}	62.19 _{-0.64}
✓(1)	✓(2)	✓(2)	11.25 _{+1.92}	62.21 _{-0.62}
<i>Existence variations:</i>				
✓(1)	✓(2)	✗	9.19 _{-0.14}	61.87 _{-0.96}
✓(1)	✗	✓(2)	11.04 _{+1.71}	61.69 _{-1.14}
✗	✓(1)	✓(2)	9.02 _{-0.31}	57.79 _{-5.04}
✓(1)	✗	✗	11.51 _{+2.18}	60.17 _{-2.66}
✗	✓(1)	✗	9.41 _{+0.08}	57.83 _{-5.00}
✗	✗	✓(1)	142.20 _{+132.87}	40.60 _{-22.23}

Table 4: Ablation studies on Llama2-7B + MultiPruner with the pruning ratio of 22%. Average score means the average accuracy across five downstream tasks. The numbers in the ‘‘Pruning Dimension’’ columns indicate the order in which the pruning dimensions are applied. ‘‘✗’’ indicates that the corresponding pruning dimension is not applied.

ing time. In contrast, MultiPruner offers a more balanced trade-off between pruning cost and task performance with lower computational overhead, making it more efficient.

3.5 Ablation Studies

In Table 4, we present ablation studies on the Llama2-7B model using MultiPruner with a pruning ratio of 22%. The table examines the impact of pruning dimensions and their pruning order on model performance, considering both perplexity and accuracy scores.

Order Variations: As shown in the table, the results demonstrate that the default order of Block, MLP Channel, and Attention Head pruning achieves optimal performance. When the order of the pruning stages is altered, we observe variations in performance. For example, starting with MLP Channel or Attention Head generally leads to higher perplexity and lower average scores, confirming that the default order, which moves from coarse to fine granularity progressively, is more effective for precise pruning.

Existence Variations: The existence variations further validate the necessity of each pruning stage. Removing any single stage results in degraded performance. For instance, omitting the MLP channel pruning stage increases perplexity to 11.04 and decreases the average score to 61.69. Removing two

Method	Ratio	PPL (\downarrow)	Avg. Score
Dense	0	5.47	68.96
MultiPruner	22%	9.33	62.83
MultiPruner w/ tune	22%	8.08	64.18

Table 5: Zero-shot downstream task performance of the compressed Llama2-7B model with recovery tuning (post-training). ‘‘PPL’’ refers to perplexity on Wikitext2. The average score is the mean accuracy across five downstream tasks.

stages, such as MLP channel and attention head pruning (i.e., BlockPruner), leads to even more significant performance drops, with perplexity rising to 11.51 and the average score falling to 60.17. Relying solely on attention head pruning results in a drastic increase in perplexity to 142.20 and a significant drop in the average score to 40.60, highlighting that most attention heads are essential and cannot be excessively pruned.

3.6 Sensitivity Exploration of Self-Attention and MLP

What happens when increasing/decreasing the pruning of MLP channels or attention heads (the weight of the overall target pruning ratio)? This section explores the sensitivity of MLP channel and attention head pruning. As shown in Figure 4, the four plots illustrate the impact of varying the weight of the target pruning ratio allocated to MLP Channels and Attention Heads on model performance.

The first two plots show the effect of changing the MLP channel ratio weight while keeping the overall target pruning ratio constant. As the MLP ratio weight increases from 20% to 80%, the Wikitext2 PPL decreases, but the average score initially rises, reaching a maximum of around 50%, and then declines. This indicates that excessive pruning of MLP channels can negatively impact the model’s overall performance. The latter two plots depict varying weights’ influence on the attention head ratio. As this ratio weight increases from 0% to 25%, the Wikitext2 PPL consistently rises, particularly when the ratio weight exceeds 5%. Similarly, the average score decreases as the head ratio weight increases after 5%, with a notable drop beyond the 15% mark. This suggests that the attention heads are more sensitive to pruning, and even a slight increase in the pruning ratio can lead to substantial performance loss.

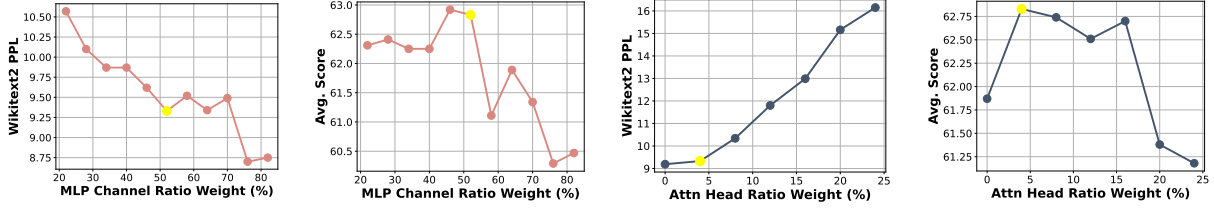


Figure 4: The results of increasing/decreasing the weight of the target pruning ratio allocated to pruning MLP Channels or Attention Heads (Llama2-7B with a target ratio of 22%). For example, an MLP ratio weight of 50% means that the pruning ratio for the MLP channel pruning stage is $22\% \times 50\% = 11\%$. The yellow point represents the ratio weight we adopted in the most experimental results, which is Block : MLP Channel : Attention Head = 44% : 52% : 4%. Note that the average score means the average accuracy across five downstream tasks.

	Attn	MLP	Attn	MLP	Attn	MLP	Attn	MLP	Attn	MLP	Attn	MLP	Attn	MLP	Attn	MLP
Layer 0-7	4096	11008	3328	11008	3328	5888	4096	11008	4096	11008	3968	11008	4096	11008	4096	6912
Layer 8-15			4096	11008	4096	11008	4096	11008	4096	5888	4096	11008	4096	11008	4096	11008
Layer 16-23	3968	11008	3584	3840		11008	3840	11008	3968	11008		11008	3968	11008		1792
Layer 24-31		11008		1792	4096	3840		1792		11008		11008	3968	11008	4096	11008

Figure 5: Details of the pruned Llama2-7B model obtained by MultiPruner, including the width of the self-attention and MLP modules across different layers. The numbers within the colored boxes represent the channel sizes, while the white boxes indicate blocks that have been completely removed.

Method	Ratio	Inference Speedup	
		Prefill Stage	Decode Stage
Dense	-	1.00×	1.00×
MultiPruner	22%	1.32×	1.28×

Table 6: Inference benchmark results for Llama2-7B (dense vs. pruned). The batch size is 1 and the number of batches is 10. The prompt length is 512. Number of new tokens is 16. The evaluation was conducted on an Intel® Xeon® Platinum 8480+ processor with 56 cores, leveraging Intel® Advanced Matrix Extensions (AMX) to accelerate inference.

3.7 Recovery Tuning of the Pruned Model

Following most of the work (Ma et al., 2023; Zhong et al., 2024), we also conducted post-training on the pruned model using the cleaned version of Alpaca. The results, shown in Table 5, indicate significant performance improvements after just two epochs of recovery tuning. Specifically, MultiPruner w/ **tune** achieves a reduced perplexity of 8.08 and an increased average score of 64.18. The recovery tuning phase effectively enhances the performance of the pruned model, making it closer to the original dense model while requiring less computational resources.

3.8 Inference Speedup

The inference speedup results for Llama2-7B model, as shown in Table 6, demonstrate the ef-

ficacy of the MultiPruner method in enhancing inference performance on an Intel® Xeon® Platinum 8480+ processor. The pruned model, with a 22% reduction in parameters, consistently outperforms the dense model. Specifically, the prefill phase exhibits a speedup of 1.32×, while the decode phase achieves a speedup of approximately 1.28×. These results underscore the potential of model pruning techniques to significantly reduce inference latency, facilitating more efficient deployment of large language models in real-world applications. The reader can find additional inference benchmark results across various batch sizes in Appendix B.

3.9 Example of the Pruned Model

Figure 5 illustrates the pruning results for Llama2-7B obtained using MultiPruner. We observe that the latter part of the model (layers 16 to 31) is pruned more extensively. Notably, the intermediate size of three MLP modules is reduced to 1792, and block pruning is concentrated in the blocks of layers 16 to 31, suggesting that the latter part of the model has more parameter redundancy, while the earlier layers might be more critical. Overall, by selectively reducing channel sizes and removing entire blocks where necessary via MultiPruner, the pruned model achieves a more compact architecture without compromising its ability to perform downstream tasks effectively.

4 Related Work

The increasing size of large pre-trained models (LPMs) has motivated the development of cost-effective compression techniques to reduce these models' footprint and enable deployment in a broader range of devices. Many methods have been proposed, e.g., pruning (LeCun et al., 1989), quantization (Gholami et al., 2021), and knowledge distillation (Hinton et al., 2015), that overcome the high cost of previous generations of compression algorithms that had fewer resources and time constraints for their execution. Since the paper focuses on pruning, we discuss the evolution of pruning approaches and the latest developments emphasizing efficiency in the compression of LPMs.

4.1 Pruning Large Pre-trained Models

Pruning is a popular model compression technique that targets removing or masking redundant elements in a neural network. Pruning methods utilize a *pruning criteria* to accomplish this removal, combined with several strategies to detect the least critical model components efficiently. However, special considerations are required when attempting to prune large pre-trained models. Previous approaches that were successful in pruning small Transformer-based models are not practical for large models, e.g., Movement (Sanh et al., 2020) or Block pruning (Lagunas et al., 2021), because they require expensive weights updates.

4.1.1 Unstructured Pruning

Unstructured pruning approaches remove or mask individual weights without any pre-determined pattern. Wanda (Sun et al., 2023) prunes weights utilizing an unstructured or semistructured strategy by applying a pruning criterion based on the weight's magnitude and the norm of the input activation. BESA (Xu et al., 2024) employs a reconstruction loss per block to sparsify the model. Once sparsity has been induced in the model using any of the mentioned techniques, parameter-efficient fine-tuning techniques (PEFT), e.g., Hu et al. (2022); Muñoz et al. (2024), can be applied to recover the accuracy for a downstream task.

Although unstructured pruning can achieve high levels of sparsity, it faces limitations due to the requirement of complex decompression algorithms.

4.1.2 Structured Pruning

Structured pruning focuses on removing elements at a higher granularity than unstructured pruning.

For instance, in the case of Transformer blocks, these algorithms might remove attention heads or groups of channels in linear layers of the multi-layer perceptron (MLP) component. The benefits of *structured* pruning are more straightforward to realize than its unstructured counterpart since one can extract the pruned model as a smaller version of the original pre-trained model and utilize the same runtime used by the dense model to realize the benefits and acceleration.

LoRAPrune (Zhang et al., 2024) proposes a structured pruning approach for LPMs that is guided by analyzing the weights and gradients of low-rank adapters (LoRA) (Hu et al., 2022) to determine the importance of components of the Transformer block. Recently, several algorithms have been proposed to perform structural removal in a neural network efficiently but without incurring the cost of updating the weights of LPMs. Hence, most state-of-the-art approaches take the *training-free* path. LLMPruner (Ma et al., 2023) removes network structures using gradient information and recovers any accuracy drops utilizing parameter-efficient fine-tuning (PEFT) techniques. ShortGPT (Men et al., 2024) exploits block redundancy in Transformer-based models and proposes a Block Influence (BI) metric to decide which blocks to prune. BI is a local metric based on the evolution of hidden stages in each block. BlockPruner (Zhong et al., 2024) improves over ShortGPT by proposing a global metric, e.g., the model's perplexity, that is computed by masking the candidate block and assessing its impact if removed. The candidate that results in the most minor drop in performance is removed from the model, which is iteratively conducted until reaching the target pruning ratio. BlockPruner also increases the pruning granularity by focusing on the multi-head attention (MHA) and multilayer perceptrons (MLP), i.e., the minimal residual blocks.

5 Conclusion

Pruning large pre-trained models requires efficient algorithms that consider their immense resource requirements. This paper presents MultiPruner, an efficient training-free structured pruning approach that outperforms other pruning methods. Thanks to their smaller size, the pruned models from MultiPruner accelerate inference and extend the range of devices where machine learning practitioners can deploy these models.

Limitations

Due to the complexity of foundation models, the search spaces utilized in our experiments attempt to obtain a good balance between efficiency and efficacy. With a larger computing budget, a finer-grained search might lead to even better results and optimal balancing of the pruning dimensions. Although accuracy is a good indicator of the performance of the pruned models compared to the dense and baseline models, it does not capture the intricacies of these large models. For instance, compressed models are more efficient and have accuracy similar to the base foundation model but might behave differently under certain conditions. Our research focuses on improving the efficiency of large models. Still, additional investigations are required from the larger research community to understand better the impact of the different methods for model compression on the quality of the output from these models.

References

- Josh Achiam, Steven Adler, Sandhini Agarwal, Lama Ahmad, Ilge Akkaya, Florencia Leoni Aleman, Diogo Almeida, Janko Altenschmidt, Sam Altman, Shyamal Anadkat, et al. 2024. [Gpt-4 technical report](#). *Preprint*, arXiv:2303.08774.
- Joshua Ainslie, James Lee-Thorp, Michiel de Jong, Yury Zemlyanskiy, Federico Lebrón, and Sumit Sanghai. 2023. Gqa: Training generalized multi-query transformer models from multi-head checkpoints. *arXiv preprint arXiv:2305.13245*.
- Saleh Ashkboos, Maximilian L. Croci, Marcelo Gennari do Nascimento, Torsten Hoefler, and James Hensman. 2024. [SliceGPT: Compress large language models by deleting rows and columns](#). In *The Twelfth International Conference on Learning Representations*.
- Jinze Bai, Shuai Bai, Yunfei Chu, Zeyu Cui, Kai Dang, Xiaodong Deng, Yang Fan, Wenbin Ge, Yu Han, Fei Huang, et al. 2023. Qwen technical report. *arXiv preprint arXiv:2309.16609*.
- Yonatan Bisk, Rowan Zellers, Ronan Le Bras, Jianfeng Gao, and Yejin Choi. 2020. Piqa: Reasoning about physical commonsense in natural language. In *Thirty-Fourth AAAI Conference on Artificial Intelligence*.
- Rishi Bommasani, Drew A Hudson, Ehsan Adeli, Russ Altman, Simran Arora, Sydney von Arx, Michael S Bernstein, Jeannette Bohg, Antoine Bosselut, Emma Brunskill, et al. 2021. [On the opportunities and risks of foundation models](#). *ArXiv*.
- Peter Clark, Isaac Cowhey, Oren Etzioni, Tushar Khot, Ashish Sabharwal, Carissa Schoenick, and Oyvind Tafjord. 2018. [Think you have solved question answering? try arc, the ai2 reasoning challenge](#). *ArXiv*, abs/1803.05457.
- Abhimanyu Dubey, Abhinav Jauhri, Abhinav Pandey, Abhishek Kadian, Ahmad Al-Dahle, Aiesha Letman, Akhil Mathur, Alan Schelten, Amy Yang, Angela Fan, et al. 2024. The llama 3 herd of models. *arXiv preprint arXiv:2407.21783*.
- Leo Gao, Jonathan Tow, Baber Abbasi, Stella Biderman, Sid Black, Anthony DiPofi, Charles Foster, Laurence Golding, Jeffrey Hsu, Alain Le Noac’h, Haonan Li, Kyle McDonell, Niklas Muennighoff, Chris Ociepa, Jason Phang, Laria Reynolds, Hailey Schoelkopf, Aviya Skowron, Lintang Sutawika, Eric Tang, Anish Thite, Ben Wang, Kevin Wang, and Andy Zou. 2023. [A framework for few-shot language model evaluation](#).
- Amir Gholami, Sehoon Kim, Zhen Dong, Zhewei Yao, Michael W. Mahoney, and Kurt Keutzer. 2021. [A survey of quantization methods for efficient neural network inference](#). *CoRR*, abs/2103.13630.
- Geoffrey Hinton, Oriol Vinyals, and Jeff Dean. 2015. [Distilling the knowledge in a neural network](#). *Preprint*, arXiv:1503.02531.
- Edward J Hu, Yelong Shen, Phillip Wallis, Zeyuan Allen-Zhu, Yuanzhi Li, Shean Wang, Lu Wang, and Weizhu Chen. 2022. LoRA: Low-rank adaptation of large language models. In *International Conference on Learning Representations (ICLR)*.
- François Lagunas, Ella Charlaix, Victor Sanh, and Alexander Rush. 2021. [Block pruning for faster transformers](#). In *Proceedings of the 2021 Conference on Empirical Methods in Natural Language Processing*, pages 10619–10629, Online and Punta Cana, Dominican Republic. Association for Computational Linguistics.
- Yann LeCun, John Denker, and Sara Solla. 1989. [Optimal brain damage](#). In *Advances in Neural Information Processing Systems*, volume 2. Morgan-Kaufmann.
- Xinyin Ma, Gongfan Fang, and Xinchao Wang. 2023. [LLM-pruner: On the structural pruning of large language models](#). In *Thirty-seventh Conference on Neural Information Processing Systems*.
- Xin Men, Mingyu Xu, Qingyu Zhang, Bingning Wang, Hongyu Lin, Yaojie Lu, Xianpei Han, and Weipeng Chen. 2024. [Shortgpt: Layers in large language models are more redundant than you expect](#). *Preprint*, arXiv:2403.03853.
- Stephen Merity, Caiming Xiong, James Bradbury, and Richard Socher. 2016. Pointer sentinel mixture models. *arXiv preprint arXiv:1609.07843*.
- J. Pablo Muñoz, Jinjie Yuan, and Nilesh Jain. 2024. [SQFT: Low-cost model adaptation in low-precision](#)

- sparse foundation models. In *Findings of the Association for Computational Linguistics: EMNLP 2024*, pages 12817–12832, Miami, Florida, USA. Association for Computational Linguistics.
- Keisuke Sakaguchi, Ronan Le Bras, Chandra Bhagavathula, and Yejin Choi. 2021. [Winogrande: An adversarial winograd schema challenge at scale](#). *Commun. ACM*, 64(9):99–106.
- Mohammad Samragh, Mehrdad Farajtabar, Sachin Mehta, Raviteja Vemulapalli, Fartash Faghri, Devang Naik, Oncel Tuzel, and Mohammad Rastegari. 2023. [Weight subcloning: direct initialization of transformers using larger pretrained ones](#). *Preprint*, arXiv:2312.09299.
- Victor Sanh, Thomas Wolf, and Alexander M. Rush. 2020. Movement pruning: adaptive sparsity by fine-tuning. In *Proceedings of the 34th International Conference on Neural Information Processing Systems, NIPS '20*, Red Hook, NY, USA. Curran Associates Inc.
- Mingjie Sun, Zhuang Liu, Anna Bair, and J. Zico Kolter. 2023. A simple and effective pruning approach for large language models. *arXiv preprint arXiv:2306.11695*.
- Hugo Touvron, Louis Martin, Kevin Stone, Peter Albert, Amjad Almahairi, Yasmine Babaei, Nikolay Bashlykov, Soumya Batra, Prajjwal Bhargava, Shruti Bhosale, et al. 2023. Llama 2: Open foundation and fine-tuned chat models. *arXiv preprint arXiv:2307.09288*.
- Peng Xu, Wenqi Shao, Mengzhao Chen, Shitao Tang, Kaipeng Zhang, Peng Gao, Fengwei An, Yu Qiao, and Ping Luo. 2024. [Besa: Pruning large language models with blockwise parameter-efficient sparsity allocation](#). *Preprint*, arXiv:2402.16880.
- Aiyuan Yang, Bin Xiao, Bingning Wang, Borong Zhang, Ce Bian, Chao Yin, Chenxu Lv, Da Pan, Dian Wang, Dong Yan, et al. 2023. Baichuan 2: Open large-scale language models. *arXiv preprint arXiv:2309.10305*.
- An Yang, Baosong Yang, Binyuan Hui, Bo Zheng, Bowen Yu, Chang Zhou, Chengpeng Li, Chengyuan Li, Dayiheng Liu, Fei Huang, et al. 2024a. Qwen2 technical report. *arXiv preprint arXiv:2407.10671*.
- Yifei Yang, Zouying Cao, and Hai Zhao. 2024b. [Laco: Large language model pruning via layer collapse](#). *Preprint*, arXiv:2402.11187.
- Rowan Zellers, Ari Holtzman, Yonatan Bisk, Ali Farhadi, and Yejin Choi. 2019. Hellaswag: Can a machine really finish your sentence? In *Proceedings of the 57th Annual Meeting of the Association for Computational Linguistics*.
- Mingyang Zhang, Hao Chen, Chunhua Shen, Zhen Yang, Linlin Ou, Xinyi Yu, and Bohan Zhuang. 2024. [LoRAPrune: Pruning meets low-rank parameter-efficient fine-tuning](#).
- Longguang Zhong, Fanqi Wan, Ruijun Chen, Xiaojun Quan, and Liangzhi Li. 2024. [Blockpruner: Fine-grained pruning for large language models](#). *Preprint*, arXiv:2406.10594.

Weight Importance Metric	PPL (\downarrow)	Avg. Score
w/o Reordering	10.78	61.50
L^1 -Norm	9.33	62.83
Wanda (Sun et al., 2023)	9.43	61.84

Table 7: Ablation studies for weight reordering on Llama2-7B + MultiPruner with pruning ratio of 22%.

Batch Size	Model	Ratio	Inference Speedup	
			Prefill	Decode
1	Dense	-	1.00 \times	1.00 \times
	MultiPruner	22%	1.32\times	1.28\times
2	Dense	-	1.00 \times	1.00 \times
	MultiPruner	22%	1.46\times	1.29\times
4	Dense	-	1.00 \times	1.00 \times
	MultiPruner	22%	1.06\times	1.29\times
8	Dense	-	1.00 \times	1.00 \times
	MultiPruner	22%	1.15\times	1.28\times
16	Dense	-	1.00 \times	1.00 \times
	MultiPruner	22%	1.19\times	1.28\times

Table 8: Inference benchmark results for Llama2-7B (dense vs. pruned). Number of batches is 10. The prompt length is 512. Number of new tokens is 16. The evaluation was conducted on an Intel® Xeon® Platinum 8480+ processor with 56 cores, leveraging Intel® Advanced Matrix Extensions (AMX) to accelerate inference.

A Impact of Weight Reordering

Table 7 presents the results of ablation studies on the impact of weight reordering before width pruning. The results indicate that applying weight reordering (whether L^1 -norm or Wanda (Sun et al., 2023)) significantly improves performance, with the L^1 -norm performing better than the Wanda strategy. These findings demonstrate that weight reordering enhances the width pruning stage.

B Inference Benchmark Results

Table 8 shows the inference benchmark results for different batch sizes.

C Exploration of More Pruning Ratios

Table 9 and Figure 6 show the results with pruning ratios ranging from 1% to 21%.

D Hyper-parameters

Table 10 provides a comprehensive overview of the hyper-parameters used in our experiments, ensuring reproducibility and clarity for the readers.

For most LLMs in our experiments, the ratio weights we adopted are Block : MLP Channel :

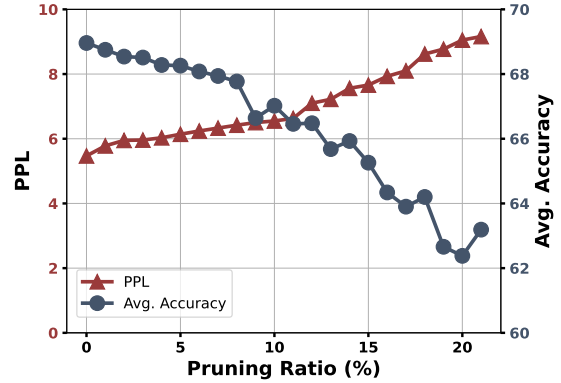


Figure 6: Visualization of Table 9 (performance on zero-shot downstream tasks with pruning ratios ranging from 1% to 21%). “PPL” refers to the perplexity in Wikitext2. Average accuracy means the average accuracy across five downstream tasks.

Attention Head = 44% : 52% : 4%. For a target pruning ratio of 22%, this translates to:

- Block Pruning Ratio Threshold (τ_1): $22\% \times 44\% = 9.68\%$.
- MLP Channel Pruning Ratio Threshold (τ_2): $9.68\% + 22\% \times 52\% = 21.12\%$.
- Attention Head Pruning Ratio Threshold (τ_3): 22.00%.

Model	Method	Ratio	PPL (\downarrow)	PIQA	WinoG	HellaS	ARC-e	ARC-c	Avg. Score
Llama2-7B	Dense	0%	5.47	79.05	69.06	75.99	74.54	46.16	68.96
		1%	5.78 _{+0.31}	78.94	68.82	75.92	74.07	45.99	68.75 _{-0.21}
		2%	5.95 _{+0.48}	78.84	68.75	75.45	74.12	45.56	68.54 _{-0.42}
		3%	5.96 _{+0.49}	78.51	69.22	75.33	74.20	45.31	68.51 _{-0.45}
		4%	6.03 _{+0.56}	78.29	68.98	75.10	73.61	45.39	68.28 _{-0.68}
		5%	6.14 _{+0.67}	78.18	69.06	74.95	73.65	45.48	68.26 _{-0.70}
		6%	6.24 _{+0.77}	78.02	69.30	74.57	73.19	45.31	68.08 _{-0.88}
		7%	6.33 _{+0.86}	77.86	69.46	74.32	73.44	44.62	67.94 _{-1.02}
		8%	6.42 _{+0.95}	77.86	68.90	74.34	72.69	45.05	67.77 _{-1.19}
		9%	6.50 _{+1.03}	77.64	68.59	74.27	69.36	43.34	66.64 _{-2.32}
	10%	6.55 _{+1.08}	77.37	68.19	74.07	71.00	44.45	67.02 _{-1.94}	
	MultiPruner	11%	6.63 _{+1.16}	77.64	67.72	73.60	70.75	42.58	66.46 _{-2.50}
		12%	7.10 _{+1.63}	76.33	68.43	73.77	69.82	44.03	66.48 _{-2.48}
		13%	7.22 _{+1.75}	76.93	68.90	73.35	67.17	42.06	65.68 _{-3.28}
		14%	7.56 _{+2.09}	77.26	67.96	72.27	68.64	43.52	65.93 _{-3.03}
		15%	7.66 _{+2.19}	76.77	67.40	71.82	68.10	42.24	65.26 _{-3.70}
		16%	7.93 _{+2.46}	76.44	66.85	71.49	66.12	40.78	64.34 _{-4.62}
		17%	8.10 _{+2.63}	75.84	66.61	71.36	65.40	40.27	63.90 _{-5.06}
		18%	8.62 _{+3.15}	75.95	66.61	71.45	65.11	41.89	64.20 _{-4.76}
		19%	8.77 _{+3.30}	75.14	64.56	69.49	63.51	40.61	62.66 _{-6.30}
		20%	9.05 _{+3.58}	75.08	64.80	69.04	62.71	40.27	62.38 _{-6.58}
21%		9.16 _{+3.69}	74.81	64.80	69.35	65.53	41.47	63.19 _{-5.77}	

Table 9: Performance on zero-shot downstream tasks with pruning ratios ranging from 1% to 21%. “Dense” denotes the original (unpruned) models. “PPL” refers to the perplexity in Wikitext2.

Hyper-parameter	Value
<i>Pruning Stage:</i>	
Weight Reorder Importance Metric	L^1 -norm
MLP Channel Group Size	Hidden size // 4 (e.g., 1024 for Llama2-7B)
Attention Channel Group Size	Head size (one head)
Calibration Dataset	tatsu-lab/alpaca
Block / Channel / Head Importance Metric	Perplexity (PPL)
Number of Calibration Samples for Block Pruning	256
Number of Calibration Samples for Width Pruning	128
<i>Recovery Stage:</i>	
Dataset	yahma/alpaca-cleaned
Epoch	2
Batch Size	32
Learning Rate	1e-4
LoRA Rank	16
LoRA Alpha	32
LoRA Dropout	0.05
LoRA Target Modules	q_proj, k_proj, v_proj, o_proj, up_proj, gate_proj, down_proj.

Table 10: Hyper-parameters used in the experiments. The pruning stage’s hyperparameters apply to all LLMs used in our experiment, while the hyperparameters for the recovery stage are specific to Llama2-7B. It is important to note that the pruning ratio weights (distribution) may vary across different LLMs. For instance, in models employing the GQA strategy, MultiPruner generally avoids pruning attention heads due to the smaller number of K and V heads, which are highly sensitive. For more detailed information, please refer to the code repository.