

On the First-Passage Time Fluctuation Theorem in Complex Biomolecular Networks

D. Evan Piephoff and Jianshu Cao*

*Department of Chemistry, Massachusetts Institute of Technology, Cambridge,
Massachusetts 02139, United States*

E-mail: jianshu@mit.edu

Abstract

A fluctuation theorem is examined for the first-passage time of a biomolecular machine (e.g., a motor protein or an enzyme) in a nonequilibrium steady-state. For such machines in which the driven, observable process is coupled to a hidden process in a kinetically cooperative fashion, the entropy produced along first-passage trajectories is no longer uniform, resulting in a breakdown of this relation. Here, we consider the canonical model for this type of system, a kinetic scheme for conformation-modulated single-enzyme catalysis (a type of continuous-time Markov chain with experimental relevance), as we (i) determine the circumstances under which this fluctuation theorem can be restored; (ii) assess what its violation reveals about the hidden dynamics; and (iii) characterize the general form of the deviation from this relation. Kinetic evaluations are performed using a novel, efficient pathway analysis technique (that reduces to the transition rate matrix approach), allowing us to attain some surprising and fairly straightforward results from relatively complex calculations. We find that in the absence of hidden current, a fluctuation theorem can be written for the first-passage time of the observable process (recovering a previous result), and we demonstrate that this is a general feature applicable to a wide variety of complex networks. The validity of

this relation can be experimentally tested, with its violation serving as a signature of hidden detailed balance breaking. In addition, we obtain a remarkably compact exact expression for the integrated correction to this first-passage time fluctuation theorem, which indicates that the kinetic branching ratio—defined as the ratio of the forward observable process probability to the backward one—is bounded by the entropy production associated with the first-passage work (i.e., the work applied along a first-passage trajectory, which is the chemical affinity in this case). These results provide detailed insight into the rich connections between dynamic measurements and the underlying nonequilibrium thermodynamics in complex biomolecular networks.

Introduction

Advances in spectroscopic techniques have afforded the ability to observe real-time trajectories of biomolecules at the single-molecule level.^{1,2} These time traces provide insights into microscopic mechanisms that are usually unavailable from ensemble-averaged measurements, such as the role of dynamic disorder due to hidden conformational changes in enzyme turnover.^{3,4} In single-molecule experiments, it is common to measure probability distribution functions (PDFs) of the waiting times between detectable molecular events, such as the first-passage time (i.e., the process completion time) PDF.

Biomolecular machines, such as motor proteins^{5,6} or enzymes,⁷ consume energy and dissipate heat to perform a particular cellular function (e.g., cargo transport, catalysis, etc.). As such, they operate out of equilibrium, often in a nonequilibrium steady-state (NESS). In the nonequilibrium setting, a fluctuation theorem (e.g., a detailed fluctuation theorem) demonstrates properties of the PDF of a certain thermodynamic quantity such as entropy production.⁷ Recently, a time-based fluctuation theorem was derived^{8,9} for the first-passage time of entropy production, i.e., the time necessary to produce a certain amount of entropy. This fluctuation theorem implies equivalence between the normalized forward and backward entropy production first-passage time PDFs. Using chemical kinetics, an example of this

equivalence—referred to as the generalized Haldane relation—has been derived elsewhere^{10,11} for the forward and backward first-passage time PDFs for a generalized enzymatic chain reaction.

In this kinetic chain, all first-passage trajectories produce the same amount of entropy. However, for biomolecular machines in which the driven, observable process is coupled to a hidden process in a kinetically cooperative^{12–15} fashion, this is not necessarily the case, so this fluctuation theorem no longer applies for the first-passage time of the observable process. This motivates some important questions for this type of system: (i) under what circumstances can we write such a first-passage time fluctuation theorem, (ii) when we cannot (which is experimentally verifiable), what does this reveal about the hidden dynamics, and (iii) can we quantify the general deviation from this relation?

To address these questions, we consider the canonical model for such a system: a kinetic scheme for conformation-modulated single-enzyme catalysis under NESS conditions (a type of continuous-time Markov chain), which has experimental relevance.³ A novel pathway analysis technique (that reduces to the transition rate matrix approach) detailed elsewhere^{16,17} is adapted to this model and used to perform kinetic evaluations. The key results of this Letter are represented in eqs 4, 6, 8, 9, and 11. It is found that, in the absence of hidden current, a first-passage time fluctuation theorem—and by extension, the generalized Haldane relation—can be written for the observable process first-passage time (recovering previous results^{8–11}), and it is shown that this is a general feature applicable to a wide variety of complex networks. This relation can be tested experimentally, and its violation serves as a signature of hidden detailed balance breaking. Additionally, a compact exact expression is obtained for the integrated correction to this first-passage time fluctuation theorem for our model, which indicates that the entropy production associated with the first-passage work bounds the kinetic branching ratio (defined as the ratio of the forward observable process probability to the backward one).

First-Passage Time and Entropy Production

We begin by considering a time-based fluctuation theorem in a NESS. The state coordinate at time t is represented as $X(t)$. Accordingly, a trajectory of duration t is expressed as $x(t) = \{X(\tau) : \tau \in [0, t]\}$, with the total entropy production along $x(t)$ represented by $\Delta S^{\text{tot}}[x(t)]$. The fluctuation theorem for the first-passage time of entropy production, derived by Roldiçoen and Neri et al.,^{8,9} is given by $P_+(t)/P_-(t) = \exp[\Delta s^{\text{tot}}/k_B]$. Here, $P_{\pm}(t)$ is the unnormalized PDF of τ_{\pm} , the time necessary to first produce an entropy of $\Delta S^{\text{tot}}[x(\tau_{\pm})] = \pm\Delta s^{\text{tot}}$, given that an entropy of $\mp\Delta s^{\text{tot}}$ has not been produced, and k_B is the Boltzmann constant. Note that the time dependence on the left-hand side of the fluctuation theorem divides out, with the relation implying equivalence between the corresponding normalized PDFs and their moments.

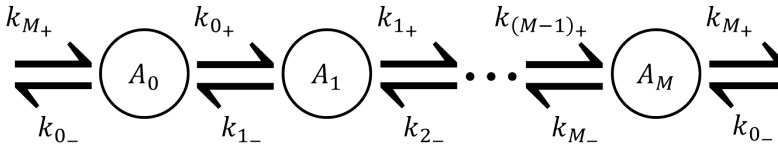


Figure 1: One-dimensional kinetic chain for a biomolecular machine undergoing a driven, observable, cyclic process under NESS conditions (see text for details).

This fluctuation theorem can be readily applied to a one-dimensional kinetic chain (a simple type of continuous-time Markov chain) describing a biomolecular machine that undergoes a driven, observable, cyclic process (shown in Figure 1), as demonstrated earlier in the context of enzyme kinetics.¹⁰ Examples of biomolecular machines include single enzymes catalyzing the conversion of a substrate to a product, as well as molecular motors transporting cargo. Here, we define τ_{\pm} as the forward/backward first-passage time for the observable process, i.e., the time necessary to complete an iteration of the forward/backward process, while avoiding the completion of the backward/forward one.¹ An individual trajectory cor-

¹It is noted that τ_{\pm} here is different from the overall time necessary to complete the forward/backward observable process, which allows the completion of the backward/forward process in the interim, and is not employed in the present Letter.

responding to such an iteration is referred to as a forward/backward first-passage trajectory. The work applied along such a trajectory, $\pm w$, which may involve multiple types of work (e.g., chemical,² mechanical,³ etc.) is referred to as the forward/backward first-passage work, with $\Delta s^{\text{tot}} = w/T$ for temperature T . That is, we define Δs^{tot} as the entropy production associated with the first-passage work. Throughout this Letter, we consider the fluctuation theorem above for our newly defined τ_{\pm} , and refer to it as the first-passage time fluctuation theorem.

For the kinetic chain described above, all first-passage trajectories produce the same amount of entropy. However, when the observable process is coupled to a hidden process in a kinetically cooperative^{14,15} fashion (see Figure 2 for an example), this is not necessarily the case, so the fluctuation theorem above no longer applies for the first-passage time of the observable process. Our aims are to (i) determine when this fluctuation theorem can be written for τ_{\pm} ; (ii) assess what its violation implies about the hidden dynamics; and (iii) characterize the general form of the deviation from this relation. To these ends, we first consider $P_{\pm}(t)$ (the unnormalized PDF of τ_{\pm}) for a minimal model of conformation-modulated enzyme catalysis.

Minimal Model for Cooperative Biomolecular Machine

Now, we consider a minimal model for a kinetically cooperative^{14,15} biomolecular machine. Figure 2 depicts a three-state kinetic scheme (a type of continuous-time Markov chain) for an enzymatic reaction with conformational interconversion (i.e., the canonical such model) under NESS conditions. Similar schemes have been employed previously for different purposes,¹⁷ and such conformation-modulated enzymatic models have experimental relevance.³ Here, a single enzyme reversibly catalyzes the conversion of a substrate to a product. The

²Implicit in our analysis is the incorporation of the entropic contribution of the solution into the dissipated heat. Accordingly, w may include chemical work, which is defined as the negative of the free energy change of the solution resulting from a reaction with stoichiometrically differing total chemical potentials (example in eq 1) between the reactants and products (see ref⁷ for further details).

³It is noted that for a mechanically driven system, such as a molecular motor, under a force f with a distance step size d , $w = fd$ (in addition to any chemical or other work contributions).

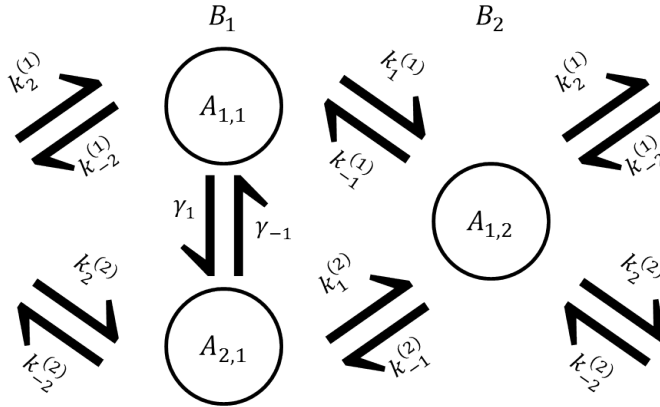


Figure 2: Minimal model for conformation-modulated single-enzyme turnover with kinetic cooperativity. The enzyme reversibly catalyzes the conversion of a substrate to a product (see text for details). The reaction is coupled to a hidden process in a cooperative fashion, with the unbound enzyme undergoing slow conformational changes.

free enzyme, E (state manifold represented by B_1 with states $A_{1,1}$ and $A_{2,1}$), can reversibly bind the substrate (with rates $\{k_{\pm 1}^{(l)}\}$), resulting in the formation of the substrate-bound enzymatic complex, ES (represented by B_2 , i.e., state A_2), which can then reversibly undergo product formation (with rates $\{k_{\pm 2}^{(l)}\}$). Substrate is consumed to form product in the forward observable process, and product is consumed to form substrate in the backward one.⁴ The reaction is coupled to a hidden process in a cooperative fashion, as the enzyme undergoes slow conformational interconversion (based on simple thermal changes) within B_1 (with rates $\{\gamma_{\pm 1}\}$).

Let μ^S represent the chemical potential of the substrate, and μ^P represent that of the product. The reaction process is driven by the difference in chemical potential between the substrate and product, $-\Delta\mu$ (i.e., the chemical affinity, which is w in this case), that is,

⁴The single enzyme is embedded in a solution (that serves as a heat bath) of substrate and product, such that the substrate and product concentrations (and chemical potentials) remain fixed, and the nonlinear substrate binding and reverse product formation kinetic transitions are treated as pseudolinear.

$$T\Delta s^{\text{tot}} = \mu^{\text{S}} - \mu^{\text{P}} \equiv -\Delta\mu \quad (1)$$

Local detailed balance⁷ constrains the transition rates here as

$$\frac{k_1^{(1)}k_2^{(1)}}{k_{-1}^{(1)}k_{-2}^{(1)}} = \frac{k_1^{(2)}k_2^{(2)}}{k_{-1}^{(2)}k_{-2}^{(2)}} = \exp[-\beta\Delta\mu] \quad (2)$$

$$\frac{\gamma_1 k_1^{(2)} k_{-1}^{(1)}}{\gamma_{-1} k_{-1}^{(2)} k_1^{(1)}} = 1 \quad (3)$$

where $\beta = [k_{\text{B}}T]^{-1}$. Therefore, the kinetics are described by eight independent parameters.

Signature of Hidden Detailed Balance Breaking

Now, we evaluate $P_{\pm}(t)$ for the enzymatic model in Figure 2 using a novel pathway analysis technique (that reduces to the transition rate matrix approach) described elsewhere^{16,17} and examine the corresponding first-passage time fluctuation theorem. Equations 4 and 6 below represent the key results of this section. Our kinetic approach is based upon the decomposition of a scheme into generic structures that have corresponding waiting time distribution functions. We write such functions in terms of self-consistent pathway solutions and concatenate them using a tensor framework to efficiently construct $P_{\pm}(t)$, taking all transitions as first-order kinetic rate processes (see the Supporting Information for further details).

In the Laplace domain representation, where the Laplace transform of a function $h(t)$ is $\check{h}(s) = \int_0^{\infty} dt e^{-st} h(t)$, it is found that (derivations in the Supporting Information)

$$\frac{\check{P}_+(s)}{\check{P}_-(s)} - \exp\left[\frac{\Delta s^{\text{tot}}}{k_{\text{B}}}\right] = \check{\alpha}(s) J \quad (4)$$

Here, $\check{\alpha}(s)$ is a complicated expression that is, in general, nonzero for zero J , where J is the hidden (conformational) population current normalized by the total hidden rate, i.e.,

$J = (\rho_{1,1}^s \gamma_1 - \rho_{2,1}^s \gamma_{-1}) / (\gamma_1 + \gamma_{-1})$, with the $A_{l,1}$ stationary population represented as $\rho_{l,1}^s$. Thus, the correction to the first-passage time fluctuation theorem (in the Laplace domain representation) can be written as proportional to J . We note that the second term on the left-hand side of eq 4 is specified by eqs 1 and 2. In addition, $J \propto [\gamma_1 \kappa_1^{(2)} \kappa_{-1}^{(1)} / (\gamma_{-1} \kappa_{-1}^{(2)} \kappa_1^{(1)}) - 1]$ here, with $\kappa_{\pm 1}^{(l)} = k_{\pm 1}^{(l)} + k_{\mp 2}^{(l)}$. The hidden (conformational) detailed balance condition, under which $J = 0$, can then be expressed as

$$\frac{\gamma_1 \kappa_1^{(2)} \kappa_{-1}^{(1)}}{\gamma_{-1} \kappa_{-1}^{(2)} \kappa_1^{(1)}} = 1 \quad (5)$$

From eqs 2, 3, and 5, we see that local detailed balance alone is insufficient in satisfying hidden detailed balance here. If we were to fold the second reaction step onto the first one in each reaction pathway in Figure 2, then the satisfaction of hidden detailed balance would correspond to the probability of traversing the resulting loop being directionally invariant.

When hidden detailed balance (eq 5) is satisfied, we can write the first-passage time fluctuation theorem

$$\frac{P_+(t)}{P_-(t)} = \exp \left[\frac{\Delta s^{\text{tot}}}{k_B} \right] \quad (6)$$

That is, for zero J , eq 4 reduces to a fluctuation theorem equivalent to the one derived by Roldiçoen and Neri et al.^{8,9} for the first-passage time of entropy production, as all forward/backward first-passage trajectories here now produce entropy $\pm \Delta s^{\text{tot}}$ (this will be further discussed in a subsequent publication). The normalized PDF corresponding to $P_{\pm}(t)$ is given by $\phi_{\pm}(t) = P_{\pm}(t) / p_{\pm}$, with forward/backward observable process probability $p_{\pm} = \int_0^{\infty} dt P_{\pm}(t)$, where $p_+ + p_- = 1$. Equation 6 implies the symmetry relation

$$\phi_+(t) = \phi_-(t) \quad (7)$$

which is referred to as the generalized Haldane relation and has been derived for a generalized enzymatic chain reaction.^{10,11} Similarly, it was shown that for a generalized kinetic chain

involving a motor protein, the mean forward and backward first-passage times are equal¹⁸ (as implied by eq 7). The PDF $\phi_{\pm}(t)$ can be experimentally measured; therefore, the generalized Haldane relation can be tested, and its violation—which implies a violation of the first-passage time fluctuation theorem (eq 6)—serves as a signature of hidden detailed balance breaking. It is noted that $P_{\pm}(t)$ (as well as w) can also be measured (via a procedure that will be detailed in a future publication); thus, the first-passage time fluctuation theorem can also be directly tested itself.

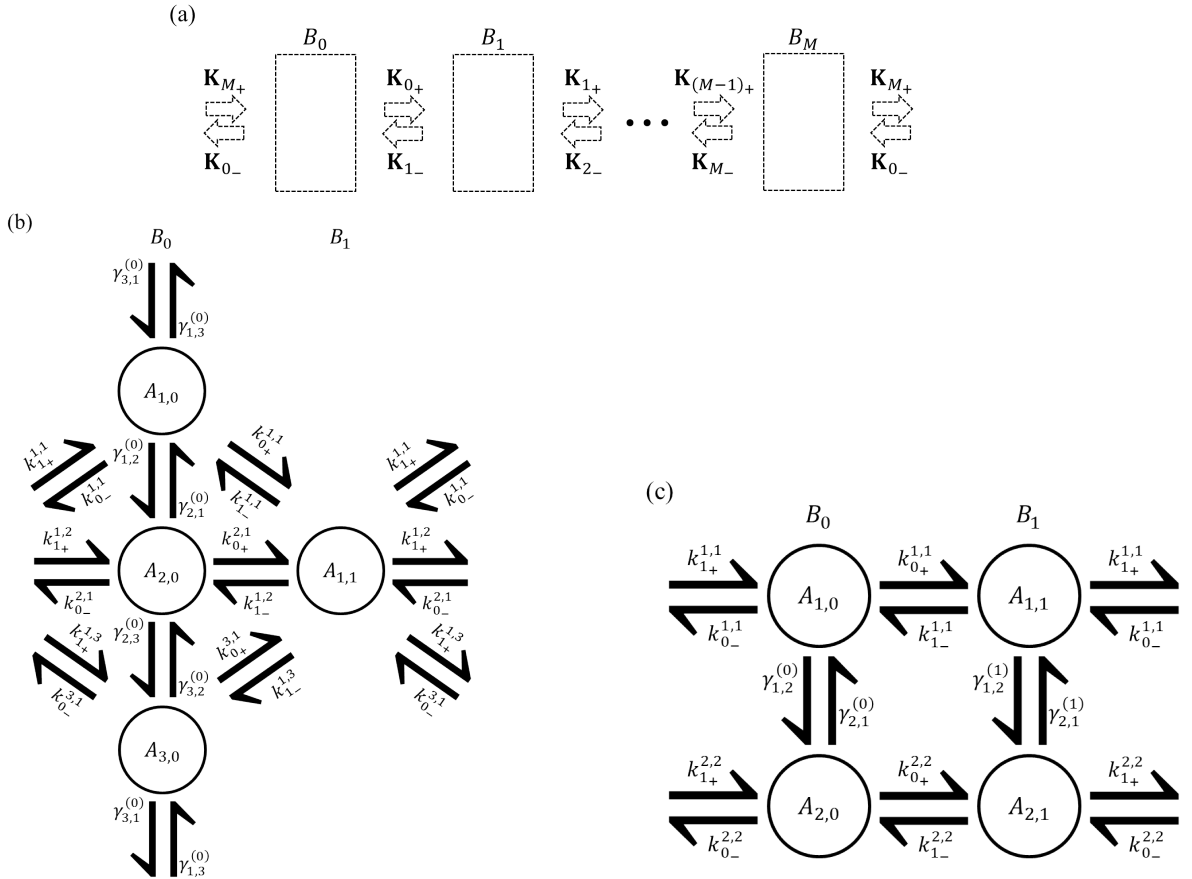


Figure 3: (a) Generic model for a biomolecular machine with kinetic cooperativity under NESS conditions. The machine undergoes a driven, observable, cyclic process coupled to a hidden process (in a cooperative fashion) with dynamics occurring within the state manifolds, $\{B_m\}$, which have arbitrary internal topologies. Transitions between manifolds are designated here as $\{K_{m\pm}\}$. (b)–(c) Examples of underlying schemes corresponding to the generic kinetic model in (a).

We note that for multiple hidden loops due to the presence of more than two states in B_1 (see Figure 3b for an example), when all but one of the resulting hidden currents vanish, the basic form of eq 4 holds for the single unbalanced current (see the Supporting Information for further details); thus, when that current also vanishes, the first-passage time fluctuation theorem (eq 6) and generalized Haldane relation (eq 7) are recovered (the same is true for a cooperative scheme with multiple intermediate states, such as the one in Figure 3c). Equations 4, 6, and 7 are therefore quite general, with this signature of hidden detailed balance breaking being applicable to a wide variety of complex networks (i.e., those corresponding to the generic kinetic model in Figure 3a). In a subsequent publication, we will use arguments based on stochastic thermodynamics to demonstrate the generality of this result for a broad class of driven processes with coupled, hidden dynamics.

Deviation from Hidden Equilibrium

Continuing with the single-loop model in Figure 2, we now analyze the deviation from hidden detailed balance. We have substituted in the local detailed balance constraints (eqs 2 and 3) with $k_1^{(2)}$ and γ_{-1} , such that $\exp[\Delta s^{\text{tot}}/k_B] = k_1^{(1)}k_2^{(1)} / \left(k_{-1}^{(1)}k_{-2}^{(1)}\right)$ and $J \propto [k_2^{(1)}/k_{-1}^{(1)} - k_2^{(2)}/k_{-1}^{(2)}]$. Evaluating eq 4 at $s = 0$, it is found that (see the Supporting Information)⁵

$$\frac{p_+}{p_-} = \exp\left[\frac{\Delta s^{\text{tot}}}{k_B}\right] + \frac{D^{-1}k_1^{(1)}}{k_{-1}^{(1)} + k_{-1}^{(2)}} \left(1 - \exp\left[\Delta s^{\text{tot}}/k_B\right]\right) \left(k_2^{(1)}k_{-1}^{(2)} - k_2^{(2)}k_{-1}^{(1)}\right)^2 \quad (8)$$

with

$$\begin{aligned} D = & \gamma_1 k_{-1}^{(1)2} k_2^{(1)} + \gamma_1 k_{-1}^{(1)} k_{-1}^{(2)} k_2^{(1)} + k_{-1}^{(1)} k_{-1}^{(2)} k_1^{(1)} k_2^{(1)} + \gamma_1 k_{-1}^{(1)} k_2^{(1)2} + k_{-1}^{(2)} k_1^{(1)} k_2^{(1)2} \\ & + \gamma_1 k_{-1}^{(1)2} k_2^{(2)} + \gamma_1 k_{-1}^{(1)} k_{-1}^{(2)} k_2^{(2)} + k_{-1}^{(1)} k_{-1}^{(2)} k_1^{(1)} k_2^{(2)} + k_{-1}^{(1)2} k_{-2}^{(1)} k_2^{(2)} + k_{-1}^{(1)} k_{-1}^{(2)} k_{-2}^{(1)} k_2^{(2)} \quad (9) \\ & + 2\gamma_1 k_{-1}^{(1)} k_2^{(1)} k_2^{(2)} + k_{-1}^{(1)} k_{-2}^{(1)} k_2^{(1)} k_2^{(2)} + \gamma_1 k_{-1}^{(1)} k_2^{(2)2} + k_{-1}^{(1)} k_1^{(1)} k_2^{(2)2} + k_{-1}^{(1)} k_{-2}^{(1)} k_2^{(2)2} \end{aligned}$$

⁵Note that eq 8 is independent of $k_{-2}^{(2)}$; that is, p_+/p_- only depends upon seven independent parameters here, even though $\tilde{P}_+(s)/\tilde{P}_-(s)$ depends upon eight, as indicated in the Supporting Information.

That is,

$$\frac{p_+}{p_-} - \exp\left[\frac{\Delta s^{\text{tot}}}{k_B}\right] = -aJ^2 \quad (10)$$

where $\tilde{\alpha}(0) = -aJ$, with $-aJ^2$ given by the second term on the right-hand side of eq 8, such that $a > 0$ (< 0) for $w > 0$ (< 0); for completeness, compact explicit expressions for a and J here are provided in the Supporting Information. Thus, the integrated correction to the first-passage time fluctuation theorem can be written as proportional to J^2 . We note that, given the significant complexity of $P_+(t)/P_-(t)$, it is remarkable that a compact exact expression for p_+/p_- is attainable.⁶ We define p_+/p_- as the kinetic branching ratio for the observable process, which serves as a measure of the deviation from hidden equilibrium. For $w > 0$, eq 10 implies that

$$\frac{p_+}{p_-} \leq \exp\left[\frac{\Delta s^{\text{tot}}}{k_B}\right] \quad (11)$$

with the direction of the inequality reversed for $w < 0$. Thus, the entropy production associated with the first-passage work (i.e., the chemical affinity in this case) bounds the kinetic branching ratio, with the equality recovered under hidden detailed balance (i.e., $J = 0$). In eq 11, the left-hand side can be thought of as a kinetic measure of directionality that accounts for the cooperative hidden dynamics, whereas the right-hand side corresponds to a thermodynamic measure of directionality (analogous to the stepping ratio for molecular motors) that does not. The inequality indicates that, in the single-loop case here, the addition of hidden dynamics for a given positive w cannot cause this kinetic directionality to increase. In addition, we note that p_+/p_- can be obtained from experimental measurements, and we will describe a procedure for doing so elsewhere.

⁶In fact, the expression for p_+/p_- for even just a four-state model similar to Figure 2 is exceedingly lengthy; however, it can be compactly estimated, as will be demonstrated in a future publication.

Conclusions

In this Letter, we have considered the first-passage time fluctuation theorem for a biomolecular machine in a NESS involving a driven, observable process coupled to a hidden process in a kinetically cooperative^{14,15} fashion. In this pursuit, the canonical model for such a system, a kinetic scheme for a conformation-modulated enzymatic reaction (which has experimental relevance³), has been examined. We have adapted a novel pathway analysis framework^{16,17} (that reduces to the transition rate matrix formalism) to this model and employed it to perform kinetic evaluations. In the absence of hidden current, the first-passage time fluctuation theorem—and by extension, the generalized Haldane relation—is valid (recovering previous results^{8–11}), and we demonstrate that this is a general result applicable to a wide variety of complex networks. This relation can be tested experimentally, with its violation serving as a signature of hidden detailed balance breaking. Additionally, a remarkably compact exact expression has been obtained for the integrated correction to the first-passage time fluctuation theorem for our model, which indicates that the kinetic branching ratio is bounded by the entropy production associated with the first-passage work. In a subsequent publication, we will use stochastic thermodynamics to further interpret our signature of hidden detailed balance breaking, and to demonstrate the generality of this finding for a broad class of systems. This work sheds significant light on the interesting connections between dynamic experimental measurements and the underlying nonequilibrium thermodynamics in complex networks.

References

- (1) Moerner, W. E.; Fromm, D. P. *Rev. Sci. Instrum.* **2003**, *74*, 3597–3619.
- (2) Park, H.; Toprak, E.; Selvin, P. R. *Q. Rev. Biophys.* **2007**, *40*, 87.
- (3) English, B. P.; Min, W.; van Oijen, A. M.; Lee, K. T.; Luo, G.; Sun, H.; Cherayil, B. J.;

- Kou, S. C.; Xie, X. S. *Nat. Chem. Biol.* **2006**, *2*, 87–94.
- (4) Kumar, A.; Maity, H.; Dua, A. *J. Phys. Chem. B* **2015**, *119*, 8490–8500.
- (5) Svoboda, K.; Mitra, P. P.; Block, S. M. *Proc. Natl. Acad. Sci. U. S. A.* **1994**, *91*, 11782–11786.
- (6) Keller, D.; Bustamante, C. *Biophys. J.* **2000**, *78*, 541–556.
- (7) Seifert, U. *Rep. Progr. Phys.* **2012**, *75*, 126001.
- (8) Roldán, E.; Neri, I.; Dörpinghaus, M.; Meyr, H.; Jülicher, F. *Phys. Rev. Lett.* **2015**, *115*, 250602.
- (9) Neri, I.; Roldán, E.; Jülicher, F. *Phys. Rev. X* **2017**, *7*, 011019.
- (10) Qian, H.; Sunney Xie, X. *Phys. Rev. E* **2006**, *74*, 010902.
- (11) Ge, H. *J. Phys. Chem. B* **2008**, *112*, 61–70.
- (12) Fersht, A. *Enzyme Structure and Mechanism*; W. H. Freeman, New York, 1985.
- (13) Cao, J. *J. Phys. Chem. B* **2011**, *115*, 5493–5498.
- (14) Wu, J.; Cao, J. In *Single-Molecule Biophysics: Experiment and Theory*; Komatsuzaki, T., Kawakami, M., Takahashi, S., Yang, H., Silbey, R. J., Eds.; Advances in Chemical Physics; John Wiley & Sons, Inc.: Hoboken, 2011; Vol. 146; pp 329–365.
- (15) Piephoff, D. E.; Wu, J.; Cao, J. *J. Phys. Chem. Lett.* **2017**, *8*, 3619–3623.
- (16) Cao, J.; Silbey, R. J. *J. Phys. Chem. B* **2008**, *112*, 12867–12880.
- (17) Piephoff, D. E.; Cao, J. *J. Phys. Chem. B* **2018**, *122*, 4601–4610.
- (18) Kolomeisky, A. B.; Stukalin, E. B.; Popov, A. A. *Phys. Rev. E* **2005**, *71*, 031902.