

Synchronization of Kuramoto oscillators via HEOL, and a discussion on AI

Emmanuel Delaleau* Cédric Join** Michel Fliess***

* ENI Brest, IRDL (CNRS, UMR 6027), 29200 Brest, France
(e-mail: emmanuel.delaleau@eni.fr)

** CRAN (CNRS, UMR 7039), Université de Lorraine, BP 239, 54506
Vandœuvre-lès-Nancy, France (e-mail: cedric.join@univ-lorraine.fr)

*** LIX (CNRS, UMR 7161), École polytechnique, 91128 Palaiseau,
France (e-mail: michel.fliess@polytechnique.edu,
michel.fliess@swissknife.tech)

**** AL.I.E.N., 7 rue Maurice Barrès, 54330 Vézelize, France
(e-mail: {cedric.join, michel.fliess}@alien-sas.com)

Abstract: Artificial neural networks and their applications in deep learning have recently made an incursion into the field of control. Deep learning techniques in control are often related to optimal control, which relies on the Pontryagin maximum principle or the Hamilton-Jacobi-Bellman equation. They imply control schemes that are tedious to implement. We show here that the new HEOL setting, resulting from the fusion of the two established approaches, namely differential flatness and model-free control, provides a solution to control problems that is more sober in terms of computational resources. This communication is devoted to the synchronization of the popular Kuramoto's coupled oscillators, which was already considered via artificial neural networks by L. Böttcher *et al.* (Nature Commun., 2022), where, contrarily to this communication, only the single control variable case is examined. One establishes the flatness of Kuramoto's coupled oscillator model with multiplicative control and develops the resulting HEOL control. Unlike many examples, this system reveals singularities that are avoided by a clever generation of phase angle trajectories. The results obtained, verified in simulations, show that it is not only possible to synchronize these oscillators in finite time, and even to follow angular frequency profiles, but also to exhibit robustness concerning model mismatches. To the best of our knowledge that has never been done before. Concluding remarks advocate a viewpoint, which might be traced back to Wiener's cybernetics: control theory belongs to AI.

Keywords: Artificial intelligence, flatness-based control, intelligent controllers, intelligent system techniques and applications, Kuramoto's oscillators, model-free control, optimization and control of large-scale network systems.

1. INTRODUCTION

The stunning advances in the field of deep learning via artificial neural networks (ANNs) (see, e.g., LeCun et al. (2015)) explain why, contrarily to the situation some time ago (see, e.g., Sutton (1988)), the relationship between control engineering and artificial intelligence is today often investigated with ANNs (see, e.g., among a huge number of publications, Narendra and Parthasarathy (1990), Suykens et al. (2010), Sarangapani (2018), Dev et al. (2021), Bensoussan et al. (2022), Cerf and Rutten (2023), Zhou et al. (2024)). This communication starts analyzing this situation by way of a recent paper due to Böttcher et al. (2022), where the synchronization of some oscillators introduced by Kuramoto (1975, 1984) is considered through ANNs. The popularity of those oscillators, the mathematical modeling of which is known, is explained by their surprising versatility in a variety of fields, all seemingly foreign to one another, ranging from pure physics and chemical reactions to smart grids and neurosciences: See, e.g., Acebrón et al. (2005), Chopra and Spong (2005), Breakspear et al. (2010), Dörfler and Bullo (2014), Dörfler et al. (2013), Franci et al. (2012), Strogatz (2003), and references therein. They bear witness to the diversity of the techniques used, including those of control.

In our approach to synchronization, we follow Böttcher et al. (2022) for placing multiplicative control variables. It permits to use of some tools that seem to have never been applied before for this type of question:

- (1) The multivariable controlled system becomes obviously (*differentially flat*) (Fließ et al. (1995, 1999)). The phase angles are the *flat outputs*. This notion, which is now quite popular in engineering (see, e.g., the books by Hagenmeyer (2003), Sira-Ramírez and Agrawal (2004), Lévine (2009), Rudolph (2021)), yields open-loop reference trajectories for the phase angles, which not only ensure synchronicity in finite time but also a convenient behavior for the system variables. To the best of our knowledge, such results were not achieved until now.
- (2) The loop is closed via the *HEOL* setting (Join et al. (2024a)), which is inspired from *model-free control* (Fließ and Join (2013, 2022)): See references there and in Join et al. (2024a) for numerous examples of successful concrete applications. Model mismatches are therefore easily handled. To the best of our knowledge, such robustness issues seem not to have been investigated in the existing literature.

We also briefly examine the modeling proposed by Mao and Zhang (2016) where the control variables are additive and not multiplicative like in Böttcher et al. (2022). It is again trivially flat.

It is well known that today's machine learning techniques are most often intimately related to techniques stemming from optimal control, like the Pontryagin maximum principle and the Hamilton-Jacobi-Bellman partial differential equation which are in general most difficult to implement in practice despite many attempts (see, e.g., Miller et al. (1991) and Jin et al. (2020)), especially in concrete control engineering. Our results confirm therefore Fließ and Join (2021), which was about model-free control. Appropriate theoretical advances in control engineering seem to perform better at least in the continuous-time case today than deep learning via artificial neural networks.

In a most original contribution Böttcher et al. (2022) are introducing *AI Pontryagin*, i.e., ANN methods to bypass the tedious calculations related to optimal control. Excellent computer experiments are depicted. A thorough comparison seems difficult to develop here in such a restricted place. Let us emphasize however that Böttcher et al. (2022) is only dealing with the single control variable case, contrary to what is presented here. It is also quite clear that from the point of view of computational power AI Pontryagin is much more demanding than our HEOL setting. See, e.g., Join et al. (2013) for the feedback implementation.

Our paper is organized as follows. Sect. 2 is devoted to the flatness-based open-loop control of the modeling due to Böttcher et al. (2022). The closed-loop control is examined in Sect. 3. Several computer simulations are examined in Sect. 3.2. Additive control variables are briefly treated in Sect. 4. Some concluding remarks on future investigations and on the relationship with AI may be found in Sect. 5.

2. FLATNESS-BASED OPEN-LOOP CONTROL

Böttcher et al. (2022) consider the following Kuramoto model of coupled oscillators:

$$\dot{\theta}_i = \omega_i + u_i \frac{K}{N} \sum_{j=1}^N a_{i,j} \sin(\theta_j - \theta_i), \quad i = 1, \dots, N \quad (1)$$

where N is the number of oscillators, θ_i , ω_i and u_i are respectively the phase angle, the natural angular frequency, and the control variable associated with the i th oscillator, K is the coupling strength, the $a_{i,j}$'s are adjacency coefficients. It is obvious that Eq. (1) defines a flat system, where θ_i , $i = 1, \dots, N$, is a flat output (Fließ et al. (1995, 1999)). The control variables u_i are functions of the flat outputs and their derivatives:

$$u_i = \frac{N(\dot{\theta}_i - \omega_i)}{K \sum_{j=1}^N a_{i,j} \sin(\theta_j - \theta_i)}, \quad i = 1, \dots, N \quad (2)$$

2.1 Reference trajectories

The main difficulties in assigning reference trajectories to the flat outputs for achieving synchronization, i.e., $\dot{\theta}_1(t) = \dots = \dot{\theta}_N(t)$, for $t \geq t_f$, are the following:

- (1) The denominators in Eq. (2) should not be equal to 0, i.e., $\sum_{j=1}^N a_{i,j} \sin(\theta_j(t) - \theta_i(t)) \neq 0, \forall t$.
- (2) The derivatives of the phases should be positive, i.e., $\dot{\theta}_i(t) > 0, \forall t$.
- (3) The control variables u_i should be positive, $\forall t$.

Write

$$\theta_i(t) = g_i(t) + f(t), \quad \forall i = 1, \dots, N$$

where f is the synchronization function.

The synchronization, i.e., $\dot{\theta}_i(t) \approx \dot{\theta}_j(t), i \neq j$, for $t \geq t_f$, is equivalent to the fact that the $g_i(t)$'s are approximately constant for $t \geq t_f$. The following linear differential equation

$$\tau^2 \ddot{g}_i + 2\tau \dot{g}_i + g_i = c_i \quad (3)$$

easily achieves this. The solution reads: $g_i(t) = c_i + (A + Bt) \exp(-\frac{t}{\tau})$ where A and B are constants, which are deduced from the initial conditions. One can impose, e.g., that $\left| \frac{g_i(t_f) - c_i}{c_i} \right| \leq 0.001$ for a large enough t_f , i.e., t_f is chosen to be equal to a few time constants τ . The generation of trajectories as the output of a second-order filter has already been used in electrical drives (Delaleau and Hagenmeyer, 2002). See Sect. 3.2 and Figs. 2 to 6.

3. CLOSED-LOOP CONTROL VIA HEOL

3.1 The homeostat

Differentiate Eq. (1):

$$\begin{aligned} d\dot{\theta}_i &= du_i \frac{K}{N} \sum_{j=1}^N a_{i,j} \sin(\theta_j - \theta_i) \\ &+ u_i \frac{K}{N} \sum_{j=1}^N a_{i,j} (d\theta_j - d\theta_i) \cos(\theta_j - \theta_i) \\ i &= 1, \dots, N \end{aligned} \quad (4)$$

In the HEOL¹ setting (Join et al., 2024a), Eq. (4) should be understood as the *homeostat*.² Write u_i^* and θ_i^* the control variables and the corresponding reference trajectories, and $\delta u_i = u_i - u_i^*$, $\delta \theta_i = \theta_i - \theta_i^*$, $\delta \dot{\theta}_i = \dot{\theta}_i - \dot{\theta}_i^* = \frac{d}{dt} \delta \theta_i$,

$$\frac{d}{dt} \delta \theta_i = F_i + \alpha_i \delta u_i \quad (5)$$

where

$$\begin{aligned} F_i &= u_i^* \frac{K}{N} \sum_{j=1}^N a_{i,j} (\delta \theta_j - \delta \theta_i) \cos(\theta_j^* - \theta_i^*) \\ \alpha_i &= \frac{K}{N} \sum_{j=1}^N a_{i,j} \sin(\theta_j^* - \theta_i^*) \end{aligned}$$

Following Join et al. (2024a), F_i stands now for the mismatches and disturbances, like in the well-known *ultra-local* model of model-free control (Fliess and Join (2013, 2022)). But contrarily to the classic model-free control approach, the coefficient α_i of δu_i may be time-varying.

Techniques from operational calculus yield a *data-driven real-time* estimator F_i^{est} (Join et al., 2024a) of F_i :

$$\begin{aligned} F_i^{\text{est}} &= -\frac{6}{T^3} \int_0^T ((T - 2\sigma) \delta \theta_i(\sigma + t - T) \\ &+ \sigma(T - \sigma) \alpha_i(\sigma + t - T) \delta u_i(\sigma + t - T)) d\sigma \end{aligned} \quad (6)$$

where $T > 0$ is ‘‘small.’’ In the parlance of today’s AI Formula (6) might be viewed as a peculiar type of machine learning.

¹ *Sum* in the Breton language.

² Terminology borrowed from Ashby (1960).

The corresponding *intelligent proportional controller*, or *iP*, reads

$$\delta u_i = -\frac{F_i^{\text{est}} + K_{P,i}\delta\theta_i}{\alpha_i} \quad (7)$$

where $K_{P,i}$ is the gain. Combining Eq. (5) and (7) yields

$$\frac{d}{dt}\delta\theta_i + K_{P,i}\delta\theta_i = F_i - F_i^{\text{est}}$$

Assume that the estimate F_i^{est} is “good,” i.e., $F_i - F_i^{\text{est}} \approx 0$, then $\lim_{t \rightarrow +\infty} \delta\theta_i(t) \approx 0$ if $K_{P,i} > 0$. Local stability around the reference trajectory is ensured.

3.2 Computer experiments

Consider the case of three oscillators. Set $N = 3$ in Eq. (8), and take $\omega_1 = 5$, $\omega_2 = 7$, $\omega_3 = 8$, $K = 1$, $K_{P,i} = 1$, $a_{1,2} = a_{1,3} = a_{2,1} = a_{2,3} = a_{3,1} = a_{3,2} = 1$. Introduce also the uncertainties $\Delta_1 = 1.2$, $\Delta_2 = 0.8$, $\Delta_3 = 1.2$, $\Delta_4 = 0.8$, $\Delta_5 = 0.8$, $\Delta_6 = 1.2$, $\Delta_7 = 0.8$. Set $c_1 = \pi/2$, $c_2 = \pi/2$, $c_3 = \pi$, $\theta_1(0) = 0.5\Delta_5$, $\theta_2(0) = \Delta_6$, $\theta_3(0) = 2\Delta_7$. Figures 2 and 3 depict synchronization towards $f(t) + c_i = 2\sin(0.5t) + 7.5t + 7 + c_i$:

$$\begin{cases} \dot{\theta}_1 = \omega_1\Delta_1 + u_1 \frac{K\Delta_4}{N} (a_{1,2}\sin(\theta_2 - \theta_1) + a_{1,3}\sin(\theta_3 - \theta_1)) \\ \dot{\theta}_2 = \omega_2\Delta_2 + u_2 \frac{K\Delta_4}{N} (a_{2,1}\sin(\theta_1 - \theta_2) + a_{2,3}\sin(\theta_3 - \theta_2)) \\ \dot{\theta}_3 = \omega_3\Delta_3 + u_3 \frac{K\Delta_4}{N} (a_{3,1}\sin(\theta_1 - \theta_3) + a_{3,2}\sin(\theta_2 - \theta_3)) \end{cases} \quad (8)$$

The sampling period is $T_e = 0.01$ s. The measures of $\theta_i(t)$, $i = 1, 2, 3$, is corrupted by an additive white Gaussian noise $\mathcal{N}(0, 0.1)$. The results may be found in Figures 1, 2, 3 and 4.

4. ADDITIVE CONTROL VARIABLES

Consider with Mao and Zhang (2016) the following modeling where, contrarily to Eq. (1), the control variables are additive:

$$\dot{\theta}_i = \omega_i + \frac{K}{N} \sum_{j=1}^N a_{i,j} \sin(\theta_j - \theta_i) + u_i \quad (9)$$

The above system is again flat: θ_1 , θ_2 , θ_3 are again flat outputs. Eq. (9) yields

$$u_i = \dot{\theta}_i - \omega_i - \frac{K}{N} \sum_{j=1}^N a_{i,j} \sin(\theta_j - \theta_i) \quad (10)$$

Eq. (10) shows that avoiding singularities like in Sect. 2.1 becomes pointless. Choosing an appropriate open-loop reference trajectory becomes easy. Differentiate Eq. (9):

$$d\dot{\theta}_i = \frac{K}{N} \sum_{j=1}^N a_{i,j} (d\theta_j - d\theta_i) \cos(\theta_j - \theta_i) + du_i, \quad i = 1, \dots, N$$

It yields the Eq. (5) where now

$$F_i = \frac{K}{N} \sum_{j=1}^N a_{i,j} (\delta\theta_j - \delta\theta_i) \cos(\theta_j^* - \theta_i^*) \\ \alpha_i = 1, \quad i = 1, \dots, N$$

With the same uncertainties as in Sect. 3.2, the results obtained with the corresponding homeostat are depicted in Fig. 5, 6, 7. Fig. 8 demonstrates that the tracking error is negligible. Note that we are able to track the same synchronisation function, $c_i = \frac{\pi}{2}$.

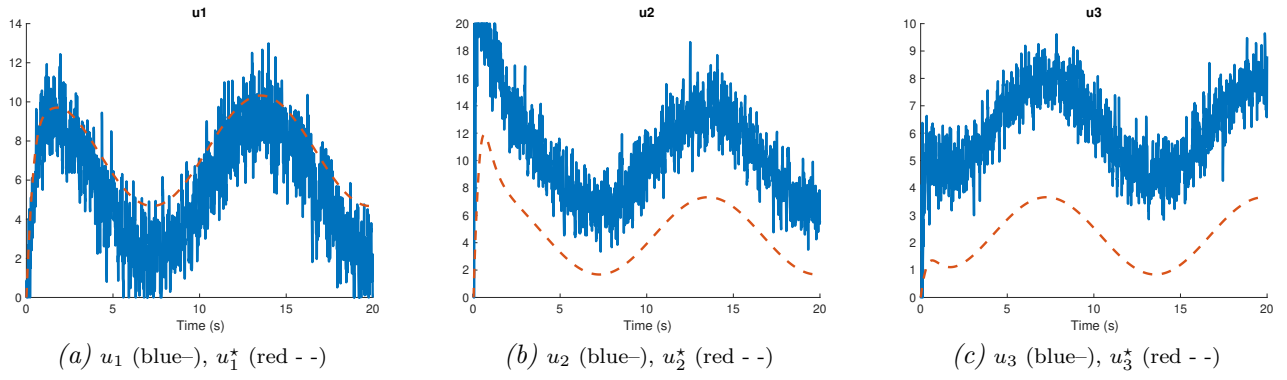


Fig. 1. Control inputs

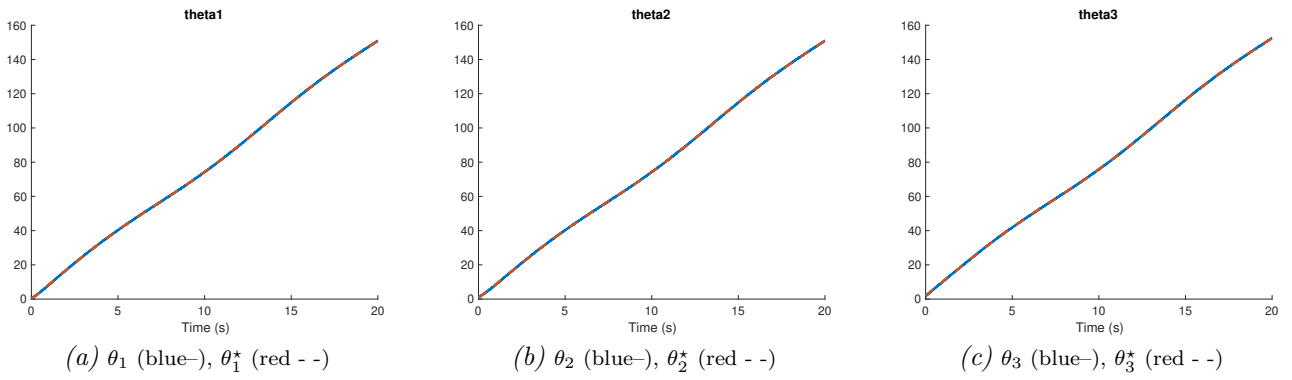


Fig. 2. Outputs

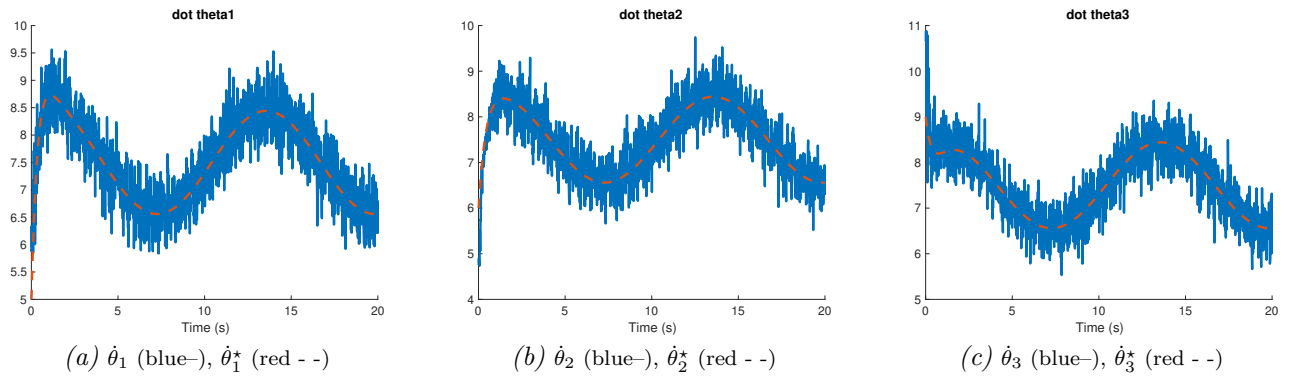


Fig. 3. Time derivative outputs

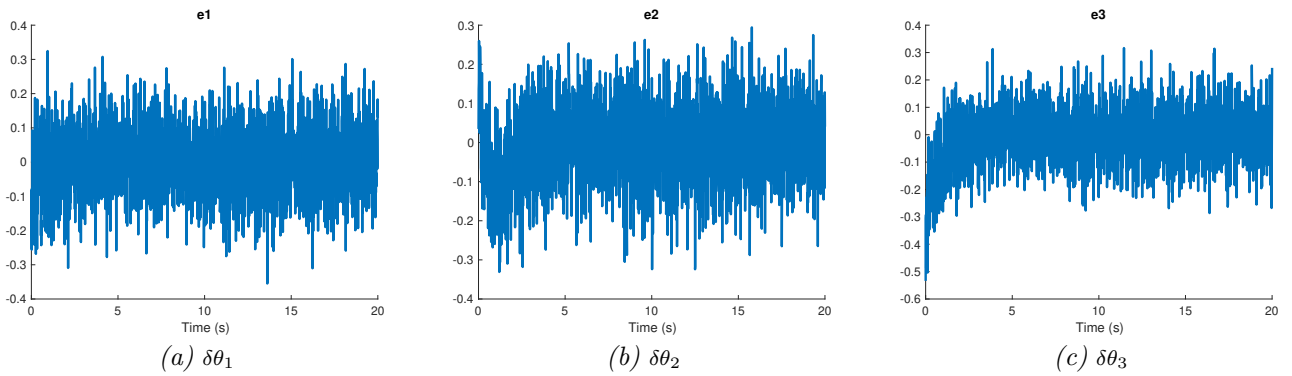


Fig. 4. Tracking errors

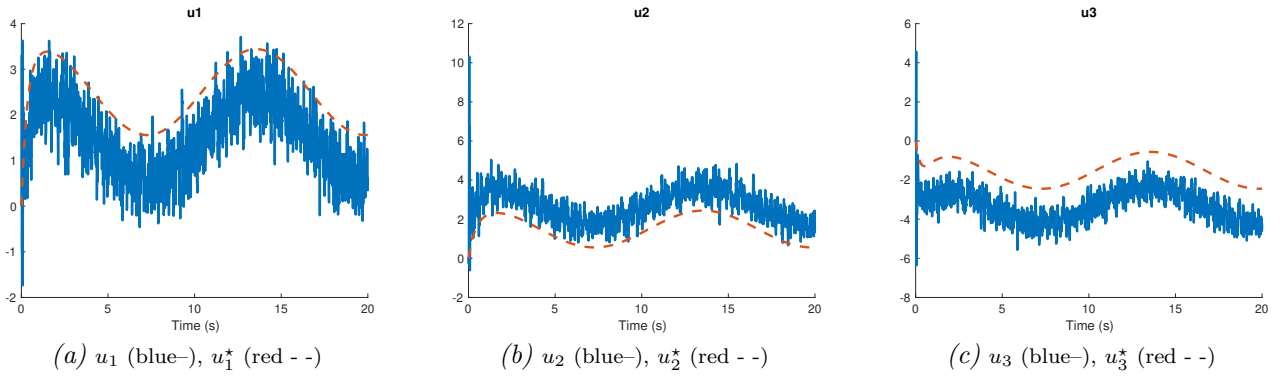


Fig. 5. Additive case: control inputs

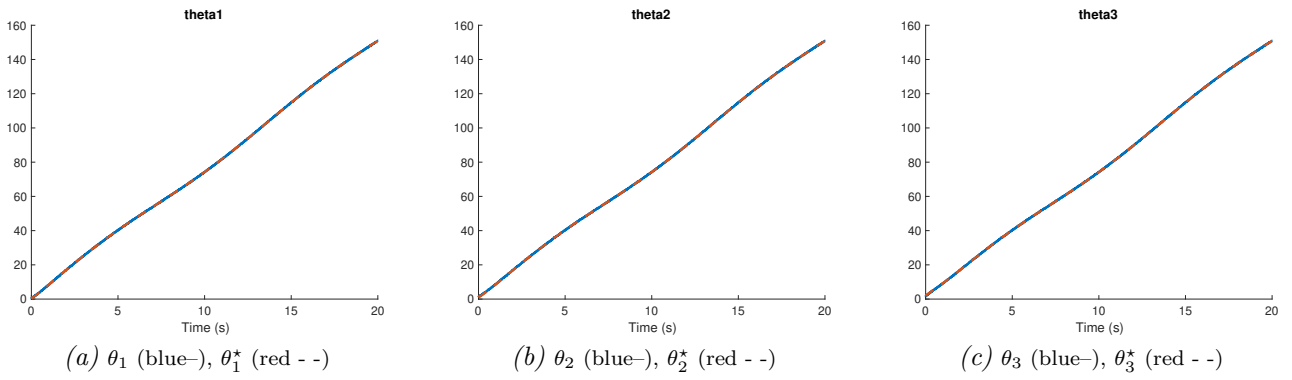


Fig. 6. Additive case: outputs

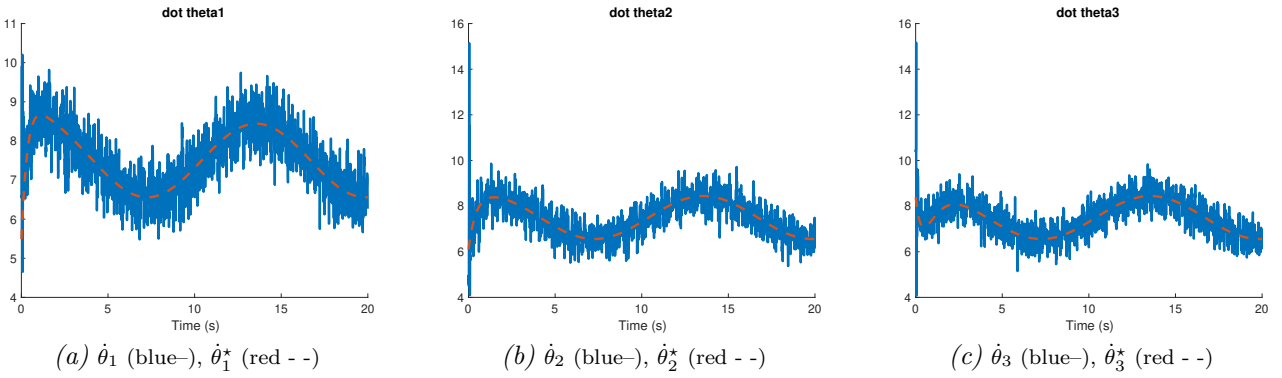


Fig. 7. Additive case: time derivative outputs

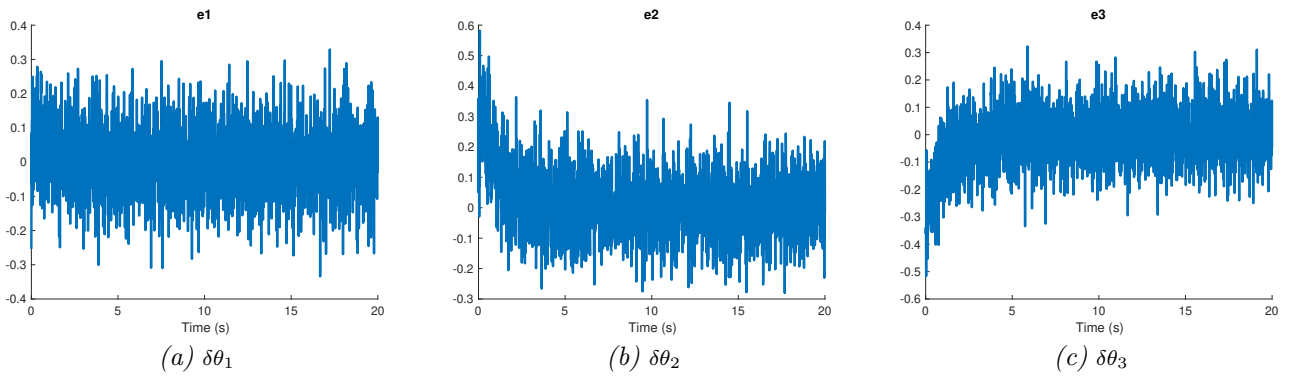


Fig. 8. Additive case: tracking errors

5. CONCLUSION

Our approach was here only computer illustrated via a small number of oscillators. To do it with a large number like Böttcher et al. (2022) should not be a problem with the type of tools we are developing. But this should of course be confirmed with convincing computer experiments. It is well known (see, e.g., Cohen et al. (2022), and references therein) that the influence of neurosciences on deep learning is essential. Let us cite here Join et al. (2024b) where our methods demonstrate their efficiency in some preliminary investigations about epilepsy.

Recent advances in control theory, like HEOL, have demonstrated remarkable capabilities in addressing complex system behaviors. While current AI tools show impressive achievements in many areas, the fundamental concepts from control theory could significantly enhance their theoretical foundations and practical applications.³ Cybernetics,⁴ which ought to be considered as one of the historical roots of AI, highlights the importance of feedback loops, a concept that remains challenging to implement via ANNs (Herzog et al. (2020)). In this perspective, we propose viewing control theory as an intrinsic component of AI, following the natural legacy of Wiener's cybernetics. See, e.g., Kline (2011) and Najim (2024) for a glimpse of the fascinating historical background.

REFERENCES

- Acebrón, J. A., Bonilla, L. L., Pérez Vicente, C. J., Ritort, F., Spigler, R. (2005). The Kuramoto model: A simple paradigm for synchronization phenomena. *Rev. Mod. Phys.*, 77, 137-185.
- W.R. Ashby (1960). *Design for a Brain*. Chapman & Hall.
- Bensoussan, A., Li, Y., Nguyen, D.P.C., Tran, M.-B., Chi, S., Yam, P., Zhou, X. (2022). Machine learning and control theory. Trélat, E., Zuazua, E. (Eds): *Handbook of Numerical Analysis*, Elsevier, vol. 23, pp. 531-558.
- Böttcher, L., Antulov-Fantulin, N., Asikis, T. (2022). AI Pontryagin or how artificial neural networks learn to control dynamical systems. *Nature Commun.*, 13, 333.
- Breakspear, M., Heitmann, S. Daffertshofer, A. (2010). Generative models of cortical oscillations: neurobiological implications of the Kuramoto model. *Front. Human Neurosci.*, 4, 190.
- Cerf, S., Rutten, E. (2023). Combining neural networks and control: potentialities, patterns and perspectives. *IFAC-PapersOnLine*, 56, 9036-9049.
- Chopra, N., Spong, M.W. (2005). On Synchronization of Kuramoto Oscillators. *44th IEEE Conf. Decis. Contr.*. Seville, pp. 3916-3922.
- Cohen, Y., Engel, T.A., Langdon, C., Lindsay, G.W., Ott, T., Peters, M.A.K., Shine, J.M., Breton-Provencher, V., Ramaswamy, S. (2022). Recent advances at the interface of neuroscience and artificial neural networks. *J. Neurosci.*, 9, 8514-8523.
- Delaleau, E., Hagenmeyer, V. (2002). Commande prédictive non linéaire fondée sur la platitude du moteur à induction: Application au positionnement de précision. *J. Europ. Syst. Automat.*, 36, 737-748.
- Dev, P., Jain, S., Arora, P.K., Harish Kumar, H. (2021). Machine learning and its impact on control systems: A review. *Materials Today Proc.*, 47, 3744-3749.
- Dörfler, F., Bullo, F. (2014). Synchronization in complex networks of phase oscillators: A survey. *Automatica*, 50, 1539-1564.
- Dörfler, F., Chertkov, M., Bullo, F. (2014). Synchronization in complex oscillator networks and smart grids. *Proc. Natl. Acad. Sci. U S A.*, 110, 2005-2010.
- Fliess, M., Join, C. (2013). Model-free control. *Int. J. Contr.*, 86, 2228-2252.
- Fliess, M., Join, C. (2021). Machine learning and control engineering: The model-free case. Arai, K., Kapoor, S., Bhatia, R. (eds): *Proc. Future Techno. Conf. (FTC) 2020*, Advances in Intelligent Systems and Computing, vol. 1288, pp. 258-278. Springer.
- Fliess, M., Join, C. (2022). An alternative to proportional-integral and proportional-integral-derivative regulators: Intelligent proportional-derivative regulators. *Int. J. Robust Nonlin. Contr.*, 32, 9512-9524.
- Fliess, M., Lévine, J., Martin, P., Rouchon, P. (1995). Flatness and defect of non-linear systems: introductory theory and examples, *Int. J. Contr.*, 61, 1327-1361.
- Fliess, M., Lévine, J., Martin, P., Rouchon, P. (1999). A Lie-Bäcklund approach to equivalence and flatness of nonlinear systems, *IEEE Trans. Automat. Contr.*, 44, 922-937.
- Franci, A., Chaillet, A., Panteley, E., Lamnabhi-Lagarrigue, F. (2012). Desynchronization and inhibition of Kuramoto oscillators by scalar mean-field feedback. *Math. Contr. Sign. Syst.*, 24, 167-217.
- Ha, S.Y., H.K. Kim, S.W. Ryoo (2016a). Emergence of phase-locked states for the Kuramoto model in a large coupling regime. *Commun. Math. Sci.*, 14(4) p. 1073—1091. doi:<https://doi.org/10.1038/s41467-021-27590-0>.
- Ha, S.Y., Noh, S.E., Park, J. (2016b). Synchronization of Kuramoto oscillators with adaptive couplings. *SIAM J. App. Dyn. Syst.*, 15, 162-194.
- Hagenmeyer (2003). *Robust Nonlinear Tracking Control Based on Differential Flatness*. VDI Verlag.
- Herzog, S., Tetzlaff, C., Wörgötter, F. (2020). Evolving artificial neural networks with feedback. *Neural Netw.*, 123, 153-162.

³ See Join et al. (2025) for *model-free predictive control (MFPC)*, which is related to *reinforcement learning (RL)* (see, e.g., Recht (2019)), i.e., a key ingredient of today's AI.

⁴ See Wiener (2019). The first edition was published in 1948.

- Jin, W., Wang, Z., Yang, Z., Mou, S. (2020). Pontryagin differentiable programming: An end-to-end learning and control framework. *34th Conf. Neural Informat. Process. Syst. (NeurIPS)*, Vancouver.
- Join, C., Chaxel, F., Fliess, M. (2013). “Intelligent” controllers on cheap and small programmable devices. *2nd Int. Conf. Contr. Fault-Tolerant Syst.*, Nice.
- Join, C., Delaleau, E., Fliess, M. (2024a). Flatness-based control revisited: The *HEOL* setting, *C.R. Math.*, 362, 1693-1706.
- Join, C., Delaleau, E., Fliess, M. (2025). Model-free predictive control: Introductory algebraic calculations, and a brief comparison with HEOL. *Submitted*.
- Join, C., Jovellar, D.B., Delaleau, E., Fliess, M. (2024b). Detection and suppression of epileptiform seizures via model-free control and derivatives in a noisy environment. *12th Int. Conf. Syst. Contr.*, Batna.
- Kline, C. (2011). Cybernetics, automata studies, and the Dartmouth conference on artificial intelligence, *IEEE Ann. History Comput.*, 33, 5-16.
- Kuramoto, Y. (1975). Self-entrainment of a population of coupled non-linear oscillators. Araki, H. (Ed.) *International Symposium on Mathematical Problems in Theoretical Physics*, pp. 420–422, Springer.
- Kuramoto, Y. (1984) *Chemical Oscillations, Waves and Turbulence*. Springer.
- LeCun, Y., Bengio, Y., Hinton, G. (2015). Deep learning, *Nature*, 521, 436-444.
- Lévine, J. (2009). *Analysis and Control of Nonlinear Systems: A Flatness-based Approach*. Springer.
- Mao, Y., Zhang, Z. (2016). Distributed frequency synchronization and phase-difference tracking for Kuramoto oscillators and its application to islanded microgrids. *IEEE 55th Conf. Decis. Contr.*. Las Vegas. pp. 4364-4369.
- Miller, W.T., Werbos, P.J., Sutton, R.S. (eds) (1991). *Neural Networks for Control*. MIT Press.
- Najim, M. (2024), Editorial: Did Norbert Wiener’s cybernetics crystallize in France and incubate AI in China? *Kybernetes*, 53, 6155-6165.
- Narendra, K.S., Parthasarathy, K. (1990). Identification and control of dynamical systems using neural networks. *IEEE Trans. Neural Netw.*, 1, 4-27.
- Recht, B. (2019). A tour of reinforcement learning: The view from continuous control. *Annual Rev. Contr. Robot. Auton. Syst.*, 2, 253-279.
- Rudolph, J. (2021). *Flatness-Based Control: An Introduction*, Shaker Verlag.
- Sarangapani, J. (2018). *Neural Network Control of Nonlinear Discrete-Time Systems*. CRC Press.
- Sira-Ramírez, H., Agrawal, S.K. (2004). *Differentially Flat Systems*. Marcel Dekker.
- Suykens, J.A.K., Vandewalle, J.P.L., Bart L.R. De Moor, B.L.R. (2010). *Artificial Neural Networks for Modelling and Control of Non-Linear Systems*. Kluwer.
- Sutton, R.S. (1988). Artificial intelligence as a control problem: Comments on the relationship between machine learning and intelligent control. *Proc. IEEE Int. Symp. Intel. Contr.*, pp. 500–507, Arlington.
- Strogatz, S. (2003). *Sync: The emerging science of spontaneous order*. Hyperion.
- Wiener, N. (2019). *Cybernetics*. MIT Press (1st ed.: 1948).
- Zhou, K., Mao, B., Zhang, Y., Chen, Y., Xiang, Y., Yu, Z., Hao, H., Tang, W., Li, Y., Liu, H., Wang, X., Wang, X. and Qu, J. (2024), A Cable-Actuated Soft Manipulator for Dexterous Grasping Based on Deep Reinforcement Learning. *Adv. Intell. Syst.*, 2400112