

Determining distances and consensus between mutation trees

Luís Cunha¹[0000–0002–3797–6053], Jack Kuipers²[0000–0001–5357–2705], and
Thiago Lopes¹[0009–0005–5278–6679]

¹ Universidade Federal Fluminense, Niterói, Brazil – lfnascimento@ic.uff.br,
thiago.nascimento@id.uff.br

² D-B SSE, ETH Zurich, Basel, Switzerland – jack.kuipers@bsse.ethz.ch

Abstract. The mutational heterogeneity of tumours can be described with a tree representing the evolutionary history of the tumour. With noisy sequencing data there may be uncertainty in the inferred tree structure, while we may also wish to study patterns in the evolution of cancers in different patients. In such situations, understanding tree similarities is a key challenge, and therefore we present an approach to determine distances between trees. Considering the bounded height of trees, we determine the distances associated with the swap operations over strings. While in general, by solving the MAXIMUM COMMON ALMOST v -TREE problem between two trees, we describe an efficient approach to determine the minimum number of operations to transform one tree into another. The inherent noise in current statistical methods for constructing mutation evolution trees of cancer cells presents a significant challenge: handling such collections of trees to determine a consensus tree that accurately represents the set and evaluating the extent of their variability or dispersion. Given a set of mutation trees and the notion of distance, there are at least two natural ways to define the “target” tree, such as a min-sum (*median tree*) or a min-max (*closest tree*) of a set of trees. Thus, considering a set of trees as input and dealing with the MEDIAN and CLOSEST problems, we prove that both problems are NP-complete, even with only three input trees. In addition, we develop algorithms to obtain upper bounds on the median and closest solutions, which are analysed by the experiments presented on generated and on real databases. We show a fast way to find consensus trees with better results than any tree in the input set while still preserving all internal structure.

1 Introduction

Single-cell sequencing inference. Along with the use of phylogenetic trees for species and virus evolution [14], they have come to play an important role in tumour evolution. As cancers progress the tumour cells accumulate complex and diverse genomic aberrations, which may then allow the tumour to further proliferate and evolve. Sequencing tumours at the level of individual cells can provide high-resolution reconstruction of the evolutionary histories of cancers [19]. Across

cohorts of patients [24], common evolutionary patterns can be learned to start to model and predict future evolution [22].

Unlike classical phylogenetics, which infers lineage trees [14], a major focus in computational oncology has been in reconstructing the mutation event trees, where the nodes are the genomic aberrations themselves, rather than the cells of the tumour [19]. This representation may be advantageous from a computational perspective, depending on the sequencing technology employed and the number of mutations and cells. Moreover, the event tree directly represents the set of genotypes present in different clones of a tumour, along with ancestral states, and so directly describes the sets of cell populations that may develop resistance to treatment and lead to relapse [23].

A tumour typically arises from a single founder cell whose distinct set of genetic (and epigenetic) lesions gives it a growth advantage over the surrounding cells and helps it to evade the patient's immune response. As consequence, the clone is able to expand even further and develops subclones with additional somatic mutations [25]. It is believed that the high genetic diversity generated by this process is a major cause of relapse after cancer treatment. The explanation is that drug therapy often targets the dominant subclone and this allows the expansion of a suppressed subclone [13].

Since single-cell sequencing is technically challenging, high noise and error rates in the data may lead to uncertainty in the phylogenetic tree structure, which we can characterise through bootstrapping or collecting samples of trees from their posterior distribution [16]. One challenge is then to deal with such sets of combinatorial objects, for example to find a consensus tree to summarise the set, and to understand how widely spread the trees are. When considering a cohort of patients, further challenges arise in understanding the distribution of and distances between trees from different realisations of tumour evolution and in extracting common tree patterns across the cohort.

Figure 1 illustrates a tumour evolution and the associated mutation matrices, which show in which cells each mutation is present. Considering the representation in Figure 1(c), we transform it to the tree of Figure 1(a), where we represent the mutations as the internal nodes of the tree and the cells at the end as the leaves, creating an association with tree problems to be studied on graph theory.

The data obtained from single-cell sequencing experiments are likely to contain errors ranging from false negatives, false positives, and missing data, denoted as *imperfect trees*, as shown in Figure 1(b). The matrix in Figure 1(c) shows an ideal scenario where all data is present and correct.

It is important to note that to make better use of all the data, probabilistic approaches are a viable alternative, and with this method, instead of finding a single tree, the results of the algorithms are a set of co-optimal trees [16]. Therefore, we intend to define a distance measure between trees, and use it to find a tree that summarises a set of mutation trees, as we describe next.

Consensus problems on genome rearrangements. For genomic sequences instead, as proposed by Watterson et al. [29], a genome rearrangement problem is inter-

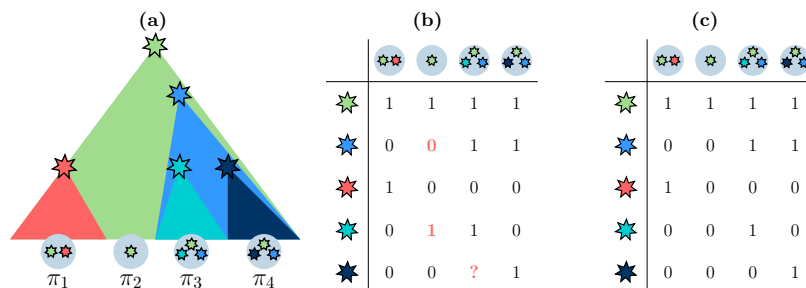


Fig. 1. (a) Representation of tumour evolution. Each star represents a new mutation and an expansion of a subclone. The circles represent single cells sequenced after tumour removal and the stars inside which mutation is present in each cell. (b) Mutation matrix representing the mutation status of the sequenced tumour cells. A zero entry denotes the absence of a mutation in the respective cell, while a one denotes its presence. **0**, **1** and **?** denote false negative, false positive and missing data, respectively, that may occur in a real scenario. (c) Ideal mutation matrix representing the mutation status of the sequenced tumour cells.

interpreted as transforming one permutation into another by a minimum number of operations depending on the possible allowed rearrangements. If an input has more than two genomes, there are several approaches to finding ancestral genomes [1, 5, 8, 9, 15, 26]. A relevant one is the MEDIAN problem, where, for a metric M , the goal is to find a solution that minimizes the sum of the distances between the solution and all the input genomes.

Haghighi and Sankoff [15] observed that, with respect to the breakpoint metric, a tendency for medians is to fall on or to be close to one of the input genomes, which contain no useful information for the phylogeny reconstruction based on these medians. They also conjectured the same behaviour for other metrics. Hence, an alternative approach is to consider the CLOSEST problem for a fixed metric M , which aims to find a genome that minimizes the maximum distance to any genome in the input, which can be seen as finding a genome in the centre of all others, i.e., a genome corresponding to the radius of the input set. Lanctot et al. [20] studied the CLOSEST problem for strings under the Hamming distance, and settled that this problem is NP-hard even for binary strings. Popov [27] studied the CLOSEST problem on permutations regarding the swap operation, and showed that it is NP-hard. Cunha et al. [8] showed that the CLOSEST problem is NP-hard for some well-known genome rearrangement distances and FPT (*fixed parameterized tractable*) results were obtained for CLOSEST and MEDIAN problems regarding several metrics over permutations [10].

Results. Returning to trees, we present two approaches in order to compute distance between mutation trees. The first one, presented in Section 3.1, is when the height of the input trees is bounded and then the distance between trees becomes equivalent to the swap distance between permutations. The second

one, presented in [Section 3.2](#), is developed by considering general input trees and by defining the MAXIMUM COMMON ALMOST v -TREE problem we are able to develop the distance between trees in polynomial time. In [Section 4](#) we consider more general problems where the input consists of more than two trees and our goal is to determine the min-max (CLOSEST) and the min-sum (MEDIAN) tree solutions. We prove that both problems are NP-complete even if there are three input trees, and we develop algorithms to determine upper bounds on the solutions. Practical results are analysed in [Section 5](#). The details of some proofs can be found in [Appendix A](#) and [B](#). For the sake of readability, the results whose proofs are in the appendices are marked with ‘(★)’.

Relevance of the proposed approaches The approaches we propose stand out on addressing practical challenges in the context of cancer mutation trees. Specifically, we emphasize the development of efficient algorithms to compute distances between trees, resolve consensus problems (median and closest tree), and analyze variability within sets of mutation trees. These contributions are relevant for summarizing and understanding evolutionary patterns in cancer, offering a combination of theoretical rigor and practical application. A key aspect of this work lies in its exploration of specific operations on trees, distinguishing it from other foundational articles in the field.

Related works that explore measures between tree have also been proposed. Bryant [\[3\]](#) focused on classifying consensus methods based on other combinatorial properties, such as splits, clusters, and rooted triples. While Bryant’s work provides a theoretical framework for resolving conflicts among phylogenetic trees, it does not delve into specific tree operations or algorithms to compute distances. The work by Day and Sankoff [\[11\]](#) emphasizes character compatibility as a criterion for evaluating phylogenetic trees. Instead of defining tree transformations explicitly, their study focuses on theoretical complexity results, demonstrating that determining compatibility-based phylogenies is NP-complete. Similarly, Zhang and Shasha’s [\[30\]](#), explores tree edit operations such as insertions, deletions, and label substitutions to compute edit distances between ordered labeled trees.

2 Newick format and distance between trees

Each rooted tree is associated with a permutation through its bracket representation ([Figure 2](#)). The leaves are represented as integers and the hierarchy of the tree corresponds to the bracket pairs used to enclose the elements. This standard format for representing phylogenetic trees is the *Newick format*, where the leaves are usually annotated with taxa names. The tree representation may also include branch lengths or bootstrap values, though here we consider that all edges have the same length and focus on mutation trees that represent the set of tumour genotypes. The Newick representation is obtained by traversing the phylogenetic tree in postorder and following simple rules that allow for parsing a Newick string into the corresponding phylogenetic tree, and vice versa [\[6\]](#).

If two elements are enclosed in the same bracket, any ordering between them is associated with the same tree. Therefore, the distance between the trees in this

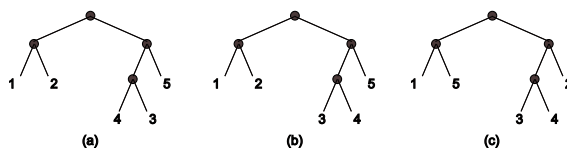


Fig. 2. Rooted trees and their Newick format strings of length 5. (a) Tree associated to $((1, 2)((4, 3)5))$, which is equal to the tree depicted in (b) associated to $((1, 2)((3, 4)5))$. Both trees are distinct to the tree depicted in (c) associated to $((1, 5)((3, 4)2))$.

case is equal to zero (as in Figure 2a and b). Given a sequence p described in the Newick format, the *length of p* is defined as the number of integers represented in p . The distance between two trees is denoted by $d(T_p, T_q)$.

DISTANCE BETWEEN TREES

Instance: Two trees, T_p and T_q , with associated Newick format sequences p and q , of the same length, and an integer k .

Question: is $d(T_p, T_q) \leq k$?

To establish a distance calculation between trees, the following steps are taken.

Observation 21 *It can be assumed that a pair of brackets contains at least two elements.*

As a direct consequence of constructing trees based on the Newick format, we have Proposition 1.

Proposition 1. *The number of internal nodes of a tree is equal to the number of bracket pairs.*

To determine the distance between T_p and T_q , we need to find the minimum number of operations over a tree to take T_p and transform into T_q . An *operation over a tree T_p* is defined as moving a subtree from its level to one step above or below in T_p . Such a subtree is either an internal node with all its descendants or a unique leaf node of T_p .

3 Distance between trees

Now we determine distance between trees by first considering trees with limited height and then defining a distance based on the subjacent problem we define as MAXIMUM COMMON SUBTREE.

3.1 Distance based on tree height

The height of a tree, denoted as $h(T)$, is defined as the number of edges in the longest path between the root and a leaf. To determine the distance between trees, we consider cases where $h(T)$ is bounded by fixed values. Specifically, we relate this metric to the swap distance between permutations when $h(T) = 2$ [8].

Proposition 2 (\star). *For any pair of trees T_p and T_q associated with Newick sequences p and q of the same length, if both $h(T_p)$ and $h(T_q)$ are both equal to 1, then $d(T_p, T_q) = 0$.*

As a consequence of Proposition 2, every pair of permutations $\pi, \sigma \in S_n$ satisfies $d(T_\pi, T_\sigma) = 0$, where S_n is the symmetric group of permutations of length n .

Permutations can also be represented by each element followed by its image. For example, given a set $\{1, 2, 3\}$, the sequence $(1\ 2\ 3)$ maps 1 to 2, 2 to 3, and 3 to 1, corresponding to the permutation $[2\ 3\ 1]$. This representation is not unique; for example, $(2\ 3\ 1)$ and $(3\ 1\ 2)$ are equivalent. Permutations are composed of one or more algebraic cycles, where each *algebraic cycle of a permutation* π is a representation of a domain i , followed by its image $\pi(i)$, followed by taking the image of $\pi(i)$ as the next element, i.e., $\pi(\pi(i))$, and so on. We continue this process until we reach a repeated element, which defines the permutation. We denote by $c(\pi)$ the number of algebraic cycles of π . For example, given $\pi = [3\ 2\ 4\ 1] = (1\ 3\ 4)(2)$, we have $c(\pi) = 2$. In general, when comparing two distinct permutations π and σ we may also compute the algebraic cycle in a same matter. An *algebraic cycle of a permutation π with respect to a permutation σ* is a representation of a domain $\sigma(i)$, followed by its image in π , continuing until we reach a repeated element. For example, given $\sigma = [2\ 4\ 1\ 3]$ and $\pi = [3\ 2\ 4\ 1]$, we have the following algebraic cycle $c(\pi, \sigma) = (2\ 3\ 1\ 4)$. Hence, $c(\pi) = c(\pi, \iota)$, where ι is the *identity permutation* $\iota = [1\ 2\ \dots\ n]$.

An exchange of elements involving elements a and b such that a and b are in the same cycle is an exchange that *breaks* the cycle in two, whereas if a and b belong to different cycles, the exchange of these elements *merges* the two cycles [12]. Thus, when considering the *swap* operation, which is an exchange of a pair of elements of a permutation, the *swap* distance between π and σ of length n is determined as $d_{\text{swap}}(\pi, \sigma) = n - c(\pi, \sigma)$, where $c(\pi, \sigma)$ is the number of algebraic cycles of π with respect to σ , and it can be computed in linear time.

Lemma 1 (\star). *Given a tree T_p of Newick the sequence p of length n , $h(T_p) \leq 2$ if and only if p is an algebraic cycle of a permutation of length n .*

Given a tree T_p with $h(T_p) = 2$, we denote π_p the permutation whose algebraic cycle is p .

Theorem 1 (\star). *If $h(T_p) = h(T_q) = 2$, then $d(T_p, T_q) = d_{\text{swap}}(\pi_p, \pi_q)$.*

3.2 Distance between trees according to common subtrees

Given a Newick sequence p and its tree T_p , we have a subtree of T_p as B_i^p , which is called a *bracket set*. All such sets are elements of \mathcal{B}^p . For convenience, we list the elements of a bracket set from top to bottom of a given tree T_p . For example, $p = ((1, 2)((4, 3)5))$ has $\mathcal{B}^p = \{B_1^p, B_2^p, B_3^p, B_4^p\}$, where $B_1^p = \{B_2^p, B_3^p\}$, $B_2^p = \{1, 2\}$, $B_3^p = \{B_4^p, 5\}$, $B_4^p = \{4, 3\}$.

Observation 31 *For any two bracket sets B_i^p and B_j^p that satisfy $B_i^p = \{B_j^p\}$, the bracket set B_j^p can be kept in p and B_i^p removed from p , which implies removing a bracket pair from p .*

Isomorphic trees. Given two sequences p and q , if there are bracket sets where $B_i^p = B_j^q$, then they correspond to the same subtree of T_p and T_q . Therefore, we say that $d(B_i^p, B_j^q) = 0$ since those subtrees of T_p and T_q are equal.

Theorem 2 (\star). *Given T_p and T_q , it can be decided in polynomial time whether $d(T_p, T_q) = 0$.*

Given two isomorphic trees T_p and T_q , where p and q have the same length, to determine $d(T_p, T_q)$, we need to find a function f that maps \mathcal{B}^p to \mathcal{B}^q such that if $B_i^p \neq B_j^q$ and $f(B_i^p) = B_j^q$, then we must count removals (or insertions) of elements in a bracket set by considering the paths of those elements through T_p . Thus, to determine the distance between T_p and T_q , the function f must be the one that minimizes the sizes of the paths of elements through T_p to transform into T_q .

An operation over a tree T_p can be viewed as moving a subtree from its level to one step above or below in T_p , where such a subtree can be an internal node with all its descendants or a unique leaf node of T_p . Therefore, the distance between T_p and T_q , given T_p and T_q trees of two sequences of the same length, is:

$$d(T_p, T_q) = \min_{f: \mathcal{B}^p \rightarrow \mathcal{B}^q} \left\{ \sum_{i,j} d(f(B_i^p), B_j^q) \right\}, \quad (1)$$

where B_i^p is associated to B_j^q , and $d(f(B_i^p), B_j^q)$ is the number of operations over T_p with respect to B_i^p and B_j^q .

Given, for instance, $p = ((1(2(3, 4)))(5, 6))$ and $q = ((1(2(5, 4)))(3, 6))$. The bracket set of p is $\mathcal{B}^p = \{B_1^p, B_2^p, B_3^p, B_4^p, B_5^p\}$, for $B_1^p = \{B_2^p, B_3^p\}$, $B_2^p = \{1, B_4^p\}$, $B_3^p = \{5, 6\}$, $B_4^p = \{2, B_5^p\}$, $B_5^p = \{3, 4\}$. The bracket set of q is $\mathcal{B}^q = \{B_1^q, B_2^q, B_3^q, B_4^q, B_5^q\}$, for $B_1^q = \{B_2^q, B_3^q\}$, $B_2^q = \{1, B_4^q\}$, $B_3^q = \{3, 6\}$, $B_4^q = \{2, B_5^q\}$, $B_5^q = \{5, 4\}$. Hence, let us consider $f(B_i^p) = B_i^q$, for $i = 1, \dots, 5$. Since $B_3^p \neq B_3^q$ and $B_5^p \neq B_5^q$, it is necessary to create paths taking the element 3 from B_5^p to B_3^q and taking the element 5 from B_3^p to B_5^q . Those paths are simulated in T_p first passing element 3 from B_5^p to B_4^p , and then from B_4^p to B_2^p , and then from B_2^p to B_1^p , and then from B_1^p to B_3^p , obtaining so far $((1(2(4)))(3, 5, 6))$. By applying four more operations to move element 5 from B_3^p to B_5^q we finally obtain T_q . Therefore, $d(T_p, T_q) \leq 8$.

Considering two isomorphic trees, after mapping the bracket sets we describe now how to move elements to distinct branches of a tree, illustrated in Figure 3(a). Given T_p and T_q isomorphic trees, suppose the root of T_p contains in one branch B_1 the elements a and b where b is more distant than a from the root, and in another branch B_2 it contains the elements c and d , where d is more distant than c from the root. In addition, a and b need to move from B_1 to B_2 , while c and d need to move from B_2 to B_1 . We move b to be at the same level as a , and then move both elements together to B_2 . Similarly, we move d to be at the same level as c , and then move both elements together to B_1 . If a and b are on the same level but are not children of the same node, both must be moved until they reach the closer common ancestor in the tree, and then both elements must be moved together. By applying such moves recursively, we determine the distance between two trees by the number of such moves. Figure 3(b) shows how to move elements from one branch to another. The process is initiated from the bottom up, with each layer defined in terms of the most distant leaf node of the root of the tree. All of the k elements ($v_1, v_2, \dots, v_{k-1}, v_k$) must be moved from B_1 to B_2 .

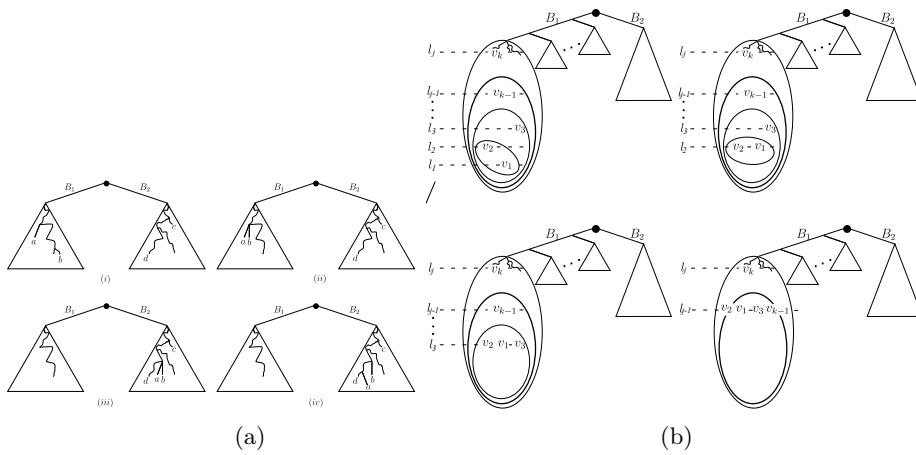


Fig. 3. (a) Illustration from (i) to (iv) of moves associated with elements a and b from B_1 to B_2 . The moves of c and d follow similarly. (b) Illustration of some moves associated with layers (l_i is the i th layer for $i = 1, \dots, J$), where in a bottom-up process we combine leaves from v_1 to v_k and move them all together from B_1 and B_2 .

General trees. In general, given two trees T_p and T_q , to determine $d(T_p, T_q)$, we first determine a variation of the MAXIMUM COMMON SUBTREE (MCS) between T_p and T_q , called $MCS(T_p, T_q)$. MCS is a restriction of the general and well-known MAXIMUM COMMON SUBGRAPH, a NP-complete problem, but MCS is solvable in polynomial time since the input graphs are trees [21].

When given a node v in a tree T , a subtree rooted in v with all of its descendant nodes is called a v -tree. It is important to note that a v -tree is a subtree of T , but not all subtrees of T rooted in v are v -trees. This is because a subtree may not include all nodes in a path between the root v and a leaf descendant of v in T .

Definition 1. An almost v -tree of a node $v \in T$ consists of:

1. Consider an internal node $v \in T$ with k children v_1, v_2, \dots, v_k . Hence, get its v -tree, and among the v_i -trees, for $i = 1, 2, \dots, k$, remove j of them, for $0 \leq j \leq k$. If $j = 0$, then no children were removed;
2. The resulting tree is denoted as $H_v^{v_1, \dots, v_j}$ of T , if v_1, \dots, v_j are the j children of v removed from the v -tree of T , for $j \in \{1, 2, \dots, k\}$. Additionally, $H_v^{v_0}$ indicates that no child was removed from the v -tree, i.e. $H_v^{v_0}$ is equal to the v -tree.

$H_v^{v_1, \dots, v_j}$ is an almost v -tree of v .

We aim to determine the MAXIMUM COMMON ALMOST v -TREE, which is a restriction of the MCS problem.

MAXIMUM COMMON ALMOST v -TREE (MCAT)

Instance: Two trees, T_p and T_q , with associated Newick format sequences p and q , of the same length.

Goal: Obtain $\text{MCAT}(T_p, T_q)$, which is an almost v -tree of T_p that is isomorphic to an almost v' -tree of T_q with the maximum number of leaves. The v -tree and v' -tree should contain the same set of leaves.

Since each x -tree has labelled leaves, it is important to note that the position of the leaves of the v -tree may not be the same as that of the v' -tree, even knowing that they have the same sets of leaves.

After obtaining a solution to the MCAT problem, we determine the distance between the v -tree and the v' -tree by determining $d(T_p[H_v^{v_1, \dots, v_j}], T_q[H_{v'}^{v'_1, \dots, v'_j}])$, which can be obtained from Equation 1. Then it is necessary to check whether the nodes v or v' were previously labeled. The presence of a label indicates that a contraction has already taken place with one of the two as a starting point. In the case that the node v has a label and v' does not, we must move all the nodes of $H_{v'}^{v'_1, \dots, v'_j}$ in T_q to have the node in T_q with the same label as v as the root of them. If the opposite is true, the same process must occur, we move all nodes of $H_v^{v_1, \dots, v_j}$ into T_p to have the node in T_p with the same label as v' as their root. In case both v and v' have different labels, we make this move based on the one that requires the least number of steps. Note that the value of $d(T_p[H_v^{v_1, \dots, v_j}], T_q[H_{v'}^{v'_1, \dots, v'_j}])$ must be increased by one unit for each step to move all nodes.

Finally, it is safe to reduce the input trees by contractions of $H_v^{v_1, \dots, v_j}$ in T_p and $H_{v'}^{v'_1, \dots, v'_j}$ in T_q (since, by definition, any other necessary move will not pass through these subtrees), which is a replacement of these trees as a node, denoted by $T_p/H_v^{v_1, \dots, v_j}$ and $T_q/H_{v'}^{v'_1, \dots, v'_j}$, respectively. Additionally, it is also necessary to label v and v' with some value not used before so we have an indication that the same contraction started from them. Figure 4 illustrates an example.

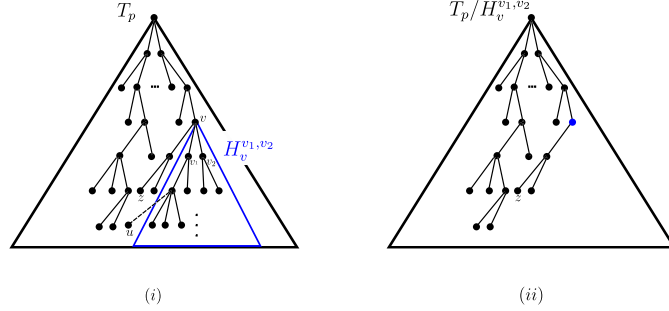


Fig. 4. (i) The solution tree for MCAT is shown in blue, with its root as node v , and v_1 and v_2 as its children. Note that there is no node u in T such that it is not in the solution and its path to reach v passes through a descendant of v . Therefore, the node u shown in the figure does not exist, so it is safe to contract the subtree in blue. (ii) The node in blue is the representative node of $H_v^{v_1, \dots, v_j}$ after its contraction. Moreover, each descendant of v that is not part of the MCAT solution keeps the same as in (i), as well as the node z .

Note that there is no leaf node in $T_p - H_v^{v_0, v_1, \dots, v_j}$ that should pass through any node in $H_v^{v_0, v_1, \dots, v_j}$ in order to be corrected with respect to T_q , because all descendants of the children of v that belong to $H_v^{v_0, v_1, \dots, v_j}$ also belong to $H_{v'}^{v'_0, v'_1, \dots, v'_j}$. Thus, the contraction operation preserves the distance between the trees, except for the internal operations in $H_v^{v_0, v_1, \dots, v_j}$, which must be transformed into $H_{v'}^{v'_0, v'_1, \dots, v'_j}$, because the unique leaves that must be corrected and pass through $H_v^{v_0, v_1, \dots, v_j}$ necessarily pass uniquely through v , which is represented by the identified node after contraction.

Now, let us describe how to obtain a solution of MCAT (in a top-down process):

1. For each node v of T_p , obtain the set S with some nodes which are children of v among v_1, v_2, \dots, v_k , if it is possible, in such a way that those $|S|$ chosen siblings correspond to $|S|$ sibling nodes in T_q , called S' . in such a way that there exists a bijection into S and S' by corresponding each v_i -tree to a v'_i -tree, where $v_i \in S$ and $v'_i \in T_q$. Note that each v_i -tree may have a different amount of leaves, each one with a different label, and even though a specific v_i -tree in T_p does not need to have the same leaves to its

corresponding isomorphic tree in T_q . However, all leaves in S must exist in the corresponding set in T_q .

2. The solution is the one with the maximum number of leaves.

Since for each node of T_p we have to compare its v -tree with all nodes of T_q , the running time is $O(n^2)$, where T_p and T_q contain $O(n)$ nodes. The complete strategy for computing the distance between two trees is described in [Theorem 3](#).

Theorem 3 (\star). *Given T_p and T_q , $d(T_p, T_q)$ can be determined in polynomial time.*

Note that if $H = T_p$, then $T_p \approx T_q$ (i.e. these trees are isomorphic), and [Equation 2](#) implies exactly [Equation 1](#).

Running times. If we are dealing with trees that have height equal to 2, then the distance can be computed analyzing the swap distance between the corresponding permutations, whose time complexity is linear, once the swap distance can be computed in linear time as well. Otherwise, the distances between trees is obtained by the recursive formula in the proof of [Theorem 3](#), which can be performed in $O(n^3)$ running time.

4 Consensus problems

The relationship between swap distances and trees of height 2 implies that the knowledge of some consensus problems can be stated directly when asking about trees. Popov [27] showed that SWAP-CLOSEST PROBLEM is NP-complete. Since each swap either breaks or merges cycles, a swap can be viewed as an operation on a tree of height 2. Hence, a permutation is a solution of SWAP-CLOSEST problem if and only if its cycle representation is a solution of the CLOSEST problem in the Newick format, as a consequence of [Theorem 1](#). Therefore, this implies [Theorem 4](#).

Theorem 4. *Deciding the CLOSEST problem of a set of trees is NP-complete, even if the height of the input trees is equal to 2.*

Now, regarding the MEDIAN problem we prove the following: the MEDIAN problem of a set of trees is NP-complete, even if there are three input trees. This restriction of the MEDIAN problem is what we call by TREE-MEDIAN₃. The hardness of TREE-MEDIAN₃ ([Theorem 6](#)) is obtained by a reduction from the BREAKPOINT-MEDIAN₃ problem considering instances that do not contain two consecutive breakpoints, which is a restriction that we show the hardness in [Theorem 5](#) of the general NP-complete BREAKPOINT-MEDIAN₃ problem [26]. Based on that, we show in [Theorem 7](#) that the CLOSET problem of a set of trees is NP-complete, even if there are three input trees. This problem is what we call by TREE-CLOSEST₃.

An *adjacency of a permutation π with respect to permutation σ* is a pair $(\pi[i], \pi[i+1])$ of consecutive elements in π such that this pair is also consecutive in

σ , i.e., $\pi[i] = \sigma[j]$ and $\pi[i+1] = \sigma[j+1]$. If a pair of consecutive elements is not an adjacency, then it is called a *breakpoint*, and we denote by $d_{\text{BP}}(\pi, \sigma)$ the number of breakpoints of π with respect to σ . The set $\text{Adj}(\pi)$ is the set of *adjacencies* of π , given by $\text{Adj}(\pi) = \{\{\pi[i], \pi[i+1]\} \mid i = 1, \dots, n-1\}$. Thus, in other words, the breakpoint distance between π and σ is $d_{\text{BP}}(\pi, \sigma) = |\text{Adj}(\pi) - \text{Adj}(\sigma)|$.

Theorem 5 (\star). $\text{BREAKPOINT-MEDIAN}_3$ is NP-complete, even for instances that do not contain two consecutive breakpoints.

Theorem 6. TREE-MEDIAN_3 is NP-complete, even for trees with height at most 2.

Proof. This is proved by a reduction from the $\text{BREAKPOINT-MEDIAN}_3$ problem restricted to instances that do not contain two consecutive breakpoints, which is NP-complete, as proved in Theorem 5. Let π_1, π_2, π_3 be an instance of $\text{BREAKPOINT-MEDIAN}_3$ satisfying the non-existence of two consecutive breakpoints. Assume, without loss of generality, that T_1 is a star tree associated to π_1 , i.e. there is a unique internal node father of all leaves which are elements of π_1 . Now, considering the breakpoints of π_2 with respect to π_1 , we obtain the following tree (see Figure 5 for an illustration):

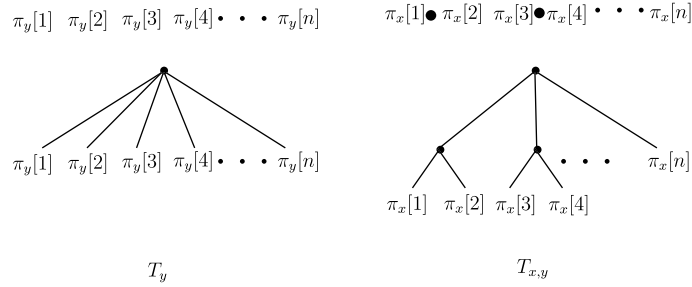


Fig. 5. In the left there is a permutation π_y with its corresponding tree T_y . In the right there is a permutation π_x with its breakpoints with respect to π_y , along with its tree $T_{x,y}$. Bullets between $\pi_x[1]$ and $\pi_x[2]$, also between $\pi_x[3]$ and $\pi_x[4]$ represent breakpoints between π_x and π_y .

Obtain a star tree rooted in a node v ; For each breakpoint $a b$ of π_2 with respect to π_1 , create a son u of v for which u is father of leaves a and b ; Call such a tree as $T_{2,1}$. Next, apply the same transformation among the other pair of permutations, obtaining them $T_{3,1}$ and $T_{2,3}$. By construction, each of such trees has height at most 2.

Since each breakpoint of a permutation implies in a branch of a star tree containing the pair, and there are no two consecutive breakpoints among the permutations of the instance, then this implies that $d_{\text{BP}}(\pi_x, \pi_y) = d(T_{x,y}, T_y)$,

because for each breakpoint a b we must ascend it by applying one to become sons of the root v as in T_y , and neither a nor b forms another breakpoint with x and y . Since the breakpoint distances between permutations remain the same when looking at the trees we just obtained, we have that TREE-MEDIAN₃ is also NP-complete. \square

Now, we are able to relate MEDIAN and CLOSEST problems concerning to tree distances, for which is not possible to be obtained considering other genome rearrangement operation [8,10].

Theorem 7. TREE-CLOSEST₃ is NP-complete.

Proof. This is done by a polynomial transformation from the TREE-MEDIAN₃ problem. Let T_1, T_2 and T_3 be trees of TREE-MEDIAN₃ with n leaves each one. Hence all elements from 1 to n appears in every tree. First, we show in Fact 1 an upper bound on the distance between two trees.

Fact 1 Let h be height of two trees T_x and T_y with n leaves. Hence, $d(T_x, T_y) \leq 2nh$.

Proof. In order to transform T_x into T_y , for each leaf of T_x in the worst case we should move it be be sun of the root r_x and, after that, move it to become in a correct position as it is placed in T_y . Hence, we have applied at most $2h$ movements for each one of the n elements. \square

Now, we obtain a tree T'_x (illustrated in Figure 6(i)), for $x \in \{1, 2, 3\}$ as follows. Let r_x be the root of T_x with height h_x , then:

1. Create a path graph with $2nh_x + 1$ nodes, $p_x^1, \dots, p_x^{2nh_x+1}$.
2. For each node u of the path graph we created below, except for the last one $p_x^{2nh_x+1}$, add a pendant node, i.e. a leaf node u' whose father is u .
3. For each leaf $p_x^{i'}$, sun of a node p_x^i we have created below, set its label as $i + n$, for $i = 1, \dots, 2nh_x$.
4. Identify the nodes $p_x^{2nh_x+1}$ and r_x .

Now, considering T'_x and T'_y trees obtained from the previous procedure, we apply a *merge operation* of them into a unique tree $T'_{x,y}$ defined as follows (illustrated in Figure 6(ii)). Let p_x^1 and p_y^1 be the roots of T'_x and T'_y , respectively, then:

1. For each leaf i of T'_y , for $i = 1, \dots, 2nh_y + 1$, relabel it as $i + m_x$, where m_x is the number of leaves of T'_x , i.e. $m_x = 2nh_x + 1$.
2. Add an edge between p_x^1 and p_y^1 in such a way that p_x^1 is sun of p_y^1 .

The resulted tree is $T'_{x,y}$, containing all elements from 1 to $2n(h_x + h_y) + 2$.

Now, based on a general instance of the TREE-MEDIAN₃ we build a particular instance of TREE-CLOSEST₃ by a series of merge operations, and we prove an equivalence between the corresponding solutions, as described in Lemma 2.

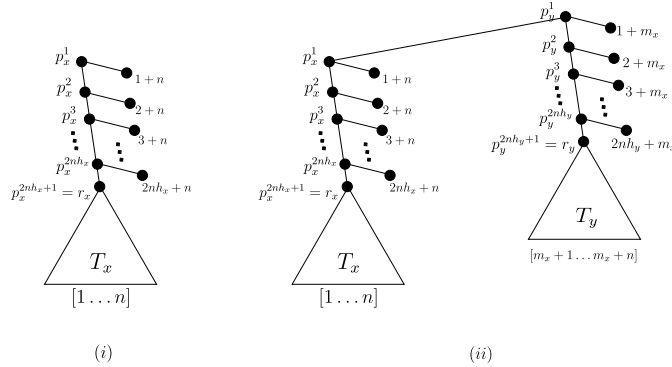


Fig. 6. (i) Construction of T'_x from the tree T_x with n leaves (with all elements from 1 to n) and height h_x . (ii) Tree obtained by the merge operation between T_x and T'_y , where p_y^1 is the rooted of the obtained tree $T'_{x,y}$.

Lemma 2. *Given three trees T_1, T_2 and T_3 , the tree T_σ is a solution of TREE-MEDIAN₃ if and only if the tree $T'_{\sigma,\sigma}$ is a solution of TREE-CLOSEST₃ for the trees $T'_{1,2,3}, T'_{2,3,1}$, and $T'_{3,1,2}$.*

Proof. Since trees $T'_{1,2,3}, T'_{2,3,1}$, and $T'_{3,1,2}$ are composed by three parts of merge operations and, since for each T_x we have added more than $2nh$ elements, based on Fact 1, it is less costly to work with each part separately than to move a whole tree to take place another position. Hence, each part can be treated separately without loss of optimality, and then there is a solution of TREE-CLOSEST₃ where all parts have the same solution T'_δ . Therefore, there is a tree $x \in \{T'_{1,2,3}, T'_{2,3,1}, T'_{3,1,2}\}$ such that $d(T'_{\delta,\delta,\delta}, x) = (T'_\delta, T'_1) + d(T'_\delta, T'_2) + d(T'_\delta, T'_3)$. Since we want T'_δ such that $d(T'_{\delta,\delta,\delta}, x)$ is minimized, we want δ such that $d(T'_\delta, T'_1) + d(T'_\delta, T'_2) + d(T'_\delta, T'_3)$ is minimized. Hence, this happens if and only if $T'_\delta = T_\sigma$, where T_σ is solution of TREE-MEDIAN₃. \square

Hence, Lemma 2 concludes the proof. \square

Approaches considering FPT (*fixed parameterized tractable*) algorithms for SWAP-CLOSEST have been proposed in [10], such as the non-existence of polynomial kernels parameterized by the target distance d and an $\mathcal{O}^*(d)^{\mathcal{O}(d)}$ running time algorithm, where $\mathcal{O}^*(f(n))$ is used to say that there exists an algorithm that runs in time $\mathcal{O}(f(n)) \cdot \text{poly}(n)$, where $\text{poly}(n)$ is a polynomial function in n . Since the equivalence between tree distances with height equal to 2 and swap distances between the corresponding Newick format of the trees, these previous results considering FPT approaches can also be stated for CLOSEST problem with trees of height equal to 2. Considering the MEDIAN problem, it is a long open problem the decision of SWAP MEDIAN, even when considering three input permutations. Based on that, polynomial kernel in [10] was developed and can be adapted for both consensus problems. Initially, to compute distances between trees, we considered two strings in the Newick format to represent two

trees as inputs. To study the CLOSEST and MEDIAN problems, we developed two algorithms, which we describe next, to analyze more than two input trees.

Generalizing the Maximum Common Almost v -tree. For the first algorithm, the approach is to generalize the MAXIMUM COMMON ALMOST v -TREE problem defined in Section 3.2 by now considering a set of $k \geq 2$ input trees. The main idea is to derive the MCAT of the set of k input trees. This is done by contracting the MCAT solution H in each input tree and simultaneously constructing the set H , part of the solution tree T^* , to the considered consensus problem. While the solution is not yet complete, this previous step continues with the remaining trees.

A subtree H' that we get in an MCAT step is settled to be at a position of T^* as follows. Let v be the most frequent ancestral node of H' among the input trees: If v is already in T^* , then H' is settled to be a descendent of v in T^* ; If v is not yet been included in T^* , we add H' to an auxiliary set that will be included in T^* as soon as v is placed in that set. Finally, for each solution subtree H' of an MCAT step, we set the values of its leaves in the solution tree T^* to be in the same order as the most frequent order among the input subtrees H' .

We will now argue that the most frequent ancestral node of H' among the input trees belongs to the solution tree T^* , and thus, such a node v can be considered the ancestral node of H' in T^* (as described above). Assume that H' is a solution of MCAT among all input trees. Furthermore, it is assumed that the most frequent ancestral node of H' is v , but that v does not belong to T^* . Since v appears over the input trees, it can be concluded that v is ancestral of a leaf that does not belong to H' . This leaf is denoted by i , with $i \in \{1, \dots, n\}$. Since i must belong to T^* , as it is a leaf, there must be a step of applying a MCAT over the remaining trees, after obtaining H' , that includes i in a solution.

We have obtained T^* which is candidate solution tree for the CLOSEST and the MEDIAN problems. This is achieved by taking the maximum distance between T^* and all input trees and the sum of the distances between T^* and the other trees, respectively.

Phylogenetic tree. A phylogenetic tree is a graphical representation, in the form of a tree, of the evolutionary relationships between biological entities, usually sequences or species [17]. Each leaf represents a distinct specie and each internal node of this tree represents the most common ancestor from all descendants from that point. Thus, the root node correspond to the most common ancestor of all the species leaves in the tree.

Based on this concept, the second algorithm takes as input k trees, where k is an arbitrary number, and try to replicate the same idea as the phylogenetic tree. Among all pairs of trees, select the one that is the closest pair between all. Let k_1 and k_2 be such a pair. After selecting both trees, replace it with another tree j that belongs to a shortest path between k_1 and k_2 , and $d(j, k_1) = d(j, k_2)$. The next step is to consider the tree j instead of k_1 and k_2 , and to select the closest pair among the reaming $k - 1$ trees. This process causes the number of inputs to decrease by one each time, and repeating it $k - 1$ times results in a

singular tree, which is the candidate solution tree for the CLOSEST and MEDIAN problems.

5 Experiments

5.1 Median and Closest

The experiments³ were made in a computer with 32 GB RAM and 66 GB HDD. The tests happened at a virtual machine with a common KVM having 4GiB Ram and 8 Intel(R) Core(TM) i7-8700 CPU @ 3.20GHz. The implementation for each algorithm described previously were made so we could compare the time to execute both of algorithms and the different solutions they give for the CLOSEST and MEDIAN problems.

We generated 100 distinct instances, where each instance contained 4 strings that described the trees based on the Newick format. These 100 instances were created for 2 sizes of trees, where the size is determined by the number of leaves. The selected values were 10 and 20. The height was limited at most $\log n$, where n is the number of leaves. We point out that for practical purposes, such as for Acute myeloid leukemia (AML) profiling, those AML mutation trees on selected panels of genes typically only have up to a dozen nodes [24, 28].

Table 1 (a) shows the results for the Generalized Maximum Common Almost v -tree and the Table 1 (b) the results for the algorithm based on the phylogenetic tree. The first column of both tables shows the number of leaves for the test; the second one is the average of the distances between the tree found by the algorithm and the lower bound given by the consequence of the triangle inequality and it says that the median f for the permutations $S = \{\pi_1, \pi_2, \dots, \pi_k\}$ satisfies $f \geq \frac{\sum_{x,y \in S, x < y} d(\pi_x, \pi_y)}{k-1}$; the last column shows the difference between the maximum distance of the tree found by the algorithm and the input trees and the maximum distance between all pairwise inputs over two (which is a lower bound on the CLOSEST problem [9]).

#leaves	Median	Closest	#leaves	Median	Closest
10	2.17	3.89	10	1.59	4.51
20	3.52	6.39	20	2.34	6.55

(a)

(b)

Table 1. Average results for both algorithms. Table (a) considers the generalized maximum common almost v -tree algorithm, while Table (b) considers the phylogenetic tree approach.

³ Implementations available at:

<https://github.com/ThiagoLNascimento/Tree-Distance-UFF-NIteroi-ETH-Zurich>.

5.2 Summarizing other methods via MCMC schemes

Now, we focus on the following constructive approach. Given a set of imperfect trees (recall that these are trees with false negative, false positive or missing data), we want to analyse if a consensus represents the ground truth better. This is done by generating single-cell type data and building a consensus from a set of trees generated through other well known approach that uses Markov chain Monte Carlo (MCMC) schemes [16].

In order to generate the set of trees, we have used SCITE, a software developed in [16] to compute the mutation history of somatic cells⁴. It is designed for reconstructing mutation histories of tumours based on mutation profiles obtained from single-cell exome sequencing experiments.

As input for SCITE, we have used the same 4 datasets they work on. The SCITE outputs a set of trees, each of them having a different size and a different amount of leaves. The four sets, called Hou18, Hou78, Navin, and Xu, comprise a total of 87 trees with 19 leaves, 6 trees with 79 leaves, 20 trees with 41 leaves, and 241 trees with 36 leaves, respectively. Note that since the sets of trees are largely different in size, the time to compute each of them varies greatly.

Because the number of missing values tends to be high, the position of some leaves is uncertain, therefore the solution for each dataset tends to have a high number of trees with each one.

Despite this, the internal structure are equal for most of them, and the cases that this is not true, the difference is very small, usually just one leaf in a different position. Another important detail in favour of the MCAT over the phylogenetic tree is that the former preserves the internal structure of the trees in greater quantity, so the solution is similar to the input, changing only the leaves to produce a better solution.

Using these sets of trees as input, we built a consensus tree based on the algorithms explained before. The results for the closest and the median are shown in Table 2.

Analysing the distances between all pairs in the input set, we observe that certain pairs are significantly distant from each other. This observation helps explain the high values obtained for the median problem, as the considerable disparities between these pairs contribute to the elevated results.

Table 2 is organized as follows: The first column lists the datasets used in the experiments. The second column presents the number of leaves in each tree, while the third column indicates the execution time for each algorithm. Similar to Table 1, the fourth column shows the number of leaves used in the test. The fifth column provides the average distance between the tree found by the algorithm and the lower bound derived from the triangle inequality. Finally, the last column displays the difference between the maximum distance of the tree found by the algorithm and the lower bound for the CLOSEST problem.

The phylogenetic tree algorithm requires significant computation time because it calculates the distance between each pair of input trees to identify the

⁴ Implementations available at:
<https://github.com/cbg-ethz/SCITE>.

Name	Time (s)	Median	Closest
Hou18	1.177	246.534	5.5
Hou78	0.024	41.599	24.0
Navin	31.017	104.315	16.5
Xu	0.3962	7633.35	33.0

(a)

Name	Time (s)	Median	Closest
Hou18	1091.734	166.534	3.5
Hou78	145.782	153.6	30.0
Navin	3754.927	326.368	8.5

(b)

Table 2. Average results for both algorithms using real datasets. Table (a) is for the Generalized Maximum Common Almost v -tree algorithm, while table (b) is for the phylogenetic tree. The dataset Xu is too large to use the phylogenetic tree algorithm, resulting in a large time to compute.

tree that lies halfway between them. In contrast, the MCAT algorithm is considerably faster.

Despite the median and closest values obtained by the MCAT being farther from the lower bound, MCAT remains a viable solution to the consensus problem. This is because it provides a better overall solution compared to using any of the input trees directly.

Figure 7 offers a clearer visual representation of the input trees and the solutions found by each algorithm, arranged in a grid format. For the Hou78 dataset, it is particularly evident that the phylogenetic tree solution occupies a more central position in the grid compared to the MCAT solution, highlighting the difference in their median values.

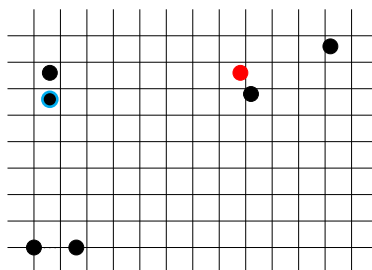


Fig. 7. Grid representation of the dataset Hou78. Nodes in black represent the input, the node in blue represent the solution found by the MCAT and the node in red the solution found by the phylogenetic tree. The node in black with border in blue represents that it is an input and the solution for the MCAT at the same time. The nodes are displayed in the grid based on the distances between each other.

6 Conclusion

Single-cell sequencing is technically challenging, has high noise and error rates in the data, and the solutions to the problem usually involve some form of probability and statistics. We introduce novel contributions, including efficient algorithms for handling tree distances under practical constraints like bounded height and noisy data, focusing on swap operations. It also provides a new approach to solving the median and closest tree problems, proven to be NP-complete, and validates these methods using both real and synthetic datasets. These methods allow our work to find consensus trees that summarize mutation trees effectively. By addressing domain-specific challenges in cancer research while maintaining broader applicability to phylogenetics and comparative genomics, our work bridges the gap between theoretical complexity and practical utility.

For future work, we aim to explore solutions leveraging artificial intelligence techniques, such as Hyperdimensional Computing (HDC), to perform pattern matching and summarize trees more effectively. By utilizing the learning paradigm offered by HDC, we intend to develop novel methods for analysing and synthesizing tree data.

The potential of HDC in genomic data analysis and pattern matching has been demonstrated in recent works. For example, GenieHD introduces a hardware-software co-design that leverages HDC to parallelize DNA pattern matching tasks, achieving significant speedups [18]. Similarly, a hyperdimensional genome analysis platform is proposed in [7], which maps genome sequences into high-dimensional space, enabling efficient sequence matching through parallel similarity searches. These studies provide a strong foundation for our proposed work, illustrating how HDC can be adapted to novel applications like tree summarization.

References

1. M. Bader. The transposition median problem is NP-complete. *Theor. Comput. Sci.*, 412(12-14):1099–1110, 2011.
2. D. Bryant. The complexity of the breakpoint median problem. *Centre de recherches mathématiques, Technical Repert*, 1998.
3. D. Bryant. A classification of consensus methods for phylogenetics. *DIMACS Series in Discrete Mathematics and Theoretical Computer Science*, 61:163–184, 2000.
4. D. M. Campbell and D. Radford. Tree isomorphism algorithms: Speed vs. clarity. *Mathematics Magazine*, 64(4):252–261, 1991.
5. A. Caprara. The reversal median problem. *INFORMS J. Comput.*, 15(1):93–113, 2003.
6. G. Cardona, F. Rosselló, and G. Valiente. Extended newick: it is time for a standard representation of phylogenetic networks. *BMC bioinformatics*, 9(1):1–8, 2008.
7. H. Chen, Y. Kim, E. Sadredini, S. Gupta, H. Latapie, and M. Imani. Sparsity controllable hyperdimensional computing for genome sequence matching acceleration. In *Proceedings of the IFIP/IEEE International Conference on Very Large Scale Integration (VLSI-SoC)*, pages 56–61. IEEE, 2023.

8. L. Cunha, P. Feijão, V. dos Santos, L. Kowada, and C. de Figueiredo. On the computational complexity of closest genome problems. *Discrete Applied Mathematics*, 274:26–34, 2020.
9. L. Cunha and F. Protti. Genome rearrangements on multigenomic models: Applications of graph convexity problems. *J. Comput. Biol.*, 26(11):1214–1222, 2019.
10. L. Cunha, I. Sau, and U. Souza. On the Complexity of the Median and Closest Permutation Problems. In *24th International Workshop on Algorithms in Bioinformatics (WABI 2024)*, volume 312, pages 2:1–2:23, Dagstuhl, Germany, 2024.
11. W. H. E. Day and D. Sankoff. Computational complexity of inferring phylogenies by compatibility. *Systematic Zoology*, 35(2):224–229, 1986.
12. G. Fertin, A. Labarre, I. Rusu, S. Vialette, and E. Tannier. *Combinatorics of Genome Rearrangements*. MIT press, 2009.
13. R. J. Gillies, D. Verduzco, and R. A. Gatenby. Evolutionary dynamics of carcinogenesis and why targeted therapy does not work. *Nature Reviews Cancer*, 12(7):487–493, 2012.
14. A. E. Gorbalenya and C. Lauber. Phylogeny of viruses. *Reference Module in Biomedical Sciences*, 2017.
15. M. Haghghi and D. Sankoff. Medians seek the corners, and other conjectures. In *BMC bioinformatics*, volume 13, pages 1–7. Springer, 2012.
16. K. Jahn, J. Kuipers, and N. Beerenwinkel. Tree inference for single-cell data. *Genome Biology*, 17(1):86, 2016.
17. P. Kapli, Z. Yang, and M. J. Telford. Phylogenetic tree building in the genomic age. *Nature Reviews Genetics*, 21(7):428–444, 2020.
18. Y. Kim, M. Imani, N. Moshiri, and T. Rosing. Geniehd: Efficient dna pattern matching accelerator using hyperdimensional computing. In *Proceedings of the IEEE/ACM Design Automation and Test in Europe Conference (DATE)*, pages 320–325. IEEE, 2020.
19. J. Kuipers, K. Jahn, and N. Beerenwinkel. Advances in understanding tumour evolution through single-cell sequencing. *Biochimica et Biophysica Acta (BBA)-Reviews on Cancer*, 1867(2):127–138, 2017.
20. J. K. Lanctot, M. Li, B. Ma, S. Wang, and L. Zhang. Distinguishing string selection problems. *Inf. Comput.*, 185(1):41–55, 2003.
21. A. Lozano and G. Valiente. On the maximum common embedded subtree problem for ordered trees. *String Algorithmics*, pages 155–170, 2004.
22. X. G. Luo, J. Kuipers, and N. Beerenwinkel. Joint inference of exclusivity patterns and recurrent trajectories from tumor mutation trees. *Nature Communications*, 14(1):3676, 2023.
23. N. McGranahan and C. Swanton. Biological and therapeutic impact of intratumor heterogeneity in cancer evolution. *Cancer Cell*, 27(1):15–26, 2015.
24. K. Morita, F. Wang, K. Jahn, T. Hu, T. Tanaka, Y. Sasaki, J. Kuipers, S. Loghavi, S. A. Wang, Y. Yan, et al. Clonal evolution of acute myeloid leukemia revealed by high-throughput single-cell genomics. *Nature Communications*, 11(1):5327, 2020.
25. S. Nik-Zainal, P. Van Loo, D. C. Wedge, L. B. Alexandrov, C. D. Greenman, K. W. Lau, K. Raine, D. Jones, J. Marshall, M. Ramakrishna, et al. The life history of 21 breast cancers. *Cell*, 149(5):994–1007, 2012.
26. I. Pe’er and R. Shamir. The median problems for breakpoints are NP-complete. In *Elec. Colloq. on Comput. Complexity*, volume 71, 1998.
27. V. Popov. Multiple genome rearrangement by swaps and by element duplications. *Theor. Comput. Sci.*, 385(1-3):115–126, 2007.

28. M. Schwede, K. Jahn, J. Kuipers, L. Miles, R. Bowman, T. Robinson, K. Furudate, et al. Mutation order in acute myeloid leukemia identifies uncommon patterns of evolution and illuminates phenotypic heterogeneity. *Leukemia*, pages 1–10, 2024.
29. G. Watterson, W. Ewens, T. Hall, and A. Morgan. The chromosome inversion problem. *J. Theor. Biol.*, 99(1):1–7, 1982.
30. K. Zhang and D. Shasha. Simple fast algorithms for the editing distance between trees and related problems. *SIAM Journal on Computing*, 18(6):1245–1262, 1989.

A Proofs deferred from Section 3

Proposition 2. *For any pair of trees T_p and T_q associated with Newick sequences p and q of the same length, if both $h(T_p)$ and $h(T_q)$ are both equal to 1, then $d(T_p, T_q) = 0$.*

Proof. Since the height of each tree is equal to 1, it follows from [Observation 21](#) that there is a unique bracket pair of the corresponding sequences. Thus, all elements belong to the same bracket, and then, any order of those integers associates to an equal tree, by construction. \square

Lemma 1. *Given a tree T_p of Newick the sequence p of length n , $h(T_p) \leq 2$ if and only if p is an algebraic cycle of a permutation of length n .*

Proof. On one hand, based on the hierarchy of the rooted tree T_p , the number of children the root has is the number of parenthesis pairs within the most external pair associated with the root node. Furthermore, each child of the root has a unique pair of brackets associated with it. Therefore, if $h(T_p) \leq 2$, then all leaves with the same parent correspond to an algebraic cycle. On the other hand, every algebraic cycle is associated with a subtree which is composed of a unique internal node and all others are leaves corresponding to the elements of the cycle. Therefore all cycles are children of a same internal node, and then $h(T_p) \leq 2$. \square

Theorem 1. *If $h(T_p) = h(T_q) = 2$, then $d(T_p, T_q) = d_{\text{swap}}(\pi_p, \pi_q)$.*

Proof. Since the heights of T_p and T_q are equal to 2, any operation on a tree has the effect of breaking one bracket pair or merging two brackets, as well as the effect of any swap operation in the corresponding algebraic cycles. Moreover, since two nodes can be children of the same node with any label, it is always possible to apply a viable swap in the corresponding order between p and q . \square

Theorem 2. *Given T_p and T_q , it can be decided in polynomial time whether $d(T_p, T_q) = 0$.*

Proof. In order to prove that we show the following lemma:

Lemma 3. *Let f be a function where $f : \mathcal{B}^p \rightarrow \mathcal{B}^q$. The function f is a bijection where $f(B_i^p) = B_j^q$ if and only if $d(T_p, T_q) = 0$.*

Proof. If there is a bijection $f : \mathcal{B}^p \rightarrow \mathcal{B}^q$ where $f(B_i^p) = B_j^q$, then every subtree of p is related to an equal subtree of q with the same elements, then for every B_i^p there is B_j^q where $d(B_i^p, B_j^q) = 0$. This implies that $d(T_p, T_q) = 0$. Conversely, if $d(T_p, T_q) = 0$ implies that every internal node i of p has a corresponding internal node j of q , where $B_i^p = B_j^q$. So this correspondence is a bijection where $f(B_i^p) = B_j^q$. \square

As a consequence of [Theorem 2](#), if $d(T_p, T_q) = 0$, then $T_p \approx T_q$, i.e. the corresponding trees are isomorphic. If this is the case, we should analyze whether every bracket set of p is equal to a bracket set of q . Since isomorphism of trees is determined in linear time [\[4\]](#), and finding two equal sets can also be determined in linear time, this concludes the proof. \square

Theorem 3. Given T_p and T_q , $d(T_p, T_q)$ can be determined in polynomial time.

Proof. We determine the distance between T_p and T_q by obtaining H being the solution of $\text{MCAT}(T_p, T_q)$. Hence:

$$d(T_p, T_q) = d(T_p[H], T_q[H]) + d(T_p/H, T_q/H) + |n(T_p) - n(T_q)|, \quad (2)$$

where $n(T_p)$ (analogously $n(T_q)$) is the number of nodes in T_p (in T_q), G/H_v is the resulting graph after contracting H_v . Since the set of leaves of $T_p[H]$ is equal to the set of leaves of $T_q[H]$, then Equation 2 calls Equation 1 to compute $d(T_p[H], T_q[H])$, and then we compute recursively the distance between T_p/H and T_q/H . In each call of the MCAT problem, a solution subtree H is an almost v -tree, which is common in both trees, hence with the same number of leaves and internal nodes. Thus, as a consequence of the MCAT problem, when the recursive call reaches a base case, there are $|n(T_p) - n(T_q)|$ internal nodes contained in T_p (in T_q) that are not contained in T_q (in T_p). For each of these nodes, it is necessary to perform an extra operation, removing one internal node in each of them (as illustrated in Figure 8).




Fig. 8. Base case of recursion considering T_p in (i) and T_q in (ii). After contracting H , there remains one internal node in (i) and three internal nodes in (ii), and then 2 operations must be applied.

Since a solution of MCAT can be determined in quadratic time and the recursion calls a MCAT solution at most $n(T_p)$ times, then we can compute the distance between the input trees in cubic running time, in worst case. \square

B Proof deferred from Section 4

Theorem 5. $\text{BREAKPOINT-MEDIAN}_3$ is NP-complete, even for instances that do not contain two consecutive breakpoints.

Proof. $\text{BREAKPOINT-MEDIAN}_3$ is NP-complete, proved independently by Bryant [2] and Pe'er and Shamir [26]. Now, we prove that this problem remains NP-complete if the input consists of three permutations that do not contain two consecutive breakpoints, which is done by a reduction from $\text{BREAKPOINT-MEDIAN}_3$. Let π_1, π_2, π_3 be permutations of length n which are input for $\text{BREAKPOINT-MEDIAN}_3$. For each permutation, we define an extension operation of such permutation by transforming it into another one by the following process: between any two consecutive elements $\pi_x[i]$, $\pi_x[i+1]$ add the pair of new elements $n+i$, $n+i+1$, for $i = 1, \dots, n-1$ and $x \in \{1, 2, 3\}$.

Each one of the three created has length $3n - 2$ and we have added $n - 1$ new adjacencies of the form $n + i, n + i + 1$, for $i = 1, \dots, n - 1$. As proved by Bryant [2], if an adjacency occurs in all of the input permutations, it occurs also in a solution of the BREAKPOINT MEDIAN problem, hence we have that the solution of BREAKPOINT-MEDIAN₃ will contain all of these new adjacencies we have just added. Moreover, a pair $\pi_x[i], \pi_x[i + 1]$ is a breakpoint for $x \in \{1, 2, 3\}$ if and only if $\pi_x[i], n + 1$ and $\pi_x[i + 1], n + i + 1$ are breakpoints in the extended permutations of π_x . Otherwise, if $\pi_x[i], n + 1$ is an adjacency it implies that there is a pair $\pi_y[i], n + 1$, for $y \neq x$, and then it must also have $\pi_y[i + 1], n + i + 1$, since $n + 1$ and $n + i + 1$ are placed together in the construction for all input permutations. Hence, any two permutations π_x and π_y has $d_{\text{BP}}(\pi_x, \pi_y) = k$ if and only if its extended permutations π'_x and π'_y has $d_{\text{BP}}(\pi'_x, \pi'_y) = 2k$. Based on that, we have that σ is a solution of BREAKPOINT-MEDIAN₃ with input π_1, π_2, π_3 if and only if its extended permutation σ' is a solution of BREAKPOINT-MEDIAN₃ of the input being obtained by extending the permutations π_1, π_2, π_3 . \square