

Charge-transport enhanced by the quantum entanglement in the Photosystem II reaction center

Ling-Fang Li,¹ Shun-Cai Zhao^{1,*} and Lu-Xin Xu¹

¹*Department of Physics, Faculty of Science, Kunming University of Science and Technology, Kunming, 650500, PR China*

Revealing the role of quantum entanglement in charge-transport in the Photosystem II reaction center (PSII RC) is of great significance. In this work, we theoretically demonstrate that the robust quantum entanglement provides regulatory benefits to the charge-transport via a quantum heat engine (QHE) model with two absorbed photon channels. The calculation results manifest that the dynamic charge-transport and the steady-state photosynthetic properties of the PSII RC were enhanced by the intensity of quantum entanglement. Insight into the role of quantum entanglement in photosynthesis could motivate new experimental strategies for biomimetic photosynthetic devices in the future.

PACS numbers: 42.50.Gy

Keywords: charge-transport; quantum entanglement; Photosystem II reaction center

I. INTRODUCTION

Recently, the mechanism of conversion efficiency close to one unit has attracted long-standing research interests[1–3] in photosynthesis, and more interests [4–6] were attracted by the charge-transport in photosynthetic pigment-protein complexes for decades. To unravel the role of physical realm in Photosystem II reaction center (PSII RC), ultrafast optics and nonlinear spectroscopy technique[7–9] were utilized to the process of charge transport in light-harvesting complexes. In particular, evidence of quantum coherence[10] has been presented, with the idea that nontrivial quantum effects may be at the root of its remarkable efficiency. Savikhin et al. observed the quantum beating in the pigment-protein complexes via the fluorescence anisotropy technique[11], as well as the long-lasting quantum beats provided direct evidence for survival of long-lived electronic coherence for hundreds of femtoseconds via the two-dimensional (2D) electronic spectra [12, 13] in the photosynthetic system, and the multi-dimensional spectroscopic measurements further demonstrated quantum coherences with timescales comparable to those of energy transfer processes[14] in photosynthetic light-harvesting complexes.

Following these, some more theoretical and experimental works have attempted to reveal the precise role of

quantum coherence in the light-harvesting complexes[7, 8, 10, 15–17] and have, perhaps surprisingly, found that environmental decoherence and noise plays a crucial role[5, 18, 19] in photosynthetic pigment-protein complexes. Dorfman et al.[5, 19] have verified that the noise-induced coherence in photosynthetic reaction centers, which is beneficial for increasing the photocurrent by at least 27% owing to the quantum interference[20], and some other works demonstrated that the output power can be also improved by the quantum coherence in the photosynthetic system[21].

More recently, the role of quantum coherence quantified by quantum entanglement, was demonstrated to exist in the process of excitation-energy transfer [22–25], and the quantum entanglement was considered as a natural feature of coherent evolution[26, 27] due to the observed results in complex non-equilibrium chemical and biological processes. Therefore, some theoretical methods were introduced to quantify entanglement in the light-harvesting complex[28]. Fassioli et al. showed the quantitative relationship between the entanglement distributions of the components of the Fenna-Matthew-Olson (FMO) complex[29]. However, the sensitivity of the entanglement dynamics have not been directly evaluated in the PSII RC, such as the dynamic energy flow and the steady-state photosynthetic properties via the QHE model[5, 6, 30, 31]. Then, these factors breed the present work with double photon-absorbing channels. This work will analysis the dynamic charge-transport and steady-state photosynthetic properties dependent on the inten-

* Corresponding author: zhaosc@kmust.edu.cn

sity of entanglement, and will try to motivate new experimental strategies for biomimetic photosynthetic devices in the future.

II. PHYSICAL MODEL AND SOLUTIONS

A. Theoretical Model

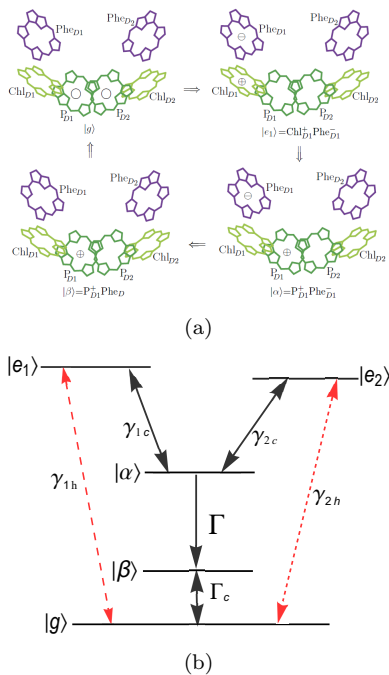


FIG. 1. (Color online) (a) Four typical states in the charge-transfer process (On the channel 1, $|g\rangle \leftrightarrow |e_1\rangle \leftrightarrow |\alpha\rangle \rightarrow |\beta\rangle \leftrightarrow |g\rangle$) of the six core-pigments in the PSII RC. $|g\rangle$, six pigments in neutral ground state. $|e_1\rangle = \text{Chl}_{D1}^+ \text{Phe}_{D1}^-$ after Chl_{D1} primary charge-transfer state when the electron donor rapidly loses an electron to the nearby electron acceptor molecule Phe_{D1} . $|\alpha\rangle = \text{P}_{D1}^+ \text{Phe}_{D1}^-$ charge-transfer state, after the positive and negative charges are spatially separated. $|\beta\rangle = \text{P}_{D1}^+ \text{Phe}_{D1}$, positively charged state, after an electron has been released from the system to perform work. (b) Corresponding five-level diagram of the photosynthetic QHE model with two photon-absorbing channels $|g\rangle$ to $|e_1\rangle$ and $|e_2\rangle$. γ_{1h} and γ_{2h} are the transition rates corresponding, $|\alpha\rangle$ is the charge separation state characterized by the transition rate γ_{1h} (γ_{2h}) from state $|e_1\rangle$ ($|e_2\rangle$) to state $|\alpha\rangle$, and the relaxation rate Γ to state $|\beta\rangle$, Γ_C is the relaxation rate to the ground state $|g\rangle$ of the system.

In order to analysis the effect of the quantum entanglement on charge-transport performance, we introduce a QHE model to describe the charge transfer process[32–34] in Fig.1. The typical PSII-RC found in purple bac-

teria and in oxygen-evolving organisms contains six pigment molecules aligned in two branches[35], which contains four chlorophylls (special pair P_{D1} and P_{D2} and accessory Chl_{D1} and Chl_{D2}) and two pheophytins (Phe_{D1} and Phe_{D2}) arranged in two branches[36].

As shown in Fig.1 (a), $|g\rangle$ denotes all six pigments in neutral ground state after an electron has been replenished at the special pair. $|e_1\rangle = \text{Chl}_{D1}^+ \text{Phe}_{D1}^-$ describes primary charge-transfer state after Chl_{D1} when the electron donor rapidly loses an electron to the nearby electron acceptor molecule Phe_{D1} . $|\alpha\rangle$ represents charge-transfer state $\text{P}_{D1}^+ \text{Phe}_{D1}^-$ with the positive and negative charges spatially separated. And $|\beta\rangle$ expresses positively charged state, $\text{P}_{D1}^+ \text{Phe}_{D1}$ after an electron has been released out of the system to perform work. Fig.1 (b) shows a five-level photosynthetic QHE model corresponding to Fig.1 (a). The charge transfer initiates the photon-absorbing from $|g\rangle$ to $|e_1\rangle$ and $|e_2\rangle$ with transition rates γ_{1h} and γ_{2h} , respectively. And the charge-separated processes $|e_1\rangle \leftrightarrow |\alpha\rangle \leftrightarrow |\beta\rangle$, $|e_2\rangle \leftrightarrow |\alpha\rangle \leftrightarrow |\beta\rangle$ take place at the rate γ_{1c} and γ_{2c} , respectively. The quantum entanglement may arise in these charge-separated processes. Physically, the quantum entanglement is a natural feature of coherent evolution. Therefore, the entanglement dynamics in this PSII RC can be considered a quantum interference effect[25] between above two charge-separated processes can be described by two charge-transfer states, $|e_1\rangle = \text{Chl}_{D1}^+ \text{Phe}_{D1}^-$ and $|e_2\rangle = \text{Chl}_{D2}^+ \text{Phe}_{D2}^-$, which starts with the initial state $|\Psi(0)\rangle = \frac{1}{\sqrt{2}}(|e_1\rangle - |e_2\rangle)$. For a bipartite entanglement between the two charge-transfer states, the standard measure for quantum entanglement, the concurrence[23, 37] is employed as follows,

$$\mathcal{C}_{12} = 2|\rho_{e_1 e_2}|, \quad (1)$$

During above two processes, the total photosynthetic power current $j = e\Gamma\rho_{\alpha\alpha}$ formed by the performing work at a rate Γ , drives the chain of chemical reactions from $|\alpha\rangle$ to $|\beta\rangle$ with e being the elementary electron charge. Finally, the electron returns to the neutral ground state $|g\rangle$ at the rate of Γ_C and emits phonons to complete the cycle.

With these knowledge, the integral Hamiltonian for the PSII RC plus the ambient environment can be represented by

$$\hat{H} = \hat{H}_S + \hat{H}_B + \hat{H}_{SB}, \quad (2)$$

where the electronic Hamiltonian with the energy E_i of the i th state is read as

$$\begin{aligned} \hat{H}_S = & E_0|g\rangle\langle g| + E_{e_1}|e_1\rangle\langle e_1| + E_{e_2}|e_2\rangle\langle e_2| \\ & + E_\alpha|\alpha\rangle\langle\alpha| + E_\beta|\beta\rangle\langle\beta|, \end{aligned} \quad (3)$$

Among Eq.(2), \hat{H}_B describes the Hamiltonian of the ambient thermal bath. Considering the weak coupling between the PSII RC and the ambient environment, the harmonic oscillator thermal bath model is generally introduced to describe the ambient environment as follows,

$$\hat{H}_B = \sum_k \hbar\omega_k \hat{a}_k^\dagger \hat{a}_k, \quad (4)$$

where \hat{a}_k^\dagger (\hat{a}_k) are the creation (annihilation) operator of the k th harmonic oscillator mode with its frequency ω_k . In Eq.(2), \hat{H}_{SB} describes the interaction Hamiltonian between the corresponding ambient reservoir modes and the PSII RC. Under the rotating-wave approximations, \hat{H}_{SB} is expressed as follows,

$$\begin{aligned} \hat{H}_{SB} = & \hat{V}_h + \hat{V}_c, \\ \hat{V}_h = & \sum_{i=1,2} \sum_k \hbar(\varepsilon_{ik} \hat{\sigma}_{gi} \otimes \hat{a}_k^\dagger + \varepsilon_{ik}^* \hat{\sigma}_{gi}^\dagger \otimes \hat{a}_k), \\ \hat{V}_c = & \sum_{j=1,2} \sum_k \hbar(\varepsilon_{jk} \hat{\sigma}_{\alpha j} \otimes \hat{b}_k^\dagger + \varepsilon_{jk}^* \hat{\sigma}_{\alpha j}^\dagger \otimes \hat{b}_k). \end{aligned} \quad (5)$$

where ε_{ik} (ε_{jk}) is the corresponding coupling-strength between the i (j)th ($i,j=1,2$) charge transfer process and the k th mode of ambient environment reservoir, and the transit operators are defined as $\hat{\sigma}_{gi} = |g\rangle\langle e_i|$, $\hat{\sigma}_{\alpha j} = |\alpha\rangle\langle e_j|$ ($i,j=1,2$) with \hat{a}_k^\dagger , \hat{b}_k^\dagger (\hat{a}_k , \hat{b}_k) being the creation(annihilation) operators of the k th reservoir mode, respectively.

B. Master equations for the PSII RC

Under the Born-Markov and Weisskopf-Wigner approximations in the Schrödinger picture, the PSII RC can be described by the master equation deduced by the conventional second-order perturbative treatment for \hat{V}_h and \hat{V}_c . Taking the Lindblad-type superoperators, the master equation is read as,

$$\frac{d\hat{\rho}}{dt} = -i[\hat{H}_S, \hat{\rho}] + \sum_{i,j=1,2} \mathcal{L}_{ijh}\hat{\rho} + \mathcal{L}_{ijc}\hat{\rho} + \mathcal{L}_{\Gamma C}\hat{\rho} + \mathcal{L}_{\Gamma}\hat{\rho}, \quad (6)$$

In Eq.(6), the first term on the right side describes the coherent evolution of the PSII RC, and the other four Lindblad-type superoperator terms are deduced with the following expressions,

$$\begin{aligned} \mathcal{L}_{ijh}\hat{\rho} = & \sum_{i,j=1,2} \frac{\gamma_{ijh}}{2} [(n_{ih} + 1)(\hat{\sigma}_{gi}\hat{\rho}\hat{\sigma}_{gj}^\dagger + \hat{\sigma}_{gj}\hat{\rho}\hat{\sigma}_{gi}^\dagger - \hat{\sigma}_{gj}^\dagger\hat{\sigma}_{gi}\hat{\rho} - \hat{\rho}\hat{\sigma}_{gj}^\dagger\hat{\sigma}_{gi}) \\ & + n_{ih}(\hat{\sigma}_{gi}^\dagger\hat{\rho}\hat{\sigma}_{gj} + \hat{\sigma}_{gj}^\dagger\hat{\rho}\hat{\sigma}_{gi} - \hat{\sigma}_{gj}\hat{\sigma}_{gi}^\dagger\hat{\rho} - \hat{\rho}\hat{\sigma}_{gj}\hat{\sigma}_{gi}^\dagger)], \end{aligned} \quad (7)$$

$$\begin{aligned} \mathcal{L}_{ijc}\hat{\rho} = & \sum_{i,j=1,2} \frac{\gamma_{ijc}}{2} [(n_{ic} + 1)(\hat{\sigma}_{\alpha i}\hat{\rho}\hat{\sigma}_{\alpha j}^\dagger + \hat{\sigma}_{\alpha j}\hat{\rho}\hat{\sigma}_{\alpha i}^\dagger - \hat{\sigma}_{\alpha j}^\dagger\hat{\sigma}_{\alpha i}\hat{\rho} - \hat{\rho}\hat{\sigma}_{\alpha j}^\dagger\hat{\sigma}_{\alpha i}) \\ & + n_{ic}(\hat{\sigma}_{\alpha i}^\dagger\hat{\rho}\hat{\sigma}_{\alpha j} + \hat{\sigma}_{\alpha j}^\dagger\hat{\rho}\hat{\sigma}_{\alpha i} - \hat{\sigma}_{\alpha j}\hat{\sigma}_{\alpha i}^\dagger\hat{\rho} - \hat{\rho}\hat{\sigma}_{\alpha j}\hat{\sigma}_{\alpha i}^\dagger)], \end{aligned} \quad (8)$$

$$\begin{aligned} \mathcal{L}_{\Gamma C}\hat{\rho} = & \frac{\Gamma_C}{2} [(N_C + 1)(2\hat{\sigma}_{g\beta}\hat{\rho}\hat{\sigma}_{g\beta}^\dagger - \hat{\sigma}_{g\beta}^\dagger\hat{\sigma}_{g\beta}\hat{\rho} - \hat{\rho}\hat{\sigma}_{g\beta}^\dagger\hat{\sigma}_{g\beta}) \\ & + N_C(2\hat{\sigma}_{\beta g}^\dagger\hat{\rho}\hat{\sigma}_{\beta g} - \hat{\sigma}_{\beta g}\hat{\sigma}_{\beta g}^\dagger\hat{\rho} - \hat{\rho}\hat{\sigma}_{\beta g}\hat{\sigma}_{\beta g}^\dagger)], \end{aligned} \quad (9)$$

$$\mathcal{L}_{\Gamma}\hat{\rho} = \frac{\Gamma}{2} (2\hat{\sigma}_{\beta\alpha}\hat{\rho}\hat{\sigma}_{\beta\alpha}^\dagger - \hat{\sigma}_{\beta\alpha}^\dagger\hat{\sigma}_{\beta\alpha}\hat{\rho} - \hat{\rho}\hat{\sigma}_{\beta\alpha}^\dagger\hat{\sigma}_{\beta\alpha}) \quad (10)$$

$\mathcal{L}_{ijh}\hat{\rho}$ in the expression (7) denotes the dissipative ef-

fect of the ambient environment photon reservoirs. And

$\gamma_{ih}=\gamma_{ih}$, $\gamma_{jh}=\gamma_{jh}$ are the spontaneous decay rates from the state $|e_i\rangle(i=1,2)$ to the neutral ground state $|g\rangle$ respectively. $\gamma_{ijh}=\gamma_{jih}$, the cross-coupling describes the effect of Fano interference. It is assumed that $\gamma_{ijh}=\sqrt{\gamma_{ih}\gamma_{jh}}(i,j=1,2)$ represents the maximal interference and $\gamma_{ijh}=0$ for the minimal interference. And $n_{ih}(i=1,2)$ denotes the average electron occupations on the corresponding charge separation state. The expression $\mathcal{L}_{ijc}\hat{\rho}$ describes the effect of the low temperature reservoirs with the average phonon numbers $n_{ic}=[\exp(\frac{E_{e_i}-E_{\alpha}}{k_B T_a})-1]^{-1}(i=1,2)$ and T_a being the ambient temperature. $\gamma_{ic}=\gamma_{ic}$, $\gamma_{jc}=\gamma_{jc}$ are the corresponding spontaneous decay rates from the state $|e_i\rangle(i=1,2)$ to state $|\alpha\rangle$. γ_{ijc} is the cross-coupling that repre-

sents the effect of Fano interference, which is defined by $\gamma_{ijc}=\gamma_{jic}=\gamma_{ijc}=\sqrt{\gamma_{ic}\gamma_{jc}}(i,j=1,2)$ with fully interference while $\gamma_{ijc}=0$ for no interference. Similarly, $\mathcal{L}_{\Gamma C}\hat{\rho}$ in expression (9) describes another interaction between the PSII RC and ambient environment with $\hat{\sigma}_{g\beta}=|\beta\rangle\langle g|$, where $N_C=[\exp(\frac{E_{\beta}-E_g}{k_B T_a})-1]^{-1}$ denotes the corresponding average phonon occupation numbers. The last term $\mathcal{L}_{\Gamma}\hat{\rho}$ describes a process that the PSII RC in state $|\alpha\rangle$ decays to state $|\beta\rangle$. It leads to the photosynthetic power current proportional to the relaxation rate Γ as defined before, and the operator $\hat{\sigma}_{\beta\alpha}$ is defined as $\hat{\sigma}_{\beta\alpha}=|\beta\rangle\langle\alpha|$. Thereupon, the elements of the density matrix ρ can be written as follows,

$$\begin{aligned}
\dot{\rho}_{e_1 e_1} &= -\gamma_{1h}[(n_{1h}+1)\rho_{e_1 e_1} - n_{1h}\rho_{gg}] - \gamma_{1c}[(n_c+1)\rho_{e_1 e_1} - n_c\rho_{\alpha\alpha}] \\
&\quad - \gamma_{12h}[(n_{1h}+1)Re[\rho_{e_1 e_2}] - \gamma_{12c}[(n_c+1)Re[\rho_{e_1 e_2}]], \\
\dot{\rho}_{e_2 e_2} &= -\gamma_{2h}[(n_{2h}+1)\rho_{e_2 e_2} - n_{2h}\rho_{gg}] - \gamma_{2c}[(n_c+1)\rho_{e_2 e_2} - n_c\rho_{\alpha\alpha}] \\
&\quad - \gamma_{12h}[(n_{2h}+1)Re[\rho_{e_1 e_2}] - \gamma_{12c}[(n_c+1)Re[\rho_{e_1 e_2}]], \\
\dot{\rho}_{\alpha\alpha} &= -\gamma_{1c}[(n_c+1)\rho_{e_1 e_1} - n_c\rho_{\alpha\alpha}] + \gamma_{2c}[(n_c+1)\rho_{e_2 e_2} - n_c\rho_{\alpha\alpha}] \\
&\quad + 2\gamma_{12c}[(n_c+1)Re[\rho_{e_1 e_2}] - \Gamma\rho_{\alpha\alpha}], \\
\dot{\rho}_{\beta\beta} &= \Gamma\rho_{\alpha\alpha} - \Gamma_C[(N_C+1)\rho_{\beta\beta} + N_C\rho_{gg}], \\
\dot{\rho}_{e_1 e_2} &= -\frac{\gamma_{1h}}{2}(n_{1h}+1)\rho_{e_1 e_2} - \frac{\gamma_{2h}}{2}(n_{2h}+1)\rho_{e_1 e_2} - \frac{\gamma_{12h}}{2}[(n_{1h}+1)\rho_{e_1 e_1} + (n_{2h}+1)\rho_{e_2 e_2}] \\
&\quad - n_{1h}\rho_{gg} - n_{2h}\rho_{gg} - \frac{\gamma_{1c} + \gamma_{2c}}{2}(n_c+1)\rho_{e_1 e_2} \\
&\quad - \frac{\gamma_{12c}}{2}[(n_c+1)\rho_{e_1 e_1} + (n_c+1)\rho_{e_2 e_2} - 2n_c\rho_{\alpha\alpha}].
\end{aligned} \tag{11}$$

where ρ_{ii} describe the diagonal element and ρ_{ij} is the non-diagonal element of the corresponding states.

III. RESULTS AND DISCUSSION

Instead of the investigation to the entanglement time evolution for various subsystems of the qubit network modeling the FMO complex[38], this work devotes into the influence of the intensity of entanglement on the photosynthetic performance, which will be quantitatively evaluated by the input power, population dynamics of the charge separate sate, j-V characteristic and output power. We recognize that the energy flux entering the PSII RC can be randomly modulated by the quantum

entanglement through the two photon-absorbing channels. Then, a simple probability and power condition is introduced to measure the input power U_m [6],

$$\rho_{e_1 e_1} U_1 + \rho_{e_2 e_2} U_2 = U_m \tag{12}$$

where $U_1 = E_1 n_{1h}$ and $U_2 = E_2 n_{2h}$ with E_1 and E_2 are the excitation energies of the two states $|e_1\rangle$, $|e_2\rangle$. And the voltage corresponding to the current is defined as the chemical potential difference between the two states $|\alpha\rangle$ and $|\beta\rangle$, which can be expressed as $eV = E_{\alpha} - E_{\beta} + k_B T_a \ln(\frac{\rho_{\alpha\alpha}}{\rho_{\beta\beta}})$ with the steady-state solutions to Eq.(11) by the Boltzmann distribution. Then, the output power can be represented as $P=j \cdot V$ with

TABLE I. Model parameters used in the numerical calculations.

	Values	Units
$E_1 - E_\alpha$	0.2	eV
$E_\beta - E_g$	0.2	eV
γ_{1h}	0.62	eV
γ_{2h}	0.56	eV
γ_{1c}	0.22	eV
γ_{2c}	0.82	eV
Γ	0.56	eV
Γ_C	0.68	eV
n_{1h}	60	
n_{2h}	58	
T_a	300	K

the selected parameters from Table I for the proposed theoretical model.

In the following, the charge-transport performance dependent on the intensity of entanglement catches our interesting. In this context, the input power, population dynamics of the charge-transfer state, j-V characteristic and output power are proposed to be evaluated the photosynthetic performance, which will be modulated by the intensity of entanglement. Firstly, the dynamics evolution of the input power U_m was numerically plotted in Fig.2 with different entanglement intensities $\mathcal{C}_{12} = 0.04, 0.10, 0.16, 0.22$ and 0.28 .

As shown in Fig.2, the curves ascend to the peak values then descend quickly, and subsequently show the horizontal evolution characteristics in the time range of $[0, 50\text{fs}]$, and the values of input power U_m decrease with the increment of \mathcal{C}_{12} in the time range of $[0, 50\text{fs}]$. The physical significance in Fig.2 can be deduced from Eq.(12), which shows the value of Eq.(12) is proportion to the populations on the two charge-transfer states $|e_1\rangle$ and $|e_2\rangle$. The smaller U_m indicates less charges populated on the two charge-transfer states $|e_1\rangle$ and $|e_2\rangle$, which may mean two opposite possibilities of the charge populations. One is less charges transferred to the two charge-transfer states $|e_1\rangle$ and $|e_2\rangle$ due to the negative influence caused by the quantum entanglement, which may cause less efficient charge transport. If we turn our attention to the charge-transfer state $|\alpha\rangle = P_{D1}^+ \text{Phe}_{D1}^-$ in Fig.1(b), which is in the next stage of the two states $|e_1\rangle, |e_2\rangle$ in the total charge-transport process. Thence, the other possibility is the

higher charge-transport efficiency owing to more charges transferred to next charge-transfer state $|\alpha\rangle$. Therefore, it's hard to draw a conclusion about the explicit role of quantum entanglement in the charge-transport efficiency from Fig.2.

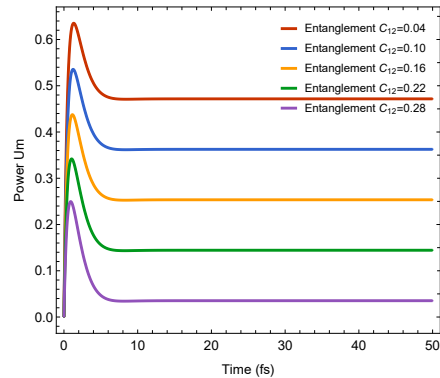


FIG. 2. (Color online) Dynamics evolution of the input power U_m influenced by different entanglement intensities with other parameters taken from Table I.

With the mentioned topic in mind, we investigate the population dynamics of the charge-transfer state $|\alpha\rangle = P_{D1}^+ \text{Phe}_{D1}^-$. The populations on state $|\alpha\rangle$ is illustrated in Fig.3 with the dynamic solutions to Eq.(11) and the same parameters to Fig.2. The curves in the range of $[0, 50\text{fs}]$ and its inset in the range of $[10, 50\text{fs}]$ in Fig.3 clearly display that the populations on state $|\alpha\rangle$ increase with the bipartite quantum entanglement in the time evolution. It means more charges transported to the state $|\alpha\rangle$ owing to the intensities of entanglement. This result answers the mentioned question raised by Fig.2, i. e., more charges are transported to the state $|\alpha\rangle$, and that brings about less populations on the charge-transfer states $|e_1\rangle$ and $|e_2\rangle$. It comes to that an efficient charge-transfer is achieved by the increasing entanglement intensities \mathcal{C}_{12} owing to the positive role of \mathcal{C}_{12} in the PSII RC.

As mentioned above, in PSII RC, the obtained dynamic photosynthetic properties are encouraging, while its steady-state photosynthetic characteristics is also worth of our attention. Therefore, the steady-state solutions to Eq.(11) were performed for the current j and the output power P in Fig.4 and Fig.5, respectively. As shown by the curves in Fig.4, the short-circuit currents j increase with entanglement intensities \mathcal{C}_{12} . It means that more photosynthetic energy will be exported by the PSII RC, and more efficient charge-transport efficiency was

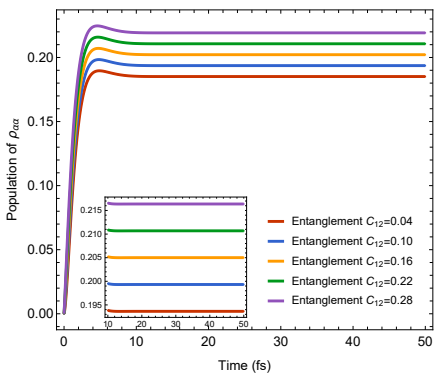


FIG. 3. (Color online) Population dynamics of the state $|\alpha\rangle = P_{D1}^+ Phe_{D1}^-$ with different quantum entanglement intensities at the room temperature. Other parameters are the same to those in Fig.2.

achieved when the PSII RC is accompanied by robust entanglement with two absorbing-photon channels.

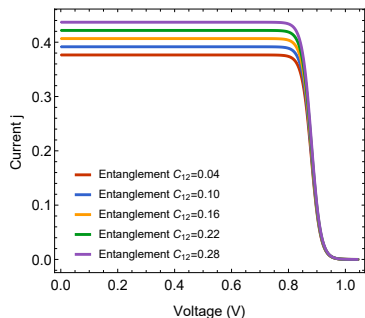


FIG. 4. (Color online) Current j as the function of effective voltage V at room temperature with different quantum entanglement intensities at the room temperature. Other parameters are taken from Table I.

Another key physical quantity, i.e., the output power P is often utilized to valuate the photosynthetic property in the process of photosynthesis. Then, in Fig.5 we plot the output power P versus the effective voltage V , and we still take the bipartite quantum entanglement $\mathcal{C}_{12} = 0.04, 0.10, 0.16, 0.22$ and 0.28 . The curves clearly show that the peak power P is gradually enhanced by the increment of quantum entanglement intensity \mathcal{C}_{12} when the PSII RC operates in the steady-state process. Then, this result in Fig.5 once again demonstrates that the photosynthetic properties are enhanced by the bipartite entanglement \mathcal{C}_{12} between two charge-transport states in the PSII RC.

Before concluding this paper, we would like to give some remarks on the above obtained results. Firstly, our current work focuses on the intensity of entangle-

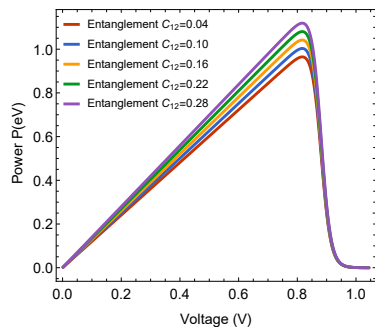


FIG. 5. (Color online) The output power P as a function of effective voltage V at room temperature with different quantum entanglement intensities at the room temperature. Other parameters are the same to Fig.4.

ment in the PSII RC, even though the influence of the entanglement was discussed both in the time evolution and in the steady-state, and some significant results were achieved in the PSII RC. Nevertheless, the effect of lifetime of entanglement on the charge-transport in the PSII RC is not mentioned in this work. Recent work shows that the two-dimensional (2D) electronic spectra technique is widely used to measure the lifetimes of quantum coherence[13, 14, 39]. Thus, some more interesting physical regime may be revealed when the entanglement lifetime is considered in our further work.

Secondly, the above obtained results could actually be seen as providing some potential experimental tests for efficient photosynthetic performance in PSII RC. However, considering its sensitivity and fragility to the precise evolution of the environment, accurate measurement of entanglement maybe difficult for an experiment in PSII RC. In order to solve this problem, some theoretical schemes for valuating the intensity of entanglement should be available for comparison, and in this respect the nature of the environment is central to the problem of charge-transport in PSII RC. Further studies are, however, required before any result can be accepted as conclusive on the functional and possibly beneficial role of entanglement in charge-transport in PSII RC.

IV. CONCLUSIONS

In conclusion, special attention is paid to the role of the intensity of entanglement in photosynthetic performance. We investigated the influence of quantum entanglement in the PSII RC, which is described by QHE

model with two absorbing-photon channels. The results display that the charge-transport efficiency evaluated by the input power and dynamic population on the charge-transfer state can be enhanced by the quantum entanglement intensity in the time evolution. Moreover, we have found that the photosynthetic performance characterized by current and output power can also benefit from quantum entanglement intensity under the steady condition.

V. ACKNOWLEDGMENTS

We offer our thanks for the financial support from the National Natural Science Foundation of China (Grant

Nos. 62065009 and 61565008), and Yunnan Fundamental Research Projects, China (Grant No. 2016FB009).

CONFLICT OF INTEREST

The authors declare that they have no conflict of interest. This article does not contain any studies with human participants or animals performed by any of the authors. Informed consent was obtained from all individual participants included in the study.

-
- [1] G. R. Fleming and M. A. Ratner. Grand challenges in basic energy sciences. *Physics Today*, 61(7):28, 2008.
- [2] A. C. Benniston and A. Harriman. Artificial photosynthesis. *Materials Today*, 11(26):26, 2008.
- [3] P. K. Ghosh, A. Y. Smirnov, and F. Nori. Quantum effects in energy and charge transfer in an artificial photosynthetic complex. *Journal of Chemical Physics*, 134(24):244103, 2011.
- [4] N. Lambert, Y. N. Chen, Y. C. Cheng, C. M. Li, G. Y. Chen, and F. Nori. Quantum biology. *Nature Physics*, 9(1):10, 2013.
- [5] K. E. Dorfman, D. V. Voronine, S. Mukamel, and M. O. Scully. Photosynthetic reaction center as a quantum heat engine. *PNAS*, 110(8):2746, 2013.
- [6] T. B. Arp, Y. Barlas, V. Aji, and N. M. Gabor. Natural regulation of energy flow in a green quantum photocell. *Nano Letters*, 16(12), 2015.
- [7] H. Van Amerongen, R. Van Grondelle, and L. Valkunas. *Photosynthetic Excitons*, volume 10.1142/3609. World Scientific Publishing Co. Pte. Ltd., 2000.
- [8] H. Lee, Y. C. Cheng, and G. R. Fleming. Growing-in of optical coherence in the fmo antenna complexes. *Science*, 316(5830):1462, 2007.
- [9] V. I. Prokhorenko, A. R. Holzwarth, F. R. Nowak, and T. J. Aartsma. Coherence dynamics in photosynthesis: Protein protection of excitonic coherence. *J. Phys. Chem. B*, 106(38):9923, 2002.
- [10] G. S. Engel, T. R. Calhoun, E. L. Read, T. K. Ahn, T. Mancal, Y. C. Cheng, R. E. Blankenship, and G. R. Fleming. Evidence for wavelike energy transfer through quantum coherence in photosynthetic systems. *Nature*, 446(7137):782, 2007.
- [11] S. Savikhin, D. R. Buck, and W. S. Struve. Oscillating anisotropies in a bacteriochlorophyll protein: Evidence for quantum beating between exciton levels. *Chemical Physics*, 223(2-3):303, 1997.
- [12] G. S. Engel, T. R. Calhoun, E. L. Read, T. K. Ahn, T. Mancal, Y. C. Cheng, R. E. Blankenship, and G. R. Fleming. Evidence for wavelike energy transfer through quantum coherence in photosynthetic systems. *Nature*, 446(7137):782, 2007.
- [13] H. G. Duan, V. I. Prokhorenko, R. J. Cogdell, K. Ashraf, A. L. Stevens, M. Thorwart, and R. J. D. Miller. Nature does not rely on long-lived electronic quantum coherence for photosynthetic energy transfer. *PNAS*, 114(32):8493, 2017.
- [14] L. L. Wang, M. A. Allodi, and G. S. Engel. Quantum coherences reveal excited-state dynamics in biophysical systems. *Nature Reviews Chemistry*, 3:477, 2019.
- [15] S. A. Miller, J. M. Womick, J. F. Parker, R. W. Murray, and A. M. Moran. Femtosecond relaxation dynamics of au25118 monolayer-protected clusters. *Journal of Physical Chemistry C*, 113(22):9440, 2009.
- [16] E. Collini and G. D. Scholes. Electronic and vibrational coherences in resonance energy transfer along mchppv chains at room temperature. *Journal of Physical Chemistry A*, 113(16):4223, 2009.
- [17] G. Panitchayangkoon, D. Hayes, K. A. Fransted, J. R. Caram, and G. S. Engel. Long-lived quantum coherence in photosynthetic complexes at physiological temperature. *PNAS*, 107(29):12766, 2010.
- [18] C. Creatore, M. A. Parker, S. Emmott, and A. W. Chin. Efficient biologically inspired photocell enhanced by delocalized quantum states. *Phys. Rev. Lett.*, 111:253601, 2013.

- [19] L. F. Li and S. C. Zhao. Influence of the coupled-dipoles on photosynthetic performance in a photosynthetic quantum heat engine. *Chin. Phys. B*, 30(4):6, 2021.
- [20] M. O. Scully, K. R. Chapin, K. E. Dorfman, M. B. Kim, and A. Svidzinsky. Quantum heat engine power can be increased by noise-induced coherence. *PNAS*, 108(37):15097, 2011.
- [21] A. A. Svidzinsky, K. E. Dorfman, and M. O. Scully. Enhancing photovoltaic power by fano-induced coherence. *Phys. Rev. A*, 84(5):6140, 2011.
- [22] R. Horodecki, P. Horodecki, M. Horodecki, and K. Horodecki. Quantum entanglement. *Review of Modern Physics*, 81(2):865, 2009.
- [23] M. Sarovar, A. Ishizaki, G. R. Fleming, and K. B. Whaley. Quantum entanglement in photosynthetic light-harvesting complexes. *Nature Physics*, 3(6):462, 2010.
- [24] J. Q. Liao, J. F. Huang, L. M. Kuang, and C. P. Sun. Coherent excitation-energy transfer and quantum entanglement in a dimer. *Phys. Rev. A*, 82:052109, Nov 2010.
- [25] Q. S. Tan and L. M. Kuang. Quantum dynamics of entanglement and single excitation transfer in lh1-rc-type trimer. *Communications in Theoretical Physics*, 58(9):359, 2012.
- [26] V. Vedral. Entanglement production in non-equilibrium thermodynamics. *Journal of Physics: Conference Series*, 143(1):012010, 2009.
- [27] M. Thorwart, J. Eckel, J. H. Reina, P. Nalbach, and S. Weiss. Enhanced quantum entanglement in the non-markovian dynamics of biomolecular excitons. *Chemical Physics Letters*, 478(4):234, 2009.
- [28] M. Sarovar, Y. C. Cheng, and K. B. Whaley. Environmental correlation effects on excitation energy transfer in photosynthetic light harvesting. *Phys. Rev. E*, 83(1):011906, 2011.
- [29] F. Fassioli and A. Olaya-Castro. Distribution of entanglement in light-harvesting complexes and their quantum efficiency. *New Journal of Physics*, 12(8):2307, 2010.
- [30] H. B. Chen, P. Y. Chiu, and Y. N. Chen. Vibration-induced coherence enhancement of the performance of a biological quantum heat engine. *Phys. Rev. E*, 94(5):052101, 2016.
- [31] M. Qin, H. Z. Shen, and X. X. Yi. A multi-pathway model for photosynthetic reaction center. *The Journal of Chemical Physics*, 144(12):625, 2016.
- [32] J. Kern and G. Renger. Photosystem II: Structure and mechanism of the water:plastoquinone oxidoreductase. *Photosynthesis research*, 94(2-3):183, 2007.
- [33] A. R. Croce and A. B. H. Van. Light-harvesting and structural organization of photosystem II: From individual complexes to thylakoid membrane. *Journal of Photochemistry and Photobiology B: Biology*, 104(1-2):142, 2011.
- [34] E. Romero, Ivo H. M. V. Stokkum, V. I. Novoderezhkin, J. P. Dekker, and R. V. Grondelle. Two different charge separation pathways in photosystem ii. *Biochemistry*, 49(20):4300, 2010.
- [35] V. I. Novoderezhkin, E. Romero, J. P. Dekker, and R. V. Grondelle. Multiple charge separation pathways in photosystem II: Modeling of transient absorption kinetics. *Chemphyschem A European Journal of Chemical Physics and Physical Chemistry*, 12(3):681, 2015.
- [36] M. Qin, H. Z. Shen, X. L. Zhao, and X. X. Yi. Effects of system-bath coupling on a photosynthetic heat engine: A polaron master-equation approach. *Phys. Rev. A*, 96(1):012125, 2017.
- [37] S. Hill and W. K. Wootters. Entanglement of a pair of quantum bits. *Phys. Rev. Lett*, 78(26):5022, 1997.
- [38] F. Caruso, A. W. Chin, A. Datta, S. F. Huelga, and M. B. Plenio. Entanglement and entangling power of the dynamics in light-harvesting complexes. *Phys. Rev. A*, 81(6):062346, 2010.
- [39] H. G. Duan, M. Thorwart, and R. J. D. Miller. Does electronic coherence enhance anticorrelated pigment vibrations under realistic conditions? *The Journal of Chemical Physics*, 151(11):114115, 2019.