

# Navigating Tomorrow: Reliably Assessing Large Language Models Performance on Future Event Prediction

**Petraq Nako**

University of Innsbruck  
Innsbruck, Austria  
petraq.nako@student.uibk.ac.at

**Adam Jatowt**

University of Innsbruck  
Innsbruck, Austria  
adam.jatowt@uibk.ac.at

## Abstract

Predicting future events is an important activity with applications across multiple fields and domains. For example, the capacity to foresee stock market trends, natural disasters, business developments, or political events can facilitate early preventive measures and uncover new opportunities. Multiple diverse computational methods for attempting future predictions, including predictive analysis, time series forecasting, and simulations have been proposed. This study evaluates the performance of several large language models (LLMs) in supporting future prediction tasks, an under-explored domain. We assess the models across three scenarios: Affirmative vs. Likelihood questioning, Reasoning, and Counterfactual analysis. For this, we create a dataset<sup>1</sup> by finding and categorizing news articles based on entity type and its popularity. We gather news articles before and after the LLMs training cutoff date in order to thoroughly test and compare model performance. Our research highlights LLMs' potential and limitations in predictive modeling, providing a foundation for future improvements.

## 1 Introduction

Artificial Intelligence (AI) has made significant progress in recent years, particularly with the development of large language models (LLMs). Their use is however still underexplored across many complex tasks. One of them is supporting future prediction. Accurately predicting the future is crucial for anticipating and preparing for likely outcomes. This capability enables individuals to take essential actions, and allows authorities to develop necessary policies and make well-informed decisions. For instance, a company's business strategy and profitability heavily rely on their ability to forecast future trends effectively. Similarly, large

organizations and governments continuously seek precise predictive tools and investors want to know most likely courses of actions before deciding to invest their money. In general, future forecasting is actually a quite common human activity, and LLMs deserve a closer investigation in this regard as a widely-used and disrupting technology.

Our research aims to understand the capability of LLMs in future forecasting and test diverse kinds of prompts to elucidate future-related content from parametric knowledge. For this, we first need to create a corresponding dataset. Prior investigations (Kanhubua et al., 2011; Jatowt and Au Yeung, 2011; Jatowt et al., 2013) found that future-related information is relatively abundant in the Web, in particular, in news articles. This led to the recent creation of relevant datasets. The FORECASTQA dataset, as described in (Jin et al., 2020), involves collecting news articles from LexisNexis, filtering out non-English texts from 2015 to 2019, and converting them into <Question, Answer, Timestamp> triples to address binary and multiple-choice forecasting questions. However, FORECASTQA faces issues of ambiguity and the lack of context due to its crowdsourced nature. To overcome these challenges, Zou et al. (2022) introduced the Autocast and IntervalQA datasets. Autocast includes True/False, Multiple-Choice, or Numerical forecasting questions, while IntervalQA comprises a large set of questions that only require numerical answers.

The problems with the above-mentioned datasets are that they are not anchored in time and the analyses made by their authors do not respect time overlap. In consequence, it is unclear if the models tested on these datasets have not already seen the events to be forecasted. Hence, to assure trustworthy analysis, we create a dataset that clearly indicates the time of each question as well as the occurrence time of forecasted events, and we select LLMs whose training cut-off days are before

<sup>1</sup>The dataset and all the code will be released after paper publication.

the time when the events to be predicted occurred. We collect and categorize news articles by entity type and popularity, and then generate forecasting questions based on those events. This dataset helps evaluate underlying biases in the models and their forecast accuracy. We also split the news in our dataset into articles published before and after the LLMs' training dates to compare performance on probably "familiar" versus new information. Additionally, we generate negative instances to test the models' ability to distinguish real from fabricated events that did not occur.

We then proceed to analyze LLM's capabilities in supporting forecasting of events. Our analysis involves three main scenarios: **Affirmative vs. Likelihood questioning, Reasoning, and Counterfactual analysis**. The Affirmative vs. Likelihood scenario compares the effectiveness of direct questions with likelihood-based questions. The Reasoning scenario examines whether incorporating logical reasoning into the prediction process can improve the models' performance. The Counterfactual analysis studies how sensitive the models are to slight changes in article details, testing LLMs' efficiency and adaptability.

Our findings reveal that *the Likelihood approach generally outperforms the Affirmative approach*, suggesting that probabilistic questioning provides a more nuanced understanding. *Incorporating reasoning improves recall rates but increases false positives*, highlighting a trade-off between precision and recall. The *Counterfactual analysis shows that models are sensitive to minor changes*, which significantly impact their performance. In general, our analysis enhances the understanding of LLMs in predictive modeling and lays the groundwork for future improvements.

## 2 Related Work

Artificial intelligence has advanced significantly with the introduction of Large Language Models (LLMs), bringing us closer to machines that understand and communicate like humans. As these models develop, their potential goes beyond text generation to include temporal reasoning, future extraction, and future prediction. The field started with early foundational works such as McCarthy and Hayes' situation calculus (McCarthy and Hayes, 1981) that concentrated on representing and reasoning about change over time, and Allen's Interval Algebra (Allen, 1983) which offered a framework

for understanding relationships between time intervals, such as before, after, and during. Then, later developments, including the TimeML framework (Pustejovsky et al., 2003a) and datasets like TimeBank (Pustejovsky et al., 2003b) integrated temporal reasoning into natural language processing (NLP). Evaluations using TIMEDIAL (Qin et al., 2021) and TimeQA (Chen et al., 2021) revealed the limitations of LLMs in capturing the subtle details of everyday events. The TempEval challenges Verhagen et al. (2007), Verhagen et al. (2010) and UzZaman et al. (2013) further facilitated developments in temporal reasoning by providing benchmarks for evaluating temporal information extraction systems. The recent overview of temporal commonsense reasoning including also the use of LLM approaches is available in (Wenzel and Jatowt, 2023).

An important challenge for large language models (LLMs) is extracting future-related information from large amounts of textual data. Regev et al. (2024) create an automated system for sifting through news articles to extract future-related content. Jatowt and Au Yeung (2011) propose a text-clustering algorithm to extract collective future expectations from large text collections. Jatowt et al. (2013) further the range to analyze future-related content in different languages, identifying cultural differences in future perception. Kawai et al. (2010) proposed a search engine for both future and past events that expands a user query by some typical expressions related to event information such as year expressions, temporal modifiers and context terms, and filters out noisy events. Other works include Dias et al. (2014), who explored the task of future retrieval (retrieving documents containing future-related information pertinent to user queries), and Kanazawa et al. (2011), who focused on improving information extraction for effective judgment of future outcomes. Additionally, Radinsky et al. (2008) utilized web search patterns for predicting news occurrences, and Nakajima et al. (2020) explored morphosemantic patterns for future predictions. Recent studies by Zou et al. (2022) and Kvamme et al. (2019) demonstrated also the potential of neural networks in future prediction, while Hu et al. (2017) introduced a context-aware model for generating short text predictions. Recently, Regev et al. (2024) proposed to extend the forecasting task to constructing future timelines as a timeline summarization problem (Yu et al., 2021).

There has been few works on predicting future

using LLMs (Li and Flanigan, 2024; Gwak et al., 2024; Jin et al., 2021; Yuan et al., 2023; Zou et al., 2022). Jin et al. (2021) introduced FORECASTQA, which redefines event forecasting as a question-answering task. Yuan et al. (2023) presented the ExpTime dataset in their "Back to the Future" study. According to the authors, the dataset improved LLMs' complex temporal reasoning and explainability capabilities.

The existing studies involving LLMs are however still scarce while the available datasets are subject to contamination issue due to the temporal overlap, i.e., the lack of alignment of LLMs' cut-off dates and the dates of event occurrences. In this work, we attempt to overcome those challenges. We provide a temporally anchored dataset along with the set of LLMs with known cut-off dates that do not interfere with the dataset temporality. We also conduct an indepth analysis of different prompt formats to improve LLMs forecasting.

### 3 Dataset

We developed a specialized dataset to assess how well large language models performed in the forecasting tasks. Our approach involved several methodical steps, each created to ensure the dataset's relevance and comprehensiveness. Figure 1 shows the pipeline of our dataset creation process, which we explain in detail in the following sections.

#### 3.1 Entity Gathering

The initial phase involved utilizing the Wikigold dataset (Balasuriya et al., 2009), a common resource for Named Entity Recognition (NER) tasks. Unlike conventional entity extraction processes, we did not extract entities directly from texts. Instead, we utilized the existing entity annotations provided in the Wikigold dataset, which includes a rich collection of pre-identified organizations, locations, and persons. These entities were then further adjusted and filtered to fit the specific requirements of our project, such as ensuring coverage within the context of predictive tasks. This approach eliminated the need for additional extraction models and focused on leveraging established resources for consistency. Wikigold dataset, which includes Wikipedia text, was chosen due to its representativeness of online content and the correspondence to Wikipedia page view analytics scores which we will use later. We collected available entities separating them into organizations, locations, and per-

sons. The initial dataset included 898 organizations, 1,014 locations, and 934 persons. After data filtering based on assuring the availability of corresponding news articles, these numbers were further reduced to 652 organizations, 504 locations, and 478 persons.

#### 3.2 Determining Entity Popularity

To evaluate how LLMs perform with entities of differing popularity, we measured the popularity of our entities using Wikipedia page view analytics (Wikimedia Foundation). By aggregating monthly page views from January 2020 to December 2023, we assigned a popularity score to each entity. This step was taken to make it possible to analyze whether LLMs perform differently on "popular" vs. "unpopular" entities. For instance, prominent entities with consistently high page views may benefit from more extensive representation in training datasets, while lesser-known entities might expose gaps in LLM generalization capabilities. In addition to calculating popularity scores, these analytics provided insights into broader trends, such as the relative visibility of different categories (e.g., organizations vs. persons). These patterns were critical in assessing potential biases in LLM predictions and their alignment with real-world prominence.

To create a balanced dataset, we categorized entities into popular and unpopular based on their popularity scores. Given the skewed distribution of popularity scores, we utilized the Interquartile Range (IQR) method to define the threshold score for this split. This approach ensured a reliable division by focusing on the middle 50% of data, thus providing a reliable threshold for categorization.

#### 3.3 Event Collection

One of the difficult parts of the dataset creation was gathering news articles about the events that were to be forecasted. Our search criteria were that the entity name should be mentioned in the news article's title. Articles that did not clearly reference the entities were excluded, ensuring that only relevant articles were included in the dataset. This filtering process helped eliminate noise and maintain the dataset's focus on meaningful relationships between entities and events. We collected articles published both before and after the LLMs' training cutoff dates to compare model performance on probably "familiar" versus novel events. Using free News API Providers like GDELT (GDELT Project),

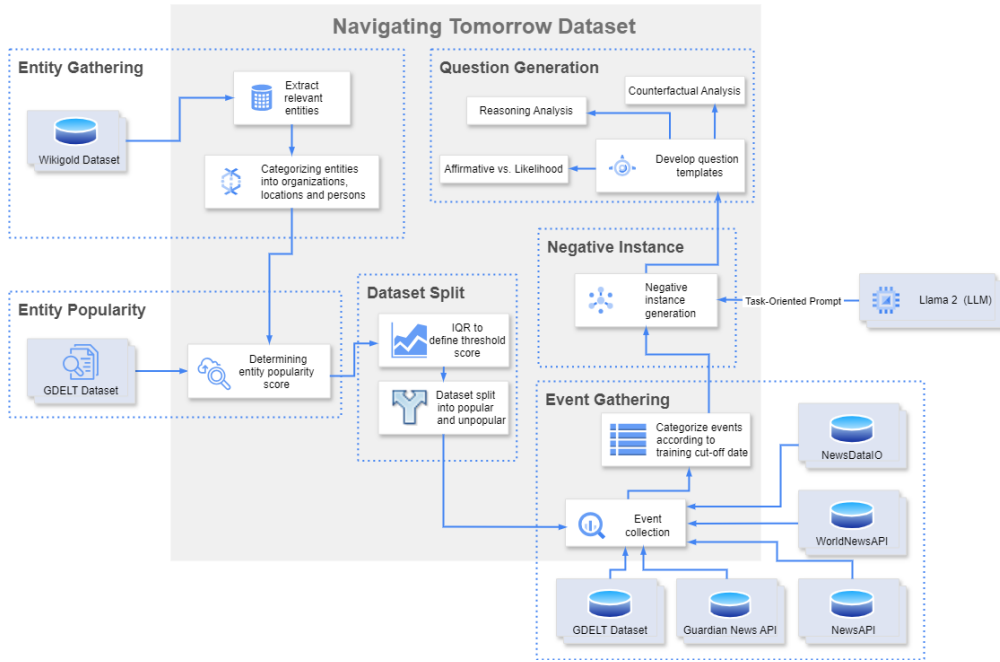


Figure 1: The pipeline of our dataset creation.

Guardian News API ([The Guardian](#)), NewsAPIAI ([News Api AI](#)), NewsAPIORG ([News Api](#)) and others, we collected articles about events related to the entities from our dataset. To manage the large volume of news articles collected during the dataset creation, we employed the Summarizer library which belongs to Transformers package and utilizes BERT ([Devlin et al., 2019](#)) for producing short extractive summaries. The model was not fine-tuned specifically for the future prediction task and only relied on its pre-trained capabilities for contextual understanding and creating summaries. A random sample of the summaries was later manually reviewed to ensure they accurately captured the essence of events related to the selected entities. The final dataset consists of over 5,000 future event summaries about 657 entities (194 organizations, 288 locations, and 175 persons) evenly split between true and fake events. The creation of fake future events is explained in the next subsection. Figure 2 provides a graphical overview of news article distribution by popularity and news article dates according to the LLMs’ training cut-off date.

### 3.4 Negative Instances

To be able to test the models’ ability to distinguish between real and fabricated events, we generated negative instances (fake news articles) using the Llama2 7b-chat-hf model ([Meta, 2023](#)). These articles were designed to mimic real news in style and content, creating a robust challenge

for the models. The generation process involved task-oriented prompts such as: "Generate three fake news articles related to [ENTITY], each with a short summary (max three sentences) and a randomly chosen date in early 2023 (format: DD.MM.YYYY)."

Hyperparameters included a temperature of 0.5 to balance creativity and coherence. Iterative runs ensured diversity in the generated articles. To verify non-authenticity, generated content was manually reviewed and cross-checked against news databases to confirm that no real-world counterparts existed. This rigorous process ensured that fabricated articles were indistinguishable from real news in style while remaining fictional.

### 3.5 Question Generation

The final step involved formulating questions based on the event descriptions provided in the collected news articles. This was important for evaluating the models’ predictive and reasoning capabilities using QA inputs. We first asked LLM (GPT 3.5) to generate a short (sentence-long) description (denoted as [EVENT]) of an event based on its summary. Based on those we then developed specific templates for different types of questioning:

1. Affirmative vs. Likelihood Question Templates
  - **Affirmative Question Template:** "Will the following event [EVENT] happen on

*[DATE (news' published date written as Month, YYYY)]? Please only answer with yes or no."*

- **Likelihood Question Template:** *"Is it likely that the following event [EVENT] will occur in [DATE (news' published date written as Month, YYYY)]? Please only answer with yes or no."*

## 2. Reasoning Question Template

This template asks the models not only to predict the occurrence of an event but also to provide a rationale for their prediction. The prompt was structured as: *"Is it likely that the following event [EVENT] will occur in [DATE (news' published date written as Month, YYYY)]? Please answer first only with yes or no. Then please explain shortly and concisely what made you decide on that answer."*

## 3. Counterfactual Question Template

For counterfactual analysis, we introduced two types of minor alterations to the event data:

- **Temporal Adjustments:** The year associated with an event was shifted by adding or subtracting 2–3 years. For example, an event originally occurring in 2021 might be altered to 2019 or 2023. This adjustment tested whether the models would maintain consistent predictions despite slight changes in timing.
- **Factual Alterations:** Certain details, such as financial figures or project scales, were modified in a controlled or random manner. For instance, "Company X reported a 20% increase in profits" was altered to "Company X reported a 15% decrease in profits." These changes were minimal enough to preserve the event's overall context but significant enough to test the models' sensitivity to factual variations. Importantly, such modifications were applied only to true events, while fabricated events (negative instances) were left unaltered to maintain their character.

Prompts were primarily run once; however, in cases where models did not respond appropriately

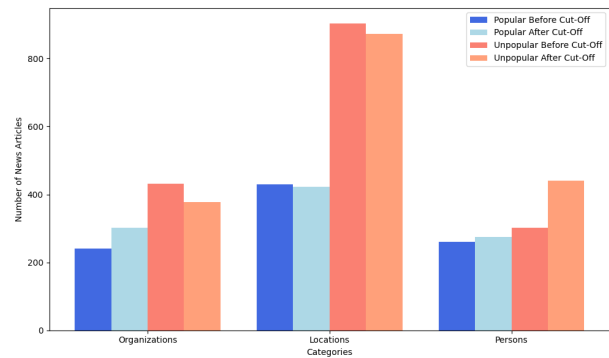


Figure 2: News article distribution before and after cut-off training date.

or failed to generate any answer, the questions were rerun until a valid response was obtained. Once a response was generated, we did not rerun the same question except for a small manual sample of the dataset. In these cases, the models consistently provided the same answers, indicating robustness for those specific instances. These templates were created to get different and detailed responses from the models, allowing us to comprehensively evaluate their ability to predict and reason. By using different types of questions, we aimed to see how well the models could make straightforward predictions, explain their reasoning, and respond to small changes in event details.

## 4 LLM Forecasting Analysis

### 4.1 Large Language Models

We examine the question-answering capabilities of LLMs using a variety of chosen models, each with distinct advantages based on their architectural differences and the training cut-off dates. Understanding the specifications and historical training context of these models is important for interpreting their performance and the relevance of their outputs to our dataset of news events, mostly dating after June 2023.

**Llama2 7b and 70b (Meta, 2023):** Llama2 models, developed by Meta, are among the most advanced LLMs. With parameters varying from 7 billion to 70 billion, they are specifically tuned for dialogue-based tasks. Their training cut-off date is July 2023.

**GPT-3.5 Turbo (Radford et al., 2018):** OpenAI's (OpenAI) GPT-3.5 Turbo is a generative pre-trained transformer model optimized for speed and coherence in conversation tasks. Utilizing diverse training data until September 2021, it is highly adaptable and capable of generating accurate re-

sponses across various topics and scenarios.

**Mistral 7b** (MistralAI Team, 2023): Mistral 7b instruct is a high-performance model with 7 billion parameters, excelling in reasoning and code generation. It uses advanced techniques for faster inference and cost-effective sequence management. Its training cut-off date is September 2023.

**Mistral 8x7b** (MistralAI Team, 2024): The Mistral 8x7b model uses a Sparse Mixture of Experts (SMoE) architecture, with 8 feed-forward blocks per layer, allowing token interaction with different experts, optimizing performance and efficiency, and having the same training cut-off date as Mistral.

**Gemma 7b** (Gemma Team, 2024): Gemma 7b is part of Google's effort to create accessible yet powerful models that can be used in environments with limited computational resources. Despite its smaller size compared to some of the other models used in this study, Gemma 7b does not compromise performance. Launched in February 2024, this model serves as a crucial benchmark within our research to assess how models trained with slightly earlier data compare with those trained later in terms of understanding and predicting newer events

## 4.2 LLMs Question-Answering

To evaluate the predictive capabilities of the chosen LLMs, we designed three different question-answering approaches. Each approach was created to test different aspects of the models' performance, from straightforward predictions to more complex reasoning and adaptability to changes.

**Affirmative vs Likelihood Questioning:** This approach serves as the basic questioning strategy. It involves comparing direct affirmative questions with likelihood-based questions. The purpose is to determine which method generates more accurate predictions by assessing the models' ability to handle straightforward predictions versus probability-based evaluations.

**Reasoning Analysis:** In this approach, models are asked not only to predict the occurrence of an event but also to provide an explanation for their prediction. This helps assess the models' ability to reason and articulate their thought process giving insight into the models' deeper understanding of the events and their ability to generate coherent explanations.

**Counterfactual Analysis:** This method tests the models' sensitivity to minor changes in event details by presenting them with slightly altered

versions of the original events. The purpose is to evaluate how well the models can adapt to these variations and maintain accurate predictions. This approach is important for understanding the models' flexibility and robustness in dynamic scenarios.

## 4.3 Data Analysis Techniques

This section discusses the methodologies used to analyze data from large language model experiments, evaluating model accuracy and reliability, and understanding underlying patterns. Several statistical techniques and visualizations are used to provide a comprehensive view of both quantitative and qualitative aspects.

**Descriptive Statistics:** This method summarizes and organizes the dataset to give a clear overview of the models' responses. By categorizing responses by entity type (organizations, locations, persons) and popularity (popular, unpopular), we can analyze how the models perform across different groups. This helps identify patterns and trends in the data.

**Evaluation Metrics:** We utilize Precision, Recall, F1-Score, and Accuracy for determining the accuracy and reliability of the models in contextual processing and responding to our uniquely structured question templates.

# 5 Findings and Discussion

## 5.1 Findings

In this section, we present the primary outcomes derived from utilizing large language models (LLMs) to tackle a set of designed question templates that test their predictive and reasoning capabilities. The analysis is structured around three principal scenarios: Affirmative vs. Likelihood Questions, Reasoning Analysis, and Counterfactual Analysis.

### 5.1.1 Affirmative vs Likelihood Analysis

We evaluated model responses to both affirmative and likelihood questioning styles across various metrics to establish a baseline understanding of model performance. This analysis includes results both before (shown in Table 1) and after (shown in Table 2) the training cut-off date, examining how well the models could predict actual future events and their performance on events they may have "encountered" during training.

Model	Affirmative				Likelihood			
	Prec	Rec	F1	Acc	Prec	Rec	F1	Acc
Llama2 7b	0.651	<b>0.749</b>	0.693	0.633	<b>0.671</b>	0.721	<b>0.694</b>	<b>0.647</b>
Llama2 70b	0.964	0.069	0.128	0.478	<b>0.968</b>	<b>0.099</b>	<b>0.179</b>	<b>0.494</b>
Gemma 7b	0.758	<b>0.614</b>	<b>0.677</b>	<b>0.673</b>	<b>0.796</b>	0.517	0.623	0.655
GPT 3.5 Turbo	0.97	<b>0.125</b>	<b>0.219</b>	0.509	<b>0.991</b>	0.122	0.214	0.509
Mistral 7b	0.947	<b>0.129</b>	<b>0.226</b>	<b>0.509</b>	<b>0.983</b>	0.121	0.215	0.508
Mixtral 8x7b	0.538	0.024	0.046	0.437	<b>0.592</b>	<b>0.06</b>	<b>0.108</b>	<b>0.445</b>

Table 1: Performance comparison of **Affirmative vs. Likelihood** metrics for the before cut-off events.

We use the **"before"** scenario to assess baseline performance and test the hypothesis that models would perform better on events they might have been exposed to during training. In the **"before cut-off"** events, the likelihood questioning approach generally resulted in higher Precision across most models. This suggests that the likelihood format leads to more accurate predictions. For example, the Llama2 7b model showed a Precision of 0.671 in the likelihood scenario, indicating its effectiveness in making accurate likelihood predictions. However, Recall rates were often higher for the affirmative approach, indicating that while the likelihood format is more precise, it is less inclusive in identifying positive events. The Llama2 70b model, although it showed a lower Recall, demonstrated great Precision of 0.968, emphasizing its accuracy in predictions when it does classify an event as likely.

Model	Affirmative				Likelihood			
	Prec	Rec	F1	Acc	Prec	Rec	F1	Acc
Llama2 7b	0.660	<b>0.718</b>	0.682	0.617	<b>0.687</b>	0.711	<b>0.696</b>	<b>0.642</b>
Llama2 70b	0.932	0.046	0.087	0.446	<b>0.954</b>	<b>0.061</b>	<b>0.113</b>	<b>0.454</b>
Gemma 7b	0.723	<b>0.470</b>	<b>0.561</b>	0.584	<b>0.782</b>	0.438	0.554	<b>0.600</b>
GPT 3.5 Turbo	0.952	<b>0.059</b>	<b>0.109</b>	<b>0.452</b>	<b>0.977</b>	0.044	0.083	0.445
Mistral 7b	0.862	0.033	0.063	0.436	<b>0.958</b>	<b>0.041</b>	<b>0.077</b>	<b>0.0443</b>
Mixtral 8x7b	<b>0.733</b>	0.044	0.082	0.433	0.689	<b>0.084</b>	<b>0.148</b>	<b>0.442</b>

Table 2: Performance comparison of **Affirmative vs. Likelihood** metrics for the after cut-off events.

In the **"after cut-off"** scenario, intended to evaluate the true predictive capacity of the models, the preference for likelihood questioning was reinforced. For instance, Llama2 7b maintained its lead with the highest Accuracy of 0.642, underscoring its efficiency in handling real predictive tasks. The model not only held its ground in Precision and Recall but also saw an increase in its F1-Score, indicating an even more balanced performance when facing true predictions of future events. Across both scenarios, the likelihood approach consistently resulted in higher Precision, highlighting its effectiveness in making correct predictions and reinforcing its suitability for predictive tasks where minimizing false positives is essential.

## 5.1.2 Reasoning Analysis

Following the analysis of model performance across the Affirmative vs. Likelihood scenarios, we turn our attention to the added dimension of reasoning within the likelihood questioning framework, focusing on the "after cut-off" events. Recognizing the overall dominance of the Likelihood approach in initial assessments, all subsequent evaluations incorporate this format further to probe the models' analytical depth and predictive accuracy. The comparative analysis, presented in Table 3, examines how reasoning influences model responses. A notable aspect of this table is the presence of extreme values such as 0 and 1, in some metrics. These values arise from the models' definitive responses to the reasoning prompts. The integration of reasoning capabilities into the likelihood approach results in a trade-off between Precision and Recall. For example, Llama2 7b improves Recall but decreases Precision, leading to a marginal increase in false positives. Despite some instabilities in precision and recall, the addition of reasoning generally benefited the F1-Score, which balances these two metrics. For instance, Llama2 7b's F1-Score increased to 0.790, demonstrating a more effective balance between identifying true events and minimizing false positives.

Model	Likelihood				Likelihood + Reasoning			
	Prec	Rec	F1	Acc	Prec	Rec	F1	Acc
Llama2 7b	0.727	0.723	0.720	0.654	<b>0.695</b>	<b>0.921</b>	<b>0.790</b>	<b>0.695</b>
Llama2 70b	<b>0.976</b>	<b>0.055</b>	<b>0.102</b>	<b>0.413</b>	0.000	0.000	0.000	0.381
Gemma 7b	<b>0.835</b>	<b>0.454</b>	<b>0.578</b>	<b>0.601</b>	0.754	0.403	0.521	0.546
GPT 3.5 Turbo	<b>0.979</b>	0.044	0.082	0.406	0.932	<b>0.114</b>	<b>0.199</b>	<b>0.444</b>
Mistral 7b	<b>1.000</b>	0.030	0.057	0.399	0.885	<b>0.159</b>	<b>0.266</b>	<b>0.467</b>
Mixtral 8x7b	0.588	0.075	0.132	0.397	<b>1.000</b>	<b>0.025</b>	<b>0.049</b>	0.397

Table 3: Performance comparison of **Likelihood Approach** and **Reasoning Approach** metrics for the after cut-off events.

## 5.1.3 Counterfactual Analysis

Lastly, we explore how slight factual modifications influence model predictions through counterfactual analysis (shown in Table 4). This analysis focuses on how minor changes, such as altering dates or minor facts in true events, impact model predictions. The results show a general decline in performance metrics for counterfactual instances compared to standard positive instances, suggesting that models struggle to adapt to slight changes. For instance, the Llama2 7b model showed a significant drop in performance when faced with counterfactual scenarios, highlighting potential difficulties in adapting to deviations from their training data.

Model	Positive instances				Counterfactual instance			
	Prec	Rec	F1	Acc	Prec	Rec	F1	Acc
Llama2 7b	<b>0.709</b>	<b>0.700</b>	<b>0.699</b>	<b>0.636</b>	0.333	0.013	0.026	0.379
Gemma 7b	<b>0.817</b>	<b>0.478</b>	<b>0.574</b>	<b>0.590</b>	0.7884	0.185	0.288	0.448
GPT 3.5 Turbo	<b>0.750</b>	<b>0.041</b>	<b>0.077</b>	<b>0.400</b>	0.000	0.000	0.000	0.379

Table 4: Performance comparison between **Positive instances** and **Counterfactual instances** metrics.

This raises the question of whether being highly sensitive to small changes is an advantage or a disadvantage. This question is important for understanding whether being highly affected by small changes is an advantage, making the models more robust and flexible, or a disadvantage, meaning the models cannot handle slight variations well. Identifying whether this sensitivity is a strength or a weakness requires further research, highlighting an important area for future research to ensure the models can be effectively tuned for real-world application.

## 5.2 Interpretation of Results

Following the findings from the last section, we dive deeper into the different aspects of the models’ performance.

### 5.2.1 Before vs. After Categorization

The comparison between the before and after scenarios reveals some interesting trends. Figure 3 in Appendix shows the confusion matrices based on Llama2 70b, Gemma 7b, and GPT 3.5 turbo models. The models’ performance metrics show a general decrease in the after categorization scenario, albeit a slight one. This indicates that the models’ ability to predict future events is not significantly worse than their performance on potential training data events. However, the expected better results in the before scenario are notably absent, which is a somewhat surprising discrepancy to our initial hypothesis that the models would perform significantly better on events from their potential training data.

### 5.2.2 Popularity Categorization

Models demonstrated a slight preference for popular entities, but the difference in performance was not substantial. While popular entities showed marginally better Precision and Accuracy, this improvement was not consistent across all models. This suggests that the models handle both popular and unpopular entities with relatively equal proficiency, challenging the assumption that popularity significantly impacts performance.

Figure 4 in Appendix presents a visual overview

of correct and incorrect predictions in the popularity categorization for the Llama2 70b, Gemma 7b, and GPT 3.5 turbo models.

### 5.2.3 Entity Type Categorization

We finally focus on how the models perform across different entity types: organizations, locations, and persons. This analysis considers only the after scenario, examining how the models handle various types of events beyond their training cut-off date. The results reveal no clear preference for any specific type. Instead, the results vary between models. Some models performed consistently across organizations, locations, and persons, while others showed more variability. This suggests that model performance is influenced by their internal configurations and training rather than by the type of entity.

## 6 Conclusion

Future forecasting is daily activity of everyone. However, the forecasting abilities of LLMs have still not been adequately explored. In this research, we explored the predictive capabilities of various language models, focusing on their performance in different scenarios and approaches. The evaluations included different questioning approaches, temporal ranges, popularity, and entity types. The results showed that the Likelihood approach showed a slight edge in the affirmative vs. likelihood scenario, yet similar performances in the before and after cut-off training date scenarios. The Reasoning approach achieved higher recall rates yet with an increased rate of false positives, indicating a tendency to classify more events as positive. The Counterfactual approach highlighted a decline in performance, suggesting sensitivity to slight changes.

Our research contributes to the field of predictive modeling using LLMs, focusing on predictive tasks across various scenarios. We created a time-sensitive dataset for future prediction tasks, which serves as a basis for examining LLMs’ predictive capabilities and identifying areas needing further research. The dataset includes a diverse set of questioning scenarios providing a comprehensive view of LLMs’ performance across different types of predictive tasks, which are all temporally aligned with the cut-off dates of the tested models. The study also analyzed the dataset in different scenarios, to explore potential correlations between these factors and the models’ performance.



Our future research will focus on extending data collection and investigating event plausibility, refining temporal reasoning, and exploring models' sensitivity to slight changes. Investigating ethical considerations and guardrails that might affect predictions, along with automated predictive text generation, would further enhance the understanding and application of LLMs in predictive modeling tasks.

## Limitations

Throughout this study, several limitations and challenges shaped our approach and findings. The initial challenge was the limited background research specifically focused on future prediction tasks, which required us to adapt broader temporal reasoning literature, potentially introducing inconsistencies. During the dataset creation process, we faced significant obstacles due to restricted access to news archives, making it difficult to find plausible events for future prediction tasks. Large Language Models' ethical guardrails led to guarded responses, often defaulting to "no" for safety. This conservative approach impacted predictive capabilities research, leading to skewed results. Finally, there is a risk of bias incorporated in news articles that could take diverse forms (Färber et al., 2020).

## Ethics Statement

Our research leverages the GPT-3.5 turbo model, and other LLMs. We strictly adhere to the conditions set forth by these licenses. The datasets we use are sourced from repositories that permit academic use. To encourage ease of use and modification by the research community, we are releasing the artifacts developed during our study under the MIT license. Throughout the project, we have ensured that data handling, model training, and dissemination of results comply with all relevant ethical guidelines and legal requirements.

An important point to make is that using LLMs for forecasting needs to be accompanied by a careful consideration of the potential risks that may arise from acting on the generated forecasts. This applies not only to using LLMs but also to employing any forecasting tool.

Questions about future may have large range of diverse outcomes due to the large space of possible answers and their inherent uncertainty which can make them somehow more difficult to test, control and align with human values and expectations.

While this may be used to achieve sub-optimal performance, we do not believe this is a suitable attack vector to achieve harmful behavior.

## References

- James F Allen. 1983. Maintaining knowledge about temporal intervals. *Communications of the ACM*, 26(11):832–843.
- Dominic Balasuriya, Nicky Ringland, Joel Nothman, Tara Murphy, and James R. Curran. 2009. *Named entity recognition in Wikipedia*. In *Proceedings of the 2009 Workshop on The People's Web Meets NLP: Collaboratively Constructed Semantic Resources (People's Web)*, pages 10–18, Suntec, Singapore. Association for Computational Linguistics.
- Jia Chen, Qiang Ning, Jie Chen, and Dan Roth. 2021. *Timeqa: A question answering benchmark on temporal commonsense*. In *Proceedings of the 2021 Conference on Empirical Methods in Natural Language Processing*.
- Jacob Devlin, Ming-Wei Chang, Kenton Lee, and Kristina Toutanova. 2019. *Bert: Pre-training of deep bidirectional transformers for language understanding*. *arXiv preprint arXiv:1810.04805*.
- G. Dias, Ricardo Campos, and Alípio Mário Jorge. 2014. *Future retrieval: What does the future talk about?* In *Annual International ACM SIGIR Conference on Research and Development in Information Retrieval*.
- Michael Färber, Victoria Burkard, Adam Jatowt, and Sora Lim. 2020. A multidimensional dataset based on crowdsourcing for analyzing and detecting news bias. In *Proceedings of the 29th ACM international conference on information & knowledge management*, pages 3007–3014.
- GDELT Project. GDELT API. <https://blog.gdelproject.org/gdel-t-doc-2-0-api-debuts/>.
- Gemma Team. 2024. *Gemma: Open models based on gemini research and technology*. *Preprint*, arXiv:2403.08295.
- Daehoon Gwak, Junwoo Park, Minho Park, Chaehun Park, Hyunchan Lee, Edward Choi, and Jaegul Choo. 2024. *Forecasting future international events: A reliable dataset for text-based event modeling*. *Preprint*, arXiv:2411.14042.
- Linmei Hu, Juanzi Li, Liqiang Nie, Xiao-Li Li, and Chao Shao. 2017. What happens next? future subevent prediction using contextual hierarchical lstm. In *Proceedings of the Thirty-First AAAI Conference on Artificial Intelligence, AAAI'17*, page 3450–3456. AAAI Press.
- Adam Jatowt and Ching-man Au Yeung. 2011. *Extracting collective expectations about the future from large*

- text collections. In *Proceedings of the 20th ACM International Conference on Information and Knowledge Management, CIKM '11*, page 1259–1264, New York, NY, USA. Association for Computing Machinery.
- Adam Jatowt, Hideki Kawai, Kensuke Kanazawa, Katsumi Tanaka, Kazuo Kunieda, and Keiji Yamada. 2013. **Multi-lingual analysis of future-related information on the web**. In *2013 International Conference on Culture and Computing*, pages 27–32.
- Woojeong Jin, Rahul Khanna, Suji Kim, Dong-Ho Lee, Fred Morstatter, Aram Galstyan, and Xiang Ren. 2020. Forecastqa: a question answering challenge for event forecasting with temporal text data. *arXiv preprint arXiv:2005.00792*.
- Woojeong Jin, Rahul Khanna, Suji Kim, Dong-Ho Lee, Fred Morstatter, Aram Galstyan, and Xiang Ren. 2021. **ForecastQA: A question answering challenge for event forecasting with temporal text data**. In *Proceedings of the 59th Annual Meeting of the Association for Computational Linguistics and the 11th International Joint Conference on Natural Language Processing (Volume 1: Long Papers)*, pages 4636–4650, Online. Association for Computational Linguistics.
- Kensuke Kanazawa, Adam Jatowt, and Katsumi Tanaka. 2011. **Improving retrieval of future-related information in text collections**. In *2011 IEEE/WIC/ACM International Conferences on Web Intelligence and Intelligent Agent Technology*, volume 1, pages 278–283.
- Nattiya Kanhabua, Roi Blanco, and Michael Matthews. 2011. Ranking related news predictions. In *Proceedings of the 34th international ACM SIGIR conference on Research and development in Information Retrieval*, pages 755–764.
- Hideki Kawai, Adam Jatowt, Katsumi Tanaka, Kazuo Kunieda, and Keiji Yamada. 2010. Chronoseeker: Search engine for future and past events. In *Proceedings of the 4th International Conference on Ubiquitous Information Management and Communication*, pages 1–10.
- Håvard Kvamme, Ørnulf Borgan, and Ida Scheel. 2019. **Time-to-event prediction with neural networks and cox regression**. *Preprint*, arXiv:1907.00825.
- Changmao Li and Jeffrey Flanigan. 2024. **Future language modeling from temporal document history**. *Preprint*, arXiv:2404.10297.
- John McCarthy and Patrick J Hayes. 1981. Some philosophical problems from the standpoint of artificial intelligence. *Readings in artificial intelligence*, 4:431–450.
- Meta. 2023. **Llama 2: Open foundation and fine-tuned chat models**. *Preprint*, arXiv:2307.09288.
- MistralAI Team. 2023. **Mistral 7b**. *Preprint*, arXiv:2310.06825.
- MistralAI Team. 2024. **Mixtral of experts**. *Preprint*, arXiv:2401.04088.
- Yoko Nakajima, Michal Ptaszynski, Fumito Masui, and Hiroto Honma. 2020. **Future prediction with automatically extracted morphosemantic patterns**. *Cogn. Syst. Res.*, 59(C):37–62.
- News Api. News API Org. <https://newsapi.org/>.
- News Api AI. News API AI. <https://www.newsapi.ai/>.
- OpenAI. OpenAI. <https://openai.com/>.
- James Pustejovsky, Patrick Hanks, Roser Sauri, Andrew See, Robert Gaizauskas, Andrea Setzer, Dragomir Radev, Beth Sundheim, David Day, Lisa Ferro, et al. 2003a. The specification language timeml. In *The language of time: A reader*, pages 545–557. Oxford University Press New York.
- James Pustejovsky, Patrick Hanks, Roser Sauri, Andrew See, David Day, Lisa Ferro, Marcia Lazo, Andrea Setzer, and Beth Sundheim. 2003b. Timebank: An annotated research corpus of english. *Language resources and evaluation*, 37(4):245–268.
- Lianhui Qin, Bill Yuchen Lin, Elizabeth Boschee, and Xiang Ren. 2021. **Timedial: Temporal commonsense reasoning in dialog**. In *Findings of the Association for Computational Linguistics: ACL-IJCNLP 2021*.
- Alec Radford, Karthik Narasimhan, Tim Salimans, and Ilya Sutskever. 2018. **Improving language understanding by generative pre-training**.
- Kira Radinsky, Sagie Davidovich, and Shaul Markovitch. 2008. **Predicting the news of tomorrow using patterns in web search queries**. pages 363–367.
- Juwal Regev, Adam Jatowt, and Michael Färber. 2024. **Future timelines: Extraction and visualization of future-related content from news articles**. In *Proceedings of the 17th ACM International Conference on Web Search and Data Mining, WSDM '24*, page 1082–1085, New York, NY, USA. Association for Computing Machinery.
- The Guardian. The Guardian - Open Platform. <https://open-platform.theguardian.com/>.
- Naushad UzZaman, Hector Llorens, Leon Derczynski, James Allen, Marc Verhagen, and James Pustejovsky. 2013. Tempeval-3: Evaluating events, time expressions, and temporal relations. In *Second Joint Conference on Lexical and Computational Semantics (\*SEM)*, volume 2, pages 1–9. Association for Computational Linguistics.
- Marc Verhagen, Robert Gaizauskas, Frank Schilder, Mark Hepple, Graham Katz, and James Pustejovsky. 2007. Semeval-2007 task 15: Tempeval temporal relation identification. In *Proceedings of the 4th International Workshop on Semantic Evaluations*, pages 75–80. Association for Computational Linguistics.

Marc Verhagen, Roser Sauri, Tommaso Caselli, and James Pustejovsky. 2010. Semeval-2010 task 13: Tempeval-2. In *Proceedings of the 5th International Workshop on Semantic Evaluation*, pages 57–62. Association for Computational Linguistics.

Georg Wenzel and Adam Jatowt. 2023. [An overview of temporal commonsense reasoning and acquisition](#). *CoRR*, abs/2308.00002.

Wikimedia Foundation. Wikimedia REST API. [https://wikimedia.org/api/rest\\_v1](https://wikimedia.org/api/rest_v1).

Yi Yu, Adam Jatowt, Antoine Doucet, Kazunari Sugiyama, and Masatoshi Yoshikawa. 2021. [Multi-TimeLine summarization \(MTLS\): Improving time-line summarization by generating multiple summaries](#). In *Proceedings of the 59th Annual Meeting of the Association for Computational Linguistics and the 11th International Joint Conference on Natural Language Processing (Volume 1: Long Papers)*, pages 377–387, Online. Association for Computational Linguistics.

Chenhan Yuan, Qianqian Xie, Jimin Huang, and Sophia Ananiadou. 2023. [Back to the future: Towards explainable temporal reasoning with large language models](#).

Andy Zou, Tristan Xiao, Ryan Jia, Joe Kwon, Mantas Mazeika, Richard Li, Dawn Song, Jacob Steinhardt, Owain Evans, and Dan Hendrycks. 2022. [Forecasting future world events with neural networks](#). *Preprint*, arXiv:2206.15474.

## Appendix

Figure 3 displays confusion matrices of different models on the scenarios of before (upper row) and after (bottom row) cut-off dates of LLMs.

Figure 4 provides performance comparison of models with respect to the numbers of correct and incorrect predictions for the cases of popular entities (upper row of plots) and unpopular entities (bottom row of plots).

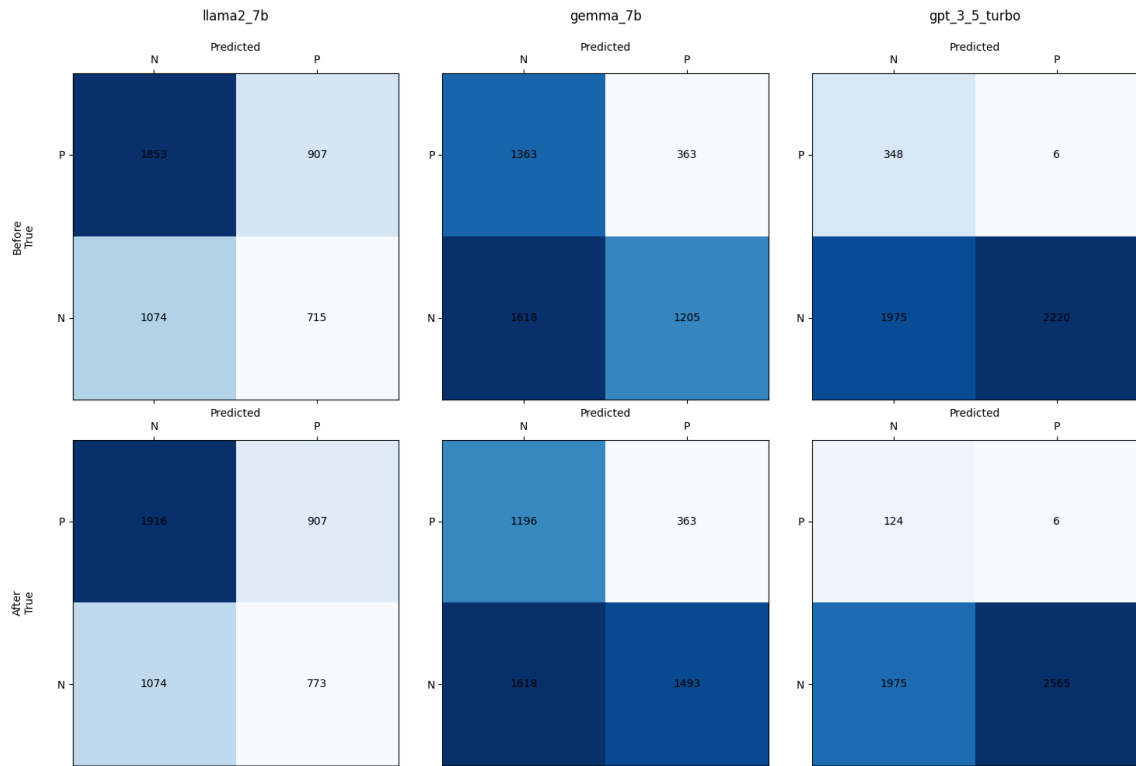


Figure 3: Confusion matrices of the **Before vs. After** categorization based on Llama2 70b, Gemma 7b, and GPT 3.5 Turbo models.

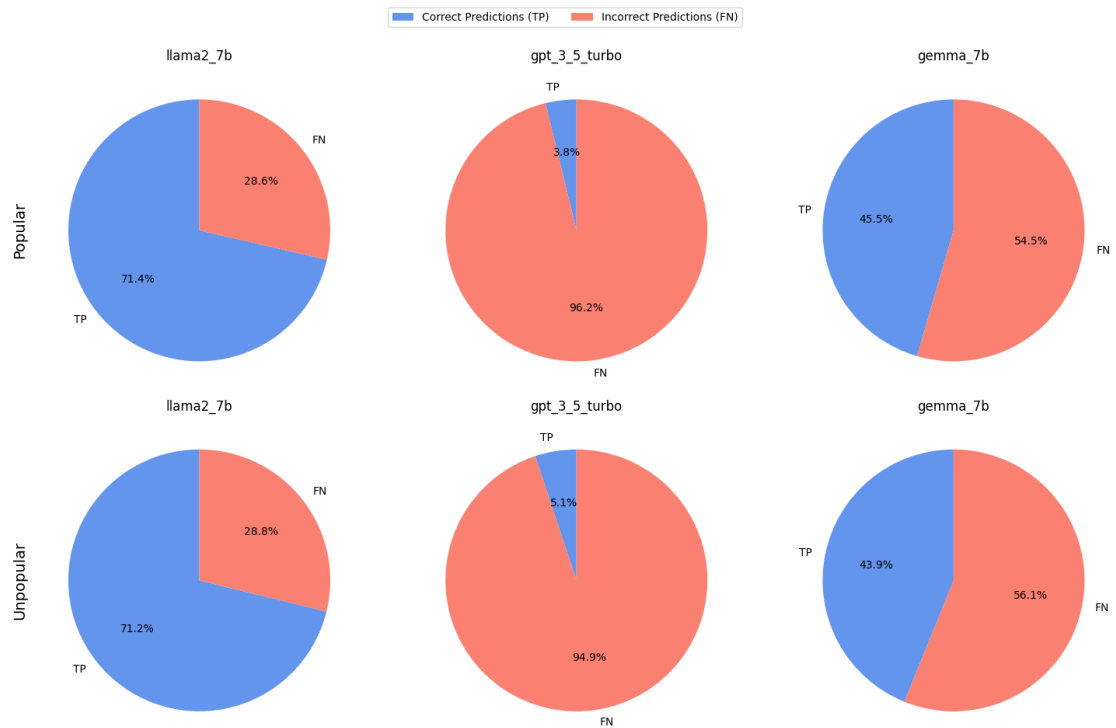


Figure 4: Performance comparison of the **Popular vs. Unpopular** categorization based on Llama2 70b, GPT 3.5 Turbo and Gemma 7b models.