

Halal or Not: Knowledge Graph Completion for Predicting Cultural Appropriateness of Daily Products

Van Thuy Hoang¹, Tien-Bach-Thanh Do¹, Jinho Seo², Seung Charlie Kim³, Luong Vuong Nguyen⁴, Duong Nguyen Minh Huy⁴, Hyeon-Ju Jeon^{5,*}, and O-Joun Lee^{1,*}

¹Department of Artificial Intelligence, The Catholic University of Korea, Republic of Korea

²School of Computer Science and Information Engineering, The Catholic University of Korea, Republic of Korea

³Shukran Korea Co., Ltd., Republic of Korea

⁴FPT University Danang Campus, Vietnam

⁵Data Assimilation Group, Korea Institute of Atmospheric Prediction Systems (KIAPS), Republic of Korea
{hoangvanthuy90, osfa19730, ojlee}@catholic.ac.kr, kkinho04@catholic.ac.kr, sck@shukrankorea.com, {vuongnl3, huydnm3}@fe.edu.vn, hjeon@kiaps.org

Abstract

The growing demand for halal cosmetic products has exposed significant challenges, especially in Muslim-majority countries. Recently, various machine learning-based strategies, e.g., image-based methods, have shown remarkable success in predicting the halal status of cosmetics. However, these methods mainly focus on analyzing the discrete and specific ingredients within separate cosmetics, which ignore the high-order and complex relations between cosmetics and ingredients. To address this problem, we propose a halal cosmetic recommendation framework, namely HaCKG, that leverages a knowledge graph of cosmetics and their ingredients to explicitly model and capture the relationships between cosmetics and their components. By representing cosmetics and ingredients as entities within the knowledge graph, HaCKG effectively learns the high-order and complex relations between entities, offering a robust method for predicting halal status. Specifically, we first construct a cosmetic knowledge graph representing the relations between various cosmetics, ingredients, and their properties. We then propose a pre-trained relational graph attention network model with residual connections to learn the structural relation between entities in the knowledge graph. The pre-trained model is then fine-tuned on downstream cosmetic data to predict halal status. Extensive experiments on the cosmetic dataset over halal prediction tasks demonstrate the superiority of our model over state-of-the-art baselines.

Introduction

The cosmetic industry includes various products and ingredients, ranging from skincare and perfumes to other items designed for beauty enhancement and personal care (Rauda Ramdania et al. 2022). These cosmetic products often feature a variety of natural, synthetic, and innovative ingredients designed to cater to consumers' evolving needs and preferences. However, awareness of cosmetics' ingredients does not always align with consumer consumption patterns, particularly when it comes to distinguishing between halal and haram cosmetics. For instance, most consumers

often neglect to check labels or review the detailed composition of beauty products. This oversight may lead to the ongoing use of products without fully understanding their ingredients or possible effects (Rauda Ramdania et al. 2022; Kim et al. 2011). Furthermore, although awareness of halal standards and ingredients in cosmetic products is growing among consumers, identifying halal versus non-halal products remains challenging. These challenges arise due to the diverse range of brands, each offering products with different ingredient compositions and chemical formulations (Park et al. 2007).

Halal ingredients are necessary for Muslims to comply with dietary laws outlined in Islamic principles. For example, the ingredients within products should not include prohibited things like pork, alcohol, or any animal, according to Islamic guidelines (Rauda Ramdania et al. 2022). With the growing demand for halal products globally, many industries, from food to drugs, are working to ensure their products comply with halal standards. The growing demand for halal products has led to the establishment of numerous halal certification institutes worldwide. Currently, there are more than 500 halal certification institutions worldwide (Tieman and Williams 2019). However, no international board manages a centralized database to unify halal certification data across institutions (Rakhmawati et al. 2021). Consequently, a single product may carry multiple halal certificates from various organizations since each institution has its own standards and regulations.

Recently, machine learning-based methods have been applied to identify halal ingredients in cosmetic products (Karimah and Darwanto 2021; Cetin and Dincer 2016). The adoption of machine learning-based methods for halal certification introduces both opportunities and challenges that have significant ethical and societal implications. These methods offer transformative potential in addressing the challenges of halal certification and making halal certification more accessible, especially for small organizations that struggle to meet traditional methods' cost or time requirements.

Inspired by the success of the image processing methods in computer vision, the halal status of products can poten-

* Corresponding author: O-Joun Lee (ojlee@catholic.ac.kr; Tel.: +82-2-2164-5516) and Hyeon-Ju Jeon (hjeon@kiaps.org; Tel.: +82-2-6480-6425)

tially be identified via image processing methods, e.g., Optical Character Recognition (OCR), that analyze the ingredient lists and product labels (Karimah and Darwanto 2021). One of the most famous rules is the absence of animal or pork ingredients (Cetin and Dincer 2016; Jia and Chaozhi 2021). Through image processing, pattern recognition models can be applied to detect specific text patterns related to ingredients on individual packaging (GÜLTEKİN et al. 2020). Although the strategies can assist in verifying halal compliance for ingredients, interpreting product labels and ingredient sourcing remains a significant challenge. That is, ingredients are often listed under scientific or chemical expressions, making it difficult for image-based strategies to identify halal or non-halal components. Furthermore, these methods face significant technical challenges when dealing with suboptimal conditions during text extraction. For example, pixelated images in poor lighting conditions can hinder accurate text recognition. To sum up, most existing studies mainly focus on analyzing the discrete and specific cosmetics, resulting in ignoring capturing the high-order and complex relationships between cosmetics and ingredients.

To overcome the limitations, we introduce HaCKG, a recommendation framework that leverages knowledge graph representation learning to predict halal standards. A knowledge graph, often called a semantic network, models a network of real-world entities and captures their relationships (Lin et al. 2020; Wang et al. 2019). In the context of cosmetic ingredients, the knowledge graph can represent the relationships between products, ingredients, and their associated attributes. By representing the relations of such cosmetic products, we could then explore their interactions and complex relations through graph-based machine learning algorithms (Xu et al. 2018). Furthermore, as cosmetics and the ingredients are represented in our knowledge graph, the sparse cosmetic data can be enriched with additional context, e.g., their ingredients and properties relations, which could help our model capture all contexts for cosmetics and ingredients. Specifically, we extract eleven entity types and five relation types from the cosmetics and ingredients to build our knowledge graph. Then, as the ingredient properties contain numerical attributes, we design a fusion layer incorporating a gate function to capture different attribute types effectively into unified input features. We then propose a relational Graph Attention Network (r-GAT) with a residual connection to learn the cosmetic representations. The r-GAT model is pre-trained in a Self-Supervised Learning (SSL) manner without using any label information. Then, the pre-trained model can be fine-tuned to determine the likelihood that a given product meets halal standards. To the extent of our knowledge, we are the first to represent cosmetic products in knowledge graphs and learn their relations through graph neural networks.

In summary, our contributions are as follows:

- We construct a cosmetic knowledge graph that represents the natural relations between cosmetic products, ingredients, and the ingredient’s properties. The knowledge graph then can serve as a fundamental tool for our model to learn cosmetic relations and predict the halal status.

- We propose a pre-trained residual Graph Attention Network (r-GAT) that incorporates residual connections to capture relationships between entities in the cosmetic knowledge graph effectively. The pre-training strategy enables r-GAT to learn the structural relationships among cosmetics, ingredients, and their properties without relying on labeled data, allowing for efficient fine-tuning on specific cosmetic product tasks.
- We conduct extensive experiments on halal cosmetic product datasets. The significant improvements demonstrate the superiority of our proposed model compared to state-of-the-art baselines.

Related work

We now discuss several machine learning-based strategies to identify the status of cosmetic products compared to our strategy. The recent strategies can be categorized into three main approaches: text-based strategies, image processing-based strategies, and graph-based strategies.

Text-based strategies focus on analyzing ingredient lists or product descriptions to determine compliance using a large text corpus. For example, DIETHUB (Petković et al. 2021) is a tool designed to predict and recommend product recipes based on a hierarchy, describing food entity relations from Hansard’s corpus (Mollin 2007) with various food entity annotations and recipes. The large number of product entities in the corpus enables various ingredients and recipes, catering to different dietary preferences and restrictions, including halal. They then use a language model, e.g., doc2vec, to learn the hierarchy relations between ingredients, products, and their labels (R Rehurek and Sojka 2010). Ispirova et al. (Ispirova, Eftimov, and Koroušić Seljak 2020) use a set of products representing various items from Slovenian food consumption data. They then combine word embedding and graph learning to cluster products into separate categories.

For image processing-based strategies, several methods adopt convolutional neural networks (CNNs) to recognize halal products and their components. For example, Ramdania (Rauda Ramdania et al. 2022) introduced a convolutional neural network to recognize letters or characters in the ingredients. Other strategies utilize CNNs and OCR tools to extract text from images and recognize the ingredient letters from images. CNNs can be used with OCR tools, e.g., Tesseract (Smith 2007), to extract text from images, which can be integrated to convert image data into text. However, only checking the presence of ingredients can be insufficient to decide whether the products are halal or non-halal. This is because alternatively sourced ingredients may still be allowed to be part of a halal cosmetic product. For example, cosmetic products may contain ethanol as long as it is sourced from natural aerobic fermentation (e.g., natural fermentation process in the presence of oxygen) or synthetic sources (i.e., prepared from ethylene oxide, acetaldehyde, acetylene) and not from the liquor industry. Moreover, by considering individual products, the existing methods fail to learn the complex relations between many entities, such as ingredients and products. That is, these methods could ig-

nore the high-order connectivity, which aligns with the nature of the relationships between cosmetics and ingredients.

Several graph-based studies have been proposed to learn the cosmetic representations and ingredients by optimizing their similarity (Lee, Hong, and Kim 2021; Nguyen et al. 2023; Hoang et al. 2023; Hoang and Lee 2023). For example, Rakhmawati et al. (Rakhmawati et al. 2022) collected Halal product datasets and then explored their relations with several simple similarity tools, such as Jaccard or nearest neighbor similarity. Rakhmawati and Najib (Rakhmawati et al. 2021) adopted Node2Vec to learn the similarity between products and ingredients. By constructing a knowledge graph, Rakhmawati et al. (Rakhmawati et al. 2023) capture the relations between cosmetics based on shared ingredients. They then use several basis graph algorithms to build entity features, such as common neighbor and label propagation, to put into a basis machine learning models, e.g., random forest and k-nearest neighbors algorithm. While such models can easily apply such similarities and distances, the model could not learn heterogeneous properties and complex relations between ingredients and products (Hoang and Lee 2024). Several knowledge graph-based methods extend traditional GNNs to capture higher-order relationships within the knowledge graph (Lin et al. 2020; Wang et al. 2019; Lee and Jung 2020; Jeon, Choi, and Lee 2022; Lee, Jeon, and Jung 2021). For example, KGAT (Wang et al. 2019) applies an attention mechanism to weigh the influence of each neighboring entity differently across multiple hops in the recommendation knowledge graph. LiteralKG (Hoang et al. 2023) introduces an attentive propagation with residual connection and identity mapping to capture the complex relations between entities in the medical knowledge graph. In contrast, by representing such relations between cosmetics in the knowledge graph, our model could learn the representations and capture the relationship between various entities based on the relational attention mechanism.

Methodology

In this section, we first explain how the cosmetic knowledge graph can be constructed from cosmetics, ingredients, and their properties. Then, we present the model architecture, including fusion layers and attentive propagation with residual connection. Lastly, we introduce our strategy for the pre-training phase without using any label information about cosmetic status, followed by the fine-tuning phase. Figure 1 shows an overview architecture of HaCKG.

Cosmetic Knowledge Graph Construction

We now represent our strategy to construct a cosmetic knowledge graph from cosmetic product records. A knowledge graph (KG) is a semantic framework that models heterogeneous data by connecting entities and their relationships, effectively mirroring real-world relationships (Bordes et al. 2013; Lin et al. 2015). Formally, a KG is a set of triples where each triple is formed of $\langle h, r, t \rangle$, where h , r , and t refer to the head, relation, and tail, respectively (Dai et al. 2020). That is, each triplet $\langle h_j, r_j, t_j \rangle$ contains pairs of en-

ties $\langle h_j, t_j \rangle$ and a corresponding relation type r_j . A cosmetic knowledge graph (CKG) is a knowledge graph that represents the relations between cosmetic products, ingredients, and their properties (Gong et al. 2021).

We now explain our strategy to construct a cosmetic knowledge graph and entity relations from cosmetic product records. Given a cosmetic product dataset collected from Shukran Korea Co., Ltd.¹, each record contains a set of information properties, such as product brands, product names, ingredients, and their properties. We then transform the objects and properties from the records into entities and build our cosmetic knowledge graph. In our cosmetic knowledge graph, entities can be cosmetic products, ingredients, and properties. For example, in each record, we extract the entity names from the product name fields. Table 1 shows the detailed statistics of entity types. Our cosmetic knowledge graph has eleven entity types, including cosmetics, ingredients, product brands, categories, cosmetic status, and ingredient properties. Table 2 represents the five relation types between entities. That is, we construct different types of edges that connect cosmetics, ingredients, brands, and ingredient properties. For example, r_i refers to the relation between cosmetics and its ingredients, while r_b presents the connection between cosmetics and brands. As a result, we constructed 101,186 entities with different entity types and relations in our cosmetic knowledge graph. We believe that by representing the products, ingredients, and properties through the knowledge graph, we could capture the natural relationships between cosmetic products, which could then benefit the model in learning cosmetic relations.

To illustrate our cosmetic knowledge graph construction, Figure 3 shows three cosmetic products (P_1 , P_2 , and P_3), their ingredients, properties, and their relations. Let P denote the product entities, and I refer to the set of product ingredients for each cosmetic product. We construct one-to-many relations between product entity P and I as a cosmetic product P_i can contain many ingredients. Additionally, other entities within our CKG are connected one-to-one with their corresponding product entities, reflecting the inherent nature of their relationships. Other entities in our CKG are constructed and connected to their product entities P as a one-to-one connection that satisfies their natural types of relations. For example, the product P_1 is a cosmetic product from a brand B_1 and has ingredient I_{11} as its properties. Moreover, the ingredients also can have many properties, such as Toxic properties (T) and Allergy (A), as shown in Figure 3.

Fusing Attributes and Entities Features

As mentioned earlier, several ingredient properties, e.g., toxicity or allergy, could contain numeric information, which delivers the state of the ingredient. Therefore, we first design a fusion layer that contains a gate function to transform different types of attributes and entities into unified representations as initial inputs for our model. That is, numerical attributes, such as ingredient properties, are normalized and transformed directly into feature vectors (Kristiadi et al.

¹<https://www.shukrankorea.com/>

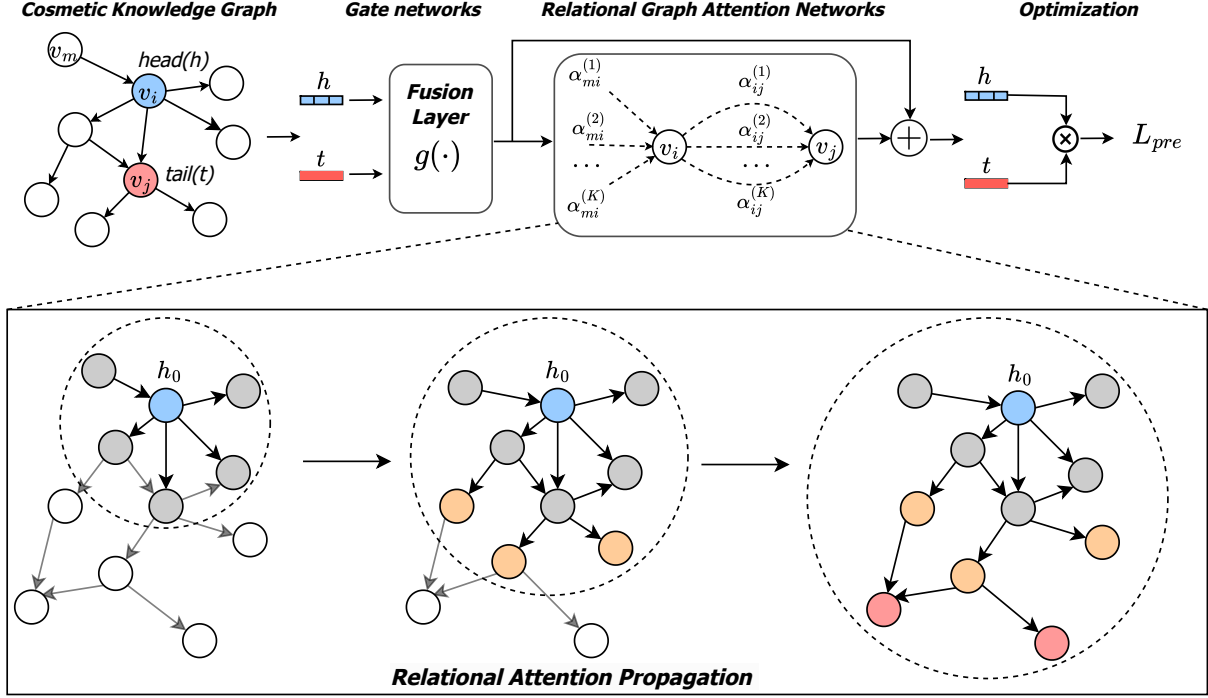


Figure 1: The overall architecture of HaCKG. The model comprises four main blocks: cosmetic knowledge graph construction, gate networks, relational Graph Attention Networks, and Optimization.

2019a). We then transform entities into the shared space to generate the unified numerical-enriched vectors using a gate function (Kristiadi et al. 2019b). Specifically, for each entity i , we first transform the initial entity vector $h_i \in R^{1 \times E}$ and numerical vector $n_i \in R^{1 \times N}$ into \hat{h}_i and \hat{n}_i , as:

$$\hat{h}_i = W_E \cdot h_i, \quad (1)$$

$$\hat{n}_i = W_N \cdot n_i, \quad (2)$$

where $W_E \in R^{E \times d}$ and $W_N \in R^{N \times d}$ are learnable parameters, E and N refer to the dimensions of initial entities and numerical vectors. The entity vector \hat{h}_i and numerical attribute vector \hat{n}_i are then combined and transformed into a vector e_i , as:

$$e_i = g(h_i, n_i) = \alpha \odot \beta + (1 - \alpha) \odot \hat{h}_i, \quad (3)$$

$$\text{where } \alpha = \sigma_1(\hat{h}_i + \hat{n}_i),$$

$$\beta = \sigma_2(W(h_i \| n_i)),$$

where h_i and n_i refer to the initial features of entities and numeric entities, respectively. \odot is the Hadamard product, and $\sigma_1(\cdot)$ and $\sigma_2(\cdot)$ are Sigmoid(\cdot) and Tanh(\cdot) activation functions, respectively. $W \in R^{(E+N) \times d}$ is the learnable parameter.

Learning Relational Attention

To account for the diverse types of relationships between nodes in our cosmetic knowledge graph, we propose employing a relational Graph Attention Network (r-GAT) with

residual connection (Chen et al. 2021, 2020). Specifically, to capture the importance of a neighboring entity to a given entity, we calculate the attention coefficients for measuring the significance of a neighbor entity u for a given entity v . These coefficients are then normalized using a softmax function, guaranteeing that the attention scores for all neighboring nodes of a given node sum to one. The attention coefficient of each entity u contributes to the given entity v at layer l -th on channel k as follows:

$$\alpha_{v i u}^k = \frac{\exp(f^k(e_v^k \| r_i^k \| e_u^k))}{\sum_{z \in N_v} \sum_{j \in R_{z v}} \exp(f^k(e_v^k \| r_j^k \| e_z^k))}, \quad (4)$$

where N_v is the set of the neighbors of entity v , f^k is a feedforward neural network, r_i refers to the relation type i between entity u and v . $R_{v z}$ denotes the relations between entity v and the neighbour z . r_j^k denotes the relation between entity v and the neighbour z . To capture the attention of neighbor u to v at the k -th channel, we combine its embeddings and relation types. Specifically, the embeddings of entity v at the l -th layer can be computed as:

$$e_v^{k(l)} = \sigma \left(\sum_{u \in N_v} \sum_{i \in R_{v u}} \alpha_{v i u}^k [e_u^k * r_i^k] \right), \quad (5)$$

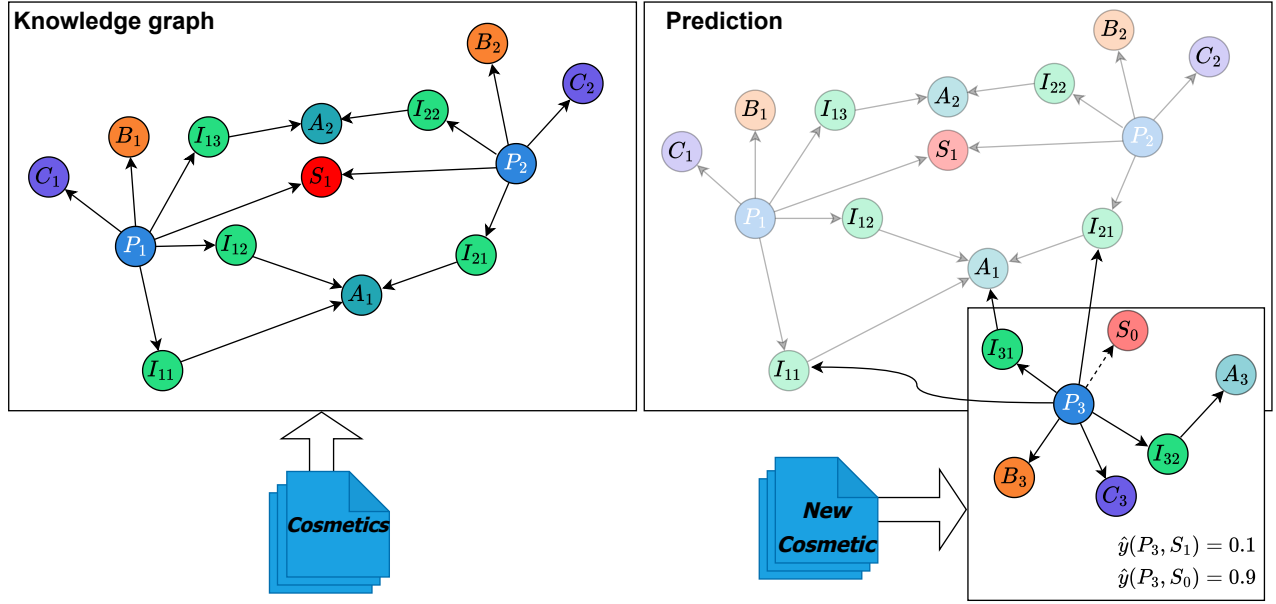


Figure 2: An example of the product prediction given a knowledge graph. The pre-trained model can predict a score between a new product P_3 and the status S_0 or S_1 .

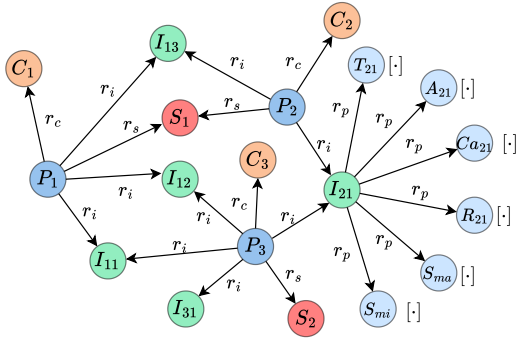


Figure 3: An example of the cosmetic knowledge graph. The circles and narrows denote entities and their relations, respectively. There are several entities, such as P , B , and I , denote the cosmetic product, cosmetic brand, and ingredients, respectively. The brackets $[\cdot]$ refer to the numeric attributes of the ingredient properties.

Finally, the representation of the entity v is obtained by a concatenation operator as:

$$e_v^{(l)} = \left\| \sigma \left(\sum_{u \in N_v} \sum_{i \in R_{vu}} \alpha_{v i u}^k [e_u^k * r_i^k] \right) \right\|_{k=1}^K, \quad (6)$$

where $\|$ denotes the concatenation. However, stacking multiple GNN layers can lead to the over-smoothing problem, where the representations of nodes converge and become nearly identical (Chen et al. 2020). Thus, we add initial residual connections to the entity representations at each

GNN layer. Formally, the representations of the entity v can be computed as:

$$e_v^{(l+1)} = \sigma \left(\left((1 - \alpha^{(l)}) P e_v^{(l)} \right) + \alpha^{(l)} e_v^{(0)} \right), \quad (7)$$

where P refers to a graph convolution matrix, i.e., $P = \tilde{D}^{-1/2} \tilde{A} \tilde{D}^{-1/2}$, α is the hyper-parameter, and $\tilde{D} = D + I$ and $\tilde{A} = A + I$ are the degree and adjacency matrix, respectively, I is the identity matrix, and α is a hyperparameter.

To compute the final representation of an i -th entity e_i , we first concatenate all the output representations of GNN layers. As the local and global graph structures are essential to represent entities, we aim to combine the output features of all GNN layers. Therefore, the representations could learn the local and global graph structures (Wang et al. 2019; Hong et al. 2022). We then apply a linear function followed by an activation function to transform the entity vectors into final representations as:

$$e_i = \sigma \left(W \cdot \left\| \left(e_i^{(l)} \right) \right\|_{l=1}^L + b \right), \quad (8)$$

where L presents the number of GNN layers, b is a learnable parameter, and W is the trainable weight matrix.

Model Optimization

We now introduce our pre-training strategy for HaCKG, which aims to preserve the co-coefficients across all triplets through a scoring function without using any label information. That is, the model will learn entity representations to preserve the graph structure and relations between entities. To preserve the entity relations, we aim to maximize all the positive triplets from our Cosmetic Knowledge Graph and

Table 1: A summary of entity types in our cosmetic knowledge graph.

#	Entity type	Notation	Description
1	Cosmetic	P	The name of cosmetic
2	Ingredient	I	The name of the ingredient
3	Brand	B	The cosmetic brand
4	Category	C	The cosmetic category
5	Ingredient property 1	T	Toxicity state of the ingredients
6	Ingredient property 2	A	Allergy state of the ingredients
7	Ingredient property 3	Ca	Cancer state of the ingredients
8	Ingredient property 4	R	Restriction state of the ingredients
9	Ingredient property 5	S_{mi}	The minimum score of the ingredients
10	Ingredient property 6	S_{ma}	The maximum score of the ingredients
11	Status	S	The Halal/Haram status of the cosmetic

Table 2: A summary of relation types in our cosmetic knowledge graph.

#	Type	Description
1	r_i	The relation between cosmetics and its ingredients
2	r_b	The relation between cosmetics and their brand
3	r_c	The relation between cosmetics and their category
4	r_p	The relation between ingredients and their properties
5	r_s	The relation between cosmetics and its status

minimize negative triplets that do not come from KGs (Bordes et al. 2013; Lin et al. 2015). Specifically, for each triplet, entity embedding vectors are first transformed into a shared relation space through a projection matrix, followed by a scoring function to compute the coefficients between entities. The scoring function can be defined as:

$$f_{score} = \hat{y}(h, r, t) = W_r h + r - W_r t, \quad (9)$$

where h , t , and r denote head, tail, and relation representations, respectively, and W_r is a projection matrix that maps the head and tail entities into the relation space. Then, a triplet loss function is calculated during the pre-training process to discriminate the positive and negative triplet pairs via a pairwise ranking loss as:

$$\mathcal{L}_{pre} = \sum_{\forall (h, r, t) \in \mathcal{D}} -\ln \sigma(\hat{y}(h, r, \bar{t}) - \hat{y}(h, r, t)) + \lambda \|\theta\|_2^2, \quad (10)$$

where \mathcal{D} is the set of all triplets in the knowledge graph, (h, r, \bar{t}) denotes the negative triplet, and θ is a L_2 regularization parameter.

After pre-training, we then fine-tune our model for the prediction task. Specifically, we calculate a coefficient score to estimate the relationship between each product and its status pair. We first combine the two entities followed by

a Multi-Layer Perceptron (MLP), as:

$$\hat{y}_{h,t} = \hat{y}(h, t) = \langle \phi(h), \phi(t) \rangle = MLP(W_r h \| W_r t), \quad (11)$$

where h and t denote the learned representations of pairs of cosmetics and their status, respectively, $\|$ is the concatenation operator, W_r is the transformation matrix corresponding to the relation between h and t , and $\phi(\cdot)$ represents the final vector embeddings computed from Eq. 8. Then, a binary cross entropy loss function is used for training classification. The loss function for fine-tuning task is computed as:

$$\mathcal{L}_{fn} = - \sum_{\forall (P_k, S_i) \in \mathcal{P}} y_{P_k, S_i} \log(\hat{y}_{P_k, S_i}) + (1 - y_{P_k, S_i}) \log((1 - \hat{y}_{P_k, S_i})), \quad (12)$$

where P_k and S_i are the cosmetic product and status entities, y_{P_k, S_i} and \hat{y}_{P_k, S_i} are the ground-truth and predicted outputs, and \mathcal{P} is the set of the training cosmetic products and its status.

Experiments

In this section, we perform a series of comprehensive experiments to assess the effectiveness of our proposed model and compare it with existing state-of-the-art baselines. We first evaluate the model’s performance on link prediction tasks. Then, we conduct ablation studies to investigate the impact of various relation types and the residual connections on the model’s overall performance.

Experimental Settings

Evaluation Metrics Since our task is a binary classification problem, we utilized several evaluation metrics, including accuracy (Acc), precision (P), recall (R), and F_1 to evaluate the performance of our proposed model. The evaluation metrics are defined as follows:

$$Acc = \frac{|D_{true}^+ \cup D_{true}^-|}{|D^+ \cup D^-|}, P = \frac{|D_{true}^+|}{|D^+|}, R = \frac{|D_{true}^+|}{|D_{true}^+ \cup D_{false}^-|}, F_1 = 2 \frac{PR}{(P + R)}, \quad (13)$$

where the D_{true}^+ and D_{true}^- denote the correct predictions for positive and negative cosmetic products, respectively, and D_{false}^- is the false predictions for negative cosmetics.

Baselines To verify the effectiveness, we compare our model to relevant translation-based methods and GNN models, which have gained remarkable success in knowledge graph representation learning. Translation-based models learn representations by mapping the entities and their relations into latent space through translations.

- **TransE** (Bordes et al. 2013). TransE is a translational distance-based model for learning embeddings of entities and relations in knowledge graphs. The relationships between entities are modeled as translations in the embedding space. For a given triple $\langle h, r, t \rangle$, TransE aims to ensure that the embedding of the head entity plus the embedding of the relation is close to the embedding of the tail entity, i.e., $h + r = t$.
- **TransR** (Lin et al. 2015). In TransR, entities and relations are embedded in different vector spaces. While TransE represents relations as translations in a single embedding space, TransR introduces a specific relation space for each. For a given triple $\langle h, r, t \rangle$, the model also learns a projection matrix M_r for each relation r , mapping entity embeddings into the relation space, as: $M_r h + r = M_r t$.

Furthermore, we also compare our model with recent GNNs, which could learn high-order sub-structures and semantic relations in KGs. There are three GNN baselines, including KGNN, KGAT, and LiteralKG models, as:

- **KGNN** (Lin et al. 2020) extend traditional GNNs to capture higher-order relationships within the knowledge graph. The iterative propagation enables information from non-adjacent entities to influence the embedding of a target entity, enhancing its interaction prediction capability.
- **KGAT** (Wang et al. 2019) applies an attention mechanism to weigh the influence of each neighboring entity differently. This allows the model to prioritize more relevant connections, refining the embedding for each entity based on the most relations. Moreover, KGAT can propagate information across multiple hops, capturing complex, multi-step relationships between entities.
- **LiteralKG** (Hoang et al. 2023) introduces an attentive propagation with residual connection and identity mapping to capture the complex relations between entities in the knowledge graph. The model also could handle different types of entities’ features, such as numerical and textual attributes, via a fusing mechanism.

Implementation Details Our model was initially pre-trained with the self-supervised learning task without relying on the label information. Thereafter, we fine-tuned the HaCKG model with the fine-tuning loss function for link prediction tasks. For the fine-tuning process, we conducted experiments by randomly splitting the dataset into training, validation, and testing sets with proportions of 60%, 20%, and 20%, respectively.

Table 3: The performance of our proposed model and baselines in terms of accuracy, recall, precision, and F_1 . The top two are highlighted by **first** and **second**.

Model	Accuracy	Recall	Precision	F_1
TransE (Bordes et al. 2013)	0.6358	0.6125	0.6072	0.6098
TransR (Lin et al. 2015)	0.6174	0.6286	0.5912	0.6093
KGNN (Lin et al. 2020)	0.7845	0.7361	0.7948	0.7643
KGAT (Wang et al. 2019)	<u>0.8713</u>	0.8304	<u>0.9043</u>	0.8658
LiteralKG (Hoang et al. 2023)	0.8705	<u>0.8428</u>	0.8922	<u>0.8668</u>
HaCKG (Ours)	0.9657	0.9573	0.9794	0.9682

Our model implementation is based on the PyTorch library, which is available in the following open source repository². All experiments were conducted on two GPU servers, each equipped with four NVIDIA RTX A5000 GPUs (24GB RAM per GPU). The Adam optimizer (Kingma and Ba 2015) was utilized during both the pre-training and fine-tuning phases. We used Leaky ReLU as the activation function. We employ early stopping and optimize the hyperparameters using grid search. The learning rate was selected from the range $\{0.0001, 0.00005, 0.00001\}$. The hidden dimensions of the GNN layers were chosen from $\{16, 32, 64, 128\}$, while the number of GNN layers was varied among $\{1, 2, 3, 4, 5\}$. For a fair comparison with baseline methods, we tuned the hyper-parameters within similar ranges, including learning rate, hidden dimensions, and the number of layers.

Results on Link Prediction

Table 3 shows the performance of our proposed model and baselines in terms of accuracy, recall, precision, and F_1 . We have the following observations: (1) Our proposed model with pre-training outperformed baselines in all the evaluation metrics, showing the model’s superiority compared to baselines. For example, our proposed model reached the highest value at 0.9794 regarding precision metric. This indicates that our model could learn the numerical information of entities well to maximize the relations between entities and capture complex entities’ relations via the attention mechanism. (2) Translation-based models, i.e., TransE and TransR, showed low performance in predicting halal or haram status. We argue that these models only capture the local relations independently, e.g., cosmetics and ingredients relations or ingredients and their properties, which could overlook high-order relations between entities, resulting in poor performance. (3) Several recent GNN-based models, i.e., KGAT and LiteralKG, have shown competitive performance compared to our model. This indicates that learning relational information between entities is an essential factor that could contribute to the overall performance. The superior performance of the model verifies that our model can capture well structural relations between cosmetics and ingredients and can help improve cosmetic representations.

Model Analysis

²<https://github.com/NSLab-CUK/Halal-or-Not>

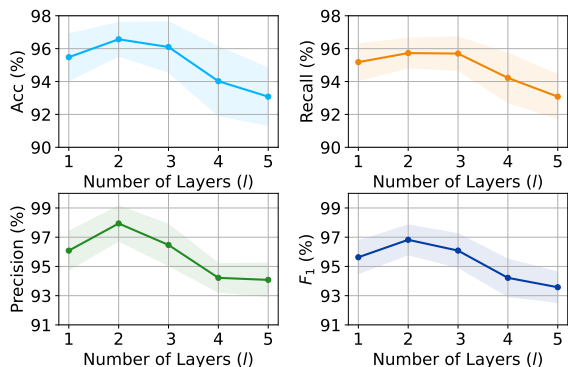


Figure 4: The model accuracy according to the number of layers.

Table 4: The effect of pre-training, numerical properties, and residual connection. The top two are highlighted by **first** and **second**.

Model	Accuracy	Recall	Precision	F ₁
w/o pre-training	0.9171	0.8804	0.9043	0.8921
w/o numerical attributes	0.9471	0.9136	0.9555	0.9341
w/o residual connection	0.9108	0.9036	0.8958	0.8996
HaCKG (Ours)	0.9657	0.9573	0.9794	0.9682

Performance According to the Number of Layers We further analyze the impact of the number of layers in our proposed model on different metrics, as shown in Figure 4. We observed that: (1) The model’s performance improved as l increased, reaching its peak at $l = 2$ and $l = 3$. This is because each entity aggregates information from its neighbors and those neighbors’ neighbors (2-hop). That is, the proposed model captured sufficient local structures, enabling the model to learn robust representations for each entity. (2) When the number of layers increased, e.g., $l > 3$, the model performance was decreased as entities could receive redundant and overly smoothed information from distant nodes. We argue that this could be the over-smoothing problem, which limits the model’s ability to distinguish between different graph structures, reducing model accuracy.

Effect of Pre-training, Numerical Properties, and Residual Connection To verify the impact of pre-training strategies, the use of numerical properties, and the residual connection, we conduct an ablation study by considering four variants of our proposed model, as shown in Table 4. Specifically, for the first variant, i.e., w/o pre-training, we disable the pre-training step and directly train the model by using the loss function for prediction. For the second variant, i.e., w/o numerical properties, we remove the numerical features of ingredient properties and replace them with random attributes. Last, we disable the residual connection in our model to test the model performance. We observed that: (1) Removing the pre-training process and residual connection degrades the model performance. Without pre-training, the proposed model consistently underperforms the over-

all model. This is because the model fails to learn the explicit structural information between triplets, resulting in the granularity of triplets and poor performance. (2) Without using numerical properties, the model performance was slightly reduced, e.g., from 0.9657 to 0.9471 in terms of accuracy measurement. We argue that ingredient properties, e.g., toxic scores and restriction state of ingredients, could contribute to the model to capture distinguished features between ingredients and products. (3) The use of residual connections contributes significant improvements to the overall model performance. Although residual connections have additional costs when stacking more GNN layers, we argue that our proposed model with residual connections is the key success to significantly improving model performance. This is because the pre-trained model could learn the structural relations between cosmetics to distinguish various types of cosmetics in the self-supervised setting, capturing the natural relationship between cosmetics. To sum up, using pre-training, numerical properties, and residual connections could contribute to the model’s performance.

Conclusion and future work

In this work, we propose HaCKG, a pre-trained relational graph attention network model, to learn the halal status of cosmetic products. We first construct a cosmetic knowledge graph that represents the natural relations between products, ingredients, and their properties. The model is then pre-trained to learn the structural similarity between triplets in the cosmetic knowledge graph, followed by a prediction task. By doing so, the model could learn the knowledge graph structures and relations between entities in the knowledge graph, which aligns with the nature of the knowledge graph. Our extensive experiments demonstrate that the proposed model consistently outperforms existing baselines. While the current pre-training strategy focuses on learning structural similarities between triplets, there are several future directions for further exploration. For example, exploring advanced pre-training tasks, such as contrastive learning, could further enhance the model’s understanding of the knowledge graph.

Acknowledgment

This work was supported in part by the National Research Foundation of Korea (NRF) grant funded by the Korea government (MSIT) (No. 2022R1F1A1065516 and No. 2022K1A3A1A79089461) (O.-J.L.), in part by the “Leaders in INdustry-university Cooperation 3.0” Project funded by the Ministry of Education and National Research Foundation of Korea (O.-J.L.), and in part by the R&D project “Development of a Next-Generation Data Assimilation System by the Korea Institute of Atmospheric Prediction System (KIAPS)” funded by the Korea Meteorological Administration (KMA2020-02211) (H.-J.J.).

References

Bordes, A.; Usunier, N.; García-Durán, A.; Weston, J.; and Yakhnenko, O. 2013. Translating Embeddings for Modeling Multi-relational Data. In *Proceedings of the 27th*

- Annual Conference on Neural Information Processing Systems (NeurIPS 2013)*, volume 26, 2787–2795. Lake Tahoe, Nevada, United States.
- Cetin, G.; and Dincer, M. Z. 2016. Muslim friendly tourism (MFT): A discussion. *Journal of Tourismology*, 2(1): 65–67.
- Chen, M.; Wei, Z.; Huang, Z.; Ding, B.; and Li, Y. 2020. Simple and Deep Graph Convolutional Networks. In *Proceedings of the 37th International Conference on Machine Learning (ICML 2020)*, volume 119 of *Proceedings of Machine Learning Research*, 1725–1735. Virtual Event: PMLR.
- Chen, M.; Zhang, Y.; Kou, X.; Li, Y.; and Zhang, Y. 2021. r-GAT: Relational Graph Attention Network for Multi-Relational Graphs. *CoRR*, abs/2109.05922.
- Dai, Y.; Wang, S.; Xiong, N. N.; and Guo, W. 2020. A survey on knowledge graph embedding: Approaches, applications and benchmarks. *Electronics*, 9(5): 750.
- Gong, F.; Wang, M.; Wang, H.; Wang, S.; and Liu, M. 2021. SMR: Medical Knowledge Graph Embedding for Safe Medicine Recommendation. *Big Data Research*, 23: 100174.
- GÜLTEKİN, F.; ÇEKER, O.; ELGÜN, A.; GÜRBİLEK, M.; ŞİMŞEK, M.; Rifat, O.; Saffet, K.; TÜRKER, S.; DÖNDÜREN, H.; ÜNALDI, M.; et al. 2020. Evaluation of Food Additives in Terms of Istihalah. *Academic Platform Journal of Halal Lifestyle*, 2(1): 1–13.
- Hoang, V. T.; and Lee, O. 2023. Mitigating Degree Biases in Message Passing Mechanism by Utilizing Community Structures. *arXiv preprint*, abs/2312.16788.
- Hoang, V. T.; and Lee, O. 2024. Transitivity-Preserving Graph Representation Learning for Bridging Local Connectivity and Role-based Similarity. In *Proceedings of the 38th Conference on Artificial Intelligence (AAAI 2024)*. Vancouver, BC, Canada: AAAI Press. To Appear.
- Hoang, V. T.; Nguyen, S. T.; Lee, S.; Lee, J.; Nguyen, L. V.; and Lee, O. 2023. Companion Animal Disease Diagnostics Based on Literal-Aware Medical Knowledge Graph Representation Learning. *IEEE Access*, 11: 114238–114249.
- Hoang, V. T.; Jeon, H.-J.; You, E.-S.; Yoon, Y.; Jung, S.; and Lee, O.-J. 2023. Graph Representation Learning and Its Applications: A Survey. *Sensors*, 23(8).
- Hong, Y.; Luo, P.; Jin, S.; and Liu, X. 2022. LaGAT: link-aware graph attention network for drug-drug interaction prediction. *Bioinformatics*, 38(24): 5406–5412.
- Ispirova, G.; Eftimov, T.; and Koroušić Seljak, B. 2020. P-nut: Predicting nutrient content from short text descriptions. *Mathematics*, 8(10): 1811.
- Jeon, H.; Choi, M.; and Lee, O. 2022. Day-Ahead Hourly Solar Irradiance Forecasting Based on Multi-Attributed Spatio-Temporal Graph Convolutional Network. *Sensors*, 22(19): 7179.
- Jia, X.; and Chaozhi, Z. 2021. Turning impediment into attraction: A supplier perspective on Halal food in non-Islamic destinations. *Journal of Destination Marketing & Management*, 19: 100517.
- Karimah, N.; and Darwanto, D. 2021. Effect of halal awareness, halal certification, food ingredients composition, halal marketing and religiosity on purchase intention of imported food products. *Al-Kharaj: Jurnal Ekonomi, Keuangan & Bisnis Syariah*, 3(2): 177–191.
- Kim, T.; Kim, S.; Kang, W.; Baek, H.; Jeon, H. Y.; Kim, B. Y.; Kim, C. G.; and Kim, D. 2011. Porcine amniotic fluid as possible antiwrinkle cosmetic agent. *Korean Journal of Chemical Engineering*, 28: 1839–1843.
- Kingma, D. P.; and Ba, J. 2015. Adam: A Method for Stochastic Optimization. In *Proceedings of the 3rd International Conference on Learning Representations (ICLR 2015)*. San Diego, CA, USA.
- Kristiadi, A.; Khan, M. A.; Lukovnikov, D.; Lehmann, J.; and Fischer, A. 2019a. Incorporating Literals into Knowledge Graph Embeddings. In Ghidini, C.; Hartig, O.; Maleshkova, M.; Svátek, V.; Cruz, I. F.; Hogan, A.; Song, J.; Lefrançois, M.; and Gandon, F., eds., *The Semantic Web - ISWC 2019 - 18th International Semantic Web Conference, Auckland, New Zealand, October 26-30, 2019, Proceedings, Part I*, volume 11778 of *Lecture Notes in Computer Science*, 347–363. Springer.
- Kristiadi, A.; Khan, M. A.; Lukovnikov, D.; Lehmann, J.; and Fischer, A. 2019b. Incorporating Literals into Knowledge Graph Embeddings. In *Proceedings of the 18th International Semantic Web Conference (ISWC 2019)*, volume 11778 of *Lecture Notes in Computer Science*, 347–363. Auckland, New Zealand: Springer.
- Lee, O.; Hong, S.; and Kim, J. 2021. Interinstitutional Research Team Formation Based on Bibliographic Network Embedding. *Mob. Inf. Syst.*, 2021: 6629520:1–6629520:12.
- Lee, O.; Jeon, H.; and Jung, J. J. 2021. Learning multi-resolution representations of research patterns in bibliographic networks. *J. Informetrics*, 15(1): 101126.
- Lee, O.; and Jung, J. J. 2020. Story Embedding: Learning Distributed Representations of Stories based on Character Networks (Extended Abstract). In *Proceedings of the 29th International Joint Conference on Artificial Intelligence (IJCAI 2020)*, 5070–5074. Yokohama, Japan: ijcai.org.
- Lin, X.; Quan, Z.; Wang, Z.; Ma, T.; and Zeng, X. 2020. KGNN: Knowledge Graph Neural Network for Drug-Drug Interaction Prediction. In *Proceedings of the 29th International Joint Conference on Artificial Intelligence (IJCAI 2020)*, volume 380, 2739–2745. Yokohama, Japan: ijcai.org.
- Lin, Y.; Liu, Z.; Sun, M.; Liu, Y.; and Zhu, X. 2015. Learning Entity and Relation Embeddings for Knowledge Graph Completion. In *Proceedings of the 29th Conference on Artificial Intelligence (AAAI 2015)*, 2181–2187. Austin, Texas, USA: AAAI Press.
- Mollin, S. 2007. The Hansard hazard: Gauging the accuracy of British parliamentary transcripts. *Corpora*, 2(2): 187–210.
- Nguyen, T. S.; Lee, J.; Hoang, V. T.; and Lee, O.-J. 2023. Connector 0.5: A unified framework for graph representation learning. *ArXiv preprint*, arXiv:2304.13195.
- Park, S.-N.; Kim, J.-Y.; Yang, H.-J.; Lee, K.-H.; Jeon, S.-M.; Ahn, Y.-J.; and Won, B.-R. 2007. Antioxidative and

antiaging effects of Jeju native plant extracts (II). *Journal of the Society of Cosmetic Scientists of Korea*, 33(3): 165–173.

Petković, M.; Popovski, G.; Seljak, B. K.; Kocev, D.; and Ef-timov, T. 2021. DIETHUB: Dietary habits analysis through understanding the content of recipes. *Trends in Food Science & Technology*, 107: 183–194.

R Rehurek, R.; and Sojka, P. 2010. Software framework for topic modelling with large corpora.

Rakhmawati, N. A.; Fatawi, J.; Najib, A. C.; and Firman-syah, A. A. 2021. Linked open data for halal food products. *Journal of King Saud University-Computer and Information Sciences*, 33(6): 728–739.

Rakhmawati, N. A.; Utomo, G. K.; Indraswari, R.; and Suse-tyo, I. R. 2022. Halal food prediction using the similarity graph algorithms. *International Journal on Food System Dy-namics*, 13(2): 165–173.

Rakhmawati, N. A.; Wibowo, N. I.; Rinjeni, T. P.; Indasari, S. S.; Indriawan, A.; and Indraswari, R. 2023. Halal food products recommendation based on knowledge graphs and machine learning. In *2023 International Conference on Converging Technology in Electrical and Information En-gineering (ICCTEIE)*, 65–70. IEEE.

Rauda Ramdania, D.; Aziz, R. M.; Mulyana, E.; Kaffah, F. M.; Maylawati, D. S.; Al-Amin, M. I.; and Ramdhani, M. A. 2022. Convolutional Neural Network for Halal De-tection of Korean Cosmetic Composition.

Smith, R. 2007. An overview of the Tesseract OCR engine. In *Ninth international conference on document analysis and recognition (ICDAR 2007)*, volume 2, 629–633. IEEE.

Tieman, M.; and Williams, G. 2019. Creative Destruction of Halal Certification (Bodies) By Blockchain Technology? *ICR Journal*, 10(1): 127–131.

Wang, X.; He, X.; Cao, Y.; Liu, M.; and Chua, T. 2019. KGAT: Knowledge Graph Attention Network for Recom-mendation. In *Proceedings of the 25th ACM SIGKDD Inter-national Conference on Knowledge Discovery & Data Min-ing (KDD 2019)*, 950–958. Anchorage, AK, USA: ACM.

Xu, K.; Hu, W.; Leskovec, J.; and Jegelka, S. 2018. How powerful are graph neural networks? *arXiv preprint arXiv:1810.00826*.