

Cascaded Self-Evaluation Augmented Training for Efficient Multimodal Large Language Models

Zheqi Lv¹, Wenkai Wang¹, Jiawei Wang², Shengyu Zhang¹, Fei Wu¹

¹Zhejiang University, Hangzhou, China

²National University of Singapore, Singapore

Abstract

Efficient Multimodal Large Language Models (EMLLMs) have witnessed rapid development in recent years. Introducing Chain-of-Thought (CoT) during inference and leveraging self-evaluation step-by-step have further enhanced their performance. However, due to limited amount of the parameters, EMLLMs often perform poorly when directly using self-evaluation during inference. How to synthesize evaluation data? How much data to synthesize? What are the optimal training and inference strategies? What prompts to use? These are unexplored yet essential questions that need to be addressed to enhance the self-evaluation capabilities of EMLLMs.

To this end, we propose a method called *Self-Evaluation Augmented Training (SEAT)*. We utilize more powerful EMLLMs to perform CoT reasoning, select beneficial data, and generate evaluations. The synthesized data is then used to train the EMLLMs. However, EMLLMs can't handle long prompt inputs, and long CoT inference and self-evaluation outputs. Furthermore, synthesized data significantly diminishes its original CoT reasoning capabilities. To overcome these limitations, we further introduce *Cascaded Self-Evaluation Augmented Training (Cas-SEAT)*. Cas-SEAT splits the long integrated prompts, which combine CoT reasoning and self-evaluation functionalities, into shorter cascaded prompts, each dedicated to one of these tasks. Additionally, we minimize the cost of Cas-SEAT to ensure its applicability in resource-constrained environments. During the synthesis of evaluation data, we use open-source EMLLMs with only 7B parameters and annotate a small amount of data using short prompts. Experiments show that, compared to existing methods, Cas-SEAT significantly enhances the self-evaluation capabilities of EMLLMs. It improves 19.68%, 55.57%, and 46.79% on the MathVista, Math-V, and We-Math datasets, respectively. Additionally, as the first work to explore self-

evaluation augmented training for EMLLMs, the Cas-SEAT Dataset we construct to enhance the self-evaluation capabilities of EMLLMs also provides valuable resources and references for future research in this field.

1 Introduction

In recent years, multimodal large language models (MLLMs) (Liu et al., 2024; Wang et al., 2024) have advanced rapidly, achieving remarkable performance. However, broader training and deployment demands often come from resource-constrained settings, such as universities, hospitals, and communities. In these scenarios, the application of larger models, such as 72B or 40B-parameter MLLMs, faces significant limitations. This has spurred the emergence of efficient multimodal large language models (EMLLMs) with smaller parameter sizes, such as 7B, 2B, or even 1B. Today, EMLLMs are approaching the performance of early 40B-parameter MLLMs, thanks to advancements in model architecture, training methods, and techniques like Chain-of-Thought (CoT) (Wei et al., 2022c). CoT, in particular, enables EMLLMs to explicitly model intermediate reasoning steps, producing more interpretable, logically coherent, and contextually relevant responses across a wide range of tasks involving text, images, and other modalities.

Despite these advancements, the further improvement of EMLLMs faces two major bottlenecks. First, the CoT data available for training is insufficient in both quantity and quality. Existing data, often sourced from web crawls or generated by models without strict quality control, suffers from inconsistencies, incomplete reasoning steps, logical gaps, and even incorrect reasoning. Such flawed samples not only fail to enhance model performance but may also degrade it. Second, while recent research suggests that self-evaluation can improve the accuracy and reliability of reasoning, these efforts primarily focus on refining prompts

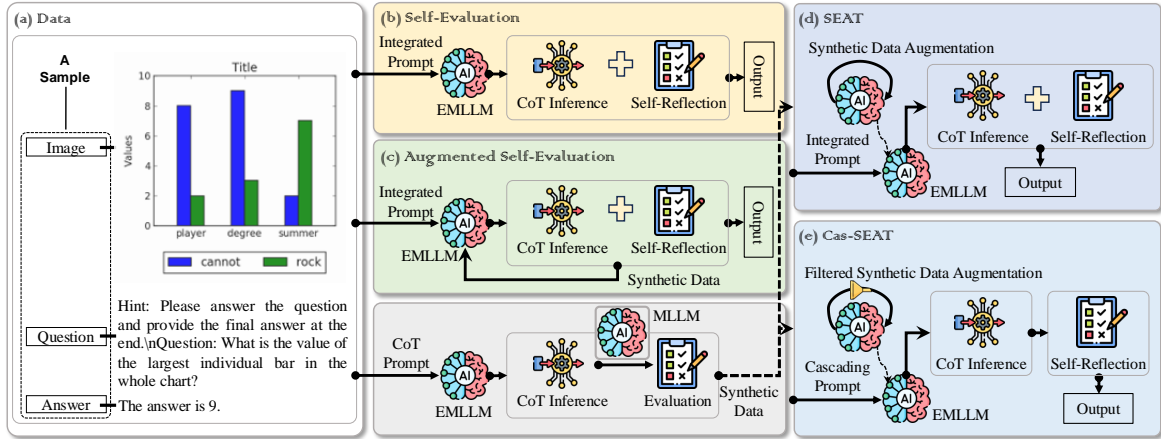


Figure 1: Several modes of self-evaluation: (a) A multimodal dataset containing images, questions, and answers. (b) The typical approach in existing methods, where the model performs self-evaluation directly during inference. (c) The primary model synthesizes self-evaluation data and uses it for its own training. (d) A more powerful model evaluates the primary model’s outputs, and the primary model learns from this feedback to develop self-evaluation capabilities. (e) A more powerful model evaluates a small subset of the primary model’s outputs, combines the evaluations with CoT data, and feeds them into the primary model. This approach also decomposes prompts and tasks to enable cascading self-evaluation capabilities.

during the inference stage (Xu et al., 2024; Lightman et al., 2024). They guide models to evaluate each reasoning step for accuracy but rarely generate evaluation data during training to enhance the self-evaluation capabilities of LLMs and MLLMs. Research on EMLLMs in this area remains non-existent. Due to their smaller parameter sizes, EMLLMs struggle to evaluate their own reasoning steps effectively or correct errors (as evidenced by the negligible performance improvement after evaluation in Figure 3’s black bar).

To address these challenges, we propose *Self-Evaluation Augmented Training (SEAT)*. SEAT leverages more powerful EMLLMs to perform CoT reasoning and evaluate it. By refining these evaluations, we generate high-quality reasoning samples that help improve the overall reasoning quality and self-evaluation capabilities of the target model (referred to as the "main model" in this paper). However, the limited parameter scale of EMLLMs introduces two challenges to this process: (1) integrating reasoning and evaluation tasks into a single prompt leads to excessively long prompts during both input and output stages, overwhelming EMLLMs. For EMLLMs to understand that they need to perform CoT inference and self-evaluation, a long prompt is required. The output, consisting of step-by-step reasoning and the corresponding self-evaluation for each step, has to become even longer. (2) introducing extended evaluation data into EMLLMs can diminish their inherent CoT reasoning capabilities (as evidenced by SEAT’s poor inference and evaluation perfor-

mance in Table 1, 2, 3, and 4).

To overcome these limitations, we further propose the *Cascaded Self-Evaluation Augmented Training (Cas-SEAT)* method. Cas-SEAT decouples the reasoning and self-evaluation processes into two separate tasks using two cascaded short prompts instead of a single lengthy integrated prompt. Regarding data handling, Cas-SEAT annotates only a small subset of data using the evaluation prompt in the evaluation phase and mixes this data with the reasoning prompt annotations from the reasoning phase. This approach ensures that EMLLMs first enhance their CoT reasoning capabilities before learning self-evaluation, as we believe that robust CoT reasoning is the foundation for effective self-evaluation. We also minimize the cost of Cas-SEAT to ensure its applicability in resource-constrained environments. During evaluation data synthesis, we use only open-source EMLLMs with 7B parameters and annotate a small dataset with short prompts. This method primarily generates high-quality reasoning samples, adding minimal self-evaluation data to optimize both data utility and training efficiency. Experimental results show that Cas-SEAT significantly improves self-evaluation capabilities compared to existing methods, with performance gains of 19.68%, 55.57%, and 46.79% on the Math-Vista, Math-V, and We-Math datasets, respectively. Equally important, as the first work to explore self-evaluation augmented training for EMLLMs, both Cas-SEAT and the Cas-SEAT Dataset we constructed provide a valuable foundation and

reference for future research in this domain.

In summary, our contributions are as follows:

- We propose *SEAT*, exploring how EMLLMs improve their CoT reasoning and self-evaluation capabilities by learning from CoT-generated self-evaluation data. To the best of our knowledge, this is the first study of its kind on EMLLMs and is rare even among LLMs and MLLMs.
- We designed *Cas-SEAT* to effectively address the challenges EMLLMs face with handling long prompt inputs and lengthy CoT and self-evaluation outputs, successfully enhancing self-evaluation capabilities while maintaining CoT reasoning abilities.
- We construct the *Cas-SEAT Dataset*, the first dataset tailored for self-evaluation augmented training of EMLLMs. It is low-cost yet effective, facilitating future research.
- We conducted extensive experiments across multiple datasets, exploring different model architectures (LLaVA-1.5, Qwen2-VL) and parameter scales (7B, 2B). We performed a detailed analysis of overall performance, variations in performance across different aspects, and further investigated the CoT reasoning ability and self-evaluation capability. The experimental results demonstrate that utilizing *Cas-SEAT* significantly enhances performance.

2 Related Work

CoT Reasoning. CoT reasoning (Huang et al., 2022; Hoffmann et al., 2022; Chowdhery et al., 2022; Wei et al., 2022a; Zhang et al., 2022; Kojima et al., 2022) enhances the performance of LLMs by forcing them to perform step-by-step reasoning. The initial idea was proposed by Wei et al. (2022b), demonstrating that simply modifying the prompt could significantly improve model performance on complex tasks. Following Wei et al. (2022b), numerous studies have shown that LLMs can perform CoT reasoning through zero-shot CoT prompting ((Kojima et al., 2022)) and few-shot CoT prompting ((Wei et al., 2022b; Zhang et al., 2022)). Improvements have been made in areas such as self-consistency (Wang et al., 2022b), least-to-most prompting (Zhou et al., 2022), dynamic least-to-most prompting (Drozдов et al., 2022), bootstrapping training (Zelikman et al., 2022), and self-training (Huang et al., 2022).

Wang et al. (2022b,a) refined the original CoT prompting by marginalizing over diverse reasoning paths, while Zelikman et al. (2022); Huang et al. (2022) improved CoT prompting through bootstrapping on self-generated CoT prompts. Li et al. (2022a) introduced a voting classifier to filter sampled CoT prompts before the final prediction. Additionally, prompt enhancement and selection (Shum et al., 2023), meta-heuristic approaches (Pan et al., 2023), and meta-graph prompting (Pan et al., 2024) have further advanced standard CoT prompting. Existing CoT studies pay little attention to the correctness of synthesized CoT data, especially lacking focus on the CoT capabilities of EMLLMs. CoT reasoning is more challenging for EMLLMs. Our *Cas-SEAT* improves the quality of synthesized training data through self-evaluation and enhances the CoT reasoning capabilities of EMLLMs.

LLM Self-Evaluation. Recent research on LLM calibration has shown that current LLMs can achieve well-calibrated predictions in specific tasks (Rae et al., 2021; Kadavath et al., 2022; Guo et al., 2017; Kadavath et al., 2022; Jiang et al., 2021; Kuhn et al., 2023; Fu et al., 2023). For instance, Liu et al. (Liu et al., 2023a) leveraged CoT prompting to use GPT-4 for text evaluation. Kocmi and Federmann (Kocmi and Federmann, 2023); Xu et al. (Xu et al., 2023) designed methods focused on enabling LLMs to produce more fine-grained correction annotations. Additionally, Koo et al. (Koo et al., 2023), Zheng et al. (Zheng et al., 2023), Chang et al. (Chang et al., 2023), Deutsch et al. (Deutsch et al., 2022), and Liu et al. (Liu et al., 2023b) explored issues of self-reinforcing bias and fairness in LLMs. It is worth noting that scaling up model size plays a crucial role in improving calibration (Rae et al., 2021; Wei et al., 2022a). As LLMs exhibit strong calibration capabilities, more research has focused on prompting LLMs for self-evaluation (Golovneva et al., 2022; Zhang et al., 2023; Shinn et al., 2023; Madaan et al., 2024; Paul et al., 2023). Although dedicated evaluators have proven effective in assessing the correctness of reasoning data (Li et al., 2022b; Xu et al., 2024), self-evaluation is more efficient compared to using external models for evaluation, as it eliminates the need for additional annotations and evaluators (Li et al., 2022a). Unlike existing methods that optimize the reasoning process through self-evaluation,

our approach uses synthetic self-evaluation data to enhance model training. Moreover, we focus on EMLLMs, which introduce additional challenges to the training and reasoning processes of self-evaluation.

3 Methodology

3.1 Problem Formulation and Notations

Data and Model. The primary EMLLM model is denoted as \mathcal{M} , with parameters Θ_0 . To achieve better performance on the target task, \mathcal{M} needs to be fine-tuned on the dataset \mathcal{D} . We use $\{\mathcal{X}, \mathcal{Y}\}$ to represent a sample, \mathcal{X} include images \mathcal{I} and queries \mathcal{Q} , and \mathcal{Y} represents answers. After fine-tuning, Θ_0 will be optimized to Θ . The output of \mathcal{M} are denoted as $\hat{\mathcal{Y}}$. \mathcal{D}_{se} represents the self-evaluation data generated by \mathcal{M} . A more powerful EMLLM model is denoted as \mathcal{G} , which generates CoT reasoning data based on \mathcal{D} , denoted as \mathcal{S}_{cot} . After evaluating \mathcal{S}_{cot} , \mathcal{G} produces self-evaluation training data, denoted as \mathcal{S}_{se} . A small subset of \mathcal{S}_{cot} is selected, denoted as \mathcal{S}_{cot}^{sub} , and after being evaluated by \mathcal{G} , generates cascaded self-evaluation training data, denoted as \mathcal{S}_{cse} .

Prompt. The prompts used for \mathcal{M} inference and self-evaluation are denoted as P and P_{se} , respectively. The prompts used by \mathcal{G} to generate cascading CoT data and evaluation data are denoted as P_{cot} and P_{cse} , respectively. The prompts used by \mathcal{G} to generate CoT data and evaluation data are denoted as P_{cot} and P_{cse} , respectively. Identical symbols indicate identical prompts.

Formula. We formalize the existing studies to facilitate a formula-based comparison of their differences. l represents the loss function.

Inference:

$$\hat{\mathcal{Y}} = \mathcal{M}(\{P \text{ or } P_{cot} \text{ or } P_{se}\}, \mathcal{X}; \Theta_0), \mathcal{X} \in \mathcal{D} \quad (1)$$

Finetune:

$$\arg \min_{\Theta_0} \mathcal{L} = \sum_{\mathcal{X}, \mathcal{Y} \in \mathcal{D}} l(\mathcal{Y}, \mathcal{M}(P \text{ or } P_{cot}, \mathcal{X}; \Theta_0)) \quad (2)$$

Augmented CoT:

$$\begin{cases} \mathcal{S}_{cot} = \mathcal{G}(P_{cot}, \mathcal{X}; \Theta) \\ \arg \min_{\Theta} \mathcal{L} = \sum_{\mathcal{X}, \mathcal{Y} \in \mathcal{S}_{cot}} l(\mathcal{Y}, \mathcal{M}(P \text{ or } P_{cot}, \mathcal{X}; \Theta)) \end{cases} \quad (3)$$

SEAT:

$$\begin{cases} \mathcal{S}_{se} = \mathcal{M}(P_{se}, \mathcal{X}; \Theta) \\ \arg \min_{\Theta} \mathcal{L} = \sum_{\mathcal{X}, \mathcal{Y} \in \mathcal{S}_{se}} l(\mathcal{Y}, \mathcal{M}(P_{se}, \mathcal{X}; \Theta)) \end{cases} \quad (4)$$

Cas-SEAT:

$$\begin{cases} \mathcal{S}_{cot} = \mathcal{G}(P_{cot}, \mathcal{X}; \Theta) \\ \mathcal{S}_{cse} = \mathcal{G}(P_{cse}, \mathcal{X}; \Theta) \\ \arg \min_{\Theta} \mathcal{L} = \sum_{\mathcal{X}, \mathcal{Y} \in \{\mathcal{S}_{cot}, \mathcal{S}_{cse}\}} l(\mathcal{Y}, \mathcal{M}(P_{cse}, \mathcal{X}; \Theta)) \end{cases} \quad (5)$$

3.2 SEAT

Since self-evaluation has been proven effective in LLMs and MLLMs, we tested the self-evaluation performance of EMLLM, as shown in Figure 3. Specifically, we evaluated inference and post-inference evaluation using the LLaVA-based Base(pretrained model), Finetune (finetune on Math360k), and Augmented CoT (Qwen2-VL (7B) annotates CoT data on Math360k, which is then learned by LLaVA-1.5.) on MathVista, Math-V, and We-Math. We observed that, in most cases, evaluation led to some improvement, though the improvement was not significant. However, in certain cases, evaluation resulted in a performance decline. We believe this variability in performance is primarily due to the lack of evaluation-specific data during training. Therefore, we aim to enhance the evaluation capabilities of EMLLM by synthesizing more self-evaluation data for its training.

The prompt P_{se} and the training data \mathcal{S}_{se} for Augmented Self-Evaluation are shown in Figure 2. The prompt divides Augmented Self-Evaluation into two parts: CoT reasoning and self-evaluation. The self-evaluation also includes data selection, where the MLLM autonomously determines which data to use for learning and which to discard. The learning process can be formulated as Equation 4.

3.3 Cas-SEAT

Due to the parameter limitations of EMLLM, its performance significantly degrades in scenarios involving long-token inputs and outputs. Consequently, Augmented Self-Evaluation often leads to a decline in performance. To address this issue, we decouple the inference and evaluation processes, as illustrated in Figure 2. First, we use a more powerful EMLLM \mathcal{G} to obtain \mathcal{S}_{cot} based on P_{cot} . Next, we continue to use \mathcal{G} to evaluate the incorrect parts of \mathcal{S}_{cot} , denoted as $Error(\mathcal{S}_{cot})$. This process produces $\mathcal{S}_{cse} = \mathcal{G}(P_{cse}, Error(\mathcal{S}_{cot}))$.

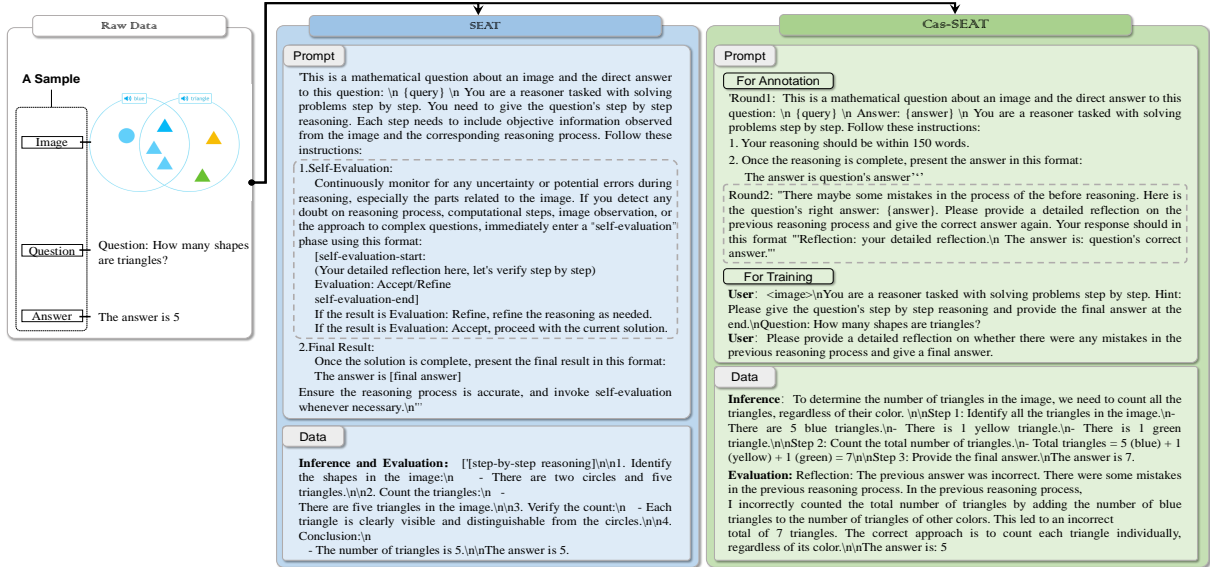


Figure 2: Overview of the method. It illustrates the prompts designed for Augmented Self-Evaluation and Augmented Cascading Self-Evaluation, along with the corresponding training data generated.

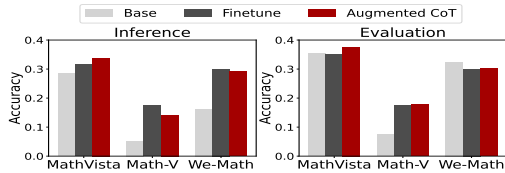


Figure 3: Comparison of evaluation in terms of model performance improvement

Subsequently, we retain the data corrected through evaluation, denoted as $Correct(\mathcal{S}_{cse})$, which satisfies the relationship $Correct(\mathcal{S}_{cse}) \subset \mathcal{S}_{cse}$. For simplicity, $Correct(\mathcal{S}_{cse})$ is abbreviated as \mathcal{S}_{cse} . So the whole equation to get \mathcal{S}_{cse} is:

$$\mathcal{S}_{cse} := Correct(\mathcal{G}(P_{cse}, Error(\mathcal{G}(P_{cot})))) \quad (6)$$

In the above equation, $A := B$ means assigning the value of B to A . Then, \mathcal{M} is fine-tuned on \mathcal{S}_{cse} like Equation 5.

4 Experiments

We conducted experiments to evaluate the effectiveness and generalizability of Cas-SEAT.

4.1 Experimental Setup

4.1.1 Datasets

We train on MathV360K dataset and evaluate on Math-Vista, Math-V, We-Math. MathV360K is a widely used dataset for MLLM training. Math-Vista), Math-V, We-Math are three widely used public benchmarks for MLLM evaluation.

4.1.2 Baselines

To verify the applicability, the following EMLLMs are implemented and compared with

the counterparts combined with the proposed method. We primarily analyzed the effectiveness of our method based on the EMLLMs *LLaVA-v1.5(7B)* (Liu et al., 2024), *Qwen2-VL(2B)* (Wang et al., 2024). Since current EMLLMs research often involves training on various datasets, including those frequently used as test datasets, such as the ones we selected, and many MLLM studies do not disclose their training datasets, we opted not to include EMLLMs published after the release of these datasets to ensure a fair comparison.

4.1.3 Implementation Details

“*Base*”: The pretrained MLLM (Liu et al., 2024; Wang et al., 2024). “*Finetune*”: The pretrained MLLM is lora fine-tuned on Math360k (Hu et al., 2022). “*CoT*”: Qwen2-VL (7B) performs CoT reasoning on Math360k. The MLLM then learns from this data (Wang et al., 2023; Wadhwa et al., 2024). “*SEAT*”: The pretrained MLLM is fine-tuned on Math360k and subsequently performs reasoning on Math360k. Qwen2-VL (7B) evaluates the reasoning outputs of the MLLM, and the MLLM learns from this evaluated data (Xiong et al., 2024). “*Cas-SEAT*”: The pretrained MLLM is fine-tuned on Math360k and subsequently performs reasoning on Math360k. Qwen2-VL (7B) evaluates the MLLM’s incorrect reasoning outputs. These evaluated data are combined with CoT data, and the MLLM learns from this combined dataset.

After obtaining outputs on the test dataset, we first use a more powerful MLLM to extract answers for the MathVista dataset, followed by us-

Method	MathVista						
	Average	Multi-choice	Free-form	Text	Integer	General VQA	Math-targeted VQA
Base (inference)	0.2850	0.4407	0.1022	0.4407	0.1124	0.3391	0.2389
Base (evaluation)	0.3530	<u>0.5407</u>	0.1326	<u>0.5407</u>	0.1459	0.4348	0.2833
Finetune (inference)	0.3160	0.4481	0.1609	<u>0.4481</u>	0.1770	<u>0.3196</u>	0.3130
Finetune (evaluation)	0.3490	0.4926	0.1804	0.4926	0.1986	0.3543	0.3444
CoT (inference)	0.3380	0.4815	0.1696	0.4815	0.1866	0.3326	0.3426
CoT (evaluation)	<u>0.3760</u>	0.5352	<u>0.1891</u>	0.5352	<u>0.2081</u>	0.3957	<u>0.3593</u>
SEAT (inference)	0.2760	0.4278	0.0978	0.4278	0.1077	0.2957	0.2593
SEAT (evaluation)	0.2850	0.4389	0.1043	0.4389	0.1148	0.3196	0.2556
Cas-SEAT (inference)	0.3390	0.4889	0.1630	0.4889	0.1794	0.3652	0.3167
Cas-SEAT (evaluation)	0.4500	0.6222	0.2478	0.6222	0.2727	0.4848	0.4204
Improve	19.68%	15.07%	31.04%	15.07%	31.04%	11.50%	17.01%

Table 1: Comparison of Cas-SEAT and the Baseline on MathVista Dataset

Method	Math-V									
	All	Level1	Level2	Level3	Level4	Level5	ALG	ARI	CG	COM
Base (inference)	0.0526	0.0800	0.0690	0.0364	0.0444	0.0299	0.0000	0.0000	0.2941	0.0526
Base (evaluation)	0.0757	0.1400	0.0690	0.0364	0.0444	0.0896	0.0000	0.0000	0.3529	0.1053
Finetune (inference)	0.1743	<u>0.2075</u>	<u>0.1951</u>	<u>0.0893</u>	0.1778	0.1912	<u>0.1053</u>	0.0000	0.2632	0.0000
Finetune (evaluation)	<u>0.1776</u>	<u>0.2075</u>	<u>0.1951</u>	<u>0.0893</u>	0.1778	<u>0.2059</u>	<u>0.1053</u>	0.0000	0.2632	0.0000
CoT (inference)	0.1414	0.1509	0.1098	0.0714	<u>0.2222</u>	0.1765	0.0526	0.0000	<u>0.3684</u>	0.0526
CoT (evaluation)	0.1447	0.1509	0.1098	0.0714	<u>0.2222</u>	0.1912	<u>0.1053</u>	0.0000	<u>0.3684</u>	0.0526
SEAT (inference)	0.0592	0.1132	0.0488	0.0357	0.0000	0.0882	0.0000	<u>0.0526</u>	0.1579	0.0000
SEAT (evaluation)	0.0888	0.1509	0.0732	0.0714	0.0000	0.1324	0.0000	<u>0.0526</u>	0.1579	0.0526
Cas-SEAT (inference)	0.1711	0.1321	0.1341	0.2321	0.1778	0.1912	0.1579	0.1579	0.2632	0.1579
Cas-SEAT (evaluation)	0.2763	0.2642	0.2439	0.2500	0.3111	0.3235	0.3158	0.1579	0.4211	0.2105
Improve	55.57%	27.33%	25.01%	179.96%	40.01%	57.12%	199.91%	200.19%	14.31%	99.91%

Table 2: Comparison of Cas-SEAT and the Baseline on Math-V Dataset

Method	We-Math					
	Avg(Strict)	IG(Strict)	CM(Strict)	Avg(Loose)	IG(Loose)	CM(Loose)
Base (inference)	0.0143	0.0171	0.0057	0.0657	0.0171	0.0571
Base (evaluation)	<u>0.0733</u>	<u>0.0400</u>	0.0533	<u>0.2829</u>	<u>0.0400</u>	<u>0.2629</u>
Finetune (inference)	0.0695	0.0362	0.0514	<u>0.2562</u>	<u>0.0362</u>	0.2381
Finetune (evaluation)	0.0695	0.0362	0.0514	0.2562	0.0362	0.2381
CoT (inference)	0.0438	0.0305	0.0286	0.1752	0.0305	0.1600
CoT (evaluation)	<u>0.0733</u>	0.0362	<u>0.0552</u>	0.2638	0.0362	0.2457
SEAT (inference)	0.0105	0.0095	0.0057	0.0429	0.0095	0.0381
SEAT (evaluation)	0.0114	0.0114	0.0057	0.0495	0.0114	0.0438
Cas-SEAT (inference)	0.0533	0.0343	0.0362	0.2114	0.0343	0.1943
Cas-SEAT (evaluation)	0.1076	0.0438	0.0857	0.3495	0.0438	0.3276
Improve	46.79%	9.50%	55.25%	23.54%	9.50%	24.61%

Table 3: Comparison of Cas-SEAT and the baselines on We-Math dataset

Method	We-Math									
	UCU	AL	CPF	UPF	CSF	USF	BTF	One-step	Two-step	Three-step
Base (inference)	0.2490	<u>0.2316</u>	0.1577	0.1682	0.2007	0.1708	0.1805	0.1621	0.1472	0.1394
Base (evaluation)	0.3770	0.1649	0.3381	<u>0.3037</u>	<u>0.2964</u>	0.2455	<u>0.2570</u>	<u>0.3243</u>	0.3111	0.3758
Finetune (inference)	0.3770	0.1649	0.3196	0.2664	<u>0.2723</u>	0.2371	<u>0.1950</u>	<u>0.3004</u>	0.2750	0.3394
Finetune (evaluation)	0.3770	0.1649	0.3196	0.2664	<u>0.2723</u>	0.2371	0.2172	0.3021	0.2750	0.3394
CoT (inference)	0.2758	0.2053	0.2977	0.2929	0.2720	<u>0.3280</u>	0.2095	0.2905	0.2500	0.2000
CoT (evaluation)	<u>0.3929</u>	0.1982	<u>0.3453</u>	0.2797	0.2770	0.2528	0.2095	0.3152	0.2806	0.3636
SEAT (inference)	0.0942	0.0263	0.1099	0.1476	0.1083	0.1624	0.1176	0.1210	0.1361	0.1091
SEAT (evaluation)	0.0942	0.0263	0.1179	0.1476	0.1130	0.1624	0.1176	0.1243	0.1472	0.1091
Cas-SEAT (inference)	0.2679	0.3439	0.3240	0.3216	0.3230	0.2408	0.3240	0.3103	0.2861	0.2364
Cas-SEAT (evaluation)	0.4256	0.1982	0.4294	0.3546	0.3303	0.3431	0.3462	0.3909	0.3528	0.4788
Improve	8.32%	-14.42%	24.36%	16.76%	11.44%	4.60%	34.71%	20.54%	13.40%	27.41%

Table 4: Detailed comparison of Cas-SEAT and the baselines on We-Math dataset

ing regular expressions to calculate accuracy. For Math-V and We-Math, we directly use the regular expressions provided in the datasets to calculate accuracy.

4.2 Experimental Results

4.2.1 Overall Assessment of Cas-SEAT

As shown in Tables 1, 2, 3, and 4, we analyzed the experimental results on the MathVista, Math-V,

and We-Math datasets. We evaluated the accuracy of two types of outputs for each method: direct inference (inference) and self-evaluation (evaluation). In addition to overall performance, we conducted tests on multiple subsets of the three datasets, including generalization capability, data types, problem difficulty, and task types. Below is the correspondence between these categories and the columns in the tables. (Due to dataset limitations, some categories could not be tested for certain datasets.): Overall Performance: MathVista (Table 1: Average), Math-V (Table 2: All), We-Math (Table 3: Score (Strict), Score (Loose)). Cas-SEAT shows very significant improvements over the baseline on all datasets, achieving around a 50% improvement on both Math-V and We-Math. Generalization Capability: We-Math (Table 3: Inadequate Generalization (Strict), Complete Mastery (Strict), Inadequate Generalization (Loose), Complete Mastery (Loose)). The improvement range of 9.5% to 55.25% demonstrates Cas-SEAT’s strong generalization capabilities, excelling at problems involving more integrated knowledge points, as evidenced by the significant improvement in Complete Mastery (CM). Data Types: MathVista (Table 1: Text, Integer). Cas-SEAT is better at answering integer-type questions. Problem Difficulty: MathVista (Table 1: Multi-choice, Free-form), Math-V (Table 2: Level1, Level2, Level3, Level4, Level5), We-Math (Table 3: One-step, Two-step, Three-step). The Math-V subsets are divided into five difficulty levels, with higher levels indicating more complex problems. The We-Math subsets are classified according to the number of reasoning steps, with more steps indicating higher difficulty. Cas-SEAT shows a more pronounced advantage on more challenging problems. Task Types: MathVista: General VQA, Math-targeted VQA; Math-V: Algebra (ALG), Arithmetic (ARI), Combinatorial Geometry (CG), Combinatorics (COM); We-Math: Understanding and Conversion of Units (UCU), Angles and Length (AL), Calculation of Plane Figures (CPF), Understanding of Plane Figures (UPF), Calculation of Solid Figures (CSF), Understanding of Solid Figures (USF), Basic Transformations of Figures (BTF). Cas-SEAT exhibits significant improvements over the best baseline method on almost all problem types, especially for numerical computation tasks (Math-V: ALG, ARI). For VQA tasks, Cas-SEAT performs

better on the more difficult Math-targeted VQA.

In summary, we found that: 1. After fine-tuning, the inference ability of EMLLMs improves, but their self-evaluation ability declines. This is because fine-tuning enhances their mathematical reasoning ability but leads to forgetting general knowledge. Using synthetic CoT data based on mathematical datasets for enhanced training shows a similar pattern. 2. SEAT, which integrates CoT inference and self-evaluation training, suffers a significant drop in CoT inference ability, without a substantial improvement in self-evaluation. Even if EMLLMs are first trained with synthetic CoT data, using only self-evaluation training in the second round significantly reduces their CoT reasoning ability. This demonstrates the detrimental effect of long prompts and outputs on EMLLMs, and the difficulty of maintaining both CoT inference and self-evaluation capabilities simultaneously. 3. Cas-SEAT, by separating the CoT inference and self-evaluation tasks and shortening the prompt, preserves robust inference ability. More importantly, it achieves far stronger self-evaluation performance than the baselines. Our approach Cas-SEAT achieves remarkably significant improvements over the best baseline methods, both overall and across each subset. The detailed analysis shows that Cas-SEAT is especially adept at more difficult numerical computation tasks.

4.2.2 Evaluation on Different EMLLMs

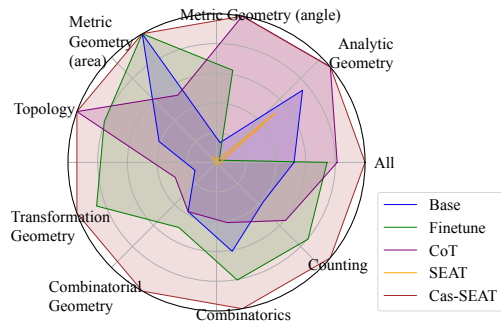


Figure 4: Comparison of Cas-SEAT and the Baseline based on Qwen2-VL(2B).

As shown Figure 4, we used Qwen2-VL (2B) on Math-V to compare the performance of Cas-SEAT with that of the baseline. We take the maximum value of all methods as the circumference and 0 as the center of the circle. The results demonstrated a significant advantage for Cas-SEAT over the baselines. This indicates that our approach is also applicable to smaller EMLLMs with different architectures.

<p>Raw query: Question: Chase wants to buy 4 kilograms of oval beads and 5 kilograms of star-shaped beads. How much will he spend? (Unit: \$)\nHint: Please answer the question requiring an integer answer and provide the final value, e.g., 1, 2, 3, at the end.\nSolution:</p> <p>Raw answer: The answer is 18.</p> <hr/> <p>Base :</p> <p>Inference: 4 kilograms of oval beads cost \$2/kilogram, so Chase will spend $4 \times 2 = 8$ on oval beads.\n5 kilograms of star-shaped beads cost \$3/kilogram, so Chase will spend $5 \times 3 = 15$ on star-shaped beads.\nIn total, Chase will spend $8 + 15 = 23$ on beads</p> <p>Evaluation: There were no mistakes in the previous reasoning process. The final answer is \$23</p> <hr/> <p>Finetune:</p> <p>Inference: The answer is 12</p> <p>Evaluation: The answer is No mistakes, the answer is 12</p> <hr/> <p>CoT:</p> <p>Inference: To find out how much Chase will spend, we need to calculate the cost of the oval beads and the star-shaped beads separately and then add them together.\n\nThe cost of the oval beads is 4 kilograms \times \$2/kilogram = \$8.\n\nThe cost of the star-shaped beads is 5 kilograms \times \$3/kilogram = \$15.\n\nTo find the total cost, we add the cost of the oval beads and the star-shaped beads together: $8 + 15 = 23$.\n\nTherefore, Chase will spend \$23 on the beads.\n\nThe answer is \$23</p> <p>Evaluation: In the previous reasoning process, we calculated the cost of the oval beads and the star-shaped beads separately and then added them together. We found that Chase will spend \$23 on the beads.\n\nThere were no mistakes in the previous reasoning process.\n\nThe answer is \$23</p> <hr/> <p>SEAT:</p> <p>Inference: 1. Self-Evaluation:\n\n* The image shows a table with different types of beads, including oval and star-shaped beads.\n* The table has a price for each type of bead.\n* The task is to calculate the total cost of buying 4 kilograms of oval beads and 5 kilograms of star-shaped beads.\n\n2. Final Result:\n\nThe answer is $2 + 3 = 5$</p> <p>Evaluation: 1. Self-Evaluation:\n\n* The image shows a table with different types of beads, including oval and star-shaped beads.\n* The table has a price for each type of bead.\n* The task is to calculate the total cost of buying 4 kilograms of oval beads and 5 kilograms of star-shaped beads.\n\n2. Final Result:\n\nThe answer is $2 + 3 = 5$</p> <hr/> <p>Cas-SEAT:</p> <p>Inference: To find out how much Chase will spend, we need to calculate the cost of the oval beads and the star-shaped beads separately and then add them together.\n\n1. Cost of oval beads:\n - Quantity: 4 kilograms\n - Price per kilogram: \$2/kilogram\n - Cost: 4 kilograms \times \$2/kilogram = \$8\n\n2. Cost of star-shaped beads:\n - Quantity: 5 kilograms\n - Price per kilogram: \$3/kilogram\n - Cost: 5 kilograms \times \$3/kilogram = \$15\n\n3. Add the costs together:\n - Total cost: $8 + 15 = 23$</p> <p>Evaluation: Reflection:\n\nIn the previous reasoning process, there were some mistakes. The initial step was to calculate the cost of the oval beads and the star-shaped beads separately. However, the calculation for the star-shaped beads was incorrect. The price per kilogram for star-shaped beads was \$3/kilogram instead of \$2/kilogram. This led to an incorrect calculation of the cost.\n\nTo correct this, we need to recalculate the cost of the star-shaped beads using the correct price per kilogram. The correct price per kilogram for star-shaped beads is \$2/kilogram.\n\nThe correct calculation for the cost of the star-shaped beads is as follows:\n - Quantity: 5 kilograms\n - Price per kilogram: \$2/kilogram\n - Cost: 5 kilograms \times \$2/kilogram = \$10\n\nNow, we need to add the costs together:\n - Total cost: $8 + 10 = 18$\n\nTherefore, the correct answer is \$18.\n\nThe answer is \$18</p>	<table border="1"> <tr><td>oval beads</td><td>\$2/kilogram</td></tr> <tr><td>rectangular beads</td><td>\$3/kilogram</td></tr> <tr><td>star-shaped beads</td><td>\$2/kilogram</td></tr> <tr><td>spherical beads</td><td>\$2/kilogram</td></tr> <tr><td>heart-shaped beads</td><td>\$3/kilogram</td></tr> <tr><td>square beads</td><td>\$2/kilogram</td></tr> <tr><td>flower-shaped beads</td><td>\$2/kilogram</td></tr> </table> <p style="text-align: center;">Raw Image</p>	oval beads	\$2/kilogram	rectangular beads	\$3/kilogram	star-shaped beads	\$2/kilogram	spherical beads	\$2/kilogram	heart-shaped beads	\$3/kilogram	square beads	\$2/kilogram	flower-shaped beads	\$2/kilogram
oval beads	\$2/kilogram														
rectangular beads	\$3/kilogram														
star-shaped beads	\$2/kilogram														
spherical beads	\$2/kilogram														
heart-shaped beads	\$3/kilogram														
square beads	\$2/kilogram														
flower-shaped beads	\$2/kilogram														

Figure 5: A bar chart analysis sample in MathVista. **Green background** indicates the raw data, **red text** represents incorrect reasoning processes (sometimes with no reasoning process), **pink background** and **yellow background** denote results from direct reasoning and self-evaluation, respectively. **Blue text** and **blue background** indicate the corrected reasoning process and corrected results, respectively.

4.2.3 Case Study

We present two representative examples in Figure 5 and Figure 6 (in appendix). From Figure 5 and Figure 6, the following observations can be made: 1. *Reasoning Process and Its Accuracy:* Direct reasoning using various methods failed to produce the correct answer. The Base, Finetune, and SEAT methods generally lack a complete reasoning process and jump directly to the final answer. Incorporating CoT data into EMLLM training (e.g., CoT, Cas-SEAT) enables step-by-step reasoning, but it does not always guarantee accurate results. Moreover, although self-evaluation data is constructed based on CoT data, the lengthy prompts and evaluation data diminish the model’s reasoning capability. 2. *Evaluation Process and Its Accuracy:* Generating self-evaluation data from CoT data and applying it to training seems to enhance EMLLM’s self-evaluation capability by enabling targeted training to help the model reflect on whether its outputs are reasonable. However, in many cases, such reflections are superficial, and a large number of self-evaluation instances are in-

effective. In contrast, Cas-SEAT effectively preserves the model’s reasoning ability while significantly enhancing its self-evaluation capability. By mixing a small amount of self-evaluation data into the CoT data, EMLLM maintains its CoT reasoning ability while upgrading its self-evaluation skills. These conclusions hold consistently across several datasets.

5 Conclusion

We proposed *SEAT* and its enhanced variant, *Cas-SEAT*, to improve the self-evaluation capabilities of Efficient Multimodal Large Language Models (EMLLMs). By synthesizing evaluation data with stronger models and using cascaded task decomposition, Cas-SEAT enhances performance while balancing CoT reasoning and self-evaluation, even under resource constraints. Experiments show significant gains on benchmark datasets, and the Cas-SEAT Dataset provides a valuable resource for future research, laying a strong foundation for advancing self-evaluation in EMLLMs.

Limitation

Potential limitations may include a small amount of resource consumption. The method is designed specifically for EMLLMs, and it may not currently be the optimal solution for larger MLLMs.

References

- Kent K Chang, Mackenzie Cramer, Sandeep Soni, and David Bamman. 2023. Speak, memory: An archaeology of books known to chatgpt/gpt-4. *arXiv preprint arXiv:2305.00118*.
- Aakanksha Chowdhery, Sharan Narang, Jacob Devlin, Maarten Bosma, Gaurav Mishra, Adam Roberts, Paul Barham, Hyung Won Chung, Charles Sutton, Sebastian Gehrmann, et al. 2022. Palm: Scaling language modeling with pathways. *arXiv preprint arXiv:2204.02311*.
- Daniel Deutsch, Rotem Dror, and Dan Roth. 2022. On the limitations of reference-free evaluations of generated text. *arXiv preprint arXiv:2210.12563*.
- Andrew Drozdov, Nathanael Schärli, Ekin Akyürek, Nathan Scales, Xinying Song, Xinyun Chen, Olivier Bousquet, and Denny Zhou. 2022. Compositional semantic parsing with large language models. *arXiv preprint arXiv:2209.15003*.
- Jinlan Fu, See-Kiong Ng, Zhengbao Jiang, and Pengfei Liu. 2023. Gptscore: Evaluate as you desire. *arXiv preprint arXiv:2302.04166*.
- Olga Golovneva, Moya Chen, Spencer Poff, Martin Corredor, Luke Zettlemoyer, Maryam Fazel-Zarandi, and Asli Celikyilmaz. 2022. ROSCOE: A suite of metrics for scoring step-by-step reasoning. *arXiv preprint arXiv:2212.07919*.
- Chuan Guo, Geoff Pleiss, Yu Sun, and Kilian Q Weinberger. 2017. On calibration of modern neural networks. In *International conference on machine learning*, pages 1321–1330. PMLR.
- Jordan Hoffmann, Sebastian Borgeaud, Arthur Mensch, Elena Buchatskaya, Trevor Cai, Eliza Rutherford, Diego de Las Casas, Lisa Anne Hendricks, Johannes Welbl, Aidan Clark, Tom Hennigan, Eric Noland, Katie Millican, George van den Driessche, Bogdan Damoc, Aurelia Guy, Simon Osindero, Karen Simonyan, Erich Elsen, Jack W. Rae, Oriol Vinyals, and Laurent Sifre. 2022. Training compute-optimal large language models. *arXiv preprint arXiv:2203.15556*.
- Edward J. Hu, Yelong Shen, Phillip Wallis, Zeyuan Allen-Zhu, Yuanzhi Li, Shean Wang, Lu Wang, and Weizhu Chen. 2022. Lora: Low-rank adaptation of large language models. In *ICLR*. OpenReview.net.
- Jiaxin Huang, Shixiang Shane Gu, Le Hou, Yuexin Wu, Xuezhi Wang, Hongkun Yu, and Jiawei Han. 2022. Large language models can self-improve. *arXiv preprint arXiv:2210.11610*.
- Zhengbao Jiang, Jun Araki, Haibo Ding, and Graham Neubig. 2021. How can we know when language models know? on the calibration of language models for question answering. *Transactions of the Association for Computational Linguistics*, 9:962–977.
- Saurav Kadavath, Tom Conerly, Amanda Askell, Tom Henighan, Dawn Drain, Ethan Perez, Nicholas Schiefer, Zac Hatfield-Dodds, Nova DasSarma, Eli Tran-Johnson, et al. 2022. Language models (mostly) know what they know. *arXiv preprint arXiv:2207.05221*.
- Tom Kocmi and Christian Federmann. 2023. Gemba-mqm: Detecting translation quality error spans with gpt-4. *arXiv preprint arXiv:2310.13988*.
- Takeshi Kojima, Shixiang Shane Gu, Machel Reid, Yutaka Matsuo, and Yusuke Iwasawa. 2022. Large language models are zero-shot reasoners. *arXiv preprint arXiv:2205.11916*.
- Ryan Koo, Minhwa Lee, Vipul Raheja, Jong Inn Park, Zae Myung Kim, and Dongyeop Kang. 2023. Benchmarking cognitive biases in large language models as evaluators. *arXiv preprint arXiv:2309.17012*.
- Lorenz Kuhn, Yarin Gal, and Sebastian Farquhar. 2023. Semantic uncertainty: Linguistic invariances for uncertainty estimation in natural language generation. *arXiv preprint arXiv:2302.09664*.
- Yifei Li, Zeqi Lin, Shizhuo Zhang, Qiang Fu, Bei Chen, Jian-Guang Lou, and Weizhu Chen. 2022a. Making large language models better reasoners with step-aware verifier. *arXiv preprint arXiv:2206.02336*.
- Yifei Li, Zeqi Lin, Shizhuo Zhang, Qiang Fu, Bei Chen, Jian-Guang Lou, and Weizhu Chen. 2022b. On the advance of making language models better reasoners. *arXiv preprint arXiv:2206.02336*.
- Hunter Lightman, Vineet Kosaraju, Yuri Burda, Harrison Edwards, Bowen Baker, Teddy Lee, Jan Leike, John Schulman, Ilya Sutskever, and Karl Cobbe. 2024. Let’s verify step by step. In *ICLR*. OpenReview.net.
- Haotian Liu, Chunyuan Li, Yuheng Li, and Yong Jae Lee. 2024. Improved baselines with visual instruction tuning. In *CVPR*, pages 26286–26296. IEEE.
- Yang Liu, Dan Iter, Yichong Xu, Shuohang Wang, Ruochen Xu, and Chenguang Zhu. 2023a. G-eval: Nlg evaluation using gpt-4 with better human alignment. *arXiv preprint arXiv:2303.16634*.

- Yiqi Liu, Nafise Sadat Moosavi, and Chenghua Lin. 2023b. Lms as narcissistic evaluators: When ego inflates evaluation scores. *arXiv preprint arXiv:2311.09766*.
- Aman Madaan, Niket Tandon, Prakhar Gupta, Skyler Hallinan, Luyu Gao, Sarah Wiegrefe, Uri Alon, Nouha Dziri, Shrimai Prabhunoye, Yiming Yang, et al. 2024. Self-refine: Iterative refinement with self-feedback. *Advances in Neural Information Processing Systems*, 36.
- Rui Pan, Shuo Xing, Shizhe Diao, Xiang Liu, Kashun Shum, Jipeng Zhang, and Tong Zhang. 2023. Plum: Prompt learning using metaheuristic. *arXiv preprint arXiv:2311.08364*.
- Shilong Pan, Zhiliang Tian, Liang Ding, Zhen Huang, Zhihua Wen, and Dongsheng Li. 2024. [Pomp: Probability-driven meta-graph prompter for llms in low-resource unsupervised neural machine translation](#).
- Debjit Paul, Mete Ismayilzada, Maxime Peyrard, Beatriz Borges, Antoine Bosselut, Robert West, and Boi Faltings. 2023. Refiner: Reasoning feedback on intermediate representations. *arXiv preprint arXiv:2304.01904*.
- Jack W Rae, Sebastian Borgeaud, Trevor Cai, Katie Millican, Jordan Hoffmann, Francis Song, John Aslanides, Sarah Henderson, Roman Ring, Susannah Young, et al. 2021. Scaling language models: Methods, analysis & insights from training gopher. *arXiv preprint arXiv:2112.11446*.
- Noah Shinn, Beck Labash, and Ashwin Gopinath. 2023. Reflexion: an autonomous agent with dynamic memory and self-reflection. *arXiv preprint arXiv:2303.11366*, 2(5):9.
- Kashun Shum, Shizhe Diao, and Tong Zhang. 2023. Automatic prompt augmentation and selection with chain-of-thought from labeled data. In *Findings of the Association for Computational Linguistics: EMNLP 2023*, pages 12113–12139.
- Somin Wadhwa, Silvio Amir, and Byron C. Wallace. 2024. Investigating mysteries of cot-augmented distillation. In *EMNLP*, pages 6071–6086. Association for Computational Linguistics.
- Peifeng Wang, Zhengyang Wang, Zheng Li, Yifan Gao, Bing Yin, and Xiang Ren. 2023. SCOTT: self-consistent chain-of-thought distillation. In *ACL (1)*, pages 5546–5558. Association for Computational Linguistics.
- Peng Wang, Shuai Bai, Sinan Tan, Shijie Wang, Zhihao Fan, Jinze Bai, Keqin Chen, Xuejing Liu, Jialin Wang, Wenbin Ge, Yang Fan, Kai Dang, Mengfei Du, Xuancheng Ren, Rui Men, Dayiheng Liu, Chang Zhou, Jingren Zhou, and Junyang Lin. 2024. Qwen2-vl: Enhancing vision-language model’s perception of the world at any resolution. *CoRR*, abs/2409.12191.
- Xuezhi Wang, Jason Wei, Dale Schuurmans, Quoc Le, Ed Chi, and Denny Zhou. 2022a. Rationale-augmented ensembles in language models. *arXiv preprint arXiv:2207.00747*.
- Xuezhi Wang, Jason Wei, Dale Schuurmans, Quoc Le, Ed Chi, and Denny Zhou. 2022b. Self-consistency improves chain of thought reasoning in language models. *arXiv preprint arXiv:2203.11171*.
- Jason Wei, Yi Tay, Rishi Bommasani, Colin Raffel, Barret Zoph, Sebastian Borgeaud, Dani Yogatama, Maarten Bosma, Denny Zhou, Donald Metzler, et al. 2022a. Emergent abilities of large language models. *arXiv preprint arXiv:2206.07682*.
- Jason Wei, Xuezhi Wang, Dale Schuurmans, Maarten Bosma, Ed Chi, Quoc Le, and Denny Zhou. 2022b. Chain of thought prompting elicits reasoning in large language models. *arXiv preprint arXiv:2201.11903*.
- Jason Wei, Xuezhi Wang, Dale Schuurmans, Maarten Bosma, Fei Xia, Ed Chi, Quoc V Le, Denny Zhou, et al. 2022c. Chain-of-thought prompting elicits reasoning in large language models. *Advances in neural information processing systems*, 35:24824–24837.
- Tianyi Xiong, Xiyao Wang, Dong Guo, Qinghao Ye, Haoqi Fan, Quanquan Gu, Heng Huang, and Chunyuan Li. 2024. Llava-critic: Learning to evaluate multimodal models. *arXiv preprint arXiv:2410.02712*.
- Wenda Xu, Danqing Wang, Liangming Pan, Zhenqiao Song, Markus Freitag, William Yang Wang, and Lei Li. 2023. Instructscore: Explainable text generation evaluation with finegrained feedback. *arXiv preprint arXiv:2305.14282*.
- Xin Xu, Shizhe Diao, Can Yang, and Yang Wang. 2024. Can we verify step by step for incorrect answer detection? *arXiv preprint arXiv:2402.10528*.
- Eric Zelikman, Yuhuai Wu, Jesse Mu, and Noah Goodman. 2022. Star: Bootstrapping reasoning with reasoning. *Advances in Neural Information Processing Systems*, 35:15476–15488.
- Tianyi Zhang, Tao Yu, Tatsunori Hashimoto, Mike Lewis, Wen-tau Yih, Daniel Fried, and Sida Wang. 2023. Coder reviewer reranking for code generation. In *International Conference on Machine Learning*, pages 41832–41846. PMLR.
- Zhuosheng Zhang, Aston Zhang, Mu Li, and Alex Smola. 2022. Automatic chain of thought prompting in large language models. *arXiv preprint arXiv:2210.03493*.
- Lianmin Zheng, Wei-Lin Chiang, Ying Sheng, Siyuan Zhuang, Zhanghao Wu, Yonghao Zhuang, Zi Lin, Zhuohan Li, Dacheng Li, Eric Xing, et al. 2023. Judging llm-as-a-judge with mt-bench and chatbot arena. *Advances in Neural Information Processing Systems*, 36:46595–46623.

Denny Zhou, Nathanael Schärli, Le Hou, Jason Wei, Nathan Scales, Xuezhi Wang, Dale Schuurmans, Olivier Bousquet, Quoc Le, and Ed Chi. 2022. Least-to-most prompting enables complex reasoning in large language models. *arXiv preprint arXiv:2205.10625*.

A Appendix

A.1 Supplementary Experiments

A.1.1 Case Study

Figure 6 is a supplementary case, the observed findings can be referred to the section 4.2.3.

A.1.2 Datasets

The statistics of the training dataset used in the experiments is shown in Table 5.

Table 5: Statistics of Datasets.

Dataset	MathV360k	CoT	Cas-SEAT
#Samples	339k	160k	167k

A.1.3 Hyperparameters and Training Schedules

We summarize the hyperparameters and training schedules of the LLaVA-1.5 and Qwen2-VL used in the experiments. Table 6 shows the settings of the LLaVA-1.5 training. Table 7 shows the settings of the Qwen2-VL training.

Table 6: Hyperparameters and training schedules of LLaVA.

MLLM	Hyperparameter	Setting
LLaVA-1.5-7-hf	GPU	Tesla A100 (40GB)
	Batch Size	20
	LoRA Rank	128
	LoRA Alpha	64
	LoRA Dropout	0
	Optimizer	AdamW
	Warmup Steps	50
	Learning rate	2e-5
	Epochs	2

Table 7: Hyperparameters and training schedules of Qwen2-VL.

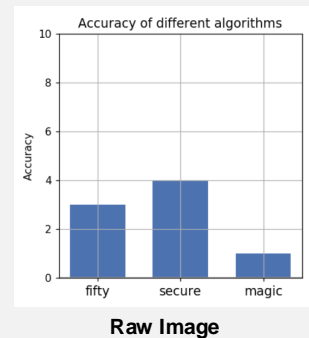
MLLM	Hyperparameter	Setting
Qwen2-VL-2B-Instruct	GPU	Tesla A100 (40GB)
	Batch Size	20
	LoRA Rank	128
	LoRA Alpha	64
	LoRA Dropout	0
	Optimizer	AdamW
	Warmup Steps	50
	Learning rate	2e-5
	Epochs	2

Raw query: Question: What is the sum of the accuracies of the algorithms magic and secure? Hint: Please answer the question requiring an integer answer and provide the final value, e.g., 1, 2, 3, at the end. Solution: Raw answer: The answer is 5

Base :

Inference: 50

Evaluation: In the previous reasoning process, I provided a step-by-step solution to the question, "What is the sum of the accuracies of the algorithms magic and secure?" I analyzed the image and identified the relevant information, such as the different algorithms and their corresponding accuracies. I then calculated the sum of the accuracies for the algorithms magic and secure by adding the corresponding values. After reviewing my reasoning process, I can confidently say that there were no mistakes. I followed the necessary steps to solve the problem and provided the correct final answer. Therefore, I can conclude that my reasoning process was accurate and effective in addressing the question.



Finetune:

Inference: The answer is 10

Evaluation: The answer is No mistakes, the answer is 10

CoT:

Inference: To find the sum of the accuracies of the algorithms magic and secure, we need to add the accuracies of each algorithm. The accuracy of the magic algorithm is 1, and the accuracy of the secure algorithm is 3. Adding these two values together, we get 4. Therefore, the sum of the accuracies of the algorithms magic and secure is 4

Evaluation: In the previous reasoning process, we correctly identified the accuracies of the algorithms magic and secure. We then added the accuracies of each algorithm to find the sum. The answer is 4

SEAT:

Inference: 1. Self-Evaluation: I am confident in my reasoning process and have thoroughly analyzed the image. I have accurately identified the different algorithms and their corresponding accuracy values. Final Result: The sum of the accuracies of the algorithms magic and secure is 50.

Evaluation: Answer: 50

Cas-SEAT:

Inference: To find the sum of the accuracies of the algorithms magic and secure, we need to add the values represented by the bars in the chart. The bar for magic has a value of 1, and the bar for secure has a value of 2. Adding these values together, we get $1 + 2 = 3$. Therefore, the sum of the accuracies of the algorithms magic and secure is 3.

Evaluation: Reflection: There were some mistakes in the previous reasoning process. The previous reasoning process was incorrect because it did not accurately add the values represented by the bars in the chart. The bar for magic has a value of 1, and the bar for secure has a value of 2. Adding these values together, we get $1 + 2 = 3$, which is not the correct answer. The correct answer is 5, as the bar for magic has a value of 1, and the bar for secure has a value of 4. Adding these values together, we get $1 + 4 = 5$. Therefore, the sum of the accuracies of the algorithms magic and secure is 5.

Figure 6: A table analysis sample in MathVista. The meanings of the colors are the same as those in Figure 5.