

Search for the leptonic decay  $D^+ \rightarrow e^+ \nu_e$ 

M. Ablikim<sup>1</sup>, M. N. Achasov<sup>4,c</sup>, P. Adlarson<sup>76</sup>, O. Afedulidis<sup>3</sup>, X. C. Ai<sup>81</sup>, R. Aliberti<sup>35</sup>, A. Amoroso<sup>75A,75C</sup>, Q. An<sup>72,58,a</sup>, Y. Bai<sup>57</sup>, O. Bakina<sup>36</sup>, I. Balossino<sup>29A</sup>, Y. Ban<sup>46,h</sup>, H.-R. Bao<sup>64</sup>, V. Batozskaya<sup>1,44</sup>, K. Begzsuren<sup>32</sup>, N. Berger<sup>35</sup>, M. Berlowski<sup>44</sup>, M. Bertani<sup>28A</sup>, D. Bettoni<sup>29A</sup>, F. Bianchi<sup>75A,75C</sup>, E. Bianco<sup>75A,75C</sup>, A. Bortone<sup>75A,75C</sup>, I. Boyko<sup>36</sup>, R. A. Briere<sup>5</sup>, A. Brueggemann<sup>69</sup>, H. Cai<sup>77</sup>, X. Cai<sup>1,58</sup>, A. Calcaterra<sup>28A</sup>, G. F. Cao<sup>1,64</sup>, N. Cao<sup>1,64</sup>, S. A. Cetin<sup>62A</sup>, X. Y. Chai<sup>46,h</sup>, J. F. Chang<sup>1,58</sup>, G. R. Che<sup>43</sup>, Y. Z. Che<sup>1,58,64</sup>, G. Chelkov<sup>36,b</sup>, C. Chen<sup>43</sup>, C. H. Chen<sup>9</sup>, Chao Chen<sup>55</sup>, G. Chen<sup>1</sup>, H. S. Chen<sup>1,64</sup>, H. Y. Chen<sup>20</sup>, M. L. Chen<sup>1,58,64</sup>, S. J. Chen<sup>42</sup>, S. L. Chen<sup>45</sup>, S. M. Chen<sup>61</sup>, T. Chen<sup>1,64</sup>, X. R. Chen<sup>31,64</sup>, X. T. Chen<sup>1,64</sup>, Y. B. Chen<sup>1,58</sup>, Y. Q. Chen<sup>34</sup>, Z. J. Chen<sup>25,i</sup>, Z. Y. Chen<sup>1,64</sup>, S. K. Choi<sup>10</sup>, X. Chu<sup>12,g</sup>, G. Cibinetto<sup>29A</sup>, F. Cossio<sup>75C</sup>, J. J. Cui<sup>50</sup>, H. L. Dai<sup>1,58</sup>, J. P. Dai<sup>79</sup>, A. Dbeyssi<sup>18</sup>, R. E. de Boer<sup>3</sup>, D. Dedovich<sup>36</sup>, C. Q. Deng<sup>73</sup>, Z. Y. Deng<sup>1</sup>, A. Denig<sup>35</sup>, I. Denysenko<sup>36</sup>, M. Destefanis<sup>75A,75C</sup>, F. De Mori<sup>75A,75C</sup>, B. Ding<sup>67,1</sup>, X. X. Ding<sup>46,h</sup>, Y. Ding<sup>40</sup>, Y. Ding<sup>34</sup>, J. Dong<sup>1,58</sup>, L. Y. Dong<sup>1,64</sup>, M. Y. Dong<sup>1,58,64</sup>, X. Dong<sup>77</sup>, M. C. Du<sup>1</sup>, S. X. Du<sup>81</sup>, Y. Y. Duan<sup>55</sup>, Z. H. Duan<sup>42</sup>, P. Egorov<sup>36,b</sup>, Y. H. Fan<sup>45</sup>, J. Fang<sup>59</sup>, J. Fang<sup>1,58</sup>, S. S. Fang<sup>1,64</sup>, W. X. Fang<sup>1</sup>, Y. Fang<sup>1</sup>, Y. Q. Fang<sup>1,58</sup>, R. Farinelli<sup>29A</sup>, L. Fava<sup>75B,75C</sup>, F. Feldbauer<sup>3</sup>, G. Felici<sup>28A</sup>, C. Q. Feng<sup>72,58</sup>, Y. T. Feng<sup>72,58</sup>, M. Fritsch<sup>3</sup>, C. D. Fu<sup>1</sup>, J. L. Fu<sup>64</sup>, Y. W. Fu<sup>1,64</sup>, H. Gao<sup>64</sup>, X. B. Gao<sup>41</sup>, Y. Gao<sup>72,58</sup>, Y. N. Gao<sup>46,h</sup>, S. Garbolino<sup>75C</sup>, I. Garzia<sup>29A,29B</sup>, P. T. Ge<sup>19</sup>, Z. W. Ge<sup>42</sup>, C. Geng<sup>59</sup>, E. M. Gersabeck<sup>68</sup>, A. Gilman<sup>70</sup>, K. Goetzen<sup>13</sup>, L. Gong<sup>40</sup>, W. X. Gong<sup>1,58</sup>, W. Gradl<sup>35</sup>, S. Gramigna<sup>29A,29B</sup>, M. Greco<sup>75A,75C</sup>, M. H. Gu<sup>1,58</sup>, Y. T. Gu<sup>15</sup>, C. Y. Guan<sup>1,64</sup>, A. Q. Guo<sup>31</sup>, L. B. Guo<sup>41</sup>, M. J. Guo<sup>50</sup>, R. P. Guo<sup>49</sup>, Y. P. Guo<sup>12,g</sup>, A. Guskov<sup>36,b</sup>, J. Gutierrez<sup>27</sup>, K. L. Han<sup>64</sup>, T. T. Han<sup>1</sup>, F. Hanisch<sup>3</sup>, X. Q. Hao<sup>19</sup>, F. A. Harris<sup>66</sup>, K. K. He<sup>55</sup>, K. L. He<sup>1,64</sup>, F. H. Heinsius<sup>3</sup>, C. H. Heinz<sup>35</sup>, Y. K. Heng<sup>1,58,64</sup>, C. Herold<sup>60</sup>, T. Holtmann<sup>3</sup>, P. C. Hong<sup>34</sup>, G. Y. Hou<sup>1,64</sup>, X. T. Hou<sup>1,64</sup>, Y. R. Hou<sup>64</sup>, L. L. Hou<sup>1</sup>, H. M. Hu<sup>1,64</sup>, J. F. Hu<sup>56,j</sup>, Q. P. Hu<sup>72,58</sup>, S. L. Hu<sup>12,g</sup>, T. Hu<sup>1,58,64</sup>, Y. Hu<sup>1</sup>, G. S. Huang<sup>72,58</sup>, K. X. Huang<sup>59</sup>, Z. Q. Huang<sup>31,64</sup>, X. T. Huang<sup>50</sup>, Y. P. Huang<sup>1</sup>, Y. S. Huang<sup>59</sup>, T. Hussain<sup>74</sup>, F. Hölzken<sup>3</sup>, N. Hüsken<sup>35</sup>, N. in der Wiesche<sup>69</sup>, J. Jackson<sup>27</sup>, Q. Ji<sup>1</sup>, Q. P. Ji<sup>19</sup>, W. Ji<sup>1,64</sup>, X. B. Ji<sup>1,64</sup>, X. L. Ji<sup>1,58</sup>, Y. Y. Ji<sup>50</sup>, X. Q. Jia<sup>50</sup>, Z. K. Jia<sup>72,58</sup>, D. Jiang<sup>1,64</sup>, H. B. Jiang<sup>77</sup>, P. C. Jiang<sup>46,h</sup>, S. S. Jiang<sup>39</sup>, T. J. Jiang<sup>16</sup>, X. S. Jiang<sup>1,58,64</sup>, Y. Jiang<sup>64</sup>, J. B. Jiao<sup>50</sup>, J. K. Jiao<sup>34</sup>, Z. Jiao<sup>23</sup>, S. Jin<sup>42</sup>, Y. Jin<sup>67</sup>, M. Q. Jing<sup>1,64</sup>, X. M. Jing<sup>64</sup>, T. Johansson<sup>76</sup>, S. Kabana<sup>33</sup>, N. Kalantar-Nayestanaki<sup>65</sup>, X. L. Kang<sup>9</sup>, X. S. Kang<sup>40</sup>, M. Kavatsyuk<sup>65</sup>, B. C. Ke<sup>81</sup>, V. Khachatryan<sup>27</sup>, A. Khoukaz<sup>69</sup>, R. Kiuchi<sup>1</sup>, O. B. Kolcu<sup>62A</sup>, B. Kopf<sup>3</sup>, M. Kuessner<sup>3</sup>, X. Kui<sup>1,64</sup>, N. Kumar<sup>26</sup>, A. Kupsc<sup>44,76</sup>, W. Kühn<sup>37</sup>, J. J. Lane<sup>68</sup>, L. Lavezzi<sup>75A,75C</sup>, T. T. Lei<sup>72,58</sup>, M. Lellmann<sup>35</sup>, T. Lenz<sup>35</sup>, C. Li<sup>47</sup>, C. Li<sup>43</sup>, C. Li<sup>72,58</sup>, C. H. Li<sup>39</sup>, D. M. Li<sup>81</sup>, F. Li<sup>1,58</sup>, G. Li<sup>1</sup>, H. B. Li<sup>1,64</sup>, H. J. Li<sup>19</sup>, H. N. Li<sup>56,j</sup>, Hui Li<sup>43</sup>, J. R. Li<sup>61</sup>, J. S. Li<sup>59</sup>, K. Li<sup>1</sup>, K. L. Li<sup>19</sup>, L. J. Li<sup>1,64</sup>, L. K. Li<sup>1</sup>, Lei Li<sup>48</sup>, M. H. Li<sup>43</sup>, P. R. Li<sup>38,k,l</sup>, Q. M. Li<sup>1,64</sup>, Q. X. Li<sup>50</sup>, R. Li<sup>17,31</sup>, S. X. Li<sup>12</sup>, T. Li<sup>50</sup>, W. D. Li<sup>1,64</sup>, W. G. Li<sup>1,a</sup>, X. Li<sup>1,64</sup>, X. H. Li<sup>72,58</sup>, X. L. Li<sup>50</sup>, X. Y. Li<sup>1,8</sup>, X. Z. Li<sup>59</sup>, Y. G. Li<sup>46,h</sup>, Z. J. Li<sup>59</sup>, Z. Y. Li<sup>79</sup>, C. Liang<sup>42</sup>, H. Liang<sup>72,58</sup>, H. Liang<sup>1,64</sup>, Y. F. Liang<sup>54</sup>, Y. T. Liang<sup>31,64</sup>, G. R. Liao<sup>14</sup>, Y. P. Liao<sup>1,64</sup>, J. Libby<sup>26</sup>, A. Limphirat<sup>60</sup>, C. C. Lin<sup>55</sup>, D. X. Lin<sup>31,64</sup>, T. Lin<sup>1</sup>, B. J. Liu<sup>1</sup>, B. X. Liu<sup>77</sup>, C. Liu<sup>34</sup>, C. X. Liu<sup>1</sup>, F. Liu<sup>1</sup>, F. H. Liu<sup>53</sup>, Feng Liu<sup>6</sup>, G. M. Liu<sup>56,j</sup>, H. Liu<sup>38,k,l</sup>, H. B. Liu<sup>15</sup>, H. H. Liu<sup>1</sup>, H. M. Liu<sup>1,64</sup>, Huihui Liu<sup>21</sup>, J. B. Liu<sup>72,58</sup>, J. Y. Liu<sup>1,64</sup>, K. Liu<sup>38,k,l</sup>, K. Y. Liu<sup>40</sup>, Ke Liu<sup>22</sup>, L. Liu<sup>72,58</sup>, L. C. Liu<sup>43</sup>, Lu Liu<sup>43</sup>, M. H. Liu<sup>12,g</sup>, P. L. Liu<sup>1</sup>, Q. Liu<sup>64</sup>, S. B. Liu<sup>72,58</sup>, T. Liu<sup>12,g</sup>, W. K. Liu<sup>43</sup>, W. M. Liu<sup>72,58</sup>, X. Liu<sup>39</sup>, X. Liu<sup>38,k,l</sup>, Y. Liu<sup>38,k,l</sup>, Y. Liu<sup>81</sup>, Y. B. Liu<sup>43</sup>, Z. A. Liu<sup>1,58,64</sup>, Z. D. Liu<sup>9</sup>, Z. Q. Liu<sup>50</sup>, X. C. Lou<sup>1,58,64</sup>, F. X. Lu<sup>59</sup>, H. J. Lu<sup>23</sup>, J. G. Lu<sup>1,58</sup>, X. L. Lu<sup>1</sup>, Y. Lu<sup>7</sup>, Y. P. Lu<sup>1,58</sup>, Z. H. Lu<sup>1,64</sup>, C. L. Lu<sup>41</sup>, J. R. Luo<sup>59</sup>, M. X. Luo<sup>80</sup>, T. Luo<sup>12,g</sup>, X. L. Luo<sup>1,58</sup>, X. R. Lyu<sup>64,p</sup>, Y. F. Lyu<sup>43</sup>, F. C. Ma<sup>40</sup>, H. Ma<sup>79</sup>, H. L. Ma<sup>1</sup>, J. L. Ma<sup>1,64</sup>, L. L. Ma<sup>50</sup>, L. R. Ma<sup>67</sup>, M. M. Ma<sup>1,64</sup>, Q. M. Ma<sup>1</sup>, R. Q. Ma<sup>1,64</sup>, T. Ma<sup>72,58</sup>, X. T. Ma<sup>1,64</sup>, X. Y. Ma<sup>1,58</sup>, Y. M. Ma<sup>31</sup>, F. E. Maas<sup>18</sup>, I. MacKay<sup>70</sup>, M. Maggiora<sup>75A,75C</sup>, S. Malde<sup>70</sup>, Q. A. Malik<sup>74</sup>, Y. J. Mao<sup>46,h</sup>, Z. P. Mao<sup>1</sup>, S. Marcello<sup>75A,75C</sup>, Z. X. Meng<sup>67</sup>, J. G. Messchendorp<sup>13,65</sup>, G. Mezzadri<sup>29A</sup>, H. Miao<sup>1,64</sup>, T. J. Min<sup>42</sup>, R. E. Mitchell<sup>27</sup>, X. H. Mo<sup>1,58,64</sup>, B. Moses<sup>27</sup>, N. Yu. Muchnoi<sup>4,c</sup>, J. Muskalla<sup>35</sup>, Y. Nefedov<sup>36</sup>, F. Nerling<sup>18,e</sup>, L. S. Nie<sup>20</sup>, I. B. Nikolaev<sup>4,c</sup>, Z. Ning<sup>1,58</sup>, S. Nisar<sup>11,m</sup>, Q. L. Niu<sup>38,k,l</sup>, W. D. Niu<sup>55</sup>, Y. Niu<sup>50</sup>, S. L. Olsen<sup>10,64</sup>, S. L. Olsen<sup>64</sup>, Q. Ouyang<sup>1,58,64</sup>, S. Pacetti<sup>28B,28C</sup>, X. Pan<sup>55</sup>, Y. Pan<sup>57</sup>, Y. P. Pei<sup>72,58</sup>, M. Pelizaeus<sup>3</sup>, H. P. Peng<sup>72,58</sup>, Y. Y. Peng<sup>38,k,l</sup>, K. Peters<sup>13,e</sup>, J. L. Ping<sup>41</sup>, R. G. Ping<sup>1,64</sup>, S. Plura<sup>35</sup>, V. Prasad<sup>33</sup>, F. Z. Qi<sup>1</sup>, H. R. Qi<sup>61</sup>, M. Qi<sup>42</sup>, T. Y. Qi<sup>12,g</sup>, S. Qian<sup>1,58</sup>, W. B. Qian<sup>64</sup>, C. F. Qiao<sup>64</sup>, J. H. Qiao<sup>19</sup>, J. J. Qin<sup>73</sup>, L. Q. Qin<sup>14</sup>, L. Y. Qin<sup>72,58</sup>, X. P. Qin<sup>12,g</sup>, X. S. Qin<sup>50</sup>, Z. H. Qin<sup>1,58</sup>, J. F. Qiu<sup>1</sup>, Z. H. Qu<sup>73</sup>, C. F. Redmer<sup>35</sup>, K. J. Ren<sup>39</sup>, A. Rivetti<sup>75C</sup>, M. Rolo<sup>75C</sup>, G. Rong<sup>1,64</sup>, Ch. Rosner<sup>18</sup>, M. Q. Ruan<sup>1,58</sup>, S. N. Ruan<sup>43</sup>, N. Salone<sup>44</sup>, A. Sarantsev<sup>36,d</sup>, Y. Schelhaas<sup>35</sup>, K. Schoenning<sup>76</sup>, M. Scodeggio<sup>29A</sup>, K. Y. Shan<sup>12,g</sup>, W. Shan<sup>24</sup>, X. Y. Shan<sup>72,58</sup>, Z. J. Shang<sup>38,k,l</sup>, J. F. Shangguan<sup>16</sup>, L. G. Shao<sup>1,64</sup>, M. Shao<sup>72,58</sup>, C. P. Shen<sup>12,g</sup>, H. F. Shen<sup>1,8</sup>, W. H. Shen<sup>64</sup>, X. Y. Shen<sup>1,64</sup>, B. A. Shi<sup>64</sup>, H. Shi<sup>72,58</sup>, J. L. Shi<sup>12,g</sup>, J. Y. Shi<sup>1</sup>, Q. Q. Shi<sup>55</sup>, S. Y. Shi<sup>73</sup>, X. Shi<sup>1,58</sup>, J. J. Song<sup>19</sup>, T. Z. Song<sup>59</sup>, W. M. Song<sup>34</sup>, Y. J. Song<sup>12,g</sup>, Y. X. Song<sup>46,h,n</sup>, S. Sosio<sup>75A,75C</sup>, S. Spataro<sup>75A,75C</sup>, F. Stieler<sup>35</sup>, S. S. Su<sup>40</sup>, Y. J. Su<sup>64</sup>, G. B. Sun<sup>77</sup>, G. X. Sun<sup>1</sup>, H. Sun<sup>64</sup>, H. K. Sun<sup>1</sup>, J. F. Sun<sup>19</sup>, K. Sun<sup>61</sup>, L. Sun<sup>77</sup>, S. S. Sun<sup>1,64</sup>, T. Sun<sup>51,f</sup>, W. Y. Sun<sup>34</sup>, Y. Sun<sup>9</sup>, Y. J. Sun<sup>72,58</sup>, Y. Z. Sun<sup>1</sup>, Z. Q. Sun<sup>1,64</sup>, Z. T. Sun<sup>50</sup>, C. J. Tang<sup>54</sup>, G. Y. Tang<sup>1</sup>, J. Tang<sup>59</sup>, J. J. Tang<sup>72,58</sup>, Y. A. Tang<sup>77</sup>, L. Y. Tao<sup>73</sup>, Q. T. Tao<sup>25,i</sup>, M. Tat<sup>70</sup>, J. X. Teng<sup>72,58</sup>, W. H. Tian<sup>59</sup>, Y. Tian<sup>31</sup>, Z. F. Tian<sup>77</sup>, I. Uman<sup>62B</sup>, Y. Wan<sup>55</sup>, S. J. Wang<sup>50</sup>, B. Wang<sup>1</sup>, B. L. Wang<sup>64</sup>, Bo Wang<sup>72,58</sup>, D. Y. Wang<sup>46,h</sup>, F. Wang<sup>73</sup>, H. J. Wang<sup>38,k,l</sup>, J. J. Wang<sup>77</sup>, J. P. Wang<sup>50</sup>, K. Wang<sup>1,58</sup>, L. L. Wang<sup>1</sup>, L. W. Wang<sup>34</sup>, M. Wang<sup>50</sup>, N. Y. Wang<sup>64</sup>, S. Wang<sup>12,g</sup>, S. Wang<sup>38,k,l</sup>, T. Wang<sup>12,g</sup>, T. J. Wang<sup>43</sup>, W. Wang<sup>59</sup>, W. Wang<sup>73</sup>, W. P. Wang<sup>35,58,72,o</sup>, X. Wang<sup>46,h</sup>, X. F. Wang<sup>38,k,l</sup>, X. J. Wang<sup>39</sup>, X. L. Wang<sup>12,g</sup>, X. N. Wang<sup>1</sup>, Y. Wang<sup>61</sup>, Y. D. Wang<sup>45</sup>, Y. F. Wang<sup>1,58,64</sup>, Y. H. Wang<sup>38,k,l</sup>, Y. L. Wang<sup>19</sup>, Y. N. Wang<sup>45</sup>, Y. Q. Wang<sup>1</sup>, Yaqian Wang<sup>17</sup>, Yi Wang<sup>61</sup>, Z. Wang<sup>1,58</sup>, Z. L. Wang<sup>73</sup>, Z. Y. Wang<sup>1,64</sup>, Ziyi Wang<sup>64</sup>, D. H. Wei<sup>14</sup>, F. Weidner<sup>69</sup>, S. P. Wen<sup>1</sup>, Y. R. Wen<sup>39</sup>, U. Wiedner<sup>3</sup>, G. Wilkinson<sup>70</sup>, M. Wolke<sup>76</sup>, L. Wollenberg<sup>3</sup>, C. Wu<sup>39</sup>, J. F. Wu<sup>1,8</sup>, L. H. Wu<sup>1</sup>, L. J. Wu<sup>1,64</sup>, X. Wu<sup>12,g</sup>, X. H. Wu<sup>34</sup>, Y. H. Wu<sup>55</sup>, Y. J. Wu<sup>31</sup>, Z. Wu<sup>1,58</sup>, L. Xia<sup>72,58</sup>, X. M. Xian<sup>39</sup>, B. H. Xiang<sup>1,64</sup>, D. Xiao<sup>38,k,l</sup>, G. Y. Xiao<sup>42</sup>, S. Y. Xiao<sup>1</sup>, Y. L. Xiao<sup>12,g</sup>, Z. J. Xiao<sup>41</sup>, C. Xie<sup>42</sup>, X. H. Xie<sup>46,h</sup>, Y. Xie<sup>50</sup>, Y. G. Xie<sup>1,58</sup>, Y. H. Xie<sup>6</sup>, Z. P. Xie<sup>72,58</sup>, T. Y. Xing<sup>1,64</sup>, C. F. Xu<sup>1,64</sup>, C. J. Xu<sup>59</sup>, G. F. Xu<sup>1</sup>, H. Y. Xu<sup>67,2</sup>, M. Xu<sup>72,58</sup>, Q. J. Xu<sup>16</sup>, Q. N. Xu<sup>30</sup>, W. Xu<sup>1</sup>, W. L. Xu<sup>67</sup>, X. P. Xu<sup>55</sup>, Y. Xu<sup>40</sup>, Y. C. Xu<sup>78</sup>, Z. S. Xu<sup>64</sup>, F. Yan<sup>12,g</sup>, L. Yan<sup>12,g</sup>,

W. B. Yan<sup>72,58</sup>, W. C. Yan<sup>81</sup>, W. H. Yan<sup>6</sup>, X. Q. Yan<sup>1,64</sup>, H. J. Yang<sup>51,f</sup>, H. L. Yang<sup>34</sup>, H. X. Yang<sup>1</sup>, J. H. Yang<sup>42</sup>, T. Yang<sup>1</sup>, Y. Yang<sup>12,g</sup>, Y. F. Yang<sup>1,64</sup>, Y. F. Yang<sup>43</sup>, Y. X. Yang<sup>1,64</sup>, Z. W. Yang<sup>38,k,l</sup>, Z. P. Yao<sup>50</sup>, M. Ye<sup>1,58</sup>, M. H. Ye<sup>8</sup>, J. H. Yin<sup>1</sup>, Junhao Yin<sup>43</sup>, Z. Y. You<sup>59</sup>, B. X. Yu<sup>1,58,64</sup>, C. X. Yu<sup>43</sup>, G. Yu<sup>1,64</sup>, G. Yu<sup>13</sup>, J. S. Yu<sup>25,i</sup>, M. C. Yu<sup>40</sup>, T. Yu<sup>73</sup>, X. D. Yu<sup>46,h</sup>, C. Z. Yuan<sup>1,64</sup>, J. Yuan<sup>34</sup>, J. Yuan<sup>45</sup>, L. Yuan<sup>2</sup>, S. C. Yuan<sup>1,64</sup>, X. Q. Yuan<sup>1</sup>, Y. Yuan<sup>1,64</sup>, Z. Y. Yuan<sup>59</sup>, C. X. Yue<sup>39</sup>, A. A. Zafar<sup>74</sup>, F. R. Zeng<sup>50</sup>, S. H. Zeng<sup>63A,63B,63C,63D</sup>, X. Zeng<sup>12,g</sup>, Y. Zeng<sup>25,i</sup>, Y. J. Zeng<sup>59</sup>, Y. J. Zeng<sup>1,64</sup>, X. Y. Zhai<sup>34</sup>, Y. C. Zhai<sup>50</sup>, Y. H. Zhan<sup>59</sup>, A. Q. Zhang<sup>1,64</sup>, B. L. Zhang<sup>1,64</sup>, B. X. Zhang<sup>1</sup>, D. H. Zhang<sup>43</sup>, G. Y. Zhang<sup>19</sup>, H. Zhang<sup>72,58</sup>, H. Zhang<sup>81</sup>, H. C. Zhang<sup>1,58,64</sup>, H. H. Zhang<sup>59</sup>, H. H. Zhang<sup>34</sup>, H. Q. Zhang<sup>1,58,64</sup>, H. R. Zhang<sup>72,58</sup>, H. Y. Zhang<sup>1,58</sup>, J. Zhang<sup>59</sup>, J. Zhang<sup>81</sup>, J. J. Zhang<sup>52</sup>, J. L. Zhang<sup>20</sup>, J. Q. Zhang<sup>41</sup>, J. S. Zhang<sup>12,g</sup>, J. W. Zhang<sup>1,58,64</sup>, J. X. Zhang<sup>38,k,l</sup>, J. Y. Zhang<sup>1</sup>, J. Z. Zhang<sup>1,64</sup>, Jianyu Zhang<sup>64</sup>, L. M. Zhang<sup>61</sup>, Lei Zhang<sup>42</sup>, N. Zhang<sup>82</sup>, P. Zhang<sup>1,8</sup>, Q. Y. Zhang<sup>34</sup>, R. Y. Zhang<sup>38,k,l</sup>, S. H. Zhang<sup>1,64</sup>, Shulei Zhang<sup>25,i</sup>, X. M. Zhang<sup>1</sup>, X. Y. Zhang<sup>40</sup>, X. Y. Zhang<sup>50</sup>, Y. Zhang<sup>1</sup>, Y. Zhang<sup>73</sup>, Y. T. Zhang<sup>81</sup>, Y. H. Zhang<sup>1,58</sup>, Y. M. Zhang<sup>39</sup>, Z. D. Zhang<sup>1</sup>, Z. H. Zhang<sup>1</sup>, Z. L. Zhang<sup>34</sup>, Z. Y. Zhang<sup>43</sup>, Z. Y. Zhang<sup>77</sup>, Z. Z. Zhang<sup>45</sup>, G. Zhao<sup>1</sup>, J. Y. Zhao<sup>1,64</sup>, J. Z. Zhao<sup>1,58</sup>, L. Zhao<sup>72,58</sup>, L. Zhao<sup>1</sup>, M. G. Zhao<sup>43</sup>, N. Zhao<sup>79</sup>, R. P. Zhao<sup>64</sup>, S. J. Zhao<sup>81</sup>, Y. B. Zhao<sup>1,58</sup>, Y. X. Zhao<sup>31,64</sup>, Z. G. Zhao<sup>72,58</sup>, A. Zhemchugov<sup>36,b</sup>, B. Zheng<sup>73</sup>, B. M. Zheng<sup>34</sup>, J. P. Zheng<sup>1,58</sup>, W. J. Zheng<sup>1,64</sup>, Y. H. Zheng<sup>64,p</sup>, B. Zhong<sup>41</sup>, J. Y. Zhou<sup>34</sup>, L. P. Zhou<sup>1,64</sup>, S. Zhou<sup>6</sup>, X. Zhou<sup>77</sup>, X. K. Zhou<sup>6</sup>, X. R. Zhou<sup>72,58</sup>, X. Y. Zhou<sup>39</sup>, Y. Z. Zhou<sup>12,g</sup>, A. N. Zhu<sup>64</sup>, J. Zhu<sup>43</sup>, K. Zhu<sup>1</sup>, K. J. Zhu<sup>1,58,64</sup>, K. S. Zhu<sup>12,g</sup>, L. Zhu<sup>34</sup>, L. X. Zhu<sup>64</sup>, S. H. Zhu<sup>71</sup>, T. J. Zhu<sup>12,g</sup>, W. D. Zhu<sup>41</sup>, Y. C. Zhu<sup>72,58</sup>, Z. A. Zhu<sup>1,64</sup>, J. H. Zou<sup>1</sup>, J. Zu<sup>72,58</sup>

(BESIII Collaboration)

- <sup>1</sup> *Institute of High Energy Physics, Beijing 100049, People's Republic of China*  
<sup>2</sup> *Beihang University, Beijing 100191, People's Republic of China*  
<sup>3</sup> *Bochum Ruhr-University, D-44780 Bochum, Germany*  
<sup>4</sup> *Budker Institute of Nuclear Physics SB RAS (BINP), Novosibirsk 630090, Russia*  
<sup>5</sup> *Carnegie Mellon University, Pittsburgh, Pennsylvania 15213, USA*  
<sup>6</sup> *Central China Normal University, Wuhan 430079, People's Republic of China*  
<sup>7</sup> *Central South University, Changsha 410083, People's Republic of China*  
<sup>8</sup> *China Center of Advanced Science and Technology, Beijing 100190, People's Republic of China*  
<sup>9</sup> *China University of Geosciences, Wuhan 430074, People's Republic of China*  
<sup>10</sup> *Chung-Ang University, Seoul, 06974, Republic of Korea*  
<sup>11</sup> *COMSATS University Islamabad, Lahore Campus, Defence Road, Off Raiwind Road, 54000 Lahore, Pakistan*  
<sup>12</sup> *Fudan University, Shanghai 200433, People's Republic of China*  
<sup>13</sup> *GSI Helmholtzcentre for Heavy Ion Research GmbH, D-64291 Darmstadt, Germany*  
<sup>14</sup> *Guangxi Normal University, Guilin 541004, People's Republic of China*  
<sup>15</sup> *Guangxi University, Nanming 530004, People's Republic of China*  
<sup>16</sup> *Hangzhou Normal University, Hangzhou 310036, People's Republic of China*  
<sup>17</sup> *Hebei University, Baoding 071002, People's Republic of China*  
<sup>18</sup> *Helmholtz Institute Mainz, Staudinger Weg 18, D-55099 Mainz, Germany*  
<sup>19</sup> *Henan Normal University, Xinxiang 453007, People's Republic of China*  
<sup>20</sup> *Henan University, Kaifeng 475004, People's Republic of China*  
<sup>21</sup> *Henan University of Science and Technology, Luoyang 471003, People's Republic of China*  
<sup>22</sup> *Henan University of Technology, Zhengzhou 450001, People's Republic of China*  
<sup>23</sup> *Huangshan College, Huangshan 245000, People's Republic of China*  
<sup>24</sup> *Hunan Normal University, Changsha 410081, People's Republic of China*  
<sup>25</sup> *Hunan University, Changsha 410082, People's Republic of China*  
<sup>26</sup> *Indian Institute of Technology Madras, Chennai 600036, India*  
<sup>27</sup> *Indiana University, Bloomington, Indiana 47405, USA*  
<sup>28</sup> *INFN Laboratori Nazionali di Frascati, (A)INFN Laboratori Nazionali di Frascati, I-00044, Frascati, Italy; (B)INFN Sezione di Perugia, I-06100, Perugia, Italy; (C)University of Perugia, I-06100, Perugia, Italy*  
<sup>29</sup> *INFN Sezione di Ferrara, (A)INFN Sezione di Ferrara, I-44122, Ferrara, Italy; (B)University of Ferrara, I-44122, Ferrara, Italy*  
<sup>30</sup> *Inner Mongolia University, Hohhot 010021, People's Republic of China*  
<sup>31</sup> *Institute of Modern Physics, Lanzhou 730000, People's Republic of China*  
<sup>32</sup> *Institute of Physics and Technology, Mongolian Academy of Sciences, Peace Avenue 54B, Ulaanbaatar 13330, Mongolia*  
<sup>33</sup> *Instituto de Alta Investigación, Universidad de Tarapacá, Casilla 7D, Arica 1000000, Chile*  
<sup>34</sup> *Jilin University, Changchun 130012, People's Republic of China*  
<sup>35</sup> *Johannes Gutenberg University of Mainz, Johann-Joachim-Becher-Weg 45, D-55099 Mainz, Germany*  
<sup>36</sup> *Joint Institute for Nuclear Research, 141980 Dubna, Moscow region, Russia*  
<sup>37</sup> *Justus-Liebig-Universität Giessen, II. Physikalisches Institut, Heinrich-Buff-Ring 16, D-35392 Giessen, Germany*  
<sup>38</sup> *Lanzhou University, Lanzhou 730000, People's Republic of China*  
<sup>39</sup> *Liaoning Normal University, Dalian 116029, People's Republic of China*  
<sup>40</sup> *Liaoning University, Shenyang 110036, People's Republic of China*  
<sup>41</sup> *Nanjing Normal University, Nanjing 210023, People's Republic of China*  
<sup>42</sup> *Nanjing University, Nanjing 210093, People's Republic of China*  
<sup>43</sup> *Nankai University, Tianjin 300071, People's Republic of China*

- <sup>44</sup> National Centre for Nuclear Research, Warsaw 02-093, Poland
- <sup>45</sup> North China Electric Power University, Beijing 102206, People's Republic of China
- <sup>46</sup> Peking University, Beijing 100871, People's Republic of China
- <sup>47</sup> Qufu Normal University, Qufu 273165, People's Republic of China
- <sup>48</sup> Renmin University of China, Beijing 100872, People's Republic of China
- <sup>49</sup> Shandong Normal University, Jinan 250014, People's Republic of China
- <sup>50</sup> Shandong University, Jinan 250100, People's Republic of China
- <sup>51</sup> Shanghai Jiao Tong University, Shanghai 200240, People's Republic of China
- <sup>52</sup> Shanxi Normal University, Linfen 041004, People's Republic of China
- <sup>53</sup> Shanxi University, Taiyuan 030006, People's Republic of China
- <sup>54</sup> Sichuan University, Chengdu 610064, People's Republic of China
- <sup>55</sup> Soochow University, Suzhou 215006, People's Republic of China
- <sup>56</sup> South China Normal University, Guangzhou 510006, People's Republic of China
- <sup>57</sup> Southeast University, Nanjing 211100, People's Republic of China
- <sup>58</sup> State Key Laboratory of Particle Detection and Electronics, Beijing 100049, Hefei 230026, People's Republic of China
- <sup>59</sup> Sun Yat-Sen University, Guangzhou 510275, People's Republic of China
- <sup>60</sup> Suranaree University of Technology, University Avenue 111, Nakhon Ratchasima 30000, Thailand
- <sup>61</sup> Tsinghua University, Beijing 100084, People's Republic of China
- <sup>62</sup> Turkish Accelerator Center Particle Factory Group, (A)Istinye University, 34010, Istanbul, Turkey; (B)Near East University, Nicosia, North Cyprus, 99138, Mersin 10, Turkey
- <sup>63</sup> University of Bristol, H H Wills Physics Laboratory, Tyndall Avenue, Bristol, BS8 1TL, UK
- <sup>64</sup> University of Chinese Academy of Sciences, Beijing 100049, People's Republic of China
- <sup>65</sup> University of Groningen, NL-9747 AA Groningen, The Netherlands
- <sup>66</sup> University of Hawaii, Honolulu, Hawaii 96822, USA
- <sup>67</sup> University of Jinan, Jinan 250022, People's Republic of China
- <sup>68</sup> University of Manchester, Oxford Road, Manchester, M13 9PL, United Kingdom
- <sup>69</sup> University of Muenster, Wilhelm-Klemm-Strasse 9, 48149 Muenster, Germany
- <sup>70</sup> University of Oxford, Keble Road, Oxford OX13RH, United Kingdom
- <sup>71</sup> University of Science and Technology Liaoning, Anshan 114051, People's Republic of China
- <sup>72</sup> University of Science and Technology of China, Hefei 230026, People's Republic of China
- <sup>73</sup> University of South China, Hengyang 421001, People's Republic of China
- <sup>74</sup> University of the Punjab, Lahore-54590, Pakistan
- <sup>75</sup> University of Turin and INFN, (A)University of Turin, I-10125, Turin, Italy; (B)University of Eastern Piedmont, I-15121, Alessandria, Italy; (C)INFN, I-10125, Turin, Italy
- <sup>76</sup> Uppsala University, Box 516, SE-75120 Uppsala, Sweden
- <sup>77</sup> Wuhan University, Wuhan 430072, People's Republic of China
- <sup>78</sup> Yantai University, Yantai 264005, People's Republic of China
- <sup>79</sup> Yunnan University, Kunming 650500, People's Republic of China
- <sup>80</sup> Zhejiang University, Hangzhou 310027, People's Republic of China
- <sup>81</sup> Zhengzhou University, Zhengzhou 450001, People's Republic of China
- <sup>a</sup> Deceased
- <sup>b</sup> Also at the Moscow Institute of Physics and Technology, Moscow 141700, Russia
- <sup>c</sup> Also at the Novosibirsk State University, Novosibirsk, 630090, Russia
- <sup>d</sup> Also at the NRC "Kurchatov Institute", PNPI, 188300, Gatchina, Russia
- <sup>e</sup> Also at Goethe University Frankfurt, 60323 Frankfurt am Main, Germany
- <sup>f</sup> Also at Key Laboratory for Particle Physics, Astrophysics and Cosmology, Ministry of Education; Shanghai Key Laboratory for Particle Physics and Cosmology; Institute of Nuclear and Particle Physics, Shanghai 200240, People's Republic of China
- <sup>9</sup> Also at Key Laboratory of Nuclear Physics and Ion-beam Application (MOE) and Institute of Modern Physics, Fudan University, Shanghai 200443, People's Republic of China
- <sup>h</sup> Also at State Key Laboratory of Nuclear Physics and Technology, Peking University, Beijing 100871, People's Republic of China
- <sup>i</sup> Also at School of Physics and Electronics, Hunan University, Changsha 410082, China
- <sup>j</sup> Also at Guangdong Provincial Key Laboratory of Nuclear Science, Institute of Quantum Matter, South China Normal University, Guangzhou 510006, China
- <sup>k</sup> Also at MOE Frontiers Science Center for Rare Isotopes, Lanzhou University, Lanzhou 730000, People's Republic of China
- <sup>l</sup> Also at Lanzhou Center for Theoretical Physics, Lanzhou University, Lanzhou 730000, People's Republic of China
- <sup>m</sup> Also at the Department of Mathematical Sciences, IBA, Karachi 75270, Pakistan
- <sup>n</sup> Also at Ecole Polytechnique Federale de Lausanne (EPFL), CH-1015 Lausanne, Switzerland
- <sup>o</sup> Also at Helmholtz Institute Mainz, Staudinger Weg 18, D-55099 Mainz, Germany
- <sup>p</sup> Also at Hangzhou Institute for Advanced Study, University of Chinese Academy of Sciences, Hangzhou 310024, China

We search for the leptonic decay  $D^+ \rightarrow e^+\nu_e$  using an  $e^+e^-$  collision data sample with an integrated luminosity of  $20.3 \text{ fb}^{-1}$  collected with the BESIII detector at the center-of-mass energy

of 3.773 GeV. No significant signal is observed and an upper limit on the branching fraction of  $D^+ \rightarrow e^+\nu_e$  is set as  $9.7 \times 10^{-7}$ , at the 90% confidence level. Our upper limit is an order of magnitude smaller than the previous limit for this decay mode.

## I. INTRODUCTION

Leptonic decays of charmed mesons offer a clean and direct way to understand weak decays of the  $c$  quark (see e.g. [1] for a recent review). The leptonic decays  $D^+ \rightarrow \ell^+\nu_\ell$  ( $\ell = e, \mu$  or  $\tau$ ) occur via the annihilation of the  $c$  and  $\bar{d}$  quarks into an  $\ell^+\nu_\ell$  mediated by a virtual  $W^+$  boson, as depicted in Fig. 1. The weak and strong interaction

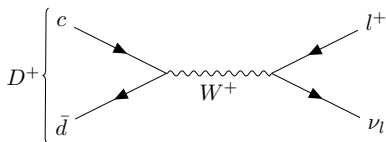


Fig. 1. Feynman diagram of  $D^+ \rightarrow \ell^+\nu_\ell$ .

effects factorize, leading to a simple expression for the partial decay width of  $D^+ \rightarrow \ell^+\nu_\ell$  at the lowest order in the Standard Model (SM). It is proportional to the product of the decay constant  $f_{D^+}$ , which characterizes the strong-interaction effects between the initial-state quarks, and the magnitude of the Cabibbo-Kobayashi-Maskawa (CKM) matrix element  $|V_{cd}|$ , representing the  $c \rightarrow d$  flavor-changing interaction. In the SM, the decay width can be written as [2]

$$\Gamma_{D^+ \rightarrow \ell^+\nu_\ell} = \frac{G_F^2}{8\pi} |V_{cd}|^2 f_{D^+}^2 m_\ell^2 m_{D^+} \left(1 - \frac{m_\ell^2}{m_{D^+}^2}\right)^2, \quad (1)$$

where  $G_F$  is the Fermi coupling constant,  $m_\ell$  is the lepton mass, and  $m_{D^+}$  is the  $D^+$  mass. Thus, the ratio of branching fractions between different lepton channels depends only on the lepton masses and is accurately predicted to be

$$e^+\nu_e : \mu^+\nu_\mu : \tau^+\nu_\tau = 2.35 \times 10^{-5} : 1 : 2.67, \quad (2)$$

with negligible uncertainty. Any observation of violation of this relation indicates new physics beyond the SM.

The  $D^+ \rightarrow e^+\nu_e$  decay, with an expected branching fraction less than  $10^{-8}$ , has not yet been observed experimentally. The CLEO Collaboration searched for  $D^+ \rightarrow e^+\nu_e$  [3] and reported an upper limit of the branching fraction of  $8.8 \times 10^{-6}$  at the 90% confidence level using 818  $\text{pb}^{-1}$  of the  $\psi(3770)$  data. In this paper, we search for  $D^+ \rightarrow e^+\nu_e$  by using 20.3  $\text{fb}^{-1}$  of  $e^+e^-$  collision data [4, 5], approximately 25 times larger than the CLEO measurement, collected with the BESIII detector at the center-of-mass energy of 3.773 GeV. Charge-conjugate modes are always implied throughout the text.

## II. DESCRIPTION OF BEPCII AND THE BESIII DETECTOR

The BESIII detector[6] records symmetric  $e^+e^-$  collisions provided by the BEPCII storage ring [7] operating in the center-of-mass energy ( $\sqrt{s}$ ) range from 1.84 to 4.95 GeV, with a peak luminosity of  $1.1 \times 10^{33} \text{ cm}^{-2}\text{s}^{-1}$  achieved at  $\sqrt{s} = 3.773 \text{ GeV}$ . BESIII has collected large data samples in this energy region [8–10]. The cylindrical core of the BESIII detector covers 93% of the full solid angle and consists of a helium-based multilayer drift chamber (MDC), a plastic scintillator time-of-flight system (TOF), and a CsI(Tl) electromagnetic calorimeter (EMC), which are all enclosed in a superconducting solenoidal magnet providing a 1.0 T magnetic field. The solenoid is supported by an octagonal flux-return yoke with resistive plate counter muon identification modules interleaved with steel. The charged-particle momentum resolution at 1 GeV/c is 0.5%, and the  $dE/dx$  resolution is 6% for electrons from Bhabha scattering. The EMC measures photon energies with a resolution of 2.5% (5%) at 1 GeV in the barrel (end-cap) region. The time resolution in the TOF barrel region is 68 ps, while that in the end-cap region was 110 ps. The end-cap TOF system was upgraded in 2015 using multi-gap resistive plate chamber technology, providing a time resolution of 60 ps [11–13]. About 85% of the data used here benefits from this upgrade.

## III. MONTE CARLO SIMULATION

Monte Carlo (MC) simulated data samples produced with a GEANT4-based [14] software package, which includes the geometric description of the BESIII detector and the detector response, are used to determine detection efficiencies and to estimate backgrounds. The simulation models the beam energy spread and initial state radiation (ISR) in the  $e^+e^-$  annihilations with the generator KKMC [15]. The inclusive MC sample includes the production of  $D\bar{D}$  pairs (and treats quantum coherence for the neutral  $D$  channels), non- $D\bar{D}$  decays of the  $\psi(3770)$ , ISR production of the  $J/\psi$  and  $\psi(3686)$  states, and continuum processes incorporated in KKMC [15, 16]. All particle decays are modelled with EVTGEN [17, 18] using branching fractions either taken from the Particle Data Group (PDG) [19] when available, or otherwise estimated with LUNDCHARM [20]. Final state radiation (FSR) from charged final state particles is incorporated using PHOTOS [21]. The leptonic decay  $D^+ \rightarrow e^+\nu_e$  is simulated with the SLN model [22]. A signal MC sample comprising 5 million simulated signal

events is used to determine the selection efficiencies and model the signal shape.

#### IV. ANALYSIS METHOD

The process  $e^+e^- \rightarrow \psi(3770) \rightarrow D^+D^-$ , without accompanying hadrons, allows studies of  $D^+$  decays with a double tag technique [23, 24]. There are two types of samples used in this technique: single tag (ST) and double tag (DT). In the ST sample, a  $D^-$  meson is reconstructed via the six hadronic decay modes of  $D^- \rightarrow K^+\pi^-\pi^-$ ,  $K_S^0\pi^-$ ,  $K^+\pi^-\pi^-\pi^0$ ,  $K_S^0\pi^-\pi^0$ ,  $K_S^0\pi^+\pi^-\pi^-$ , and  $K^+K^-\pi^-$ . In the DT sample, both charged  $D$  mesons in the event are reconstructed: a ST  $D^-$ , and a signal  $D^+ \rightarrow e^+\nu_e$  decay is reconstructed with the remaining tracks.

The branching fraction of the  $D^+ \rightarrow e^+\nu_e$  decay is determined by

$$\mathcal{B}_{D^+ \rightarrow e^+\nu_e} = \frac{N_{\text{DT}}}{N_{\text{ST}}^{\text{tot}} \bar{\epsilon}_{\text{sig}}}, \quad (3)$$

where  $N_{\text{ST}}^{\text{tot}}$  is the total yield of ST  $D^-$  mesons,  $N_{\text{DT}}$  is the DT yield, and  $\bar{\epsilon}_{\text{sig}}$  is the averaged signal efficiency weighted by the ST yields of the  $i^{\text{th}}$  tag mode in data. This efficiency is calculated as

$$\bar{\epsilon}_{\text{sig}} = \frac{\sum_i (N_{\text{ST}}^i \epsilon_{\text{DT}}^i / \epsilon_{\text{ST}}^i)}{N_{\text{ST}}^{\text{tot}}}, \quad (4)$$

where  $N_{\text{ST}}^i$  is the number of ST  $D^-$  mesons for the  $i^{\text{th}}$  tag mode in data,  $\epsilon_{\text{ST}}^i$  is the efficiency of reconstructing the ST mode  $i$ , and  $\epsilon_{\text{DT}}^i$  is the efficiency of finding the tag mode  $i$  and the  $D^+ \rightarrow e^+\nu_e$  decay simultaneously.

#### V. PARTICLE RECONSTRUCTION

All charged tracks detected in the MDC must satisfy  $|\cos\theta| < 0.93$ , where  $\theta$  is the polar angle with respect to the  $z$ -axis, which is the symmetry axis of the MDC. For charged tracks not originating from  $K_S^0$  decays, the distance of closest approach to the interaction point (IP) is required to be less than 1 cm in the transverse plane, and less than 10 cm along the  $z$ -axis. Particle identification (PID) for charged tracks combines the  $dE/dx$  measurement in the MDC with the time of flight measurement of the TOF to define the likelihood function  $\mathcal{L}(h)$  ( $h = K, \pi, e$ ) for each particle ( $h$ ) hypothesis. Charged kaons and pions are identified by requiring  $\mathcal{L}(K) > \mathcal{L}(\pi)$  and  $\mathcal{L}(\pi) > \mathcal{L}(K)$ , respectively, while positron candidates must satisfy  $\mathcal{L}(e) > 0.001$  and  $\mathcal{L}(e)/(\mathcal{L}(e) + \mathcal{L}(K) + \mathcal{L}(\pi)) > 0.8$ . To further reduce misidentifications between positrons and hadrons, we require  $E/p > 0.8$ , where  $E$  is the energy deposit in the EMC from the track and  $p$  is its momentum reconstructed in the MDC. To partially recover the energy loss due to

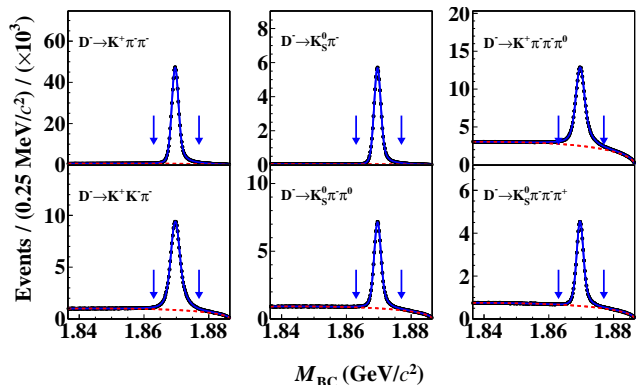


Fig. 2. Fits to the  $M_{\text{BC}}$  distributions of the ST  $D^-$  candidates. The dots with error bars are data, the solid blue lines are the total fit and the red dashed curves describe the fitted combinatorial background shapes. The pairs of blue arrows indicate the  $M_{\text{BC}}$  signal window.

FSR and bremsstrahlung, the four-momenta of photon(s) within  $5^\circ$  of the initial positron direction are added to the positron candidate's four-momentum.

The  $K_S^0$  candidates are reconstructed from pairs of oppositely charged tracks, each with a distance of closest approach to the IP less than 20 cm along the  $z$ -axis. The tracks are assigned as  $\pi^+\pi^-$  without imposing any PID criteria. They are constrained to originate from a common vertex and are required to have an invariant mass within (0.487, 0.511)  $\text{GeV}/c^2$ . The decay length of the  $K_S^0$  candidate is required to be greater than twice the vertex resolution away from the IP. The quality of both primary and secondary vertex fits is ensured by requiring  $\chi^2 < 100$ . The fitted  $K_S^0$  four-vectors are used for later kinematic calculations.

The photon candidates are reconstructed from isolated EMC showers. The deposited energy of each shower in the end-cap region ( $0.86 < |\cos\theta| < 0.92$ ) and in the barrel region ( $|\cos\theta| < 0.80$ ) must be greater than 50 MeV or 25 MeV, respectively. To exclude showers that originate from charged tracks, the angle subtended by the EMC shower and the position of the closest charged track at the EMC must be greater than  $10^\circ$  as measured from the IP. The difference between the EMC time and the event start time is required to be within [0, 700] ns to suppress electronic noise and showers unrelated to the event.

The  $\pi^0$  candidates are reconstructed from photon pairs with a  $\gamma\gamma$  invariant mass within (0.115, 0.150)  $\text{GeV}/c^2$ . A mass-constrained (1C) fit is imposed constraining the  $\gamma\gamma$  invariant mass to the  $\pi^0$  nominal mass [19] to improve the momentum resolution. The  $\chi^2$  must be less than 50, and the four-momentum of the  $\pi^0$  candidate updated by the fit is used for further analysis.

Table 1. The requirements on  $\Delta E$ , ST  $D^-$  yields ( $N_{\text{ST}}^i$ ) in data, ST efficiencies ( $\epsilon_{\text{ST}}^i$ ), and DT efficiencies ( $\epsilon_{\text{DT}}^i$ ). The uncertainties on  $N_{\text{ST}}^i$  are statistical only.

Tag mode	$\Delta E$ (MeV)	$N_{\text{ST}}^i (\times 10^3)$	$\epsilon_{\text{ST}}^i$ (%)	$\epsilon_{\text{DT}}^i$ (%)
$K^+\pi^-\pi^-$	[-25, 24]	$5567.2 \pm 2.5$	50.08	33.92
$K_S^0\pi^-$	[-25, 26]	$656.5 \pm 0.8$	51.42	35.00
$K^+\pi^-\pi^-\pi^0$	[-57, 46]	$1740.2 \pm 1.9$	24.53	17.86
$K^+K^-\pi^-$	[-24, 23]	$481.4 \pm 0.9$	41.91	25.46
$K_S^0\pi^-\pi^0$	[-62, 49]	$1442.4 \pm 1.5$	26.45	20.12
$K_S^0\pi^-\pi^-\pi^+$	[-28, 27]	$790.2 \pm 1.1$	29.68	20.08

## VI. THE SINGLE-TAG SELECTION AND YIELDS

To separate ST  $D^-$  mesons from combinatorial backgrounds, we make use of two kinematic observables, the energy difference  $\Delta E \equiv E_{D^-} - E_{\text{beam}}$  and the beam-constrained mass  $M_{\text{BC}} \equiv \sqrt{E_{\text{beam}}^2/c^4 - |\vec{p}_{D^-}|^2/c^2}$ , where  $E_{\text{beam}}$  is the beam energy, and  $E_{D^-}$  and  $\vec{p}_{D^-}$  are the energy and momentum of the ST  $D^-$  meson in the  $e^+e^-$  center-of-mass frame. If there is more than one  $D^-$  candidate in a given ST mode, the one with the smallest  $|\Delta E|$  is kept for further analysis. The  $\Delta E$  requirements on the different tag modes are summarized in Table 1.

For each tag mode, the yield of ST  $D^-$  meson is extracted by fitting the corresponding  $M_{\text{BC}}$  distribution. In the fit, the signal shape is described by the MC-simulated signal shape convolved with a double-Gaussian function to account for the data-MC resolution difference. The background shape is described by an ARGUS function [25], with the endpoint fixed at  $E_{\text{beam}} = 1.8865$  GeV. Figure 2 shows the fit results for the tag modes in data. The ST efficiencies are obtained by analyzing the inclusive MC sample. The candidates with  $M_{\text{BC}}$  within (1.863, 1.877) GeV/ $c^2$  are kept for further analysis. The ST yields and efficiencies are summarized in Table 1.

## VII. THE DOUBLE-TAG SELECTION AND YIELDS

For the signal side of  $D^+ \rightarrow e^+\nu_e$ , only the one positron can be reconstructed. The neutrino carries away energy and momentum that are not directly detectable, but may be inferred from four-momentum conservation. The recoiling positron and  $D^-$  tag are combined with the known initial-state four-momentum to achieve this and help select signal events. A kinematic fit is performed, constraining the total four-momentum to the four-momentum of the initial state and constraining the invariant masses of the  $D^-$  tag and the  $D^+$  signal to the known  $D^\pm$  mass. The four-momentum of the missing neutrino is determined by the fit, and the  $\chi^2$  of this

kinematic fit is required to be less than 50. To further suppress backgrounds, it is required that there are no extra  $\pi^0$  ( $N_{\pi^0}^{\text{extra}} = 0$ ) or good tracks ( $N_{\text{char}}^{\text{extra}} = 0$ ) that are not used in the DT reconstruction. The maximum energy of any extra photon ( $E_{\text{max},\gamma}^{\text{extra}}$ ) is also required to be less than 0.2 GeV; this is optimized by maximizing  $\frac{\epsilon}{1.5+\sqrt{B}}$  [26], where  $\epsilon$  is the signal efficiency and  $B$  is the background yield estimated by the inclusive MC sample. The signal yield is determined from a fit to the missing-mass squared,  $M_{\text{miss}}^2$ , defined as

$$M_{\text{miss}}^2 = (E_{\text{beam}} - E_{e^+})^2 - (-\vec{p}_{D^-} - \vec{p}_{e^+})^2, \quad (5)$$

where  $E_{e^+}$  ( $\vec{p}_{e^+}$ ) is the energy (momentum) of the candidate positron.

We fit the  $M_{\text{miss}}^2$  distribution in data to obtain the yield of  $D^+ \rightarrow e^+\nu_e$ . The signal shape is derived from the signal MC sample, and the background shape is derived from the inclusive MC sample, smoothed with the tool RooKeysPDF [27]. The decay  $D^+ \rightarrow \pi^0 e^+ \nu_e$  is the main background, which is well-modeled in the MC simulation. The fit result is shown in Fig. 3; the yield of  $D^+ \rightarrow e^+\nu_e$  is  $N_{\text{DT}} = 0.3_{-3.4}^{+2.9}$ (stat).

## VIII. SYSTEMATIC UNCERTAINTIES

Most systematic uncertainties related to the efficiency of reconstructing the  $D^-$  mesons on the tag side are canceled due to the DT method. The multiplicative systematic uncertainty on the number of single tags,  $N_{\text{ST}}^{\text{tot}}$ , is estimated by varying the signal and background shapes, and allowing the parameters of the Gaussian to vary in the fit. It is assigned to be 0.1%. The  $e^+$  tracking and PID efficiencies are studied by using a control sample of  $e^+e^- \rightarrow \gamma e^+e^-$ . The differences of the efficiencies between data and MC are  $1.002 \pm 0.005$  for  $e^+$  tracking and  $0.972 \pm 0.005$  for PID. After correcting for the data/MC discrepancy, we assign 0.5% and 0.5% as the multiplicative systematic uncertainties for the  $e^+$  tracking and PID, respectively. The efficiency for the combined requirements on  $E_{\text{max},\gamma}^{\text{extra}}$ ,  $N_{\text{char}}^{\text{extra}}$  and  $N_{\pi^0}^{\text{extra}}$  is studied with a control sample of DT hadronic events where both  $D^+$  and  $D^-$  decay to one of the six ST hadronic final states. The efficiency difference between data and MC simulation, 1.3%, is taken as the multiplicative systematic uncertainty. We adjust the fit range between (-0.25, 0.25) GeV/ $c^4$  for  $M_{\text{miss}}^2$ , with maximum upper limit and minimum values set as  $1.0 \times 10^{-6}$  and  $9.7 \times 10^{-7}$ , so we take into account 3% as additive systematic uncertainty. All systematic uncertainties are summarized in Table 2; adding them in quadrature results in a total systematic uncertainty of 4.3%.



Table 2. The systematic uncertainties on the branching fraction measurement.

Multiplicative Uncertainty	Uncertainty (%)
$N_{ST}^{\text{tot}}$	0.1
$e^+$ tracking	0.5
$e^+$ PID	0.5
$E_{\text{max},\gamma}^{\text{extra}}, N_{\text{char}}^{\text{extra}}, N_{\pi^0}^{\text{extra}}$	3.0
Additive Uncertainty	Uncertainty (%)
$M_{\text{miss}}^2$ fit region	3.0
Total	4.3

## IX. UPPER LIMIT OF THE BRANCHING FRACTION

Since no significant signal is found, an upper limit on the branching fraction of  $D^+ \rightarrow e^+\nu_e$  is estimated using the Bayesian approach. The sources of systematic uncertainties on the upper limit measurements are classified into two types: additive and multiplicative ( $\sigma_s$ ). To incorporate the multiplicative systematic uncertainty in the calculation of the upper limit, the likelihood distribution is smeared by a Gaussian function with a mean of zero and a width equal to  $\sigma_s$  as described below [28],

$$L(\mathcal{B}) \propto \int_0^1 L\left(\frac{\epsilon_S}{\epsilon_S} \mathcal{B}\right) e^{\left[-\frac{(\epsilon_S - \epsilon_S)^2}{2\sigma_S^2}\right]} dS, \quad (6)$$

where we associate  $\epsilon_{\hat{S}}$  with the nominal efficiency,  $\epsilon_S$  with the expected efficiency and  $L(\mathcal{B})$  is the likelihood distribution obtained from a fit to the likelihood of  $\mathcal{B}$  (branching fraction) and parameterized as a Gaussian. The only significant additive uncertainty comes from

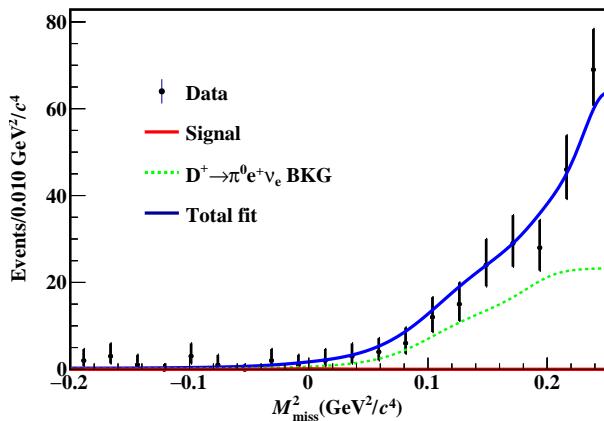


Fig. 3. Fit to the  $M_{\text{miss}}^2$  distribution of the accepted candidates for  $D^+ \rightarrow e^+\nu_e$ . The dots with error bars are data. The blue solid curve is the fit result. The red line is the fitted signal shape.

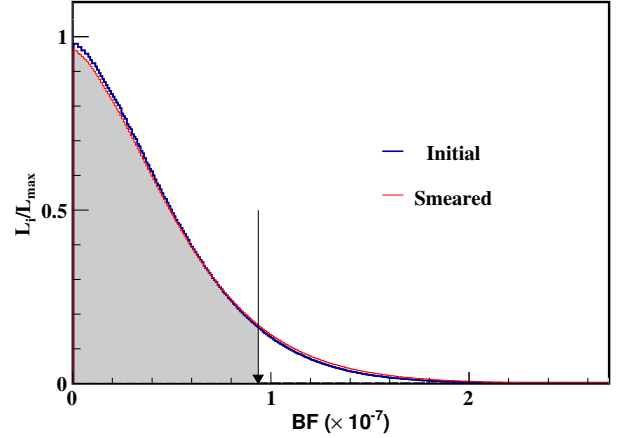


Fig. 4. Distribution of likelihood versus the branching fraction of  $D^+ \rightarrow e^+\nu_e$ . The likelihood in each bin is denoted as  $L$  and the maximum of the likelihood is  $L_{\text{max}}$ . The results obtained with and without incorporating the systematic uncertainties are shown as the red and blue curves, respectively. The black arrow shows the upper limit corresponding to the 90% confidence level.

the normalization of the  $D^+ \rightarrow \pi^0 e^+\nu_e$  branching fraction. We repeat the maximum-likelihood fit, varying this BF by the PDG uncertainty and choose the most conservative upper limit among these results. The distribution of the likelihood versus the assumed branching fraction is shown in Fig. 4. Finally, the upper limit on the branching fraction of  $D^+ \rightarrow e^+\nu_e$  at the 90% confidence level is set at  $9.7 \times 10^{-7}$ .

## X. SUMMARY

In summary, by analyzing  $20.3 \text{ fb}^{-1}$  of  $e^+e^-$  collision data collected at  $\sqrt{s} = 3.773 \text{ GeV}$  with the BESIII detector, we search for the leptonic decay  $D^+ \rightarrow e^+\nu_e$ . No significant signal is observed and an upper limit on the branching fraction of  $D^+ \rightarrow e^+\nu_e$  is set at  $9.7 \times 10^{-7}$  at the 90% confidence level. The sensitivity is improved by an order of magnitude compared to the CLEO measurement.

## XI. ACKNOWLEDGEMENT

The BESIII Collaboration thanks the staff of BEPCII and the IHEP computing center for their strong support. This work is supported in part by National Key R&D Program of China under Contracts Nos. 2020YFA0406400, 2020YFA0406300, 2023YFA1606000; National Natural Science Foundation of China (NSFC) under Contracts Nos. 11635010, 11735014, 11935015, 11935016, 11875054, 11935018, 12025502, 12035009, 12035013, 12061131003, 12192260, 12192261, 12192262, 12192263, 12192264, 12192265, 12221005, 12225509,

12235017, 12361141819; the Chinese Academy of Sciences (CAS) Large-Scale Scientific Facility Program; the CAS Center for Excellence in Particle Physics (CCEPP); Joint Large-Scale Scientific Facility Funds of the NSFC and CAS under Contract Nos. U2032104, U1832207; 100 Talents Program of CAS; The Excellent Youth Foundation of Henan Scientific Committee under Contract No. 242300421044; The Institute of Nuclear and Particle Physics (INPAC) and Shanghai Key Laboratory for Particle Physics and Cosmology; German Research Foundation DFG under Contract No. FOR5327; Istituto Nazionale di Fisica Nucleare, Italy; Knut and Alice Wallenberg Foundation under Contracts Nos. 2021.0174, 2021.0299; Ministry of

Development of Turkey under Contract No. DPT2006K-120470; National Research Foundation of Korea under Contract No. NRF-2022R1A2C1092335; National Science and Technology fund of Mongolia; National Science Research and Innovation Fund (NSRF) via the Program Management Unit for Human Resources & Institutional Development, Research and Innovation of Thailand under Contracts Nos. B16F640076, B50G670107; Polish National Science Centre under Contract No. 2019/35/O/ST2/02907; Swedish Research Council under Contract No. 2019.04595; The Swedish Foundation for International Cooperation in Research and Higher Education under Contract No. CH2018-7756; U. S. Department of Energy under Contract No. DE-FG02-05ER41374

- 
- [1] B.-C. Ke, J. Koponen, H.-B. Li, and Y. Zheng, *Ann. Rev. Nucl. Part. Sci.* **73**, 285 (2023).
- [2] D. Silverman and H. Yao, Relativistic Treatment of Light Quarks in  $D$  and  $B$  Mesons and  $W$  Exchange Weak Decays, *Phys. Rev. D* **38**, 214 (1988).
- [3] B. I. Eisenstein *et al.* (CLEO Collaboration), Precision Measurement of  $B(D^+ \rightarrow \mu^+ \nu)$  and the Pseudoscalar Decay Constant  $f(D^+)$ , *Phys. Rev. D* **78**, 052003 (2008).
- [4] M. A. *et al.* (BESIII Collaboration), <https://arxiv.org/abs/2406.05827>.
- [5] M. A. *et al.* (BESIII Collaboration), *Chin. Phys. C* **37**, 123001 (2013).
- [6] M. A. *et al.* (BESIII Collaboration), Design and Construction of the BESIII Detector, *Nucl. Instrum. Meth. A* **614**, 345 (2010).
- [7] C. Yu *et al.*, BEPCII Performance and Beam Dynamics Studies on Luminosity, in *7th International Particle Accelerator Conference* (2016) p. TUYA01.
- [8] M. A. *et al.* (BESIII Collaboration), Future Physics Programme of BESIII, *Chin. Phys. C* **44**, 040001 (2020).
- [9] J. Lu, Y. Xiao, and X. Ji, Online monitoring of the center-of-mass energy from real data at besiii, *Radiat. Detect. Technol. Methods* **4**, 337 (2020).
- [10] J.-W. Zhang *et al.*, Suppression of top-up injection backgrounds with offline event filter in the besiii experiment, *Radiat. Detect. Technol. Methods* **6**, 289 (2022).
- [11] X. Li *et al.*, Study of MRPC technology for BESIII endcap-TOF upgrade, *Radiat. Detect. Technol. Methods* **1**, 13 (2017).
- [12] Y.-X. Guo *et al.*, The study of time calibration for upgraded end cap TOF of BESIII, *Radiat. Detect. Technol. Methods* **1**, 15 (2017).
- [13] P. Cao *et al.*, Design and construction of the new besiii endcap time-of-flight system with mrpc technology, *Nucl. Instrum. Meth. A* **953**, 163053 (2020).
- [14] S. Agostinelli *et al.* (GEANT4 Collaboration), GEANT4—a simulation toolkit, *Nucl. Instrum. Meth. A* **506**, 250 (2003).
- [15] S. Jadach, B. F. L. Ward, and Z. Was, The Precision Monte Carlo event generator KK for two fermion final states in  $e^+e^-$  collisions, *Comput. Phys. Commun.* **130**, 260 (2000).
- [16] S. Jadach, B. F. L. Ward, and Z. Was, Coherent exclusive exponentiation for precision Monte Carlo calculations, *Phys. Rev. D* **63**, 113009 (2001).
- [17] D. J. Lange, The EvtGen particle decay simulation package, *Nucl. Instrum. Meth. A* **462**, 152 (2001).
- [18] R. G. Ping, Event generators at besiii, *Chin. Phys. C* **32**, 599 (2008).
- [19] R. Workman *et al.* (Particle Data Group), Review of Particle Physics, *PTEP* **2022**, 083C01 (2022).
- [20] J. C. Chen, G. S. Huang, X. R. Qi, D. H. Zhang, and Y. S. Zhu, Event generator for  $J/\psi$  and  $\psi(2S)$  decay, *Phys. Rev. D* **62**, 034003 (2000).
- [21] E. Barberio, B. van Eijk, and Z. Was, PHOTOS: A Universal Monte Carlo for QED radiative corrections in decays, *Comput. Phys. Commun.* **66**, 115 (1991).
- [22] A. Ryd, D. Lange, and N. Kuznetsova, documentation available at: <https://evtgen.hepforge.org/doc>.
- [23] J. Adler *et al.* (MARK-III Collaboration), *Phys. Rev. Lett.* **62**, 1821 (1989).
- [24] M. Ablikim *et al.* (BESIII), *Phys. Rev. Lett.* **132**, 131903 (2024), [arXiv:2309.05760](https://arxiv.org/abs/2309.05760) [hep-ex].
- [25] H. Albrecht *et al.*, Search for hadronic  $b \rightarrow u$  decays, *Phys. Lett. B* **241**, 278 (1990).
- [26] G. Punzi *et al.*, *Phys. Lett. B* **10**, 48550 (2003).
- [27] W. Verkerke and D. Kirkby, [https://root.cern/download/doc/RooFit\\_Users\\_Manual\\_2.91-33.pdf](https://root.cern/download/doc/RooFit_Users_Manual_2.91-33.pdf) (2019).
- [28] K. Stenson *et al.*, <https://doi.org/10.48550/arXiv.physics/0605236>.