

Comprehensive Verification of Packet Processing

SHENGYI WANG, MENG Ying PAN, and ANDREW W. APPEL, Princeton University, USA

Abstract. To prove the functional correctness of a P4 program running in a programmable network switch or smart NIC, prior works have focused mainly on verifiers for the “control block” (match-action pipeline). But to verify that a switch handles packets according to a desired specification, proving the control block is not enough. We demonstrate a new *comprehensive* framework for formally specifying and proving the additional components of the switch that handle each packet: P4 parsers and deparsers, as well as non-P4 components such as multicast engines, packet generators, and resubmission paths. These are generally triggered by having the P4 program set header or metadata fields, which prompt other switch components—fixed-function or configurable—to execute the corresponding actions. Overall behavior is correct only if the “configurable” components are, indeed, configured properly; and we show how to prove that. We demonstrate our framework by verifying the correctness of packet-stream behavior in two classic P4 applications. Our framework is the first to allow the correctness proof of a P4 program to be composed with the correctness proof for these other switch components to verify that the switch programming as a whole accomplishes a specified behavior.

1 INTRODUCTION

High-speed network switches (and smart NICs) have many specialized, pipelined, limited-computation-depth components. Some of these components can be programmed in P4, a domain-specific, hardware-independent *dataplane programming* language for high-speed processing of network packets. P4 is designed to facilitate line-rate, single-pass, pipelined processing of packets through a specialized switch fabric (though P4 can also be compiled to general-purpose CPUs); but this single-pass design naturally comes with significant limitations: P4 does not support general loops, pointer data structures, or even (in some implementations) the ability to access the same data structure more than once during the processing of a packet. The P4 “pipeline” comprises a *control block* (a.k.a. *match-action pipeline*) sandwiched between a *packet parser* and a *packet deparser*; a switch might have more than one P4 pipeline, such as an *ingress pipeline* and an *egress pipeline*.

Because of the language constraints imposed by the single-pass model, network hardware (switches, NICs, etc.) also has non-P4 components to handle specialized tasks. These components are accessed either *inside* the control block or *before, between, and after* P4 pipelines; the P4 program can communicate intentions to those components by setting fields in packet headers or calling “extern” functions. These external components—such as packet replicators, packet recirculators, multicast units, packet generators, CPUs and other control-plane units—may be *fixed function* or they may be *configurable*. Collectively we refer to them as *configurable engines*.

Figure 1 shows the components of a Tofino switch. In later sections we will explain their functions; here just note that there are P4-programmable components (purple, “Ingress” and “Egress” rows) and components that are “configurable” but not programmable (grey, “Traffic Manager” row).

It’s difficult to program and configure these switches, even using an industry-standard language such as P4: the programming model is (necessarily) different than conventional languages for CPU programming, and testing the programs requires setting up a test network with packet generators and high-speed switches. Therefore, formal program verification, to guarantee that a program+configuration serves a specified purpose (or if there is a bug, to catch that bug) can be valuable.

In fact, there are some bugs that simply cannot be found by program testing. In one of our examples, the programmer had forgotten to initialize a field. The compiler is *permitted* to initialize that field to zeros (in which case the bug does not show up, which is what happened in this case); or is permitted to initialize that field with arbitrary data, which would manifest as a bug, but only

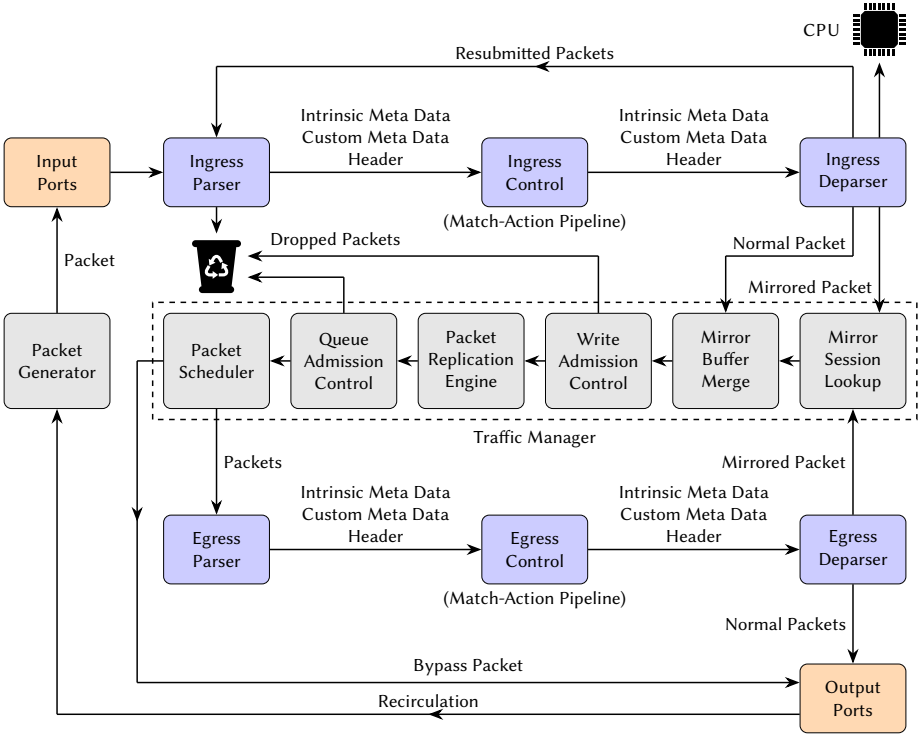


Fig. 1. Packet Paths of the Intel Tofino Native Architecture. Purple boxes (Ingress and Egress) are the two P4 pipelines. Grey boxes (second row) are configurable engines.

with some future version of the compiler. Program verification, not against the compiler but against the *specification* of the P4 language and its interaction with all the non-P4 boxes, did indeed catch the bug—using the tools we describe in this paper. Moreover, verifying the P4 program by itself was not enough to find this bug; the bug was detected when we tried to prove the end-to-end behavior of our switch program+configuration. What could (and did) detect this is a formal proof quantifying over all possible inputs and all legal compiler behaviors

Our goal. is to prove correctness of whole-switch programs/configurations w.r.t. a formal specification of the desired behavior and w.r.t. a formal model of the switch. The difficulties are,

- Previous verification tools focused almost exclusively on the P4 match-action control blocks, not other components, not even the P4-programmed parsers and deparsers (see §7).
- There were no high-level formal models of the non-P4 components of the switch.

Without the ability to specify and verify all of these modules, verification systems are incomplete: they cannot prove claims about the overall behavior of a packet stream.

In this work, we make use of a previous P4 verification tool (Verifiable P4). Our new results are in specifying and verifying parsers, deparsers, and configurable engines. To write those specifications, we have decoded the manufacturer’s documentation into a formal semantics on which we build formal tools. Using those, we demonstrate holistic verification of two example packet-processing applications, a stateful firewall and a packet sampler, both of which rely on configurable engines to realize their intended packet behavior.

In Related Work (§7) we discuss P4Testgen [17], which simulates an entire Tofino switch—not only its P4 components but also the configurable components we address in this paper. It is a simulator, not a verifier, and it is not based on a formal semantics—other than its implementors’ understanding of how the switch behaves, as embodied in a C++ program that encodes queries for concolic execution.

Like our work, and unlike P4Testgen, HOL4P4 [2] formalizes a generic architecture semantics, including both P4 and some configurable engines of a “Very Simple Switch” architecture (which has a much simpler traffic manager than Tofino). They prove correctness of a reference interpreter w.r.t. this semantics, but do not show how to prove that P4 programs (along with their configurable components) satisfy a high-level specification.

The basis. Verifiable P4 [24] is a foundational interactive verification framework designed for specifying and reasoning about data-plane packet processing by P4 programs. The framework includes a verifier that provides program logic and automation support to prove, for example, that a P4 program correctly implements the functional model of an algorithm. Unlike several P4 verifiers, it can handle P4 programs with persistent state (i.e., a packet can influence the processing of later packets), which is needed in some applications. Verifiable P4 is embedded in a general-purpose proof assistant (Coq) in which one can then prove, for example, that the functional model correctly satisfies a high-level specification on a packet stream. The verifier is also proven sound with respect to the operational semantics of P4.

Parsers/deparsers. Our new framework allows verification of the P4-programmable packet-parsing (and packet-deparsing) functions, which turn network packets (unstructured bit-sequences) into structured data (and vice versa). We refined the Verifiable P4 program logic to enable the verification of most common packet parsers through an ad hoc approach. Moreover, inspired by NARCISSUS [8], we introduce a concise notation to specify packet formats, which leads to a more readable specification and more automated proofs.

Configurable engines. Our new framework contains formal models for several configurable components of the Tofino switch. For components of interest with concrete behavior descriptions, such as the packet generator and replication engine, we modeled them as functions. For other components, we provided axioms to characterize the minimal behaviors they must adhere to.

End-to-end verification. We show how to connect P4 verifications of parsers, control-blocks, and deparsers to lemmas about correct configuration of configurable engines, to prove end-to-end properties of packet processing applications.

To demonstrate the strength of our framework, we verify two classic examples. While this paper focuses on Intel’s Tofino architecture, the general methodology applies to other P4 architectures as well.

Contributions:

- (1) We introduce the concept of *end-to-end data-plane verification for programmable switches*, grounded in the semantic specifications of each programmable, configurable, or fixed-function component. This approach enables the validation of packet properties from their entry into a network device to their exit.
- (2) We enhance the program logic of Verifiable P4 to support verification of packet parsers and deparsers. Additionally, we introduce a concise notation for specifying packet formats, leading to clear and readable specifications for packet parsers and deparsers. Our notation has a formal semantics, enabling us to prove the soundness of our verification system through a machine-checked proof.

- (3) We present formal models for several configurable engines within the Tofino switch. The packet replication engine is fully modeled, while we model useful subsets of the functionality for the packet generator and other components.
- (4) We demonstrate with two case studies: end-to-end verification of a packet sampler that integrates a P4 program proof with proofs of its correct use of configurable engines and parser/deparsing; and improved verification of a stateful firewall that leverages configurable engine and parser specs to prove a stronger theorem than was previously possible.

2 MOTIVATION

Intel Tofino™ was the first high-speed network switch to make P4 programmability accessible to general users. It exemplifies the programming and programming-language design choices for line-rate packet processing in a standards-compliant domain-specific language. In addition to its widespread use and accessibility, our choice of Tofino as the modeling target is further justified by the many configurable engines it offers. Figure 1 illustrates various configurable engines, such as packet generator, packet scheduler, packet replication engine, and others in a Tofino switch. A typical Tofino has four copies of this entire pipeline, which do not share state with each other.

2.1 The Path of a Packet in the Data Plane

Let us explore the journey of a packet in Figure 1 starting from the upper left corner. The packet is received at the Input Ports block—normally from outside the switch but perhaps from inside the switch via “recirculation” or “packet generation”. Then the packet progresses through subsequent blocks as shown by arrows. The packet first enters the ingress pipeline, where the Ingress Parser parses the packet headers, extracting metadata and segregating the payload. The metadata indicates, for example, whether the packet came from an external port or from recirculation/generation. The Ingress Control block handles data packet processing decisions, determining actions like unicast, multicast, or dropping the packet by marking certain fields in the metadata.¹ Finally, the Ingress Deparser performs the opposite function of the parser, reassembling the packet by prepending the processed headers to the payload. If the Ingress Deparser invokes a resubmit operation, the packet goes back to the Ingress Parser instead of to the traffic manager.

If a packet is not resubmitted, it advances to the traffic manager, passing through a sequence of five configurable engines as shown in the second row of Figure 1. The packet may be duplicated (“mirrored”—see §4.4). Then the Write Admission Control determines whether the packet (and the duplicate, if any) should be stored in a buffer pool or dropped. The packet may then undergo replication in the Packet Replication Engine, where the packet is enqueued for multicast to multiple destinations (see §4.1). Then the Queue Admission Control decides whether to enqueue or discard each packet based on its priority metadata and queue occupancy. Finally, the Packet Scheduler applies various scheduling algorithms to dequeue packets and populates the egress intrinsic metadata.

If the `bypass_egress` field in the metadata is not set by the ingress pipeline, the packet proceeds to the egress pipeline. In the egress pipeline, the Egress Parser, Egress Control, and Egress Deparser undertake operations analogous to those in the ingress pipeline. Additionally, the Egress Deparser has the capability to send an egress-to-egress mirrored packet to the traffic manager.

The configuration of the Traffic manager may have *port masks* which, if matched by the packet headers and metadata, will trigger packet recirculation in the Packet Generator instead of forwarding to an output port. The Packet Generator can also create packets based on a periodic timer (or on other triggers; see Section 4.2).

¹A packet arrives at the switch with *headers* and *payload*. Various switch components add or modify headers and *metadata*. Finally, outgoing packets depart with their modified headers and unmodified payload.

This examination of potential packet flows illustrates that configurable engines are crucial to the complete functionality of packet processing.

configurable engine	PSA [22]	PNA [21]	Tofino [6]	v1model [1]	DPDK [10]	Applications	Examples
Replication (Multicast)	Yes	Yes	Yes	Yes	No	Packet duplication	workload for performance test [32], distributed network control [20]
Recirculation	Yes	Yes	Yes	Yes	Yes	Extra stateless computation stages	secure hash computation [30], loopback in service chain logic [26]
						Extra stateful memory accesses	updating bandwidth limit policy [15], second chance for hash collision [19]
Mirroring	Yes	Yes	Yes	Yes	Yes	Notification in distributed systems	logging in data centers [27], distributed telemetry system [25]
						Extra time within the data plane	multitask measurement packet [31] in-network copy for messages [13]
Resubmission	Yes	Yes	Yes	Yes	No	Extra time within the ingress	loopback in service chain logic [26], update TCP flow state [11]
Packet Generator	No	No	Yes	No	No	Out-of-band traffic control	delayed network control [20], time synchronization messages [28]
						Fast workload generation	programmable load generator [14], workload for evaluation [7]

Table 1. Configurable Engines in Different Architectures

2.2 Two Motivating Examples

Numerous P4 network applications of interest rely on a variety of configurable engines for their proper functionality. Table 1 demonstrates that architectures tend to share certain common configurable engines. This observation suggests the feasibility and benefits of modeling these configurable engines independently and integrating them with P4-programmable components in a modular way. Such an approach will streamline the verification of packet processing applications across platforms.

To demonstrate our framework, we selected two P4 applications to prove the correctness of their intended behavior. The first is a **packet sampler** that copies selected header fields from every 1024th packet and sends them to a monitoring channel. To keep track of the number of packets encountered, the ingress control block uses a stateful counter, c . When processing a packet, if $(c + 1) \bmod 1024 = 0$, a new “sample header” with the sampled fields is added to the packet, and a multicast group ID is assigned in the metadata. The packet then proceeds to the traffic manager, where (if a multicast group ID is set) it is duplicated. Now both the original and duplicated packets contain the sample header. Therefore, in the egress pipeline, the control block will delete either the original headers or the ‘sample’ header, depending on whether the packet is a duplicate. This ensures that the original packet is restored and sent to its intended destination, while the sampled data is properly monitored.

The second example is an enhancement version of the **stateful firewall** example, a P4 program verified for correctness by Wang *et al.* [24]. The firewall sits between a local area network and a hostile internet. Each outgoing packet is assumed to be a “request” and its destination address is put into a table (Bloom filter). Each incoming packet is assumed to be hostile and is dropped, unless it is response to a request, determined by looking up its source address in that same table. To delete stale requests, the table needs to be cleaned regularly and incrementally each 10 milliseconds. Wang *et al.* proved the program correct only subject to the assumption of a “dense flow”, with no gaps between packets more than 10 milliseconds. With configurable engines, specifically the packet generator, we can periodically inject an extra packet into the flow every 10 ms (thus provably producing a dense flow). Therefore, we can prove correct a stateful firewall, comprising a P4 program (for the Ingress

Pipeline) and packet-generator configuration, without having to assume a dense flow arriving at the input ports.

In the remainder of the paper, we present our new work on specification and verification of P4 packet parsers (§3), modeling the configurable engines (§4), and how to put all these pieces together into a comprehensive specification and proof of how the entire switch (data plane) processes each packet, or a stream of packets (§5). Then we discuss related work and conclude.

3 VERIFYING PACKET PARSERS

Ensuring the correctness of a parser is crucial, as parsing serves as the first line of defense against untrusted data for any software that interacts with the outside world [18]. Failure to filter out adversarial or malformed packets leads to increased vulnerability to network attacks, potential system breaches, and compromised data integrity. One way to build secure packet parsers is from declarative grammar specifications [4]. Even better is to build *provably* correct-by-construction packet parsers, *à la* NARCISSUS [8]. For P4-specific reasons we will explain, we have not quite achieved correct-by-construction, but we have a declarative packet-grammar language (inspired by NARCISSUS) for the specification and verification of parsers written in P4.

3.1 The Difficulty of Verifying P4 Packet Parsers

Verifying a P4 packet parser presents its own unique set of challenges, stemming from the variability of parser state transitions, the complexity of possible architecture-specific behavior, and the need to handle arbitrarily complex expressions and statements in a reliable manner. Numerous ingenious techniques exist for verifying parsers in general, and specifically for network protocols (see §7 for further discussion). However, these techniques are either correct-by-construction generators for purely syntactic formats (that don't require semantic processing mixed in with parsing) or are limited to a restricted selection of programming language primitives. None of them adequately meets our requirements, because of the way P4 parsers mix syntactic and semantic processing within the same parsing actions.²

Essentially a P4 parser is a P4 program describing an extended finite state automaton with one start state and two final states, accept and reject. Unlike in a traditional finite state automaton, P4 programmers can write almost any ordinary P4 statements within a state, as long as the last one is the transition statement.

This suggests that the verifier should treat each state as a normal function in P4 with a special end: the transition statement is treated as a function call. But there are a few special considerations:

- (1) The P4 parsing program needs built-ins to access and advance through the packet headers, and our verifier must support those data extraction methods. The P4 core library includes a built-in extern type named `packet_in`, representing incoming network packets. A parser

²It is generally considered inadvisable to mix syntactic processing with semantic processing, in the fields of compilers [3, §4.2] or packet parsing [18]. In fact, the “LANGSEC” approach to packet-processing security [18] says, use syntactic-only correct-by-construction methods to parse the packet, and *do not start* the semantic processing until the entire packet has (syntactically) parsed. By enforcing this discipline, one avoids security attacks in which ill-formed packets can “trick” the semantic analyzer to do bad things the parser realizes that the latter part of the packet is syntactically incorrect. But a P4 program running in a limited-depth pipelined network switch has constraints that may make it impossible to follow this discipline; neither in the P4 language nor in the switch's registers are there the resources to store an abstract-syntax data structure. So we say, if there are resource constraints that force the programmer to do the dangerous mixing of syntactic with semantic processing, the programmer had better prove *formally* that semantic processing of bad packets cannot cause any nontrivial state changes. We present in this paper the means for building and checking that proof.

may invoke the `extract` and `advance` methods of a `packet_in` type argument. We provide and prove the function specifications of these methods, directly from their existing operational semantics defined in Verifiable P4.

- (2) Finite state diagrams can contain loops (cycles in the FSA), which also means the possibility of recursive function calls. The P4 language for Control programming (Ingress Control, Egress Control) does not permit recursive functions [6, Chapter 10], since it is intended to target switch-fabric pipelines of finite depth, and neither does the Verifiable P4 program logic. But (in hardware such as Tofino) P4 parsers are implemented in a different part of the chip that does permit loops via iteration, up to 256 iterations. Bounded recursions can be verified in our framework but a nontrivial bound such as 256 would be unwieldy. In future work it would be best to extend the Verifiable P4 semantics with better support for bounded recursion.
- (3) Upon reaching a final `accept` or `reject` state, in the handoff of the parsed packet to the P4 match-action pipeline, the device’s behavior is architecture-specific, not necessarily expressible in core P4; for verification one needs a semantic plug-in.³

The Verifiable P4 system already provides for modular verification of modular P4 programs. So we represent these “plug-ins” as ordinary Verifiable P4 function specifications of external methods, with preconditions and postconditions describing how they access and modify the external state.

In this work, we do not support testing `parser_err` in the (Ingress/Egress) Control; therefore we can make the simplifying assumption that error packets are dropped automatically. This is sufficient for most P4 applications. Also, we do not support (in the parser) calling the `reject` method—our semantic plug-in for `reject` has a precondition of `False`. Therefore, the way to reject packets is simply not to provide a match-action transition for them; this is the usual way that P4 parsers reject packets. Following the Tofino architecture, our semantic plug-in for `accept` simply forwards packets to the P4 ingress control pipeline without modification. Consequently, our specification for `accept` has a precondition of `True`.

3.2 Approach and Limitation

Existing tools for correct-by-construction parsing can clearly and expressively handle the *grammatical* issues of parsing, but cannot fully handle the *semantic actions*. And the usual clean solutions—separate the parsing phase from the semantic-action phase by abstract-syntax-tree constructors (in separate passes), or in a single pass use higher-order action combinators—do not work well in P4, with the lack of support for AST data structures or higher-order functions. So our approach is: We provide tools to prove that the P4 program—which is state-machine-based (with P4 functions representing states) and with semantic actions written in P4—correctly parses the grammar. And we use Verifiable P4’s existing framework to verify correctness of the semantic actions.

Transition statements within a state come in two forms: direct transitions to a state and `select` expressions that evaluate to a state. Since the Verifiable P4 program logic does not yet support `select`, we define its semantics by transforming the `select` expression into an `if-elsif` chain, and reuse the existing semantic and program-logic support for the `if` expression.

³Some P4 architectures provide default behavior, in the `reject` state, of dropping the packet. In the Tofino architecture [12], if the ingress-control P4 program (which follows the parser) accesses the `parser_err` field in the metadata, then the ingress control decides what to do with the packet; otherwise then the Tofino drops the packet before it reaches the ingress-control. This can be expressed as a very simple program transformation.

3.3 Improvement of the Specification

Even though correct-by-construction is not a viable option (because those techniques cannot handle the arbitrary semantic-processing code that may *sometimes* be needed in P4 parsing), we maintain our commitment to conciseness and elegance through the design of a succinct notation for specifying packet formats for *verification*. A typical network packet prior to parsing in the Tofino architecture might appear as shown in Fig. 2. Each segment of metadata and headers in the

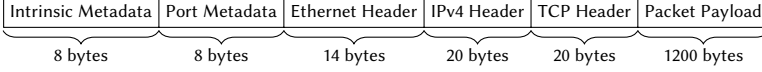


Fig. 2. A Typical Packet Byte Stream Format

network packet has distinct subformats that require parsing. Moreover, there are dependencies between these segments. For instance, as illustrated in Fig. 2, the value of the protocol field in the IPv4 header dictates whether the subsequent header is TCP, UDP, or another type. The primary mechanism for parsing a header of type T (e.g., Ethernet, IPv4, TCP, UDP) in P4 is the `extract` method, with an essential specification as follows:

$$\text{EXTRACT}(T, p) = (v, \text{SUCCESS}, p') \quad (1)$$

where `EXTRACT` represents the semantic function that extracts a structured value v of type T from a plain bit stream p , and p' denotes the remaining bit stream. For packet formats like in Fig. 2, the parser specification might comprise a sequence of equations like (1), each with a instantiated type T . This approach can be lengthy and reveals numerous intermediate result variables. The presence of dependencies further complicates the matter, requiring branching statements in the specification.

Inspired by Delaware *et al.* [8], we developed a format supporting accurate matching, underspecification, concatenation, and branching; and we defined a predicate $p \vDash \text{fmt}$ to assert that a packet p satisfies a format fmt .

For example, the following format specification permits either IPv4 packets (as shown in Figure 2) or IPv6, and handles TCP or UDP:

$$\begin{aligned}
 p \vDash & (\text{meta}); \langle 64 \rangle; (\text{ethernet}); (\text{ipv4}); \\
 & \{ \{ \text{is_tcp ipv4 ? } (\text{rslt}) \mid \{ \text{is_udp ipv4 ? } (\text{rslt}) \mid \varepsilon \} \} \}; \langle p' \rangle \\
 \text{meta} \vDash & \text{meta_h} \\
 \text{ethernet} \vDash & \text{ethernet_h} \\
 \text{ipv4} \vDash & \text{ipv4_h} \\
 \text{rslt} \vDash & \begin{cases} \text{tcp_h} & \text{is_tcp ipv4} \\ \text{udp_h} & \text{is_udp ipv4} \\ \varkappa & \text{otherwise} \end{cases}
 \end{aligned}$$

where $v \vDash T$ means the value v has P4 type T , and \varkappa is the empty type. Equation 2 shows the internal syntax for packet formats:

$$\begin{aligned}
 \text{fmt} := & \varepsilon && \text{empty} \\
 & | \langle v \rangle && \text{exact encoding match} \\
 & | \langle p \rangle && \text{exact plain match} \\
 & | \text{fmt}_1; \text{fmt}_2 && \text{concatenation} \\
 & | \{ \{ b ? \text{fmt}_1 \mid \text{fmt}_2 \} \} && \text{branching}
 \end{aligned} \quad (2)$$

This new format does not reveal the intermediate parsing results and properly encodes the dependencies. The matching rule is encoded in the definition of predicate \vDash . *Exact encoding match* $p \vDash \langle v \rangle$ means that the bit stream p is exactly the encoding of the structured value v , and *exact plain match* $p \vDash \langle p' \rangle$ means $p = p'$, where p' is an unparsed bitstream.

Proving parsers. To conveniently prove in Coq that parsing programs written in P4 satisfy specifications written with the \vDash judgment, we built Coq definitions, lemmas, and tactics to mostly automate the task.

4 MODELING THE CONFIGURABLE ENGINES

Another piece missing from most P4 verifiers is modeling the configurable engines present on a typical switch or smart NIC. Typically, all P4-programmable components, including parsers, controls, and deparsers, adhere to a fundamental design principle of “one packet plus metadata in, one packet plus metadata out.” In order to drop, replicate, or resubmit a packet, the P4 program must assign values in headers or metadata as signals to these configurable engines that actually perform the action. To verify the switch’s overall behavior, one needs operational models of those configurable engines.

As presented in Fig. 1, each gray box represents a configurable engine endowed with specific behaviors. For clarity and focus, our modeling effort concentrates on the two essential components highlighted in our examples: the packet replication engine and the packet generator. We adopted a minimal modeling approach for other components, including mirror session lookup, write admission control, queue admission control, and the packet scheduler, modeling only the default configuration of each engine, which allows packets to pass through these components unchanged. The intricacies of some components, such as mirror session lookup or the handling of packet priorities in queue admission control, may be explored in future research. On the other hand, the packet scheduler remains underspecified in our study due to the absence of publicly available documentation on the packet scheduling algorithm employed in the Tofino architecture.

Our model is grounded in the publicly available description of Tofino [12]. It represents an under-approximation, primarily because we have opted to exclude certain details (such as the *packet descriptor*) that are primarily aimed at optimizing space utilization and enhancing performance. Given that these aspects are not within the scope of our concern, we have deliberately omitted such details from our model.

4.1 Modeling the Packet Replication Engine

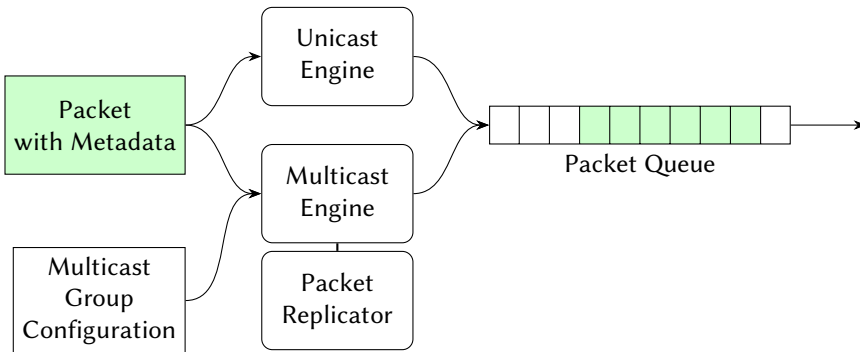


Fig. 3. Packet Replication Engine

The Packet Replication Engine (PRE) creates copies of a packet, handling both unicast and multicast. As indicated in Table 1, the PRE is a ubiquitous component across various architectures, yet its specific behavior is closely tied to the architecture in question. To address this, we have developed a concrete model of the PRE tailored to the Tofino architecture, aiming to strike a balance

between universality and architectural specificity. This approach is designed to simplify the process of adapting our PRE model for use in different architectural contexts.

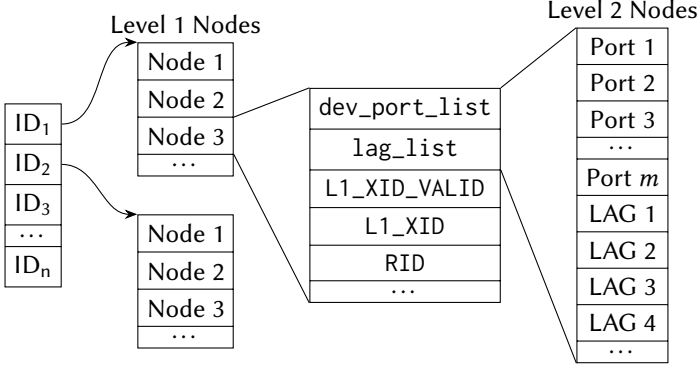


Fig. 4. A Multicast Group Configuration

For a single packet, a Tofino PRE examines various fields within its metadata to determine if replication is necessary. The output of this engine is a sequence of packets to be enqueued by the next stage of the Traffic Manager.

The method of replication is dictated by a 2-level table lookup (illustrated in Fig. 4), in a table configured by the control plane. The input to this table lookup is the *metadata*, a structured bitstring calculated by the Ingress Control and/or by Mirror Session Lookup. There are four fields of interest: a port field (`ucast_egress_port`) that determines if a unicast copy will be made; a 1-bit flag (`copy_to_cpu`) indicating whether to create a copy to send to the CPU; and two fields (`mcast_grp_a` and `mcast_grp_b`) representing multicast group IDs. Looking up an ID in the table yields to a specific configuration for multicast replication.

We model the PRE as with a function for the multicast engine and another for unicast:

$$\text{MULTICASTENGINE}(c : \text{mc_config})(p : \text{ingress_packet}) : \text{list}(\text{egress_packet}) :=$$

... details elided, but see Figure 4

$$\text{UNICASTENGINE}(p : \text{ingress_packet}) : \text{option}(\text{egress_packet}) :=$$

... details elided

$$\text{REPLICATIONENGINE}(c, p, \vec{p}') :=$$

$$\vec{p}' = \text{MULTICASTENGINE}(c)(p) \cdot \text{UNICASTENGINE}(p)$$

Our definitions of `mcast_engine` and `ucast_engine` are fully precise, derived from the semiformal specifications in the Tofino documentation. The configuration c comprises a multicast table and an L2 exclusion table. Here, the types `ingress_packet` and `egress_packet` are really just the packet metadata, since the packet headers and payload are neither read nor written by the Traffic Manager.

Based on this behavioral specification, the user can take a configuration and—in a larger context we will describe in the next section—prove in Coq that a Tofino switch configured this way implements the desired end-to-end packet behavior.

4.2 Modeling the Packet Generator

In Tofino, each pipeline (i.e., set of components shown in Figure 1) is equipped with a packet generator capable of producing up to 8 independent streams of packets. These streams are configured and enabled by the control plane. The control plane software can specify one of four event types to trigger the packet generation process: one-time timer, periodic timer, port down, and packet recirculation. For simplicity, we model only the periodic timer type of packet generator and a single stream of packet generation.

Regardless of the event type, once the specified event occurs, it will initiate the creation of one or more batches of packets, with each batch consisting of a configured number of packets. Therefore, a set of parameters is required, including the number of batches, the time interval between batch starts, the number of packets per batch, the time interval between packets, etc. We bundle all these configuration settings into a single configuration parameter and define a periodic packet generation function accordingly:

$$\text{PKTGEN}(c : \text{pktgen_config})(t : \mathbb{Z})(s_g : \text{pktgen_state}) := \dots$$

Here, the unit of time is the switch's clock tick, so time progresses discretely. The time-related parameters in the configuration c are much larger than 1. We assume that PKTGEN is invoked at every tick. When appropriate, it will generate a packet, but each time it will also produce the new (possibly unchanged) state. Using PKTGEN , we can define the axiom of a general packet generator. Note that the output packet p_g may be invalid, as the packet generator does not produce a packet at every time t .

Axiom PacketGenBehavior :

$$\begin{aligned} & \text{PACKETGENERATOR}(c, t, s_g, s'_g, p_{\text{recirc}}, p'_{\text{recirc}}, p_g) \rightarrow \\ & s_g = s'_g \wedge \text{valid}(p_{\text{recirc}}) \wedge p_g = p_{\text{recirc}} \wedge \text{invalid}(p'_{\text{recirc}}) \vee \\ & \text{invalid}(p_{\text{recirc}}) \wedge \text{PKTGEN}(c, t, s_g) = (p_g, s'_g) \end{aligned}$$

This axiom states that at every tick, either a recirculated or generated packet is emitted, or no packet is emitted at all. Each time, the packet generator state s_g transitions to a new state, s'_g .

4.3 Modeling the Input Ports

The Input Ports are a complex multistream structure. We can axiomatize an underapproximation of its behavior, that it takes either a packet p_g from the packet generator, or it takes a packet (not necessarily the earliest available one) from the input history q_{input} , and forwards this as p_i to the Ingress Pipeline.

$$\begin{aligned} & \text{Axiom SimpleInputPorts} : \forall p_g, q_{\text{input}}, q'_{\text{input}}, m_i, p_i, \\ & \text{INPUTPORTS}(p_g, q_{\text{input}}, q'_{\text{input}}, m_i, p_i) \rightarrow \\ & (\text{invalid}(p_g) \wedge \exists q_l, q_r, q_{\text{input}} = q_l \cdot p_i \cdot q_r \wedge q'_{\text{input}} = q_l \cdot q_r) \\ & \vee (q'_{\text{input}} = q_{\text{input}} \wedge p_i = p_g) \end{aligned}$$

4.4 Modeling the Mirror Session Machinery

In some application one wants a single input packet to produce two different output packets, with different headers, perhaps intended for different destinations. The *Mirror* machinery can accomplish

that: the P4 program running in the Ingress Pipeline marks the packet-metadata for mirroring, and then the traffic manager implements the duplication.

In every clock tick, the Ingress Deparser produces one normal packet (possibly marked as “drop”) and one mirrored packet (marked as “valid” or “invalid”, i.e., “present” or “absent”) with a Mirror Session ID. Mirror Session Lookup uses the ID as an index in a table to provide metadata that the remaining components of the traffic manager will use to route the packet. In each tick, at most one packet flows from Mirror Session Lookup to the Mirror Buffer, which is a queue of packets with metadata. The Mirror Buffer flow is merged into the normal flow: in each tick, at most one packet flows into Write Admission Control; either a normal packet from Ingress Deparser or (with lower priority) a packet from the Mirror Buffer. This means that normal packets are never lost (in this merge) but mirror packets can be lost. In Figure 1 we indicate the combination of the buffer and the merging as Mirror Buffer Merge.

We specify the Mirror Session Lookup as a relation between input (Mirrored Packet from the Ingress Deparser) and output. At present, we have axioms to specify behavior of only the empty configuration of the mirror session tables, and when the P4 program does not mark packets for mirroring. The Mirror Buffer Merge simply propagates normal packets, and the Mirror Buffer queue stays empty. In future work, we can axiomatize the nontrivial case.

Axiom EmptyMirrorTable :

$$\forall c : \text{config}, i : \text{mirror_session_ID}, m : \text{metadata}, \\ c = \text{empty} \rightarrow \text{MIRRORSESSIONLOOKUP}(c, i, m) \rightarrow \text{invalid}(m)$$

Axiom EmptyMirrorMerge :

$$\forall m_{\text{normal}}, m_{\text{mirror}}, q_{\text{old}}, m_{\text{out}}, q_{\text{new}}, \\ q_{\text{old}} = \text{empty_queue} \wedge \text{invalid}(m_{\text{mirror}}) \rightarrow \\ \text{MIRRORBUFFERMERGE}(m_{\text{normal}}, m_{\text{mirror}}, q_{\text{old}}, m_{\text{out}}, q_{\text{new}}) \rightarrow \\ m_{\text{out}} = m_{\text{normal}} \wedge q_{\text{new}} = \text{empty_queue}$$

4.5 Modeling Queue Admission Control

The Tofino traffic manager has a complex queue structure with multiple queues for each output port, with a priority structure between queues. The Queue Admission Control has a built-in mechanism to trigger flow-control packets sent back to the sources of incoming packet streams, when queues get full. For many applications, it is sufficient to model a subset of this behavior. The simplest possible axiomatic characterization of this module is that some of the new packets (coming from the Replication Engine) may be dropped, but packets already in the queue(s) are not lost.

The predicate $\text{QUEUEADMISSIONCONTROL}(m_{\text{repl}}, p, q_{\text{egress}}, q_{\text{egress}}^{\dagger})$ takes the list of replicated packets m_{repl} . Actually, all these packets share the same “raw packet” p consisting of headers and payload created by the Ingress Deparser; they differ only in their metadata, and in fact m_{repl} is just a list of differing metadata created by the packet replicator.

The weakest useful axiom characterizing Queue Admission Control is that some sublist of m_{repl} is selected, the packet p is attached to each one, and the resulting metadata-equipped packets are appended to the tail of the egress queue.

Axiom MinimalQueueAdmissionControl :

$$\begin{aligned} & \forall \vec{m}_{\text{repl}}, p, q_{\text{egress}}, q^{\dagger}_{\text{egress}}, \\ & \text{QUEUEADMISSIONCONTROL}(\vec{m}_{\text{repl}}, p, q_{\text{egress}}, q^{\dagger}_{\text{egress}}) \rightarrow \\ & \exists \vec{m}', m' \subset \vec{m}_{\text{repl}} \wedge q^{\dagger}_{\text{egress}} = q_{\text{egress}} \cdot \text{map}(\lambda m. (m, p))m' \end{aligned}$$

For some applications we want a stronger axiom to prove the application properties of interest. For example, we would like to prove that the packet sampler never drops any packets, provided that the destination ethernet at the output port is willing to accept them. We can express that in a stronger axiom for Queue Admission Control. We define an *always-ready* ethernet as one that can accept a packet whenever it arrives at the ethernet's output port, and we say that packets destined for always-ready ports are not dropped:

Axiom AlwaysReadyQueueAdmissionControl :

$$\begin{aligned} & \forall \vec{m}_{\text{repl}}, p, q_{\text{egress}}, q^{\dagger}_{\text{egress}}, \\ & \text{QUEUEADMISSIONCONTROL}(\vec{m}_{\text{repl}}, p, q_{\text{egress}}, q^{\dagger}_{\text{egress}}) \rightarrow \\ & \quad \exists \vec{m}', \vec{m}' \subset \vec{m}_{\text{repl}} \wedge \\ & (\forall m, m \in \vec{m}_{\text{repl}} \wedge \text{ALWAYSREADY}(\text{port}(m)) \rightarrow m \in \vec{m}') \wedge \\ & \quad q^{\dagger}_{\text{egress}} = q_{\text{egress}} \cdot \text{map}(\lambda m. (m, p))m' \end{aligned}$$

This will allow us to prove that the packet sampler never drops a packet if the output port is always ready; see Section 6.2.

4.6 Modeling the Packet Scheduler

When an output port is empty (because ethernet transmission of its prior contents has completed⁴), the Packet Scheduler can remove a packet from one of the output queues destined for that port, and send it into the Egress Pipeline. The simplest possible axiomatic characterization of the Packet Scheduler is to model all the queues as a big bag of packets, and that some packet is removed from the bag and forwarded. In future work, we can model more configuration parameters for the scheduler that control how multiple queues and priorities are handled in a way that can guarantee, for example, that certain classes of packets are not reordered.

Axiom MinimalPacketScheduler :

$$\begin{aligned} & \forall q, q', m, p, \text{PACKETSCHEDULER}(q, q', m, p) \rightarrow \\ & \exists q_l, q_r, q = q_l \cdot (m, p) \cdot q_r \wedge q' = q_l \cdot q_r \end{aligned}$$

4.7 Modeling the Output Ports

At each clock tick, the Output Ports may receive a packet p_e from the Egress Pipeline or from the bypass mechanism; in this work we have not modeled bypass packets. The packet comes with an indication m_e of whether it is marked for Recirculation, in which case it goes to the Packet Generator as indicated in Figure 1. The variable q_{output} is not a queue, it is the history of packets transmitted from the switch.

⁴more precisely, when it will complete within the number of clock ticks equal to the length of the Egress Pipeline

Axiom MinimalOutputPorts :

$$\begin{aligned} & \forall q_{\text{output}}, m_e, p_e, q'_{\text{output}}, p_{\text{recirc}}, \\ & \text{OUTPUTPORTS}(q_{\text{output}}, (m_e, p_e), q'_{\text{output}}, p_{\text{recirc}}) \rightarrow \\ & m_e = 0 \wedge q'_{\text{output}} = q_{\text{output}} \cdot p_e \wedge \text{invalid}(p_{\text{recirc}}) \vee \\ & m_e = 1 \wedge q'_{\text{output}} = q_{\text{output}} \wedge p_{\text{recirc}} = p_e \end{aligned}$$

5 A FRAMEWORK CONNECTING THEM ALL

Our goal is to formally characterize the whole behavior of the switch when the P4 programs are installed in the programmable components and configuration settings are installed in the configurable components. Previous work [24] formally specified the Ingress Control and Egress Control; in Section 3 we described formal specifications of the Ingress and Egress Parsers and Deparsers; in Section 4 we described formal specifications of the configurable engines (although some of those are underspecified, i.e., specifying behavior of only some of the allowable configuration settings). Each of those is specified in the form of an input-output state-transition relation on packet flow.

In this section we will formally characterize the “plumbing,” described by the lines and arrows in Figure 1. That will allow an end-to-end (input ports to output ports) behavioral characterization of a (programmed and configured) Tofino switch. We will do this directly in the Coq logic, modeling each component as a stateful input-output relation.

5.1 Connecting the P4 components together

The P4 components. are the *ingress pipeline* and the *egress pipeline*, and each connects three subcomponents: the parser, the control block, and the deparser. No queues are needed between these synchronously clocked, one-packet-in one-packet-out subcomponents. We can model each component as a relation

$$\begin{aligned} & R_c(d_{\text{in}}, s_{\text{old}}, d_{\text{out}}, s_{\text{new}}) \\ & c \in \{\text{INPRSR}, \text{INCTRL}, \text{INDPRSR}, \text{EPRSR}, \text{ECTRL}, \text{EDPRSR}\} \end{aligned}$$

where c is the name of the component, $d_{\text{in}}, d_{\text{out}}$ are the packet (with its metadata) entering and leaving, the $s_{\text{old}}, s_{\text{new}}$ are the local state of each component. There is no global state accessible by multiple components.

We specify a P4 pipeline such as the top row of Figure 1 as,

$$\begin{aligned}
& \text{INGRESSPIPELINE}(d_{\text{in}}, s_{\text{old}}, d_{\text{out}}, s_{\text{new}}) := \\
& \quad \exists s_{\text{IP}}, s_{\text{IC}}, s_{\text{ID}}, s_{\text{old}} = (s_{\text{IP}}, s_{\text{IC}}, s_{\text{ID}}) \wedge \\
& \quad \exists s'_{\text{IP}}, s'_{\text{IC}}, s'_{\text{ID}}, s_{\text{new}} = (s'_{\text{IP}}, s'_{\text{IC}}, s'_{\text{ID}}) \wedge \\
& \quad \exists t_1 : \text{timestamps}, p : \text{raw_packet}, d_{\text{in}} = (t_1, p) \wedge \\
& \quad (R_{\text{INPRSR}}(p, s_{\text{IP}}, \text{NONE}, s'_{\text{IP}}) \wedge s_{\text{IC}} = s'_{\text{IC}} \wedge s_{\text{ID}} = s'_{\text{ID}} \wedge d_{\text{out}} = \text{NONE} \\
& \quad \quad \vee \\
& \quad \exists d_1 : \text{metadata} \times \text{headers}, l : \text{payload}, \\
& \quad \quad R_{\text{INPRSR}}(p, s_{\text{IP}}, \text{SOME}(d_1, l), s'_{\text{IP}}) \wedge \\
& \quad \exists m_2 : \text{metadata_for_traffic_manager}, d_2 : \text{metadata} \times \text{headers}, \\
& \quad \quad R_{\text{INCTRL}}((t_1, d_1), s_{\text{IC}}, (m_2, m_{\text{mirror}}, d_2), s'_{\text{IC}}) \wedge \\
& \quad \quad \exists m_3 : \text{metadata}, h_3 : \text{headers}, \\
& \quad R_{\text{INDPRSR}}(d_2, s_{\text{ID}}, (m_3, h_3), s'_{\text{ID}}) \wedge d_{\text{out}} = \text{SOME}((m_2, m_{\text{mirror}}, m_3), h_3 \cdot l))
\end{aligned}$$

This plumbing is not quite as simple as shown in Figure 1. For example, timestamps t_1 bypass the Parser, the payload l bypasses the Ingress Control and Deparser, metadata m_2 bypasses the Deparser, but metadata within d_2 flows into the Deparser. And if m_{mirror} is a nonzero mirror session ID, then (just after the Ingress pipeline), a copy of the packet is to be sent to the Mirror Buffer. We also consider another case: when a packet cannot be correctly parsed, it is dropped. In this situation, it is not transferred to the subsequent stages, and no output packet is generated in the pipeline.

The egress pipeline. is modeled in a similar way to the ingress pipeline, but it is simpler. The pipeline receives metadata m_e and a packet p_e , and produces a modified packet p'_e . The output metadata m'_e is an indication of whether the packet should be recirculated or output normally. The pipeline has its own persistent registers whose state s_e may be modified into s'_e .

$$\begin{aligned}
& \text{EGRESSPIPELINE}((m_e, p_e), s_e, (m'_e, p'_e), s'_e) := \\
& \quad \exists s_{\text{EP}}, s_{\text{EC}}, s_{\text{ED}}, s_e = (s_{\text{EP}}, s_{\text{EC}}, s_{\text{ED}}) \wedge \\
& \quad \exists s'_{\text{EP}}, s'_{\text{EC}}, s'_{\text{ED}}, s'_e = (s'_{\text{EP}}, s'_{\text{EC}}, s'_{\text{ED}}) \wedge \\
& \quad \exists d_1 : \text{metadata} \times \text{headers}, l : \text{payload}, \\
& \quad \quad R_{\text{EPRSR}}((m_e, p_e), s_{\text{EP}}, (d_1, l), s'_{\text{EP}}) \wedge \\
& \quad \exists d_2 : \text{metadata} \times \text{headers}, R_{\text{ECTRL}}(d_1, s_{\text{EC}}, d_2, s'_{\text{EC}}) \wedge \\
& \quad \quad \exists m_3 : \text{metadata}, h_3 : \text{headers}, \\
& \quad R_{\text{EDPRSR}}(d_2, s_{\text{ED}}, (m_3, h_3), s'_{\text{ED}}) \wedge m'_e = (m_2, m_3) \wedge p'_e = h_3 \cdot l
\end{aligned}$$

The real work here is done by the Egress Parser (modeled by relation R_{EPRSR}) the Egress Control (modeled by R_{ECTRL}) and the Egress Deparser (modeled by R_{EDPRSR}).

5.2 Connecting all of the components

As illustrated in Fig. 1, P4-programmable components and configurable engines can be arranged in intricate configurations designed for a particular architecture. Given that the configuration is fixed for each specific architecture, it allows for the creation of a comprehensive pipeline model that is

uniquely adapted to each architecture. Here we will describe the “plumbing” of the Tofino, and the same approach can be used to model other architectures.

In contrast to the P4 pipelines, which have no internal queues and can be modeled as stateful relations on individual (input and output) packets, we model the traffic manager as a relation on queue states (and on the persistent states s of the Ingress pipeline).

The state variables of the switch are,

- t time measured in clock ticks, provided to the Ingress Control as a possibly useful piece of metadata,
- s_g state of the Packet Generator,
- s_i state of the persistent registers of the P4 Ingress Pipeline,
- s_e state of the persistent registers of the P4 Egress Pipeline,
- q_{input} history of packets received by the switch,
- p_{recirc} recirculated packet (if any),
- q_{mirror} contents of mirror buffer,
- q_{egress} contents of output queues,
- q_{output} history of packets transmitted by the switch.

$$\begin{aligned}
& \text{INGRESSPACKET}((c_{\text{mirror}}, c_{\text{mc}}, c_{\text{pktgen}}) : \text{config}) \\
& \quad (t, s_g, s_i, s_e)(q_{\text{input}}, p_{\text{recirc}}, q_{\text{mirror}}, q_{\text{egress}}, q_{\text{output}}) \\
& \quad (t', s'_g, s'_i, s'_e)(q'_{\text{input}}, p'_{\text{recirc}}, q'_{\text{mirror}}, q'_{\text{egress}}, q'_{\text{output}}) := \\
& \quad \quad s_e = s'_e \wedge q_{\text{output}} = q'_{\text{output}} \wedge \\
& \quad \quad \exists p_g, m_i, p_i, m_{\text{normal}}, m_{\text{mirror}}, p'_i, m_{\text{merge}}, p_{\text{repl}}. \\
& \quad \text{PACKETGENERATOR}(c_{\text{pktgen}}, t, s_g, s'_g, p_{\text{recirc}}, p'_{\text{recirc}}, p_g) \wedge t' = t + 1 \wedge \\
& \quad \quad \text{INPUTPORTS}(p_g, q_{\text{input}}, q'_{\text{input}}, m_i, p_i) \wedge \\
& \quad (\text{INGRESSPIPELINE}((t, m_i, p_i), s_i, \text{NONE}, s'_i) \wedge q_{\text{mirror}} = q'_{\text{mirror}} \wedge q_{\text{egress}} = q'_{\text{egress}} \\
& \quad \vee \text{INGRESSPIPELINE}((t, m_i, p_i), s_i, \text{SOME}((m_{\text{normal}}, id_{\text{mirror}}), p'_i), s'_i) \wedge \\
& \quad \quad \text{MIRRORSESSIONLOOKUP}(c_{\text{mirror}}, id_{\text{mirror}}, m_{\text{mirror}}) \wedge \\
& \quad \quad \text{MIRRORBUFFERMERGE}(m_{\text{normal}}, m_{\text{mirror}}, q_{\text{mirror}}, m_{\text{merge}}, q'_{\text{mirror}}) \wedge \\
& \quad \quad \text{REPLICATIONENGINE}(c_{\text{mc}}, m_{\text{merge}}, \vec{m}_{\text{repl}}) \wedge \\
& \quad \quad \text{QUEUEADMISSIONCONTROL}(\vec{m}_{\text{repl}}, p'_i, q_{\text{egress}}, q'_{\text{egress}})).
\end{aligned}$$

$$\begin{aligned}
& \text{EGRESSPACKET}(t, s_g, s_i, s_e)(q_{\text{input}}, p_{\text{recirc}}, q_{\text{mirror}}, q_{\text{egress}}, q_{\text{output}}) \\
& (t', s'_g, s'_i, s'_e)(q'_{\text{input}}, p'_{\text{recirc}}, q'_{\text{mirror}}, q'_{\text{egress}}, q'_{\text{output}}) := \\
& \quad \exists m_e, p_e, m'_e, p'_e, \\
& t = t' \wedge s_g = s'_g \wedge s_i = s'_i \wedge q_{\text{input}} = q'_{\text{input}} \wedge \text{invalid}(p_{\text{recirc}}) \\
& \quad \text{PACKETSCHEDULER}(q_{\text{egress}}, q'_{\text{egress}}, m_e, p_e) \wedge \\
& \quad \text{EGRESSPIPELINE}((m_e, p_e), s_e, (m'_e, p'_e), s'_e) \wedge \\
& \quad \text{OUTPUTPORTS}(q_{\text{output}}, (m'_e, p'_e), q'_{\text{output}}, p'_{\text{recirc}}).
\end{aligned}$$

$$\text{PROCESSPACKET } c \ s \ q \ s' \ q' := \text{INGRESSPACKET } c \ s \ q \ s' \ q' \vee \text{EGRESSPACKET } s \ q \ s' \ q'.$$

$$\text{PROCESSPACKETS } c \ s \ q \ s' \ q' := s = s' \wedge q = q' \vee$$

$$\exists s'', q'', \text{PROCESSPACKETS } c \ s \ q \ s'' \ q'' \wedge \text{PROCESSPACKET } c \ s'' \ q'' \ s' \ q'.$$

The Ingress system (from Input Ports all the way to Queue Admission Control) fills up the output queues (and drains the p_{recirc} register); it runs concurrently with the Egress system (from Packet Scheduler to Output Ports) that drains these queues (and may fill p_{recirc}).

6 PROVING CORRECTNESS PROPERTIES OF APPLICATIONS

The purpose of formally specifying the many components of the switch (or smart NIC) is to be able to formally prove correctness of P4 applications running on the switch.

6.1 The LangSec property

Using the Verifiable P4 system [24] within Coq, the user can prove that a specific P4 program refines a particular R_{INCTRL} relation. Using our new work, the user can prove that P4 programs refine particular R_{INPRSR} R_{INDPRSR} relations. Using our definition of INGRESSPIPELINE one can compose these to derive an overall behavior, $(R_{\text{INPRSR}}, R_{\text{INCTRL}}, R_{\text{INDPRSR}})$.

Then one can prove that the Ingress behavior has the desired properties. For example, the LANGSEC properties (see footnote 2): *Syntactically ill-formed packets are dropped with no effect on the state.*

Lemma: Our packet sampler parser is not affected by the parser state s_{IP} .

$$\begin{aligned}
& \text{PARSERSTATEOBLIVIOUS}(R_{\text{INPRSR}}) := \\
& \forall s_{\text{IP}1}, s_{\text{IP}2}, s'_{\text{IP}1}, s'_{\text{IP}2}, p, d_1, l_1, d_2, l_2, \\
& \quad R_{\text{INPRSR}}(p, s_1, (d_1, l_1), s'_1) \rightarrow \\
& \quad R_{\text{INPRSR}}(p, s_2, (d_2, l_2), s'_2) \rightarrow \\
& \quad d_1 = d_2 \wedge l_1 = l_2
\end{aligned}$$

Proof: Initialize R_{INPRSR} with the concrete parser specification of the sampler example. From the specification, we find that the value of metadata d_i and payload l_i only depends on the input packet p . So we can prove $d_1 = d_2$ and $l_1 = l_2$ since they are parsed from the same packet p .

Theorem: Our packet sampler has the LangSec property: a syntactically ill-formed packet cannot affect the state. In particular, if the INPRSR returns NONE , then s_{IP} is changed in an oblivious way, and the rest of the state $s_g, s_{\text{in}}, s_{\text{id}}, s_e$ is not changed at all.

$$\begin{aligned}
& \text{LANGSEC}(R_{\text{INPRSR}}, R_{\text{INCTRL}}, R_{\text{INDPRSR}}) := \\
& \quad \text{PARSERSTATELESS}(R_{\text{INPRSR}}) \wedge \\
& \quad \text{PROCESSPACKET } c(t, s_g, (s_{\text{ip}}, s_{\text{in}}, s_{\text{id}}), s_e) (p \cdot q_{\text{input}}, p_{\text{recirc}}, q_{\text{mirror}}, q_{\text{egress}}, q_{\text{output}}) \\
& \quad \quad (t', s'_g, (s'_{\text{ip}}, s'_{\text{in}}, s'_{\text{id}}), s'_e) q' \wedge \\
& \quad \quad R_{\text{INPRSR}}(p, s_{\text{ip}}, \text{NONE}, s'_{\text{ip}}) \rightarrow \\
& \quad q' = (q_{\text{input}}, p_{\text{recirc}}, q_{\text{mirror}}, q_{\text{egress}}, q_{\text{output}}) \wedge s_g = s'_g \wedge s_{\text{in}} = s'_{\text{in}} \wedge s_{\text{id}} = s'_{\text{id}} \wedge s_e = s'_e.
\end{aligned}$$

These are easy proofs, and they should be. They are provable directly from the *specifications* of the P4 programs (that is, relations $R_{\text{INPRSR}}, R_{\text{INCTRL}}, R_{\text{INDPRSR}}$), without having to look at the P4 code again (after proving that the P4 program satisfies these specifications).

6.2 Proving the sampler correct.

We can also demonstrate a whole-switch correctness property: the packet sampler correctly produces a digest of the headers of every 1024th packet. We describe this specification by relating the output stream q_{output} to the input stream q_{input} .

$$\begin{aligned}
& \text{SAMPLERSPECIFICATION}(n, q_{\text{input}}, q_{\text{output}}) = \\
& \quad \left(\text{empty}(q_{\text{input}}) \wedge \text{empty}(q_{\text{output}}) \right) \vee \\
& \quad \left(\exists p_{\text{input}}, p_{\text{output}}, q_1, q_2, q_{\text{input}} = q_1 \cdot p_{\text{input}} \wedge q_{\text{output}} \subset q_2 \cdot p_{\text{output}} \wedge \right. \\
& \quad (n + |q_1| + 1) \bmod 1024 \neq 0 \wedge \text{NORMALPACKETRELATION}(p_{\text{input}}, p_{\text{output}}) \wedge \\
& \quad \quad \left. \text{SAMPLERSPECIFICATION}(n, q_1, q_2) \right) \vee \\
& \quad \left(\exists p_{\text{input}}, p_1, p_2, q_1, q_2, q_{\text{input}} = q_1 \cdot p_{\text{input}} \wedge q_{\text{output}} \subset q_2 \cdot p_1 \cdot p_2 \wedge \right. \\
& \quad (n + |q_1| + 1) \bmod 1024 = 0 \wedge \text{NORMALPACKETRELATION}(p_{\text{input}}, p_1) \wedge \\
& \quad \quad \left. \text{SPECIALPACKETRELATION}(n, p_{\text{input}}, p_2) \wedge \text{SAMPLERSPECIFICATION}(n, q_1, q_2) \right)
\end{aligned}$$

The sampler program synthesizes a special packet for every 1024th packet. Each of the three clauses in the large disjunction expression above corresponds to one possible case for a switch running the sampler: the empty case, the case when a normal packet arrives, and when the counter determines that 1024 packets have passed since the last special packet. The `NORMALPACKETRELATION` and `SPECIALPACKETRELATION` are predicates describing the relationship between input and output packets.

Then we proved the following main theorem.

THEOREM 1 (SAMPLER CORRECT).

$$\begin{aligned}
& \text{counter}(s_i) = n \rightarrow \\
& \text{PROCESSPACKETS}(c_{\text{sampler}})(t, s_g, s_i, s_e)(q_{\text{input}}, \text{nil}, \text{nil}, \text{nil}, \text{nil}) \\
& \quad (t', s'_g, s'_i, s'_e)(\text{nil}, p'_{\text{recirc}}, q'_{\text{mirror}}, q'_{\text{egress}}, q_{\text{output}}) \rightarrow \\
& \quad \text{SAMPLERSPECIFICATION}(n, q_{\text{input}}, q'_{\text{output}}).
\end{aligned}$$

That is, when the switch is configured and programmed to run our sampler, then if the counter value is n in the initial Ingress Control state s_i , then the relation between input stream q_{input} and output stream q_{output} will indeed be as specified by `SAMPLERSPECIFICATION`.

Proof. The proof can be divided into two stages. Stage 1 involves proving two relations `NORMALPACKETRELATION` and `SPECIALPACKETRELATION` for a single pair of input and corresponding output packets under different conditions. This is a low-level proof, as it requires proving properties directly from the P4 code based on its semantics. Stage 2 involves proving `SAMPLERSPECIFICATION` for the entire input and output queues. This stage is a relatively high-level proof, as it abstracts the low-level properties into two pairwise relations and conditions.

In Stage 1, we consider the two predicates `INGRESSPACKET` and `EGRESSPACKET` separately. Essentially, only the `INGRESSPIPELINE` and `EGRESSPIPELINE` are considered, as almost all other components are minimally specified, and the packet replication engine is treated as a function that can be computed. The execution semantics of the P4-programmable components are instantiated by the specific P4 sampler program. We specified the required behavior of the `INGRESSPIPELINE` and proved that the P4 program satisfies that spec using the Verifiable P4 program logic, did the same for the `EGRESSPIPELINE`, then used those lemmas to finish stage 1. Essentially, a typical lemma for a P4-programmable component takes the following form:

$$\text{PRECONDITION}(d, s) \rightarrow R_c(d, s, d', s') \rightarrow \text{POSTCONDITION}(d', s') \quad (3)$$

Unfolding the layers of definitions within `INGRESSPIPELINE` and `EGRESSPIPELINE` reveals six execution semantics predicates with the form $R_c(d, s, d', s')$, serving as assumptions. Each predicate corresponds to a specific P4-programmable component. By applying the component lemmas, in the form of (3), to these predicates, we can derive the conclusion $\text{POSTCONDITION}(d', s')$ while identifying $\text{PRECONDITION}(d, s)$ as a proof obligation. The connections between d' and d in R_c enable the derivation of $\text{PRECONDITION}(d, s)$ based on the $\text{POSTCONDITION}(d', s')$ from upstream components. This methodological chaining is crucial for linking all components. Once all proof obligations are fulfilled, the conclusions drawn from each component's lemma facilitate the verification of the desired property. Throughout the proof process, it's common to encounter mismatches between the postconditions and preconditions that were assumed and proved for each component independently. That is, the chaining proofs together may expose flaws in these specifications, which are then corrected in the verification-engineering process. Typically, one must introduce and prove additional properties in the specification. Incorporating these properties allows us to effectively link all components, culminating in the establishment of `NORMALPACKETRELATION` and `SPECIALPACKETRELATION`.

The proof in Stage 2 is relatively straightforward compared to Stage 1. Using the axioms from Section 4, we can eliminate most configurable engines. By performing induction on the length of the input queue, we can prove the conclusion of Theorem 1.

6.3 Stateful firewall

Wang *et al.* [24] used the Verifiable P4 program logic and tool to prove correctness of a stateful firewall. Correctness, as stated and proved, relies on the assumption that the incoming packet flow (from all sources combined) has no gaps lasting longer than 10 milliseconds. One can configure the Tofino packet generator to insert a packet into the (combined) flow every 10 ms, which provably discharges this assumption—if one has a specification of the packet generator and its connection to the P4 program, which we now have. Therefore we have proved that our given configuration of the packet generator satisfies that precondition for correctness of the stateful firewall.

7 RELATED WORK

Verified Parsers. Over the years researchers have developed quite a few instances of verified parsers or parser interpreters/generators. Blaudeau and Shankar [5] present a formalized metatheory of Parsing Expression Grammars (PEGs) and develop a verified reference parser interpreter, a packrat parser and a semantic interpreter, all implemented and proved correct within the PVS specification and verification system. Delaware *et al.* [8] present NARCISSUS, a framework for deriving provably correct-by-construction decoders and encoders from binary format specifications, using the Coq proof assistant to ensure their correctness and to automate their generation through verified combinators. Our format notations are inspired by their binary format specifications. Doenges *et al.* [9] introduce a Coq-based framework for verifying the equivalence of network protocol parsers. This framework uses an automata model for P4 parsers and an algorithm for symbolically computing a compact representation of a bisimulation, which are then verified through a certified compilation chain, making the parser-equivalence proofs fully automatic. Van Geest and Swierstra [23] introduce a method for describing binary data formats using a collection of data types embedded in a dependently typed programming language, which enables automatic generation and verification of parsers and pretty printers to ensure correctness by construction, demonstrated through a case study of the IPv4 network protocol. Ramananandro *et al.* [16] introduce EverParse, a framework for generating secure, memory-safe, and non-malleable parsers and serializers from binary message format descriptions, verified in F*. They demonstrate the framework’s effectiveness through case studies on TLS, Bitcoin, and PKCS #1, showing improved performance and security. Ye and Delaware [29] develop a formally verified compiler for a subset of the Protocol Buffer serialization format, proving the correctness of generated serializers and deserializers using the Coq proof assistant. As we can see, all these works involve verified parser generators and compilers based on different specifications (PEGs, binary format specifications, serialization formats). In future work, we may retarget one of these parser-synthesis techniques to P4, producing formally proved correct-by-construction parsers.

P4 Architecture Formalizations. Wang *et al.* [24] presented a formal big-step semantics for the P4 programming language; Alshnakat *et al.* [2] presented a formal small-step semantics, capturing all key features including concurrency and externs, and providing a formalized type system and verification framework within the HOL4 theorem prover. Whether a small-step semantics is needed, or whether a big-step semantics suffices, may depend on architectural assumptions about interpacket and interpipeline visibility of computation steps.

Alshnakat *et al.* provide an architectural level semantics instantiated in HOL4 for the VSS, V1Model, and eBPF architectures (which have much simpler traffic managers than Tofino). They did not demonstrate how to use these models in program verification—only in simulation on concrete inputs.

P4 Verifiers. Wang *et al.* [24, §7] and Alshnakat *et al.* [2, §5] both discuss prior work in mechanized verifiers for P4 programs. Our contribution here is not a new P4 verifier, but a way to place such a verifier into a broader context to prove more comprehensive theorems about packet-stream processors.

8 CONCLUSION AND LESSONS LEARNED

Whole-architecture, whole-program, whole-stream-property correctness proofs for switch programming and configuration can be practical if its specifications and proofs are sufficiently modular. We achieved the goal of separating the P4 program-correctness proof from the specifications and

proofs of configurable engines. Furthermore, the modularity of configurable-engine components successfully transfers into specifications and proofs. But there are some difficulties:

- A goal of the Open Networking Foundation was to standardize the P4 language [6]. Therefore, (at least in principle) tools such as Verifiable P4 can be reusable on other P4-programmable architectures. But no effort was ever made to standardize the other “configurable engines”. Therefore the *approach* taken in this work may be portable and retargetable, but the particular specifications are not, and nor will be the programs and proofs of application such as the packet sampler.
- P4 programming permits partially (un)initialized records, and the Verifiable P4 logic has a general and elegant treatment of them [24, §3.2]. But there is little use for uninitialized bits in parsers, deparsers, and engines, so at the boundary between P4 and the engines we must constantly prove initialization properties, and this reasoning is quite tedious. Furthermore, statelessness properties such as LANGSEC become more difficult to formalize when some bits can “float free”—we could not prove this without modifying the program to initialize some (supposedly irrelevant) bits. In light of that, it is not at all clear that this feature of the P4 language is worthwhile.
- In proving a P4 program that inspects and modifies only a few sub-subfields of some headers, our proofs regarding the preservation of the unchanged fields were less than elegant; we need better abstraction techniques.
- Our axiomatizations of the configurable engines are, we believe, conservative approximations: we have not axiomatized all their features. And we have not specified the details of their internal queue sizes, which means it’s not possible to prove certain guarantees about when packets will not be dropped. Internet architecture is designed to tolerate a few dropped or locally reordered packets as a tradeoff for extremely high throughput, so network switches do not attempt to guarantee never-drop or never-reorder properties, nor is it useful to do so.

ACKNOWLEDGMENTS

This material is based upon work supported by DARPA Contract HR001120C0160.

REFERENCES

- [1] Version 1.0 switch architecture model, 2016.
- [2] Anoud Alshnakat, Didrik Lundberg, Roberto Guanciale, and Mads Dam. HOL4P4: Mechanized small-step semantics for P4. *Proc. ACM Program. Lang.*, 8(OOPSLA1), April 2024.
- [3] Andrew W. Appel. *Modern Compiler Implementation in Java*. Cambridge University Press, Cambridge, England, 1998.
- [4] Julian Bangert and Nikolai Zeldovich. Nail: A practical tool for parsing and generating data formats. In *11th USENIX Symposium on Operating Systems Design and Implementation (OSDI 14)*, pages 615–628, 2014.
- [5] Clement Blaudeau and Natarajan Shankar. A verified packrat parser interpreter for parsing expression grammars. In *Proceedings of the 9th ACM SIGPLAN International Conference on Certified Programs and Proofs*, CPP 2020, page 3–17, New York, NY, USA, 2020. Association for Computing Machinery.
- [6] The P4 Language Consortium. P4₁₆ Language Specification, version 1.2.4. Technical report, Open Networking Foundation, May 2023.
- [7] Joeri de Ruyter and Caspar Schutijser. Next-generation internet at terabit speed: SCION in P4. In *Proceedings of the 17th International Conference on Emerging Networking EXperiments and Technologies*, CoNEXT ’21, page 119–125, New York, NY, USA, 2021. Association for Computing Machinery.
- [8] Benjamin Delaware, Sorawit Suriyakarn, Clément Pit-Claudel, Qianchuan Ye, and Adam Chlipala. Narcissus: Correct-by-construction derivation of decoders and encoders from binary formats. *Proc. ACM Program. Lang.*, 3(ICFP), jul 2019.
- [9] Ryan Doenges, Tobias Kappé, John Sarracino, Nate Foster, and Greg Morrisett. Leapfrog: Certified equivalence for protocol parsers. In *Proceedings of the 43rd ACM SIGPLAN International Conference on Programming Language Design and Implementation*, PLDI 2022, page 950–965, New York, NY, USA, 2022. Association for Computing Machinery.

- [10] Robin Giller. Open vSwitch* with DPDK overview, December 2016. <https://www.intel.com/content/www/us/en/developer/articles/technical/open-vswitch-with-dpdk-overview.html>.
- [11] Thomas Holterbach, Edgar Costa Molero, Maria Apostolaki, Alberto Dainotti, Stefano Vissicchio, and Laurent Vanbever. Blink: Fast connectivity recovery entirely in the data plane. In *16th USENIX Symposium on Networked Systems Design and Implementation (NSDI 19)*, pages 161–176, Boston, MA, February 2019. USENIX Association.
- [12] Intel. P4₁₆ Intel Tofino Native Architectures – Public Version. Technical report, Intel, April 2021.
- [13] Daehyeok Kim, Jacob Nelson, Dan R. K. Ports, Vyas Sekar, and Srinivasan Seshan. Redplane: enabling fault-tolerant stateful in-switch applications. In *Proceedings of the 2021 ACM SIGCOMM 2021 Conference*, SIGCOMM '21, page 223–244, New York, NY, USA, 2021. Association for Computing Machinery.
- [14] Marios Kogias, Martin Tayeka Weber, and Edouard Bugnion. SLOG: Your switch is also your load-generator, 2020. poster and abstract at NSDI'20, 17th USENIX Symposium on Networked Systems Design and Implementation.
- [15] Robert MacDavid, Xiaoqi Chen, and Jennifer Rexford. Scalable real-time bandwidth fairness in switches. *IEEE/ACM Transactions on Networking*, 32(2):1423–1434, 2024.
- [16] Tahina Ramananandro, Antoine Delignat-Lavaud, Cédric Fournet, Nikhil Swamy, Tej Chajed, Nadim Kobeissi, and Jonathan Protzenko. Everparse: Verified secure zero-copy parsers for authenticated message formats. In *Proceedings of the 28th USENIX Conference on Security Symposium*, SEC'19, page 1465–1482, USA, 2019. USENIX Association.
- [17] Fabian Ruffy, Jed Liu, Prathima Kotikalapudi, Vojtech Havel, Hanneli Tavante, Rob Sherwood, Vladyslav Dubina, Volodymyr Peschanenko, Anirudh Sivaraman, and Nate Foster. P4Testgen: An extensible test oracle for P4-16. In *Proceedings of the ACM SIGCOMM 2023 Conference*, ACM SIGCOMM '23, page 136–151, New York, NY, USA, 2023. Association for Computing Machinery.
- [18] Len Sassaman, Meredith L. Patterson, Sergey Bratus, and Michael E. Locasto. Security applications of formal language theory. *IEEE Systems Journal*, 7(3):489–500, 2013.
- [19] Satadal Sengupta, Hyojoon Kim, and Jennifer Rexford. Continuous in-network round-trip time monitoring. In *Proceedings of the ACM SIGCOMM 2022 Conference*, SIGCOMM '22, page 473–485, New York, NY, USA, 2022. Association for Computing Machinery.
- [20] John Sonchack, Devon Loehr, Jennifer Rexford, and David Walker. Lucid: a language for control in the data plane. In *Proceedings of the 2021 ACM SIGCOMM 2021 Conference*, SIGCOMM '21, page 731–747, New York, NY, USA, 2021. Association for Computing Machinery.
- [21] The P4.org Architecture Working Group. P4₁₆ Portable NIC Architecture (PNA). Technical report, dec 2022.
- [22] The P4.org Architecture Working Group. P4₁₆ Portable Switch Architecture (PSA). Technical report, Dec 2022.
- [23] Marcell van Geest and Wouter Swierstra. Generic packet descriptions: Verified parsing and pretty printing of low-level data. In *Proceedings of the 2nd ACM SIGPLAN International Workshop on Type-Driven Development*, TyDe 2017, page 30–40, New York, NY, USA, 2017. Association for Computing Machinery.
- [24] Qinshi Wang, Mengying Pan, Shengyi Wang, Ryan Doenges, Lennart Berlinger, and Andrew W. Appel. Foundational Verification of Stateful P4 Packet Processing. In Adam Naumowicz and René Thiemann, editors, *14th International Conference on Interactive Theorem Proving (ITP 2023)*, volume 268 of *Leibniz International Proceedings in Informatics (LIPIcs)*, pages 32:1–32:20, Dagstuhl, Germany, 2023. Schloss Dagstuhl – Leibniz-Zentrum für Informatik.
- [25] Weitao Wang, Xinyu Crystal Wu, Praveen Tammanna, Ang Chen, and T. S. Eugene Ng. Closed-loop network performance monitoring and diagnosis with SpiderMon. In *19th USENIX Symposium on Networked Systems Design and Implementation (NSDI 22)*, pages 267–285, Renton, WA, April 2022. USENIX Association.
- [26] Dingming Wu, Ang Chen, T. S. Eugene Ng, Guohui Wang, and Haiyong Wang. Accelerated service chaining on a single switch ASIC. In *Proceedings of the 18th ACM Workshop on Hot Topics in Networks*, HotNets '19, page 141–149, New York, NY, USA, 2019. Association for Computing Machinery.
- [27] Jiarong Xing, Kuo-Feng Hsu, Yiming Qiu, Ziyang Yang, Hongyi Liu, and Ang Chen. Bedrock: Programmable network support for secure RDMA systems. In *31st USENIX Security Symposium (USENIX Security 22)*, pages 2585–2600, Boston, MA, August 2022. USENIX Association.
- [28] Jiarong Xing, Wenqing Wu, and Ang Chen. Ripple: A programmable, decentralized Link-Flooding defense against adaptive adversaries. In *30th USENIX Security Symposium (USENIX Security 21)*, pages 3865–3881. USENIX Association, August 2021.
- [29] Qianchuan Ye and Benjamin Delaware. A verified protocol buffer compiler. In *Proceedings of the 8th ACM SIGPLAN International Conference on Certified Programs and Proofs*, CPP 2019, page 222–233, New York, NY, USA, 2019. Association for Computing Machinery.
- [30] Sophia Yoo, Xiaoqi Chen, and Jennifer Rexford. SmartCookie: Blocking large-scale SYN floods with a split-proxy defense on programmable data planes. In *32nd USENIX Security Symposium (USENIX Security 23)*, page [To appear], PHILADELPHIA, PA, August 2024. USENIX Association.
- [31] Hao Zheng, Chen Tian, Tong Yang, Huiping Lin, Chang Liu, Zhaochen Zhang, Wanchun Dou, and Guihai Chen. Flymon: enabling on-the-fly task reconfiguration for network measurement. In *Proceedings of the ACM SIGCOMM*

- 2022 Conference, SIGCOMM '22, page 486–502, New York, NY, USA, 2022. Association for Computing Machinery.
- [32] Yu Zhou, Zhaowei Xi, Dai Zhang, Yangyang Wang, Jinqiu Wang, Mingwei Xu, and Jianping Wu. Hypertester: high-performance network testing driven by programmable switches. In *Proceedings of the 15th International Conference on Emerging Networking Experiments And Technologies*, CoNEXT '19, page 30–43, New York, NY, USA, 2019. Association for Computing Machinery.