

Classical Annealing of Sherrington-Kirkpatrick Spin Glass Using Suzuki-Kubo Mean-field Ising Dynamics

Soumyaditya Das,^{1,*} Soumyajyoti Biswas,^{1,2,†} and Bikas K. Chakrabarti^{3,‡}

¹*Department of Physics, SRM University - AP, Amaravati, Andhra Pradesh - 522240, India*

²*Department of Computer Science and Engineering, SRM University - AP, Amaravati, Andhra Pradesh - 522240, India*

³*Condensed Matter Physics, Saha Institute of Nuclear Physics, Kolkata 700064, India*

We propose and demonstrate numerically a fast classical annealing scheme for the Sherrington-Kirkpatrick (SK) spin glass model, employing the Suzuki-Kubo meanfield Ising dynamics (supplemented by a modified Thouless-Anderson-Palmer reaction field). The resultant dynamics, starting from any arbitrary paramagnetic phase (with local $m_i = \pm 1$ for the i^{th} spin, and the global magnetization $m = 0$), takes the system quickly to an appropriate state with small local values of magnetization (m_i) commensurate with the (frustrated) interactions. As the temperature decreases with the annealing, the configuration practically remain (in an effective adiabatic way) close to the ground state as the m_i 's and the spin glass order parameter q grow to unity. For an N -spin SK model (with N up to 10000) the deviation in the annealed ground state energy per spin $E_N^0 - E^0$ is found to scale as $N^{-2/3}$, with $E^0 = -0.7633 \pm 0.0002$ (analytical estimate being $E^0 = -0.7631667265 \dots$), fluctuation σ_N in E_N^0 decreases as $\sim N^{-3/4}$ and the annealing time $\tau_N \sim N$, making this protocol highly efficient in estimating the ground state of the SK model.

The Sherrington-Kirkpatrick (SK) [1] model was proposed as the infinite dimensional or mean field limit of Ising spin glasses having disordered competing interactions with irreducible frustrations. The model proved to have unusually complex structure, dynamics and a vast field of applications from materials science to various optimization problems (see e.g., [2] for a review). The complex nature of the SK model ground state structure was identified by Parisi [3, 4] to have Replica Symmetry Breaking (RSB). It was shown that the complete RSB estimated ground state energy per spin E^0 of the SK model is $-0.7631667265 \dots$ [4-6]. Since then, major numerical efforts have been made (see e.g., [7-10]), using various (conformational space) annealing, quenching, and local search techniques that found the difference from the ground state energy per spin $E_N^0 - E^0$ disappears following the finite size scaling behavior $N^{-2/3}$ for N -spin SK glass (see e.g. [11]) and the fluctuations σ_N in E_N^0 decreases as $N^{-3/4}$ (see e.g. [12, 13]). Finding the ground state energy for the SK spin glass for a given configuration is NP hard, and therefore, the approximate algorithms are either parameter sensitive (e.g., the genetic algorithm [14]) or less accurate (e.g., simulated annealing [15]) or time consuming (e.g., Extremal Optimization that scales as N^4 [11]). However, given the wide ranging applications and importance of the model [16], searching for a computationally beneficial algorithm in finding the ground state of the SK model has remained an outstanding and widely investigated problem through decades (see e.g., [17]).

In this Letter, we report a classical annealing approach for the SK model using the Suzuki-Kubo mean-field dynamics [18]. As a consequence of the dynamical equations, the individual spins are discrete (± 1) in the beginning and at the end of the dynamics, but during the annealing process they are continuous variables in

(0, 1). As a result, the corrugated free-energy landscape is smoothed during the dynamics and the spins find the appropriate ground state configuration in a time shorter than previously observed (algorithmic cost N^3). In spite of the simplifications of the dynamics, the above mentioned finite size scalings are recovered in the ground state.

The Hamiltonian [19] of the SK model reads

$$H = - \sum_{\langle ij \rangle} J_{ij} s_i s_j \quad (1)$$

where $\langle ij \rangle$ denotes the distinct pairs (counted once) of the Ising spins $s_i, i = 1, 2, \dots, N$, interacting with long-range interactions J_{ij} . The J_{ij} values are taken randomly from a Gaussian distribution centered at zero

$$P(J_{ij}) = (1/J)(N/2\pi)^{1/2} \exp[-N(J_{ij}/2J)^2] \quad (2)$$

where, $[J_{ij}^2]_{av} - [J_{ij}]_{av}^2 = J^2/N = 1/N$.

The above Hamiltonian, for the purposes of the Suzuki-Kubo mean field dynamics [18], can be written as $H^{[c]} = \sum_i h_i^{[c]} m_i^{[c]}$, for a particular configuration [c] corresponding to a particular realization of the distribution of J_{ij} , where $m_i^{[c]} = \langle s_i^{[c]} \rangle$ and $h_i^{[c]}$ is the effective field faced by the local magnetization $m_i^{[c]}$ at any site i . The effective field should, in general, incorporate the Thouless-Anderson-Palmer (TAP) reaction field [2, 20] for a particular configuration [c]:

$$h_i^{[c]}(t) = - \sum_j J_{ij} m_j^{[c]}(t) - [1 - q^{[c]}(t)] m_i^{[c]}(t), \quad (3)$$

where the TAP term is modified by normalizing the J_{ij}^2 [17] and by removing the $1/T$ term to avoid its divergence in the $T = 0$ limit, for quantum cases when $q^{[c]}$

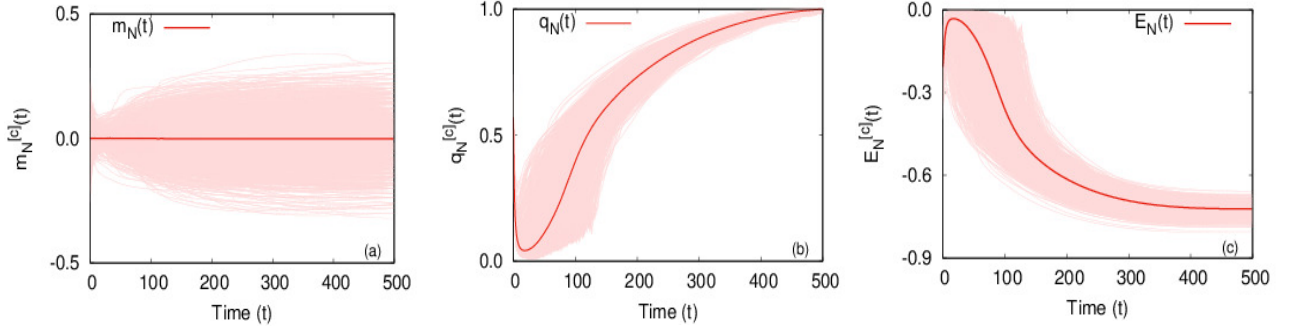


FIG. 1. The time variations (due to annealing) of (a) magnetization $m_N^{[c]}(t)$, (b) spin glass order parameter $q_N^{[c]}(t)$ and (c) energy $E_N^{[c]}(t)$ are shown. In all these cases the configurational averages are shown in red (thick) line and each of the 1000 configurations are shown in light background. While the average magnetization remains close to zero throughout the dynamics, the magnitudes of the local magnetisations are initially lowered, which is reflected in the initial dip of the spin glass order parameter. At later times, the magnitudes of the local magnetisations and consequently that of the spin glass order parameter reach unity. The system size here is $N = 100$.

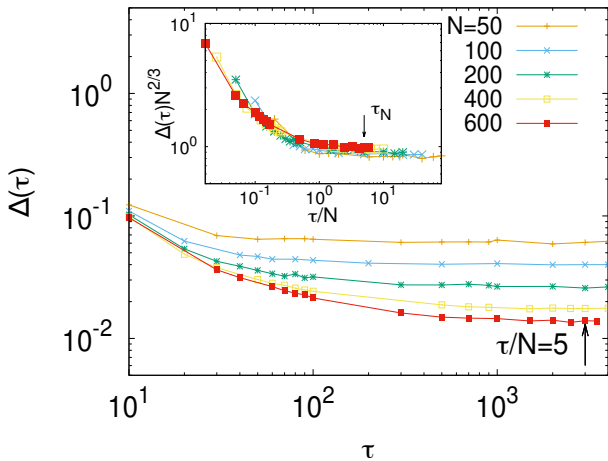


FIG. 2. The variation of $\Delta(\tau) = E_N^0(\tau) - E^0$ is shown with different annealing time (τ) for different system sizes. Clearly Δ becomes independent of τ (and $E_N^0(\tau)$ become E_N^0) when $\tau > \tau_N$, where the annealing time τ_N is linear in N .

becomes less than unity within the quantum SK model phase transition boundary [21, 22].

The classical annealing dynamics is introduced as well, since we lower the temperature from a value at or above the spin glass transition point temperature $T_0 \geq T_g = 1$ [2] down to zero in annealing time τ : $T(t) = T_0(1 - t/\tau)$. The dynamical equation for the local magnetizations then reads

$$dm_i^{[c]}/dt = -m_i^{[c]} + \tanh(h_i^{[c]}/T(t)) \quad (4)$$

in discrete time form

$$m_i^{[c]}(t+1) = \tanh[h_i^{[c]}(t)/T(t)]. \quad (5)$$

The above equations can be iterated, starting with $m_i^{[c]}(t=0) = \pm 1$ with equal probability and one time

step consisting of N randomly chosen updates (N being the system size).

Given that Suzuki-Kubo dynamics has not been applied to the SK model before, it is important to note before we proceed with the results of annealing here that one can use the above equations, for constant T , to recover the equilibrium properties of the SK model. The phase boundary and the behavior of the local magnetizations and the spin glass order parameter show the expected behavior; see the Appendix for those results. In the ground state of the spin glass phase, while the steady state value of the local magnetization $m_i^{[c]}$ are ± 1 , the long-range order $m^{[c]} = \frac{1}{N} \sum_i m_i^{[c]}$ will vanish and the spin glass order parameter $q^{[c]} = \frac{1}{N} \sum_i (m_i^{[c]})^2$ grows from nearly zero for $T \geq T_g$ to unity at $T = 0$.

As for the annealing dynamics, we have used Eqs. (5) and (3) for N up to 10000 from $t = 0$ to $t = \tau$ with time varying temperature, as mentioned above. We report the finite size scaling of the approach to the universal ground state energy for the systems, the finite size scaling of the fluctuations in the energy values to follow the standard scaling relations mentioned above (see Fig. 3). Surprisingly, the algorithmic cost here scales as N^3 (see Appendix B).

In simulating the model with the Suzuki-Kubo dynamics following Eqs. (5) and (3), the initial temperature is chosen at $T_g = 1$ and is lowered linearly such that at time $t = \tau$ it reaches zero. The initial local magnetisation values, for a given configuration are assigned to be ± 1 with equal probability. A local magnetization is then randomly selected and updated following Eqs. (5) and (3) and N such updates constitute one time step. We denote the configurational average of total magnetization and the spin glass order parameter as $m_N(t) = [m_N^{[c]}(t)]_{av}$ and $q_N(t) = [q_N^{[c]}(t)]_{av}$ respectively.

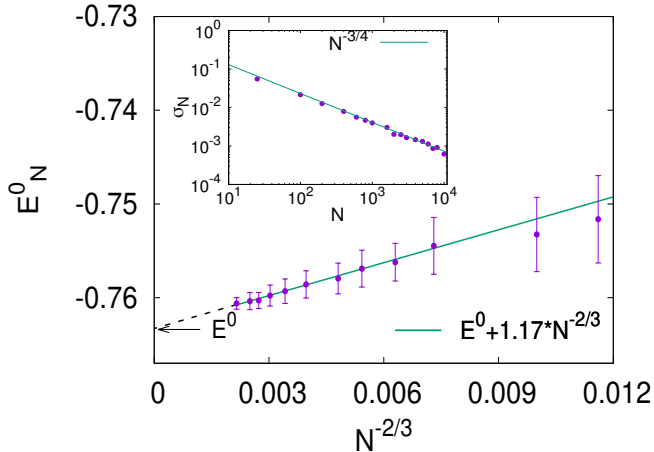


FIG. 3. The lowest energy values for given system size are plotted against $N^{-2/3}$ which shows a scaling $E_0(N) \sim N^{-2/3}$. The ground state energy ($N \rightarrow \infty$) is the Parisi value $E^0 = -0.7631\dots$. From the least-square fitting we get a ground state energy which is $E^0 = -0.7633 \pm 0.0002$ (considering the exponent to be $2/3$). The inset shows the variation of the fluctuations σ_N of E_N^0 with system size ($\sigma_N \sim N^{-3/4}$).

During the dynamics, the individual local magnetisation values $m_i^{[c]}(t)$ are significantly lowered initially (see Fig. 1(a), also Fig. 5 of Appendix B). This means that the effective cooperative energy barriers separating different configurations of the local magnetizations are temporarily lowered. Therefore, the probability that a (local magnetization) configuration gets trapped in a local minimum, is reduced. As t increases, the system finds the lower energy states and the orientations of $m_i^{[c]}(t)$ gets adjusted accordingly, still maintaining, on average, a much smaller magnitude than unity. Subsequently, the local magnetization values increase gradually to ± 1 (see Fig. 1), again restoring the large energy barriers and prohibiting further changes in the local magnetization orientations, hence the spin glass order. However, the local magnetization orientations are frozen at a configuration that is already adjusted to be the ground state.

We compute, at each t , the cooperative energy $E_N^{[c]}(t) = -\sum_{\langle ij \rangle} J_{ij} m_i^{[c]}(t) m_j^{[c]}(t)$ and the configurational average of $E_N^{[c]}(t)$ is denoted by $E_N(t) \equiv [E_N^{[c]}(t)]_{av}$. This value, at the end of the annealing process ($t = \tau$) would depend, in general, on the annealing protocol. In particular, here it is dependent on the annealing time τ . For example, for a very low value of τ , the local magnetizations would not have sufficient time to adjust to the ground state. However, as τ is increased, for a particular system size N , the energy value will saturate to E_N^0 at $t = \tau_N$ (see Fig. 2). For any choice of $\tau > \tau_N$, this saturation value E_N^0 does not depend on τ any more (see inset of Fig. 2). It is important to note that the value of τ_N scales linearly with N : $\tau_N \sim N$, as

TABLE I. The number of configuration averages done for each system size (N) and the corresponding estimates for the ground state energies (E_N^0) and their errors (estimated from the standard deviations) are listed below.

System size (N)	Configs.	Ground state energy (E_N^0)
25	10000	-0.668 ± 0.055
100	5000	-0.723 ± 0.021
200	5000	-0.737 ± 0.013
400	7900	-0.746 ± 0.008
600	1000	-0.749 ± 0.006
800	800	-0.752 ± 0.005
1000	400	-0.753 ± 0.004
1600	700	-0.754 ± 0.003
2000	50	-0.756 ± 0.002
3000	90	-0.757 ± 0.002
4000	70	-0.758 ± 0.001
5000	50	-0.759 ± 0.001
6000	30	-0.759 ± 0.001
7000	30	-0.760 ± 0.001
8000	20	-0.760 ± 0.001
10000	15	-0.7606 ± 0.0006

can be seen from the data collapse of the inset in Fig. 2. Therefore, for a choice of τ that varies linearly with N (we have taken it to be $5N$), the classical annealing of the SK model gives the best possible estimate of the ground state energy under the Suzuki-Kubo framework.

We then proceed to simulate, with a choice of $\tau = 5N$, the ground state energy E_N^0 for different system sizes varying from $N = 25$ to $N = 10000$. The number of configurations used, ground state energy values and the r.m.s. fluctuations in the ground state energy estimates are mentioned in Table I. As is already indicated in the data collapse in the inset of Fig. 2, we obtain a finite size scaling of the ground state energy, which shows a scaling form $E_N^0 - E^0 \sim N^{-2/3}$ (see Fig. 3) where E^0 denotes the ground state in the $N \rightarrow \infty$ limit. The fluctuation in E_N^0 , $\sigma_N \equiv \left[\sqrt{\langle E_N^0{}^2 \rangle - \langle E_N^0 \rangle^2} \right]_{av}$, scales as $\sigma_N \sim N^{-3/4}$ (see inset of Fig. 3). Both of these finite size scaling forms conform with earlier observations, as noted earlier.

Given that the system is fully connected, a single time step requires N^2 spin scans. Then, as the annealing time scales linearly with N in order to get the saturation energy value mentioned above, the algorithmic time cost scales as N^3 (see Fig. 7).

We have reported the results of simulating SK spin glass using mean field Suzuki-Kubo dynamics (Eqs. (5) and (3); the code is available in Ref. [23]). Unlike the usual convention, where the spins are treated as discrete variable ± 1 , the Suzuki-Kubo dynamics make each spin a continuous variable as long as the dynamics continues. Clearly, at the end of the dynamics, where $T = 0$, the spins return to their discrete configurations. However, in the initial phase of the dynamics, the spin values are lowered (as evident from the lowering of the spin glass order

parameter in Fig. 1(b)). This results in a smoothing of the corrugated energy landscape faced by the system, which then is able to quickly orient (within an average annealing time $\tau_N \sim N$ (see Fig. 1) in a low energy configuration. Subsequently the local magnetization values are increased, so is the spin glass order parameter and the cooperative energy is lowered (as the system had already reached the low energy state when the barriers were small). This mechanism, therefore, gives an overall algorithmic cost of only N^3 .

It is important that even in the process of making the individual spin values continuous during the dynamics, the well established finite size scaling of the ground state energy and its fluctuations remain intact (see Fig. 3). As a result, the ground state energy extrapolated for $N \rightarrow \infty$ (using results in the range $N = 25$ to $N = 10^4$) comes to $E^0 = -0.7633 \pm 0.0002$, which was earlier obtained (for smaller system sizes) at a higher cost of N^4 [11], or the proper finite size scaling ($|E_N^0 - E^0| \sim N^{-2/3}$ and $\sigma_N \sim N^{-3/4}$) could not be obtained even for much larger system sizes ($N = 40000$) [10].

In conclusion, the Suzuki-Kubo dynamics for annealing of SK spin glass allows for a much more affordable (N^3) and accurate ($E^0 = -0.7633 \pm 0.0002$) estimate of the ground state energy per spin of the SK model.

Acknowledgements. We are thankful to Mukdish Acharyya for useful discussions. BKC is grateful to the Indian National Science Academy for their Senior Scientist Research Grant. The simulations were performed using HPCC Chandrama in SRM University-AP.

Appendix A: Spin glass transition in the SK model using Suzuki-Kubo dynamics

As mentioned in the text, we have simulated the SK spin glass using the Suzuki-Kubo dynamics. While the results deal with the annealing properties, here we briefly describe the properties of the spin glass order parameter and magnetization.

For simulating equilibrium properties of the model, we start with a random initial condition, where initially all $m_i^{[c]}$ are assigned ± 1 with equal probability. After that at every time step, one site is chosen at random and are updated using

$$m_i^{[c]}(t+1) = \tanh \left[h_i^{[c]}(t)/T \right], \quad (SM.1)$$

where,

$$h_i^{[c]}(t) = - \sum_j J_{ij} m_j^{[c]}(t) - [1 - q^{[c]}(t)] m_i^{[c]}(t). \quad (SM.2)$$

N such updates constitute one time step. We continue until in the successive steps, the changes in the magnetization values $m_i^{[c]}(t)$ (for all i) fall below a pre-assigned

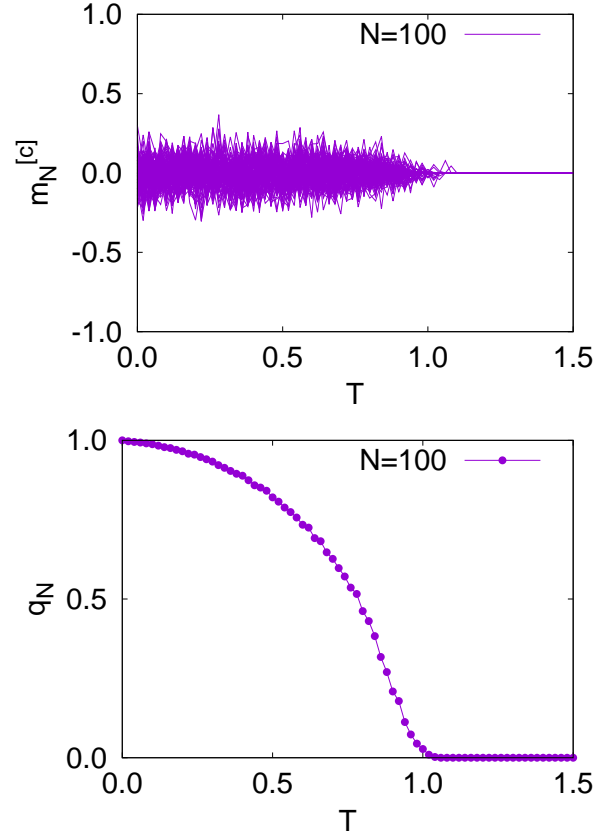


FIG. 4. The left hand side figure shows the magnetization for different configuration as a function of temperature. It is fluctuating around zero below the transition temperature $T_g = 1$ and becomes identically zero above it. The right hand side figure shows the spin glass order parameter, which starts with $q = 1$ at $T = 0$ and becomes zero at $T = T_g$.

threshold $|m_i^{[c]}(t+1) - m_i^{[c]}(t)| < \delta$, with $\delta = 0.0001$. These equilibrium values are then averaged over time to find the average magnetization $m_z^{[c]}$ and the spin glass order parameter q (shown in Fig. 4). The average magnetization (space and time average of the local magnetizations $m_i^{[c]}(t)$ after equilibrium is reached) fluctuates around zero for $T < T_g = 1$, and all $m_i^{[c]}(t)$ (and by extension $m_z^{[c]}$) become identically zero for $T > T_g$, as a consequence of the Suzuki-Kubo equation. The behavior of the spin glass order parameter is also as expected.

The distributions of the values of m_z and q are shown in Fig. 6 for different temperatures after reaching equilibrium.

Appendix B: Classical annealing dynamics and the ground state energy of SK model

As mentioned in the main text, for the classical annealing we again follow Eqs. (SM.1 and SM.2), but now with

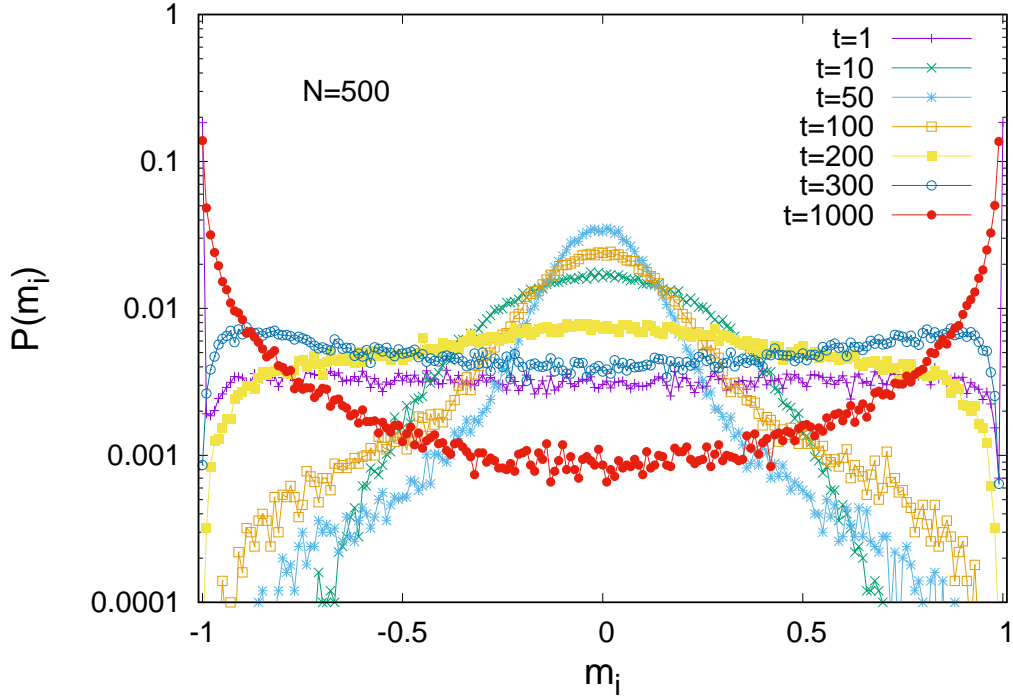


FIG. 5. The time evolution of the distribution of the average magnetization m_i during the annealing dynamics are shown. At earlier times, the distribution is peaked around ± 1 , then it becomes peaked at 0 in the intermediate times, before finally peaking again near ± 1 . Exactly at $t = 0$ and at $t = \tau$ the distributions are delta functions at ± 1 (since m_i for all i are ± 1 in both cases).

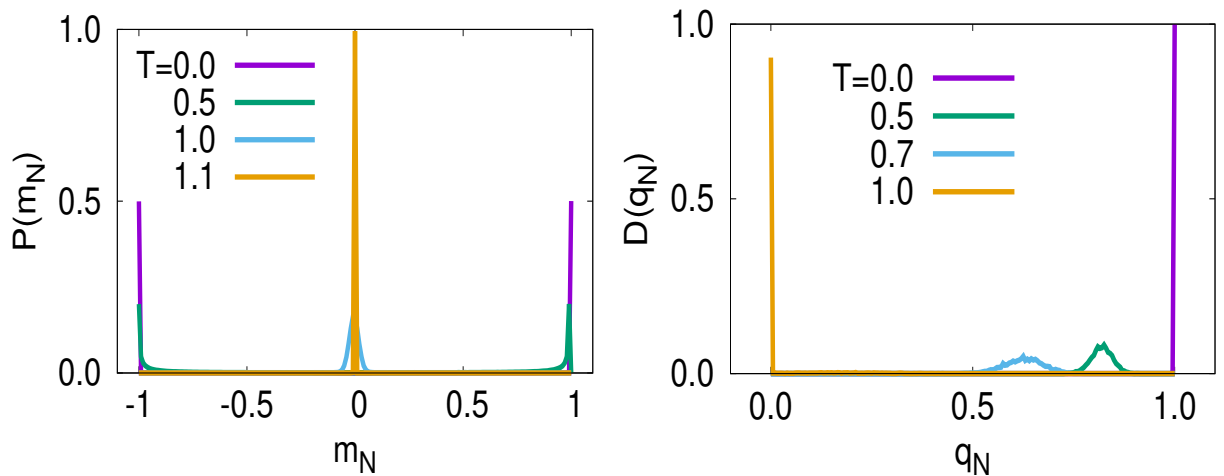


FIG. 6. The distributions $P(m_N)$ and $D(q_N)$ of the average magnetization m_N (left) and the spin glass order parameter q_N (right). The system size is $N = 100$.

$T(t) = T_0(1 - t/\tau)$, where we have taken $T_0 = T_g = 1.0$. At the start of the dynamics, all $m_i^{[c]}(t = 0)$ are assigned values ± 1 with equal probability and a time step again consists of N random updates of these variables.

We mentioned in the main text that the individual $m_i^{[c]}(t)$ values decrease initially, resulting in a smoothening of the energy landscape and then when $T \rightarrow 0$ as

$t \rightarrow \tau$, the individual values become ± 1 again. This dynamics is clearly reflected in Fig. that shows the distribution of the $m_i^{[c]}(t)$ values during the annealing dynamics. This unique feature, as we claim, is responsible for quickly finding the ground state. In Fig. 7, we show the CPU time needed for the annealing and as mentioned before, it scales as N^3 (the annealing time is linear $\tau \sim N$,

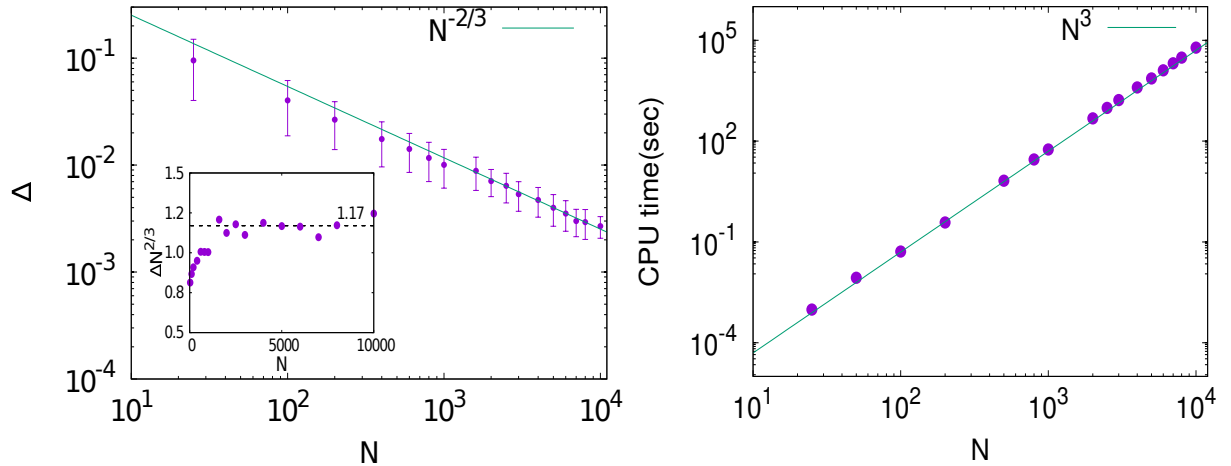


FIG. 7. The left hand side figure shows the system size dependence of the excess energy from the ground state $\Delta = E_N^0 - E^0$ is shown. The power-law variation with exponent $-2/3$ is shown for comparison. The inset shows the pre-factor $a = \Delta N^{2/3}$, which becomes nearly independent of system sizes for larger systems. The right hand side shows the CPU time (time taken to simulate one configuration) goes as N^3 .

but of course there are N^2 interactions).

We reported extensively on the system size scaling of the ground state energy value $E_N^0 = E^0 + aN^{-2/3}$. In Fig.7 we plot $\Delta = E_N^0 - E^0$ with N showing the power-law scaling (within the error bars estimated from the r.m.s. fluctuations). The inset shows the estimate of the constant a .

* soumyaditya_das@srmap.edu.in

† soumyajyoti.b@srmap.edu.in

‡ bikask.chakrabarti@saha.ac.in

- [1] D. Sherrington and S. Kirkpatrick, *Solvable Model of a Spin-Glass*, *Phys. Rev. Lett.* **35**, 1792 (1975).
- [2] K. Binder and A. P. Young, *Spin glasses: Experimental facts, theoretical concepts, and open questions*, *Rev. Mod. Phys.* **58**, 801 (1986).
- [3] G. Parisi, *Infinite Number of Order Parameters for Spin-Glasses*, *Phys. Rev. Lett.* **43**, 1754 (1979).
- [4] G. Parisi, *A sequence of approximated solutions to the S-K model for spin glasses*, *J. Phys. A* **13**, 1101 (1980).
- [5] P. Carmona, Y. Hu, *Universality in Sherrington-Kirkpatrick's spin glass model*, *Ann. I. H. Poincaré - PR* **42**, 215 (2006).
- [6] D. Panchenko, *The Sherrington-Kirkpatrick model: an overview*, *J. Stat. Phys.* **149**, 362 (2012).
- [7] S.-Y. Kim, S. J. Lee and J. Lee, *Ground-state energy and energy landscape of the Sherrington-Kirkpatrick spin glass*, *Phys. Rev. B* **76** 184412 (2007).
- [8] S. Boettcher, *Ground State Properties of the Diluted Sherrington-Kirkpatrick Spin Glass*, *Phys. Rev. Lett.* **124**, 177202, 2020.
- [9] A. Rakcheev and A. M. Lauchli, *Diabatic quantum and classical annealing of the Sherrington-Kirkpatrick model*, *Phys. Rev. A* **107**, 062602 (2023).
- [10] V. Erbal, F. Behrens, F. Krzakala and L. Zdeborova, *Quenches in the Sherrington-Kirkpatrick model*, *J. Stat. Mech.: Th. and Expt.* 083302 (2024).
- [11] S. Boettcher, *Extremal Optimization for Sherrington-Kirkpatrick Spin Glasses*, *Eur. Phys. J. B* **46**, 501 (2005).
- [12] J.-P. Bouchaud, F. Krzakala, O. C. Martin, *Energy exponents and corrections to scaling in Ising spin glasses*, *Phys. Rev. B* **68**, 224404 (2003).
- [13] S. Kobe, *Ground-state energy and frustration of the Sherrington-Kirkpatrick model and related models*, <https://arxiv.org/pdf/cond-mat/0311657>.
- [14] M. Pelikan, K. G. Helmut, S. Kobe, *Finding ground states of Sherrington-Kirkpatrick spin glasses with hierarchical boia and genetic algorithms*. In Proceedings of the 10th annual conference on Genetic and evolutionary computation (GECCO '08). Association for Computing Machinery, New York, NY, USA, 447-454. <https://doi.org/10.1145/1389095.1389176> (2008).
- [15] G. S. Grest, C. M. Soukoulis, K. Levin, *Cooling-Rate Dependence for the Spin-Glass Ground-State Energy: Implications for Optimization by Simulated Annealing*, *Phys. Rev. Lett.* **56**, 1148 (1986).
- [16] M. Mezard, A. Montanari, *Information, Physics, and Computation*, Oxford University Press, Inc., USA, 2009.
- [17] M. Mezard, *Spin glass theory and its new challenge: structured disorder*, *Indian J. Phys.* **98**, 3757 (2024).
- [18] M. Suzuki and R. Kubo, *Dynamics of the Ising model near the critical point. I*, *J. Phys. Soc. Jap.* **24**, 51-60 (1968).
- [19] S. Kirkpatrick, C. D. Gelatt and M. P. Vecchi, *Optimization by Simulated Annealing*, *Science* **220** 671 (1983).
- [20] D. J. Thouless, P. W. Anderson and R. G. Palmer, *Solution of 'Solvable model of a spin glass'*, *Phil. Mag.*, **35**, 593 (1977).
- [21] H. Ishii and T. Yamamoto, *Effect of a transverse field on the spin glass freezing in the Sherrington-Kirkpatrick model*, *J. Phys. C: Solid State Phys.* **18**, 6225 (1985).
- [22] P. Ray, B. K. Chakrabarti and A. Chakrabarti, *Sherrington-Kirkpatrick model in a transverse field: Absence of replica symmetry breaking due to quantum fluctuations*, *Phys. Rev. B* **39**, 11828 (1989).
- [23] <https://github.com/soumya->

84/SK_classical/main/sk_annealing_classical.c