

Variable Metric Evolution Strategies for High-dimensional Multi-Objective Optimization

Tobias Glasmachers
Institute for Neural Computation
Ruhr-University Bochum, Germany
tobias.glasmachers@ini.rub.de

Abstract

We design a class of variable metric evolution strategies well suited for high-dimensional problems. We target problems with many variables, not (necessarily) with many objectives. The construction combines two independent developments: efficient algorithms for scaling covariance matrix adaptation to high dimensions, and evolution strategies for multi-objective optimization. In order to design a specific instance of the class we first develop a (1+1) version of the limited memory matrix adaptation evolution strategy and then use an established standard construction to turn a population thereof into a state-of-the-art multi-objective optimizer with indicator-based selection. The method compares favorably to adaptation of the full covariance matrix.

1 Introduction

Multi-objective optimization deals with the simultaneous optimization (w.l.o.g. minimization) of multiple conflicting objective functions $f_1, \dots, f_m : X \rightarrow \mathbb{R}$. A common optimization goal suitable for decision support is to approximate the Pareto optimal set, which consists of all non-dominated solutions. A solution x (weakly) dominates x' if $f_i(x) \leq f_i(x')$ for all $i \in \{1, \dots, m\}$. We can think of the Pareto set as the set of optimal compromises, while its image under f is called Pareto front. This set shall be approximated in a three-fold manner: solutions are expected to be as close as possible to the set, they shall “cover” the set well in the sense of being representative of qualitatively different optimal trade-offs, and the solution set is often requested to be of a pre-specified maximal cardinality. If we are restricted to black-box access to the objective functions then such problems are commonly solved with optimization heuristics, in particular with multi-objective evolutionary algorithms (MOEAs).

In this paper we focus on the case that the search space X is (embedded in) a relatively high-dimensional continuous search space \mathbb{R}^n . Dealing with hundreds or even thousands of decision variables ($n \gg 100$) can pose a significant challenge to black-box direct search algorithms. The setup is demanding even for single-objective optimization for the following reasons. First of all, runtime (measured in the number of objective function evaluations, hereafter referred to as sample complexity or algorithm external cost) of black-box direct search methods scales with n , usually at least linearly [16, 9, 1]. In order to obtain a close-to-optimal convergence rate, efficient state-of-the-art search strategies like CMA-ES [6]

adapt the covariance matrix of the search distribution to the problem at hand. The matrix consists of $\Theta(n^2)$ scalar parameters, resulting in an undesirable algorithm internal cost per sample of order $\Omega(n^2)$. Furthermore, the sample complexity of learning the covariance information scales super-linear. This results in a runtime of $\omega(n^2)$ of the transient phase in which the covariance matrix is learned. Many alternative methods pay a similar (yet implicit and less well analyzed) price through the need to work with very large populations.

For single-objective optimization that problem was addressed by developing special purpose algorithms from the class of evolution strategies [15, 12, 2, 13]. Their common theme is that they abandon the full covariance matrix in favor of more scalable but restricted representations of multi-variate normal distributions. While that design reduces the algorithm internal costs per sample, it can incur additional algorithm external costs if the restricted covariance matrix does not allow to approximate the optimal covariance matrix sufficiently well. For large n , the resulting trade-off between algorithm internal and external complexity is often favorable.

Contributions In the present paper we aim to make the above sketched development available for multi-objective optimization. Our proceeding and the corresponding contributions are as follows:

- We design a general blueprint of an MOEA for high-dimensional search spaces with indicator-based selection.
- We design a minimal elitist variant of the limited memory matrix adaptation evolution strategy (LM-MA-ES) [13], called (1+1)-LM-MA-ES.
- We instantiate the algorithm template using (1+1)-LM-MA-ES, resulting in the novel MO-LM-MA-ES algorithm.
- In the spirit of open and reproducible research we publish the full source code of our implementation as a supplement to this paper.
- For the purpose of evaluating our algorithm we make a Python version of the benchmark collection presented in [5] available.

Existing Methods A recent overview of multi-objective EAs for high-dimensional problems is found in [17]. The review article distinguishes various classes of methods of which we briefly discuss the most prominent ones. For details we refer to the extensive collection of references therein.

Many existing techniques approach the problem by performing a dimensionality reduction of some sort. Such methods can work well (theoretically and practically) if and only if the problem has an inherent low-dimensional structure. We argue that that is a very strong assumption on a black-box problem. If violated, and in particular if the subspace is poorly chosen, then the algorithm may not even have a chance to approach the Pareto front, irrespective of its compute budget.

Another popular technique is grouping of variables into independent blocks. If such a problem decomposition is known then it should of course be exploited, essentially giving rise to independent sub-problems of tractable dimensionality. Designing such a decomposition

obviously requires white-box access to the problem. In a black-box scenario one may still learn the structure on the fly. However, the very assumption of the existence of such a structure is hard to justify in general. Even if a decomposition exists it is unclear why it should involve groups of variables, in contrast to general subspaces. Performance can be expected to drop when the assumption is violated.

Both of the above described approaches make strong assumptions about the black-box problem at hand. The assumptions are chosen to match the proposed methods, not the experience with actual application problems. We argue that that is a dangerous approach when addressing black-box optimization, and that there is a need for generic yet efficient multi-objective solvers. Such an approach should leverage existing work on scaling up single-objective algorithms to high-dimensional search spaces.

2 Background

In this section we introduce the background that is necessary for following the construction of our new algorithms. We briefly review two existing algorithms, namely the multi-objective covariance matrix adaptation evolution strategy (MO-CMA-ES) and the limited memory matrix adaptation evolution strategy (LM-MA-ES). Both methods will serve as blueprints for the new algorithms presented in the next section.

2.1 Multi-Objective CMA-ES

The multi-objective covariance matrix adaptation evolution strategy (MO-CMA-ES) [7] is a state-of-the-art MOEA for continuous optimization. It is constructed as a rather generic MOEA with indicator-based selection [20]. As such, several variants exist. Selection is a two-stage process based on dominance, or algorithmically speaking, on non-dominated sorting. A secondary selection criterion is applied within the non-dominance ranks. While the crowding distance can be used in principle, modern implementations usually rely on hypervolume contributions [8]. A further improvement over the base version is a refined notion of success for implementing the 1/5 step size adaptation rule [18]. MO-CMA-ES usually employs elitist schemes, either using $(\mu + \mu)$ or $(\mu + 1)$ selection. The latter is also known as steady-state selection.

The MO-CMA-ES is based on a simplified elitist CMA-ES variant designed specifically for that purpose, the $(1+1)$ -CMA-ES. It maintains a population of μ independent instances. In other words, each individual in MO-CMA-ES can be thought of as a fully fledged $(1+1)$ -CMA-ES instance including strategy parameters. Depending on the population scheme offspring are generated by either creating one offspring per parent or by selecting a single parent at random. The environmental selection step then reduces the overall population back to the previous size of μ elitist instances. The approach is formalized in algorithm 1. The main purpose of the pseudo-code is to illustrate the working principle of solving a multi-objective problem with a population of instances of $(1+1)$ algorithms. It therefore glosses over several details that are non-essential for this discussion, like the full state of the elitist optimizers (which we think of as being attached to the search points) and the details of the update mechanisms of step size and covariance matrix. We refer the interested reader to [7, 18] for details, and to [8] for a reference implementation.

Algorithm 1: MO-CMA-ES

```

1: initialize (1+1)-CMA-ES instances  $x_i$  for  $i \in \{1, \dots, \mu\}$ 
2: repeat
3:   for  $i \leftarrow 1, \dots, \mu$  do
4:     select parent  $x_i$  with  $i \in \{1, \dots, \mu\}$ 
5:     sample offspring  $y_i$  from multi-variate normal distribution
6:     rank population formed by parents  $x_i$  and offspring  $y_i$  by non-dominated
       sorting and hypervolume contributions
7:   for  $i \leftarrow 1, \dots, \mu$  do
8:     if offspring  $y_i$  is among the  $\mu$  best individuals then
9:       update the covariance matrix of parent and offspring
10:      update step size of parent and offspring based on success
11:   keep the best  $\mu$  individuals, store them in  $x_i, i \in \{1, \dots, \mu\}$ 
12: until stopping criterion is met

```

2.2 Evolution Strategies for High-dimensional Problems

During the last decade several evolution strategies (ESs) for high-dimensional problems were developed. Before that only simple ESs with isotropic search distributions as well as ESs with diagonal covariance matrix were available for that case, since they enable sampling of offspring and covariance matrix updates in linear time. Such algorithms perform well only on separable problems, which can be argued to be somewhat trivial since each variable can be optimized independently. In contrast, fully fledged CMA-ES can handle arbitrary dependencies between variables, but has algorithm internal costs of $\Omega(n^2)$ per sample.

The newer development therefore aimed to solve non-separable problems efficiently while keeping the algorithm internal costs tractable. The route to success is to model only a small subset of all search directions, and actually the most important ones. This can be achieved by means of low-rank representations of square matrices, which are at the heart of all existing methods [15, 12, 2, 13]. They effectively maintain a covariance matrix of the form

$$C = I + \sum_{i=1}^k m_i m_i^T. \quad (1)$$

While sampling isotropically in $n - k$ directions, the algorithms explicitly model the k most relevant search directions. The rank k of the adaptive part is usually chosen as $k \in \Theta(\log(n))$, yielding an overall complexity of $\Theta(n \log(n))$ per sample. An additional benefit is that the reduced number of parameters allows for a larger learning rate and hence faster adaptation. The obvious downside is reduced efficiency on problems requiring a full covariance matrix for optimal performance.

A consequence of the construction is that the algorithms cannot be fully invariant to affine transformations of the search space. They are, however, invariant to translation, scaling and rotation, and (due to ranking) to strictly monotone fitness transformations. Furthermore, most adaptation rules are affine invariant to transformations *within* the represented subspace $\text{span}(\{m_1, \dots, m_k\})$. In this sense, they are well aligned with the design principles underlying CMA-ES.

The VD-CMA-ES [2] combines a low-rank representation with a diagonal matrix. The design has the advantage to enable fast learning of independent scaling factors, at the expense of a less elegant design and giving up some invariance properties.

On many high-dimensional problems the low-rank approach yields a favorable compromise between algorithm internal cost (computational cost per sample) and sample efficiency (number of function evaluations) as compared with maintaining and adapting a full covariance matrix. It was demonstrated in [13] that algorithm internal costs (which can become dominant for large n) can be reduced by a factor of roughly 10 when working with hundreds to thousands of variables.

Algorithm 2: LM-MA-ES

```

1: parameters  $\lambda = 4 + \lfloor 3 \log(n) \rfloor$ ;  $\mu = \lfloor \lambda/2 \rfloor$ ;  $w_i = \frac{\log(\mu + \frac{1}{2}) - \log(i)}{\sum_{j=1}^{\mu} (\log(\mu + \frac{1}{2}) - \log(j))}$ 
   for  $i = 1, \dots, \mu$ ;  $\mu_w = \frac{1}{\sum_{i=1}^{\mu} w_i^2}$ ;  $k = 4 + \lfloor 3 \log(n) \rfloor$ ;  $c_{\sigma} = \frac{2\lambda}{n}$ ;  $c_{d,i} = \frac{1}{1.5^{i-1}n}$ ;
    $c_{c,i} = \frac{\lambda}{4^{i-1}n}$  for  $i = 1, \dots, k$ 
2: initialize state  $x \in \mathbb{R}^n$ ,  $\sigma > 0$ ,  $p_{\sigma} = 0$ ,  $m_i \in \mathbb{R}^n$ ,  $m_i = 0$  for  $i = 1, \dots, k$ 
3: repeat
4:   for  $i \leftarrow 1, \dots, \lambda$  do
5:      $z_i \leftarrow \mathcal{N}(0, I)$ 
6:      $d_i \leftarrow z_i$ 
7:     for  $j \leftarrow 1, \dots, k$  do
8:        $d_i \leftarrow (1 - c_{d,j})d_i + c_{d,j}m_j \left( (m_j)^T d_i \right)$ 
9:      $f_i \leftarrow f(x + \sigma d_i)$ 
10:   $x \leftarrow x + \sigma \sum_{i=1}^{\mu} w_i d_{i:\lambda}$   $\{i : \lambda \text{ denotes } i\text{-th best sample on } f\}$ 
11:   $p_{\sigma} \leftarrow (1 - c_{\sigma})p_{\sigma} + \sqrt{\mu_w c_{\sigma} (2 - c_{\sigma})} \sum_{i=1}^{\mu} w_i z_{i:\lambda}$ 
12:  for  $i \leftarrow 1, \dots, k$  do
13:     $m_i \leftarrow (1 - c_{c,i})m_i + \sqrt{\mu_w c_{c,i} (2 - c_{c,i})} \sum_{j=1}^{\mu} w_j z_{j:\lambda}$ 
14:   $\sigma \leftarrow \sigma \cdot \exp \left[ \frac{c_{\sigma}}{2} \left( \frac{\|p_{\sigma}\|^2}{n} - 1 \right) \right]$ 
15: until stopping criterion is met

```

The limited memory matrix adaptation evolution strategy (LM-MA-ES) by Loshchilov et al. [13] is one such method. Algorithm 2 shows the full pseudo code of LM-MA-ES. The algorithm incorporates standard components of modern evolution strategies like sampling from a multi-variate Gaussian (line 5), rank-based weighted intermediate recombination (line 10), and cumulative step size adaptation (lines 11 and 14). Its core mechanisms are the construction of samples d_i from isotropic Gaussian samples z_i (lines 6 to 8) and the update of the direction vectors m_i (line 13). The direction vectors correspond to the covariance model of equation (1). They are updated as evolution paths with an exponentially decaying spectrum of learning rates, operating at different time scales.

3 Algorithms

We now present two novel algorithms, namely a simplified elitist variant of LM-MA-ES and, our core contribution, a multi-objective evolution strategy for high-dimensional spaces.

3.1 An Elitist LM-MA-ES

The first step is to develop an elitist variant of LM-MA-ES. Its pseudo code is found in algorithm 3. The construction follows the procedure of turning CMA-ES into an elitist algorithm known as the (1+1)-CMA-ES [7]. Here, it is applied to LM-MA-ES with its efficient low-rank approach. Consequently, the new algorithm closely follows the operation of LM-MA-ES, but with the following changes:

- The algorithm employs (1+1) selection. Therefore, only a single offspring is sampled in each generation (line 4).
- Step size control is success-based, similar to the original evolution strategy proposed by Rechenberg [14]. We follow a common modern implementation [10] (lines 10 and 12).
- Covariance matrix updates are performed only in case of a successful offspring (line 9).
- While maintaining the rank of order $k \in \Theta(\log(n))$, the method requires different parameter settings to compensate for the availability of only a single offspring sample per generation (line 1).
- We slightly change and actually simplify the encoding of the covariance matrix so as to enable parallelization of the offspring sampling procedure (line 5).

Algorithm 3: (1+1)-LM-MA-ES

```

1: parameters  $k = 4 + \lfloor 3 \log(n) \rfloor$ ;  $\alpha^+ = n/2$ ;  $\alpha^- = -n/8$ ;  $c_{d,i} = \frac{1}{1.5^{i-1}n}$ ;
    $c_{c,i} = \frac{k}{4^{i-1}n}$  for  $i = 1, \dots, k$ 
2: initialize state  $x \in \mathbb{R}^n$ ,  $\sigma > 0$ ,  $m_i = \mathbf{0} \in \mathbb{R}^n$  for  $i = 1, \dots, k$ 
3: repeat
4:    $z \leftarrow \mathcal{N}(0, I)$ 
5:    $d \leftarrow z + \sum_{i=1}^k (m_i^T z) m_i$ 
6:    $y \leftarrow x + \sigma d$ 
7:   if  $f(y) \leq f(x)$  then
8:      $x \leftarrow y$ 
9:     for  $i \leftarrow 1, \dots, k$  do  $m_i \leftarrow (1 - c_{c,i}) \cdot m_i + \sqrt{c_{c,i}(2 - c_{c,i})} \cdot z$ 
10:     $\sigma \leftarrow \sigma \cdot \exp(\alpha^+)$ 
11:   else
12:      $\sigma \leftarrow \sigma \cdot \exp(\alpha^-)$ 
13: until stopping criterion is met

```

Compared with the population-based LM-MA-ES, the calculation of the summands $(m_i^T z)m_i$ does not have any sequential dependency. Therefore, line 5 can be implemented as MzM^T (two vector-matrix products), where the rows of the $k \times n$ matrix M hold the path vectors m_i . A similar consideration applies to the vectorized implementation of the evolution path update in line 9.

3.2 Multi-objective LM-MA-ES

With these ingredients in place the construction of a multi-objective evolution strategy for high-dimensional problems becomes straightforward. We exploit the fact that the pseudo-code of MO-CMA-ES (see algorithm 1) is nothing but a rather generic MOEA with indicator based selection. For the new algorithm, we swap the (1+1)-LM-MA-ES in for (1+1)-CMA-ES. We call the resulting algorithm the multi-objective LM-MA-ES (MO-LM-MA-ES). We abstain from showing its pseudo code since it coincides with algorithm 1 up to the fact (1+1)-LM-MA-ES instances are used throughout as individuals.

It is well known that multi-objective optimization with significantly more than two or three objectives (known as many-objective optimization) can profit from a different algorithm design, as exercised by MOEA/D and NSGA-III [19, 4]. We assume that these algorithms can be adapted to leverage (1+1)-LM-MA-ES for solving high-dimensional problems. Such an investigation is outside of the scope of this paper.

4 Experiments

We performed an empirical study with the goal to assess the performance of our new algorithms. More precisely we aim to answer the following questions:

1. How does (1+1)-LM-MA-ES compare to its population-based counterpart?
2. How does MO-LM-MA-ES perform on high-dimensional problems?
3. How well does MO-LM-MA-ES approximate the Pareto front, and how does the approximation quality compare with using a full-rank covariance matrix?

One could of course ask further questions. One such point is to compare (1+1)-LM-MA-ES to less scalable full-rank variable metric methods. However, the focus of this paper is multi-objective optimization. For single-objective optimization, the relation between low-rank and full-rank algorithms is already well studied in the literature, so we refer to the corresponding studies [15, 12, 2, 13].

We make Python implementations of our algorithms available as an online supplement to this paper. Furthermore, the code supplement contains our Python port of the benchmark collection [5] used in the multi-objective experiments. The code is available on the author’s website¹.

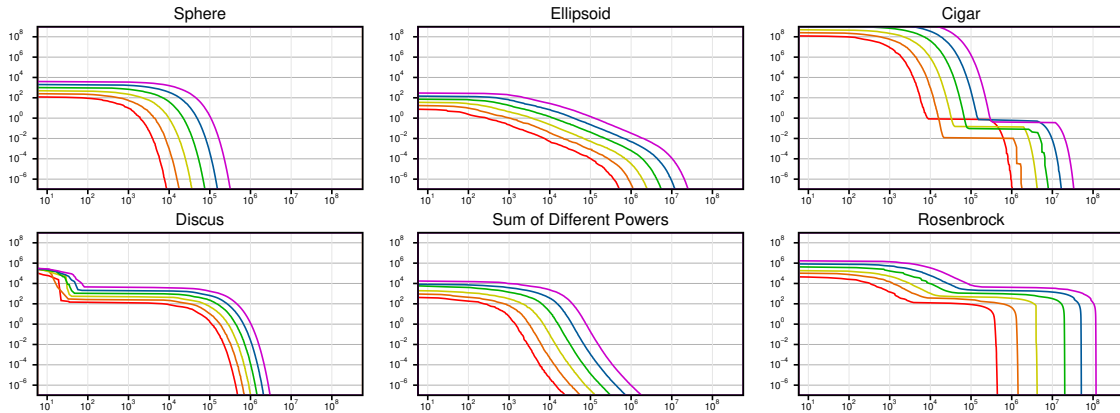
We scale all objective functions so that the optimal values of each objective is zero, and that in the single-objective optima the other objective function has a value of one. The Pareto front is therefore a line connecting the points (0, 1) and (1, 0). We use a reference point (cut off) of (10, 10). This means that all hypervolume values are between 0 and $100 - \frac{1}{2} = 99.5$.

4.1 Performance of (1+1)-LM-MA-ES

For answering the first question we ran experiments on essentially the same setup as in [13]. This is mostly a sanity check since good performance on single-objective problems is only a

¹https://www.ini.rub.de/the_institute/people/tobias-glas-machers/#software

| Function | Definition |
|------------------|---|
| Sphere | $f(x) = \sum_{k=1}^n x_k^2$ |
| Ellipsoid | $f(x) = \sum_{k=1}^n 10^{6(k-1)/(n-1)} x_k^2$ |
| Cigar | $f(x) = x_1^2 + \sum_{k=2}^n 10^6 x_k^2$ |
| Discus | $f(x) = 10^6 x_1^2 + \sum_{k=2}^n x_k^2$ |
| Different Powers | $f(x) = \sum_{k=1}^n x_k ^{2+4(k-1)/(n-1)}$ |
| Rosenbrock | $f(x) = \sum_{k=1}^{n-1} 100 \cdot (x_{k+1} - x_k^2)^2 + (x_k - 1)^2$ |

Table 1: Objective functions used in the single-objective experiments.**Figure 1:** Median fitness difference $f(x) - f^*$ over number of function evaluations for (1+1)-LM-MA-ES in dimensions 128 (red); 256 (orange), 512 (yellow), 1024 (green), 2048 (blue), and 4096 (magenta). Both axes use a logarithmic scale.

weak indicator of the ability to solve multi-objective problems. We tested (1+1)-LM-MA-ES on the problems Sphere, Ellipsoid, Cigar, Discus, Sum of Different Powers, and on the Rosenbrock function. Their definitions are given in table 1. The first four problems are quadratic functions, however, only the Sphere and Cigar functions are a perfect match for a limited memory algorithm, while Ellipsoid and Discus profit from adapting a full-rank covariance matrix. The Sum of Different Powers problem can be seen as an extreme variant thereof where the conditioning number grows indefinitely as optimization progresses. Finally, the well-known Rosenbrock function poses an interesting combination of challenges.

Figure 1 presents median fitness over five runs of (1+1)-LM-MA-ES on different problem instances in dimensions $n \in \{128, 256, 512, 1024, 2048, 4096\}$. The Rosenbrock problem is multimodal, exhibiting a sub-optimal local optimum in high dimensions. Since we aim to measure convergence speed we dropped runs getting trapped in the local optimum.

Overall, the performance curves are very similar to the ones reported in [13] for the population-based counterpart. In some cases, (1+1)-LM-MA-ES achieves speedups. The differences may well be within the margin of what can be achieved by extensive parameter tuning. Therefore, we consider the differences non-essential. On the quadratic problems the scaling with problem dimension is linear, which is the best achievable scaling according to theory [16]. We conclude that the novel elitist variant is a worthwhile alternative to

| ID | Functions | Aligned | Axes | Hessian |
|----|--------------------|---------|------|-----------|
| 1 | two spheres | yes | yes | same |
| 2 | sphere + ellipsoid | yes | yes | different |
| 3 | two ellipsoids | yes | yes | same |
| 4 | two ellipsoids | yes | yes | different |
| 5 | sphere + ellipsoid | mixed | no | different |
| 6 | two ellipsoids | mixed | no | different |
| 7 | two ellipsoids | no | yes | same |
| 8 | two ellipsoids | no | yes | different |
| 9 | two ellipsoids | no | no | different |

Table 2: Objective functions used in the multi-objective experiments. “Aligned” indicates whether the axes of the ellipsoids are aligned with the coordinate system. “Axes” indicates whether both ellipsoids share the same axes. “Hessian” indicates whether the Hessians of the two objectives agree (otherwise a different covariance matrix is needed at each point of the Pareto front).

the original population-based method. Its use as a building block for multi-objective optimization is therefore well justified.

4.2 Performance of MO-LM-MA-ES on Benchmark Problems

We assess the second and the third question based on test problems with analytically known Pareto sets and Pareto fronts. A suite of such bi-objective problems was proposed in [5]. That benchmark suite consists of 54 quadratic bi-objective problems. They are designed in such a way that the Pareto set is a line segment while the corresponding front is either a line segment or a well-controlled convex or concave curve. The problems differ in whether the Pareto set is axis-aligned or not, in the conditioning of the Hessians of the single objectives, and in whether or not the Eigen vectors of their Hessians are aligned with the coordinate system (separability) or with each other, or not. Knowing Pareto front and Pareto set analytically allows to assess a large number of quality metrics.

In our setup, there is no need to consider all 54 benchmark problems. First of all, we consider only the 18 problem with linear Pareto fronts since they allow us to calculate the exact optimal dominated hypervolume. We further narrow the collection down to 9 problems since there is no need to distinguish between problems for which the Pareto set is aligned to a coordinate axis or not, due to rotation invariance of MO-LM-MA-ES. The relevant properties of the benchmark problems are listed in table 2.

To the best of our knowledge there does not exist a competing evolution strategy for solving high-dimensional multi-objective problems. However, provided enough compute, one can of course run a multi-objective evolution strategy adapting the full covariance matrix at least on problems of moderate dimensionality. That is a relevant baseline since it showcases the different trade-offs in term of algorithm internal (sampling and parameter updating) and external (fitness evaluation) complexity. We therefore implemented a full-rank variant of the algorithm as a baseline method, which is essentially equivalent to MO-CMA-ES. We made sure that it differs from MO-LM-MA-ES only in maintaining a full-rank covariance matrix (using an efficient rank-one update [11]), as well as the parameter settings proposed

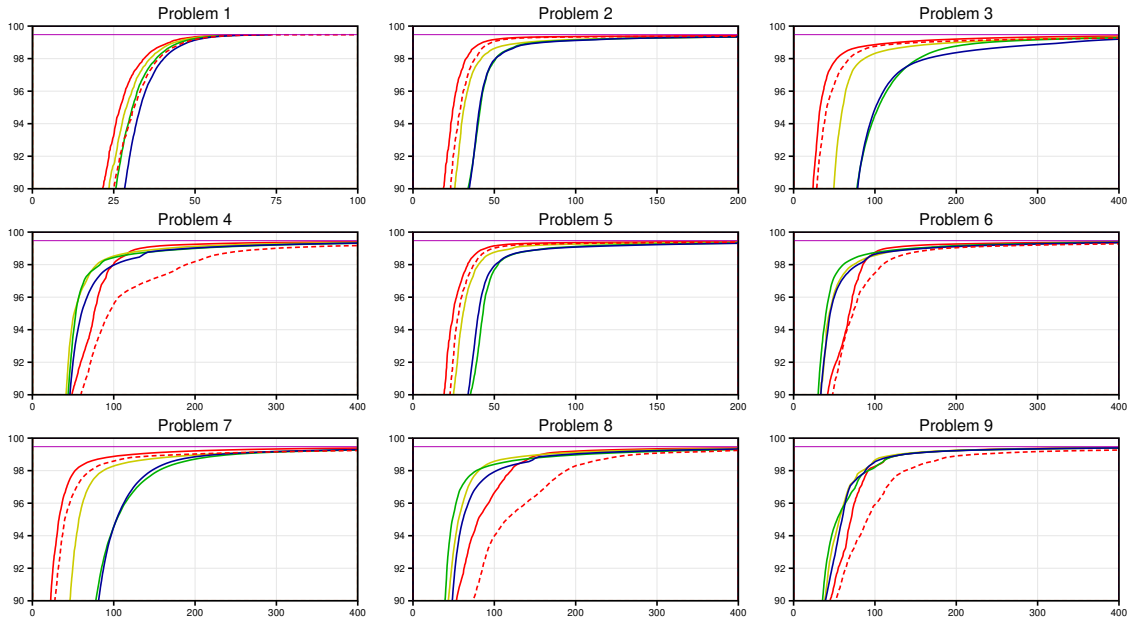


Figure 2: Dominated hypervolume of MO-LM-MA-ES on all nine problems in dimensions 128 (red), 256 (yellow), 512 (green) and 1024 (blue). The red dashed curve refers to adaptation of the full covariance matrix in dimension 128. The horizontal axis is the number of function evaluations, normalized (divided) by population size and problem dimension.

in [7]. The code overlap between the two implementations is $\approx 90\%$. Therefore, the direct comparison of measured runtimes is meaningful.

Figure 2 shows the dominated hypervolume over the number of fitness evaluations for all nine problems in dimensions 128, 256, 512, and 1024, as well as performance of the baseline in dimension 128. We observe that all problems are solved to high precision, in all problem dimensions. It turns out that MO-LM-MA-ES systematically outperforms the full-rank algorithm. It is not only faster in terms of wall-clock time, but also in terms of the number of function evaluations. This is a surprising result. The only systematic advantage of the low-rank algorithm is that it can afford larger learning rates in its covariance matrix update due to the reduced number of parameters. We therefore attribute the performance difference to this property.

It is clear from conceptual considerations that the algorithm internal complexity of $\Theta(n \log(n))$ per sample for MO-LM-MA-ES scales favorable compared to $\Theta(n^2)$ per sample for a full-rank algorithm. We measured the practical effect of this difference by running both algorithm for a small budget of $10 \cdot \mu \cdot n$ function evaluations on the 512-dimensional Spheres problem with a population size of $\mu = 20$. The experiments were conducted on a single core of an otherwise idle compute server equipped with Intel Xeon Silver 4314 CPUs running at 2.4GHz. The experiment took 26.85 seconds for the low-rank algorithm and 76.36 seconds for the full-rank algorithm. This is a speed-up of nearly factor three in wall-clock time. Although many steps (like fitness evaluation, non-dominated sorting and hypervolume-based ranking) are the same for both methods, the runtime difference clearly demonstrates the computational benefit of the low-rank approach.

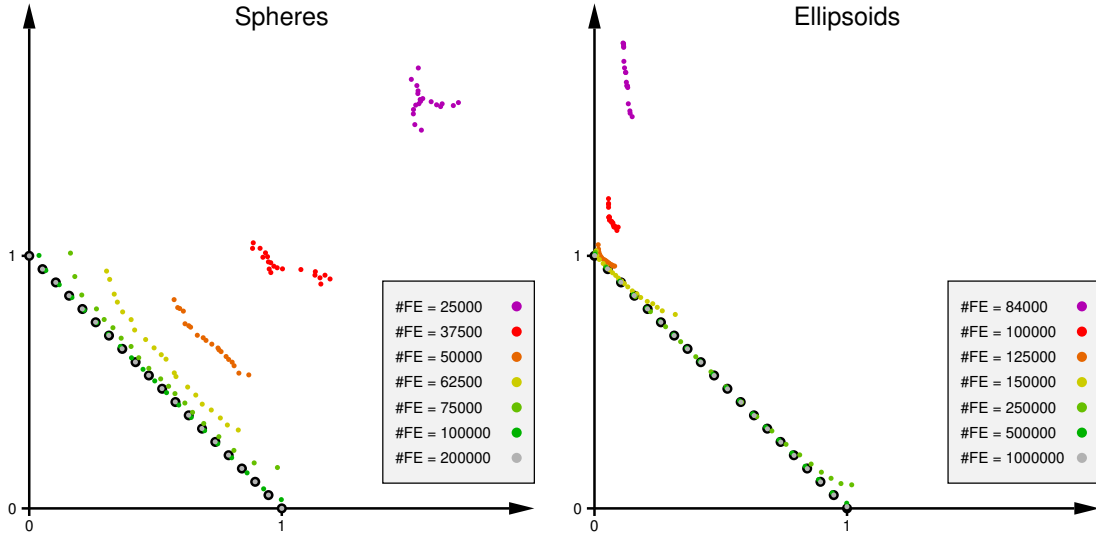


Figure 3: Convergence of the population to the optimal μ -distribution. The black dots indicate the optimal μ -distribution for $\mu = 20$. It can be observed for both problems that the population (in objective space) converges to the optimal configuration.

4.3 Pareto Front Approximation Quality

The optimal μ -distribution is the optimal placement of a population of μ points maximizing the dominated hypervolume for a given problem [3]. For the “linear front” variants of the problems from [5] the optimal μ -distribution is well known. Provided that the reference point is sufficiently far from the front the end points of the line segment forming the Pareto set are attained. The remaining $\mu - 2$ points are equally spaced in between. Using our reference point, the optimal achievable hypervolume is then $100 - \frac{1}{2} - \frac{1}{2(\mu-1)}$. When investigating approximation quality we compare actual populations during a run with this optimal placement. We refer to the difference in dominated hypervolume as the *hypervolume gap*.

We put particular emphasis on two selected benchmark problems. The easy problem (problem 1 in the terminology of [5]) consists of two (shifted) sphere functions. The hard problem (problem 9) consists of two ellipsoids for which the Hessians are neither aligned with the extrinsic coordinate system nor with each other. We refer to the two problems as *Spheres* and *Ellipsoids*. The reason for this choice is that the Spheres problem can be solved without adapting the covariance matrix at all, while Ellipsoids is a very hard (yet unimodal) problem that requires extensive covariance matrix adaptation.

We let MO-LM-MA-ES run with a budget of $1000 \cdot \mu \cdot n$ objective function evaluations on Spheres and Ellipsoids. The runs were stopped at a target hypervolume gap of 10^{-8} , which corresponds to an extremely precise solution. Figure 3 shows the evolution of the resulting Pareto fronts for $n = 128$ dimensions and $\mu = 20$ points. It displays fronts at selected generations. Naturally, early populations are far from the front. The approach paths in objective space differ quite significantly between the two problems. In late generations, the population covers the optimal μ -distribution quite precisely, although for Spheres less than

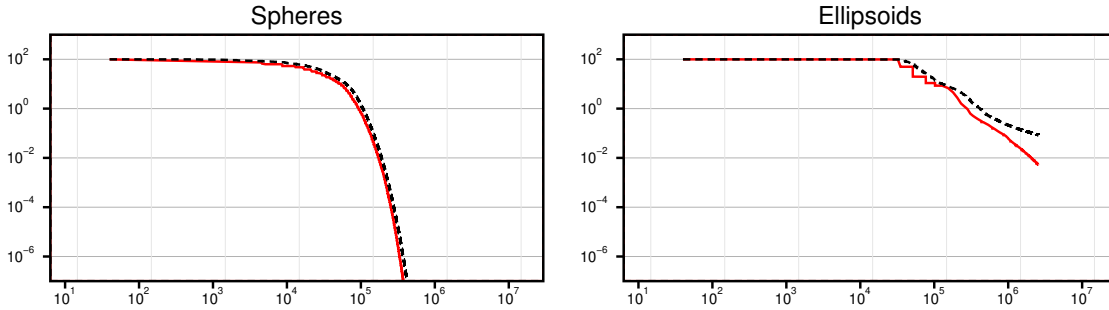


Figure 4: Log-log-plot of the hypervolume gap over the number of function evaluations. The red and solid curve corresponds to the low-rank algorithm, while the black dashed curve corresponds to adapting a full-rank covariance matrix.

10% of the budget is spent, while the final state displayed for Ellipsoids corresponds to $\approx 40\%$ of the budget.

Figure 4 shows the evolution of the hypervolume gap. We note that a hypervolume gap of 10^{-2} corresponds to an essentially precise solution as seen in the late states of figure 3. The logarithmic scale of the vertical axis resolves even much smaller deviations, which are achieved with reasonable budgets for the Spheres problem.

Once more, the low-rank algorithm outperforms adaptation of the full covariance matrix on both problems. While performance of the full-rank and low-rank algorithms is nearly the same on the Spheres problem, the low-rank approach is superior on the Ellipsoids problem.

4.4 Discussion

We are now in the position to answer our research questions.

1. We find that the new elitist LM-MA-ES is a viable alternative to the population-based algorithm.
2. Our main question concerns the performance of MO-LM-MA-ES on high-dimensional problems. We find that using a low-rank covariance matrix results in a speed-up over using a full-rank model. While a speed-up in wall clock time is expected due to the reduced algorithm internal complexity, to our surprise we also found a speed-up in terms of the number of function evaluations. Both effects multiply, yielding an overall superior algorithm.
3. In all of our experiments MO-LM-MA-ES approximates the optimal μ -distribution to high precision. Again, it gets there faster than the full-rank algorithm.

Convergence to the optimum is a highly desirable property of every optimization method in continuous space, yet convergence is rarely studied for MOEAs. We find that the MO-LMMAES converges to the optimal μ -distribution. In other words, it approximates the optimal μ -distribution with arbitrary good quality, of course, provided a sufficiently large evaluation budget. We cannot directly visualize the corresponding Pareto sets in high-dimensional search spaces. However, we can conclude from the fact that Sphere as well as

Ellipsoid are convex quadratic functions encoding squared (Euclidean and non-Euclidean) norms that convergence in objective space implies converge of the population to the optimal μ -distribution in search space.

It is unclear whether the effect that the low-rank model outperforms the full-rank model carries over to the limit of very large compute budgets. A principled argument against this is that the full-rank model allows for a better convergence rate. That’s an asymptotic effect, but it should kick in eventually. However, it does not show up in our experiments. This may indicate that multi-objective evolution strategies hardly ever enter the “late” convergence phase, in particular for high-dimensional problems. They may rather solve the problem to sufficiently high precision while still being in the transient phase in which they keep adapting the covariance matrix. An alternative explanation is that the low-rank model is indeed sufficient, even if the inverse Hessians of both objective functions are incompatible with the low-rank model. This may happen if the crucial operation in the late phase of optimization is to move *along* the Pareto set, which is what a low-rank model is very well suited for. Clarifying this point requires an in-depth investigation of the optimization behavior. We leave this task for future research.

5 Conclusion

Our main focus was the construction of a class of efficient multi-objective evolution strategies for high-dimensional problems. They leverage the generic blueprint of MOEAs with indicator-based selection by incorporating variation operators suitable for high-dimensional problems.

We have presented two novel algorithms. As an intermediate step we developed the (1+1)-LM-MA-ES, an elitist variant of an efficient ES for high-dimensional problems. It is then used as a building block in a particular instance of the above construction, namely the MO-LM-MA-ES.

According to our evaluation, the (1+1)-LM-MA-ES works about as well as its population-based counterpart. It is therefore a suitable building block for our main algorithm, the MO-LM-MA-ES. That algorithm performs well on high-dimensional instances from a suite of quadratic bi-objective problems which critically require covariance matrix adaptation. The new algorithm successfully solves high-dimensional ill-conditioned problems to high precision, yielding well distributed Pareto front approximations.

At the time of this writing there exist no established benchmark problem collections for high-dimensional multi-objective optimization. It would be well conceivable that such problems can be constructed by combining the BBOB/COCO suites for bi-objective and for high-dimensional optimization.² We would highly appreciate such a construction, which would offer the opportunity for a more standardized performance assessment.

References

- [1] Youhei Akimoto, Anne Auger, and Tobias Glasmachers. Drift theory in continuous search spaces: Expected hitting time of the (1+1)-es with 1/5 success rule. In

²<https://github.com/numbbo/coco>

- Proceedings of the Genetic and Evolutionary Computation Conference*, pages 801–808, 2018.
- [2] Youhei Akimoto and Nikolaus Hansen. Projection-based restricted covariance matrix adaptation for high dimension. In *Proceedings of the Genetic and Evolutionary Computation Conference (GECCO)*, pages 197–204, 2016.
- [3] Anne Auger, Johannes Bader, Dimo Brockhoff, and Eckart Zitzler. Theory of the Hypervolume Indicator: Optimal μ -Distributions and the Choice of the Reference Point. In *Proceedings of the tenth ACM SIGEVO workshop on Foundations of genetic algorithms*, pages 87–102. ACM, 2009.
- [4] Kalyanmoy Deb and Himanshu Jain. An evolutionary many-objective optimization algorithm using reference-point-based nondominated sorting approach, Part I: Solving problems with box constraints. *IEEE Transactions on Evolutionary Computation*, 18(4):577–601, 2013.
- [5] Tobias Glasmachers. Challenges of convex quadratic bi-objective benchmark problems. In *Genetic and Evolutionary Optimization Conference (GECCO)*. ACM, 2019.
- [6] Nikolaus Hansen and Andreas Ostermeier. Completely derandomized self-adaptation in evolution strategies. *Evolutionary Computation*, 9(2):159–195, 2001.
- [7] Christian Igel, Nikolaus Hansen, and Stephan Roth. Covariance matrix adaptation for multi-objective optimization. *Evolutionary Computation*, 15(1):1–28, 2007.
- [8] Christian Igel, Verena Heidrich-Meisner, and Tobias Glasmachers. Shark. *Journal of Machine Learning Research*, 9:993–996, 2008.
- [9] Jens Jägersküpper. How the (1+1)-ES using isotropic mutations minimizes positive definite quadratic forms. *Theoretical Computer Science*, 361(1):38–56, 2006.
- [10] Stefan Kern, Sibylle D Müller, Nikolaus Hansen, Dirk Büche, Jiri Ocenasek, and Petros Koumoutsakos. Learning probability distributions in continuous evolutionary algorithms—a comparative review. *Natural Computing*, 3(1):77–112, 2004.
- [11] Oswin Krause and Christian Igel. A more efficient rank-one covariance matrix update for evolution strategies. In *Proceedings of the 2015 ACM Conference on Foundations of Genetic Algorithms XIII*, pages 129–136, 2015.
- [12] Ilya Loshchilov. A computationally efficient limited memory CMA-ES for large scale optimization. In *Proceedings of the 2014 Annual Conference on Genetic and Evolutionary Computation*, pages 397–404. ACM, 2014.
- [13] Ilya Loshchilov, Tobias Glasmachers, and Hans-Georg Beyer. Large scale black-box optimization by limited-memory matrix adaptation. *IEEE Transactions on Evolutionary Computation*, 99, 2018.
- [14] Ingo Rechenberg. *Evolutionsstrategie: Optimierung technischer Systeme nach Prinzipien der biologischen Evolution*. Frommann-Holzboog, 1973.

- [15] Yi Sun, Tom Schaul, Faustino Gomez, and Jürgen Schmidhuber. A linear time natural evolution strategy for non-separable functions. In *Proceedings of the 15th Annual Conference on Genetic and Evolutionary Computation*, pages 61–62, 2013.
- [16] Olivier Teytaud and Sylvain Gelly. General lower bounds for evolutionary algorithms. In *Parallel Problem Solving from Nature-PPSN IX*, pages 21–31. Springer, 2006.
- [17] Ye Tian, Langchun Si, Xingyi Zhang, Ran Cheng, Cheng He, Kay Chen Tan, and Yaochu Jin. Evolutionary large-scale multi-objective optimization: A survey. *ACM Computing Surveys (CSUR)*, 54(8):1–34, 2021.
- [18] Thomas Voß, Nikolaus Hansen, and Christian Igel. Improved step size adaptation for the mo-cma-es. In *Proceedings of the 12th Annual Conference on Genetic and Evolutionary Computation*, pages 487–494, 2010.
- [19] Qingfu Zhang and Hui Li. MOEA/D: A multiobjective evolutionary algorithm based on decomposition. *IEEE Transactions on Evolutionary Computation*, 11(6):712–731, 2007.
- [20] Eckart Zitzler and Simon Künzli. Indicator-based selection in multiobjective search. In *International Conference on Parallel Problem Solving from Nature*, pages 832–842. Springer, 2004.