

# Finest decompositions coarsening of reaction networks of biochemical systems

Bryan S. Hernandez<sup>1,\*</sup>, Juan Paolo C. Santos<sup>1</sup>, Patrick Vincent N. Lubenia<sup>2</sup>, and Eduardo R. Mendoza<sup>3,4,5</sup>

<sup>1</sup>*Institute of Mathematics, University of the Philippines Diliman, Quezon City 1101, Philippines*

<sup>2</sup>*Department of Industrial Engineering, University of Pittsburgh, Pittsburgh, PA 15260, USA*

<sup>3</sup>*Systems and Computational Biology Research Unit, Center for Natural Sciences and Environmental Research, Manila 0922, Philippines*

<sup>4</sup>*Department of Mathematics and Statistics, De La Salle University, Taft Avenue, Manila 0922, Philippines*

<sup>5</sup>*Max Planck Institute of Biochemistry, Martinsried near Munich 82152, Germany*

\*Email address: bshernandez@up.edu.ph

## Abstract

Biochemical reaction networks are typically modeled by a system of ordinary differential equations of the form  $\frac{dx}{dt} = N \cdot K(x) = Y \cdot I_a \cdot K(x)$ , with  $x$  and  $K(x)$  as the concentration and rate vectors, respectively, and  $N$ ,  $Y$ , and  $I_a$  as the stoichiometric, molecularity, and incidence matrices, respectively. Steady states, which describe their long-term behaviors, are determined by solving  $N \cdot K(x) = 0$ , while complex balanced steady states are found by solving  $I_a \cdot K(x) = 0$ . To investigate these complex networks, decomposition techniques are important, in particular, for computing steady states. Previously, we identified a widespread property across many networks: the existence of independent and incidence-independent decompositions, characterized by the ability to directly sum the stoichiometric and incidence matrices of the subnetworks, respectively, to match those of the entire network, that is,  $N = \bigoplus_i N_i$  and  $I_a = \bigoplus_i I_{a,i}$ . Here, we discover the ubiquitous property that we call the Finest Decomposition Coarsening (FDC), where the finest independent decomposition (FID) is a coarsening of the finest incidence-independent decomposition (FIID). To support the analysis of this property, we introduce a MATLAB package designed to compute both these decompositions. We then characterize the FDC property and its relationship to structural factors such as the invertibility of the molecularity matrix. We also introduce and characterize the Finest Decompositions Equality (FDE) property, where FIID equals FID. Notably, we show that all deficiency zero networks exhibit the FDE property. Furthermore, we establish important relationships of the FID and FIID with decomposition of the network into its connected components. Our results highlight the prevalence of the coarsening property in reaction networks and deepens the understanding of the algebraic structure and dynamics of biochemical networks.

**Keywords:** chemical reaction networks biochemical systems, environmental systems, independent decomposition, incidence-independent decomposition, matrix decomposition, network decomposition, positive equilibria, Wnt signaling, insulin signaling carbon cycle models

# 1 Introduction

Biochemical reaction networks are inherently complex, and hence understanding their structure and dynamics poses significant challenges. They are often modeled by a system of ordinary differential equations (ODEs) of the form  $\frac{dx}{dt} = N \cdot K(x)$ , where  $x$  is the vector of species concentrations that evolve over time,  $N$  is the stoichiometric matrix of the network and  $K(x)$  is the vector of rate functions. Specifically, the steady states of the system, where the concentrations of species are constant, can be found by setting the time derivative to zero, i.e., solving the system  $N \cdot K(x) = 0$ . Similarly, complex balanced steady states can be determined by solving the system  $I_a \cdot K(x) = 0$ , where  $I_a$  is the incidence matrix of the network. The steady states provide long-term behavior of the biochemical reaction networks.

Understanding the structure of the network and the dynamics through steady states, especially for large and complex networks, is generally easier using decomposition techniques, which simplify the analysis by breaking the network into smaller and more manageable subnetworks. In earlier works [14, 15], we observed that many biochemical reaction networks exhibit a form of decomposition into what we call *independent subnetworks*, which can be characterized by the ability to directly sum their stoichiometric matrices  $N_i$  to the stoichiometric matrix of the entire network  $N$ . Similarly, we found that many networks can be decomposed into *incidence-independent subnetworks*, where the incidence matrices  $I_{a,i}$  of the subnetworks can be directly summed to yield the incidence matrix  $I_a$  of the entire network. Decomposition provides a way of analyzing and understanding the subnetwork components of the network, offering insights into the system's overall structure and behavior.

In this work, we explore a phenomenon that we observe within a wide range of biochemical (and environmental) reaction networks that we call the *Finest Decomposition Coarsening (FDC)* property. The FDC property describes the relationship between two important types of decompositions: the *finest independent decomposition (FID)* and the *finest incidence-independent decomposition (FIID)*. Specifically, we show that in many networks, the FID of a network is a coarsening of the FIID. In other words, the decomposition of the network into independent subnetworks under the FID can be refined into an incidence-independent decomposition under the FIID. This coarsening (or refinement) phenomenon provides a way of understanding the algebraic structures of reaction networks.

To facilitate the analysis of the FDC property, we introduce DECENT, a MATLAB computational package designed to compute both the FID and FIID of the network. DECENT is based on earlier work by Hernandez and colleagues [14, 15], which provides an accessible tool for identifying subnetworks under the finest incidence and incidence-independent decompositions, and offers a practical resource for computation in the field of reaction network analysis.

A primary goal of this paper is to characterize the FDC property and explore its implications for understanding the structural properties of biochemical (and environmental) reaction networks. We provide a detailed analysis of the FDC property, which presents a set of equivalence statements for networks exhibiting this property. We also discovered how structural conditions, such as the invertibility of the molecularity matrix and the rank of the stoichiometric matrix, are related to the presence of the FDC property.

In addition to the FDC property, we examine the related *Finest Decompositions Equality (FDE)* property, where the FID coincides with the FIID. We also characterize this property by providing equivalent conditions. Furthermore, we found that any network with zero deficiency has the FDE property. We also identify a class of networks with a

low number of common complexes, where the FID can be interpreted as a coarsening of the network's connected components called linkage class decomposition (LCD), and not just the FIID. This class also includes all networks whose FID is trivial decomposition. In particular, we provide a new approach for absolute concentration robustness (ACR) analysis of high-rank trivial FID networks.

Looking ahead, we propose exciting directions for future research. One key area is to investigate the necessary conditions for the FDE equality and to identify non-zero deficiency networks that exhibit this property. Additionally, we see opportunities to extend the applications of the FDC property to other domains, such as equilibria parametrizations and the translation of low-deficiency networks.

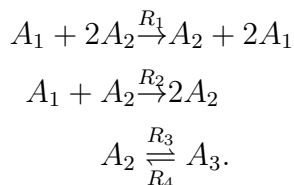
In summary, this paper introduces new developments concerning the decompositions of reaction networks including a computational tool for their analysis (DECENT), and provides a framework for understanding the structural and dynamical behavior of complex biochemical (and environmental) reaction networks. These contributions provide valuable insights into the algebraic architecture of these systems and pave the way for further research into the analysis and design of complex networks.

## 2 FDC networks - Reaction networks with FIID coarsening to FID

### 2.1 Review of FID and FIID fundamentals

We begin with a simple example to review independent decompositions of chemical reaction networks (CRNs), and illustrate FID and FIID in the latter part of this section. For a detailed discussion of these concepts, see Appendix B.

**Example 2.1.** Consider the CRN of Anderies et al. [1, 11] pre-industrial model that describes the Earth's carbon cycle among the three carbon pools: land ( $A_1$ ), atmosphere ( $A_2$ ), and ocean ( $A_3$ ):



Suppose we partition the reaction set  $\mathcal{R} = \{R_1, R_2, R_3, R_4\}$  into subsets  $\{R_1, R_2\}$  and  $\{R_3, R_4\}$ . This induces two subnetworks  $\mathcal{N}_1$  and  $\mathcal{N}_2$ , each of which has two reactions.

The stoichiometric matrix of the network is

$$N = \begin{array}{cccc|c} & R_1 & R_2 & R_3 & R_4 & \\ \begin{array}{c} A_1 \\ A_2 \\ A_3 \end{array} & \begin{bmatrix} 1 & -1 & 0 & 0 \\ -1 & 1 & -1 & 1 \\ 0 & 0 & 1 & -1 \end{bmatrix} & & & & \end{array},$$

while the stoichiometric matrices of the two subnetworks ( $\mathcal{N}_1$  and  $\mathcal{N}_2$ ) are

$$N_1 = \begin{array}{cc|c} & R_1 & R_2 & \\ \begin{array}{c} A_1 \\ A_2 \\ A_3 \end{array} & \begin{bmatrix} 1 & -1 \\ -1 & 1 \\ 0 & 0 \end{bmatrix} & & \end{array} \text{ and } N_2 = \begin{array}{cc|c} & R_3 & R_4 & \\ \begin{array}{c} A_1 \\ A_2 \\ A_3 \end{array} & \begin{bmatrix} 0 & 0 \\ -1 & 1 \\ 1 & -1 \end{bmatrix} & & \end{array}.$$

Since  $\text{rank } N = 2$ ,  $\text{rank } N_1 = 1$  and  $\text{rank } N_2 = 1$ , then the sum of the ranks of the stoichiometric matrices of the subnetworks is the rank of the stoichiometric matrix of the whole network, i.e.,  $\text{rank } N = \text{rank } N_1 + \text{rank } N_2$ . Thus, the decomposition is independent.

**Theorem 2.2.** [14] *Let  $R$  be a finite set of vectors.  $R$  has exactly one independent (incidence-independent) decomposition with no independent (incidence-independent) refinement.*

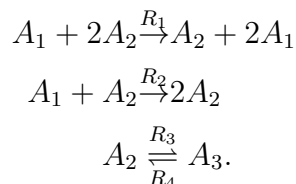
Theorem 2.2 deals with vectors in general, which can be put in the context of reaction vectors of a CRN, i.e., columns of the stoichiometric matrix. It establishes the existence and uniqueness of a network decomposition that cannot be further decomposed into another independent decomposition that we define as follows:

**Definition 2.3.** *The unique independent (incidence-independent) decomposition of a CRN with no independent refinement is called its finest independent decomposition or FID (finest incidence-independent decomposition or FIID). We use  $\kappa$  to denote the length of the FID, i.e., number of subnetworks, and  $\kappa'$  to denote the length of the FIID.*

**Remark 2.4.** *The uniqueness of FID and FIID for each CRN indicates that each is a new network property.*

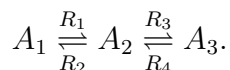
**Remark 2.5.** *We built a MATLAB tool called DECENT (DEcompositions of Chemical rEaction NeTworks) based on the earlier results of Hernandez and colleagues [14, 15], to compute the subnetworks under the FIID. This tool also incorporates the computation of subnetworks under the FID, which was previously developed in [25]. Furthermore, the tool is able to display the network deficiencies of a given CRN and its subnetworks under the FID and FIID. This tool is stored in GitHub [24]. We provide a brief discussion in the Appendix D.*

**Example 2.6.** *Reconsider the Anderies et al. [1, 11] pre-industrial network:*



*Applying DECENT, we obtain the FID consisting of  $\{R_1, R_2\}$  and  $\{R_3, R_4\}$ , while we obtain the FIID consisting of  $\{R_1\}$ ,  $\{R_2\}$  and  $\{R_3, R_4\}$ .*

**Example 2.7.** *Consider a translated version of the Anderies et al. pre-industrial network in Example 2.1:*



*Both the FID and FIID consist of  $\{R_1, R_2\}$  and  $\{R_3, R_4\}$ .*

## 2.2 Definition and characterization

We observed that in many reaction networks of biochemical and environmental systems (see Examples in the succeeding subsections) that the FID is a coarsening of the FIID. We call such a network an *FDC (Finest Decomposition Coarsening)* network.

We recall the following useful lemmas from previous work:

**Lemma 2.8.** [4] For a reaction network  $\mathcal{N}$ , any coarsening of an independent (incidence-independent) decomposition is independent (incidence-independent).

**Lemma 2.9.** [18] For any network decomposition  $\mathcal{N} = \mathcal{N}_1 \cup \mathcal{N}_2 \cup \dots \cup \mathcal{N}_k$ , the following statements are equivalent:

1. independent and  $\delta = \delta_1 + \delta_2 + \dots + \delta_k$ ,
2. incidence-independent and  $\delta = \delta_1 + \delta_2 + \dots + \delta_k$ ,
3. bi-independent.

The following result highlights the importance of FID (FIID) as a “generator” since any independent (incidence-independent) decomposition can be constructed from coarsening the FID (FIID):

**Lemma 2.10.** [14] Any independent (incidence independent) decomposition is a coarsening of the FID (FIID).

Independent (incidence-independent) decompositions define “building blocks” of positive (complex balanced) equilibria of a kinetic system.

Our first main result is the following:

**Theorem 2.11.** (FDC Characterization). For a reaction network  $\mathcal{N}$ , the following statements are equivalent.

- i.  $\mathcal{N}$  is an FDC network.
- ii. The FID of  $\mathcal{N}$  is bi-independent.
- iii. Any independent decomposition of  $\mathcal{N}$  is bi-independent.
- iv. The deficiency of  $\mathcal{N}$  is equal to the sum of the deficiencies of the subnetworks of any independent decomposition, i.e.,  $\delta = \delta_1 + \delta_2 + \dots + \delta_k$ .

*Proof.* i)  $\implies$  ii): Since the FID by assumption is a coarsening of the FIID, it follows from Lemma 2.8 that it is also incidence-independent, hence bi-independent. ii)  $\implies$  iii): By Lemma 2.10, the independent decomposition is a coarsening of the FID. Hence by Lemma 2.8 and the assumption, it is also incidence-independent, hence bi-independent. iii)  $\implies$  iv): This follows from Lemma 2.9. iv)  $\implies$  i): By assumption and Lemma 2.9, the FID is incidence-independent. □ □

**Example 2.12.** Reconsider the Anderies et al. pre-industrial network, in Example 2.1, with FID consisting of  $\mathcal{N}_1 = \{R_1, R_2\}$  and  $\mathcal{N}_2 = \{R_3, R_4\}$ , while the FIID consists of  $\mathcal{N}_1^* = \{R_1\}$ ,  $\mathcal{N}_2^* = \{R_2\}$  and  $\mathcal{N}_3^* = \{R_3, R_4\}$ .

- i. We have shown in Example 2.1 that the network has the FDC property.
- ii. Of course, the FID is independent. To check incidence-independence, we verify if Equation B.2 in Appendix B is satisfied, i.e.,  $n - \ell = \sum_{i=1}^k (n_i - \ell_i)$ . We have  $n - \ell = 6 - 3 = 3$  because the Anderies et al. network has 6 complexes and 3 linkage classes. For  $\mathcal{N}_1$ , we have  $n_1 - \ell_1 = 4 - 2 = 2$  and for  $\mathcal{N}_2$ , we have  $n_2 - \ell_2 = 2 - 1 = 1$ . Indeed,  $n - \ell = 3 = 2 + 1 = (n_1 - \ell_1) + (n_2 - \ell_2)$ .

- iii. There are only two independent decompositions of the Anderies et al. network, the FID and the trivial decomposition, i.e., consisting of the whole network alone. Both of these decompositions are bi-independent.
- iv. The subnetworks of the FID have deficiencies  $\delta_1 = n_1 - \ell_1 - s_1 = 4 - 2 - 1 = 1$  and  $\delta_2 = n_2 - \ell_2 - s_2 = 2 - 1 - 1 = 0$ . On the other hand, the whole network has deficiency  $n - \ell - s = 6 - 3 - 2 = 1$ . Indeed,  $\delta = 1 = 1 + 0 = \delta_1 + \delta_2$ . Furthermore, this is clear for the trivial decomposition.

**Remark 2.13.** We can further illustrate Theorem 2.11 using all the biochemical and environmental examples in Sections 2.3 and 2.5, respectively.

## 2.3 Examples of FDC biochemical reaction networks

Insulin signaling (mass action) models in healthy state [35] (INSMS or INSulin Metabolic Signaling) and in type 2 diabetes [32] (INRES or INSulin RESistance), possess the FDC property (see Appendices C.1 and C.2 for the list of species and reactions). Aside from the insulin signaling models, we show that the FDC property is possessed by three multistationary Wnt signaling models: Feinberg-Lee [7], Schmitz [34], and MacLean [28] models (see Appendix C.3 for the list of species and reactions). Furthermore, a power law model (of type PL-NDK) of complex coordination of multi-scale cellular responses to environmental stress [2, 9] also has the FDC property. The list of reactions can be found in Appendix C.5.

### 2.3.1 Insulin metabolic signaling

Application of the MATLAB tool provide us with the following results for the FIID with 17 subnetworks:

$$\begin{array}{ll}
\mathcal{N}_1^* = \{R_1, \dots, R_{12}, R_{15}, R_{16}\} & \mathcal{N}_{10}^* = \{R_{26}\} \\
\mathcal{N}_2^* = \{R_{13}, R_{14}\} & \mathcal{N}_{11}^* = \{R_{27}\} \\
\mathcal{N}_3^* = \{R_{17}\} & \mathcal{N}_{12}^* = \{R_{28}\} \\
\mathcal{N}_4^* = \{R_{18}\} & \mathcal{N}_{13}^* = \{R_{29}\} \\
\mathcal{N}_5^* = \{R_{19}\} & \mathcal{N}_{14}^* = \{R_{30}, R_{31}\} \\
\mathcal{N}_6^* = \{R_{20}, R_{21}\} & \mathcal{N}_{15}^* = \{R_{32}\} \\
\mathcal{N}_7^* = \{R_{22}\} & \mathcal{N}_{16}^* = \{R_{33}\} \\
\mathcal{N}_8^* = \{R_{23}\} & \mathcal{N}_{17}^* = \{R_{34}, R_{35}\}, \\
\mathcal{N}_9^* = \{R_{24}, R_{25}\} &
\end{array}$$

while the FID has the following 10 subnetworks:

$$\begin{array}{ll}
\mathcal{N}_1 = \{R_1, \dots, R_{12}, R_{15}, R_{16}\} & \mathcal{N}_5 = \{R_{22}, R_{23}\} \\
= \mathcal{N}_1^* & = \mathcal{N}_7^* \cup \mathcal{N}_8^* \\
\mathcal{N}_2 = \{R_{13}, R_{14}\} & \mathcal{N}_6 = \{R_{24}, R_{25}\} \\
= \mathcal{N}_2^* & = \mathcal{N}_9^* \\
\mathcal{N}_3 = \{R_{17}, R_{18}, R_{19}\} & \mathcal{N}_7 = \{R_{26}, R_{27}\} \\
= \mathcal{N}_3^* \cup \mathcal{N}_4^* \cup \mathcal{N}_5^* & = \mathcal{N}_{10}^* \cup \mathcal{N}_{11}^* \\
\mathcal{N}_4 = \{R_{20}, R_{21}\} & \mathcal{N}_8 = \{R_{28}, R_{29}\} \\
= \mathcal{N}_6^* & = \mathcal{N}_{12}^* \cup \mathcal{N}_{13}^*
\end{array}$$

$$\begin{aligned}\mathcal{N}_9 &= \{R_{30}, \dots, R_{33}\} \\ &= \mathcal{N}_{14}^* \cup \mathcal{N}_{15}^* \cup \mathcal{N}_{16}^*\end{aligned}$$

$$\begin{aligned}\mathcal{N}_{10} &= \{R_{34}, R_{35}\} \\ &= \mathcal{N}_{17}^*.\end{aligned}$$

### 2.3.2 Insulin resistance signaling

The insulin resistance signaling has the following FIID with 35 subnetworks:

$$\mathcal{N}_1^* = \{R_1, R_2, R_3, R_6\}$$

$$\mathcal{N}_{19}^* = \{R_{26}\}$$

$$\mathcal{N}_2^* = \{R_4\}$$

$$\mathcal{N}_{20}^* = \{R_{27}\}$$

$$\mathcal{N}_3^* = \{R_5\}$$

$$\mathcal{N}_{21}^* = \{R_{28}\}$$

$$\mathcal{N}_4^* = \{R_7\}$$

$$\mathcal{N}_{22}^* = \{R_{29}\}$$

$$\mathcal{N}_5^* = \{R_8\}$$

$$\mathcal{N}_{23}^* = \{R_{30}\}$$

$$\mathcal{N}_6^* = \{R_9, R_{10}, R_{12}, R_{13}, R_{14}\}$$

$$\mathcal{N}_{24}^* = \{R_{31}\}$$

$$\mathcal{N}_7^* = \{R_{11}\}$$

$$\mathcal{N}_{25}^* = \{R_{32}\}$$

$$\mathcal{N}_8^* = \{R_{15}\}$$

$$\mathcal{N}_{26}^* = \{R_{33}\}$$

$$\mathcal{N}_9^* = \{R_{16}\}$$

$$\mathcal{N}_{27}^* = \{R_{34}\}$$

$$\mathcal{N}_{10}^* = \{R_{17}\}$$

$$\mathcal{N}_{28}^* = \{R_{35}\}$$

$$\mathcal{N}_{11}^* = \{R_{18}\}$$

$$\mathcal{N}_{29}^* = \{R_{36}\}$$

$$\mathcal{N}_{12}^* = \{R_{19}\}$$

$$\mathcal{N}_{30}^* = \{R_{37}\}$$

$$\mathcal{N}_{13}^* = \{R_{20}\}$$

$$\mathcal{N}_{31}^* = \{R_{38}\}$$

$$\mathcal{N}_{14}^* = \{R_{21}\}$$

$$\mathcal{N}_{32}^* = \{R_{39}\}$$

$$\mathcal{N}_{15}^* = \{R_{22}\}$$

$$\mathcal{N}_{33}^* = \{R_{40}, R_{41}, R_{42}\}$$

$$\mathcal{N}_{16}^* = \{R_{23}\}$$

$$\mathcal{N}_{34}^* = \{R_{43}\}$$

$$\mathcal{N}_{17}^* = \{R_{24}\}$$

$$\mathcal{N}_{35}^* = \{R_{44}\},$$

$$\mathcal{N}_{18}^* = \{R_{25}\}$$

while the FID has the following 12 subnetworks:

$$\mathcal{N}_1 = \{R_1, \dots, R_7\}$$

$$= \mathcal{N}_1^* \cup \dots \cup \mathcal{N}_4^*$$

$$\mathcal{N}_2 = \{R_8, \dots, R_{14}\}$$

$$= \mathcal{N}_5^* \cup \mathcal{N}_6^* \cup \mathcal{N}_7^*$$

$$\mathcal{N}_3 = \{R_{15}, R_{16}\}$$

$$= \mathcal{N}_8^* \cup \mathcal{N}_9^*$$

$$\mathcal{N}_4 = \{R_{17}, \dots, R_{22}\}$$

$$= \mathcal{N}_{10}^* \cup \dots \cup \mathcal{N}_{15}^*$$

$$\mathcal{N}_5 = \{R_{23}, R_{24}, R_{25}\}$$

$$= \mathcal{N}_{16}^* \cup \mathcal{N}_{17}^* \cup \mathcal{N}_{18}^*$$

$$\mathcal{N}_6 = \{R_{26}, R_{27}\}$$

$$= \mathcal{N}_{19}^* \cup \mathcal{N}_{20}^*$$

$$\mathcal{N}_7 = \{R_{28}, R_{29}, R_{30}\}$$

$$= \mathcal{N}_{21}^* \cup \mathcal{N}_{22}^* \cup \mathcal{N}_{23}^*$$

$$\mathcal{N}_8 = \{R_{31}, R_{32}\}$$

$$= \mathcal{N}_{24}^* \cup \mathcal{N}_{25}^*$$

$$\mathcal{N}_9 = \{R_{33}, R_{34}\}$$

$$= \mathcal{N}_{26}^* \cup \mathcal{N}_{27}^*$$

$$\mathcal{N}_{10} = \{R_{35}, R_{36}, R_{37}\}$$

$$= \mathcal{N}_{28}^* \cup \mathcal{N}_{29}^* \cup \mathcal{N}_{30}^*$$

$$\mathcal{N}_{11} = \{R_{38}, \dots, R_{42}\}$$

$$= \mathcal{N}_{31}^* \cup \mathcal{N}_{32}^* \cup \mathcal{N}_{33}^*$$

$$\mathcal{N}_{12} = \{R_{43}, R_{44}\}$$

$$= \mathcal{N}_{34}^* \cup \mathcal{N}_{35}^*.$$

### 2.3.3 Feinberg-Lee Wnt signaling

The Feinberg-Lee Wnt signaling has the following FIID with 14 subnetworks:

$$\begin{array}{ll}
\mathcal{N}_1^* = \{R_1, R_9\} & \mathcal{N}_8^* = \{R_{13}\} \\
\mathcal{N}_2^* = \{R_2, R_3\} & \mathcal{N}_9^* = \{R_{14}, R_{15}\} \\
\mathcal{N}_3^* = \{R_4\} & \mathcal{N}_{10}^* = \{R_{16}, R_{17}\} \\
\mathcal{N}_4^* = \{R_5, R_6\} & \mathcal{N}_{11}^* = \{R_{18}, R_{19}\} \\
\mathcal{N}_5^* = \{R_7, R_8\} & \mathcal{N}_{12}^* = \{R_{20}\} \\
\mathcal{N}_6^* = \{R_{10}, R_{11}\} & \mathcal{N}_{13}^* = \{R_{21}, R_{22}\} \\
\mathcal{N}_7^* = \{R_{12}\} & \mathcal{N}_{14}^* = \{R_{23}\},
\end{array}$$

while the FID has the following eight subnetworks:

$$\begin{array}{ll}
\mathcal{N}_1 = \{R_1, \dots, R_4, R_9, R_{12}, R_{13}\} & \mathcal{N}_5 = \{R_{14}, R_{15}\} \\
= \mathcal{N}_1^* \cup \mathcal{N}_2^* \cup \mathcal{N}_3^* \cup \mathcal{N}_7^* \cup \mathcal{N}_8^* & = \mathcal{N}_9^* \\
\mathcal{N}_2 = \{R_5, R_6\} & \mathcal{N}_6 = \{R_{16}, R_{17}\} \\
= \mathcal{N}_4^* & = \mathcal{N}_{10}^* \\
\mathcal{N}_3 = \{R_7, R_8\} & \mathcal{N}_7 = \{R_{18}, R_{19}\} \\
= \mathcal{N}_5^* & = \mathcal{N}_{11}^* \\
\mathcal{N}_4 = \{R_{10}, R_{11}\} & \mathcal{N}_8 = \{R_{20}, \dots, R_{23}\} \\
= \mathcal{N}_6^* & = \mathcal{N}_{12}^* \cup \mathcal{N}_{13}^* \cup \mathcal{N}_{14}^*.
\end{array}$$

### 2.3.4 Schmitz Wnt signaling

The Schmitz Wnt signaling has the following FIID with 11 subnetworks:

$$\begin{array}{ll}
\mathcal{N}_1^* = \{R_1\} & \mathcal{N}_7^* = \{R_{11}\} \\
\mathcal{N}_2^* = \{R_2, R_3\} & \mathcal{N}_8^* = \{R_{12}\} \\
\mathcal{N}_3^* = \{R_4, R_5\} & \mathcal{N}_9^* = \{R_{13}\} \\
\mathcal{N}_4^* = \{R_6, R_7\} & \mathcal{N}_{10}^* = \{R_{14}, R_{15}\} \\
\mathcal{N}_5^* = \{R_8, R_9\} & \mathcal{N}_{11}^* = \{R_{16}, R_{17}\}, \\
\mathcal{N}_6^* = \{R_{10}\} &
\end{array}$$

while the FID has the following four subnetworks:

$$\begin{array}{ll}
\mathcal{N}_1 = \{R_1, \dots, R_7, R_{10}, \dots, R_{13}\} & \mathcal{N}_3 = \{R_{14}, R_{15}\} \\
= \mathcal{N}_1^* \cup \dots \cup \mathcal{N}_4^* \cup \mathcal{N}_6^* \cup \dots \cup \mathcal{N}_9^* & = \mathcal{N}_{10}^* \\
\mathcal{N}_2 = \{R_8, R_9\} & \mathcal{N}_4 = \{R_{16}, R_{17}\} \\
= \mathcal{N}_5^* & = \mathcal{N}_{11}^*.
\end{array}$$

### 2.3.5 MacLean Wnt signaling

The MacLean Wnt signaling has the following FIID with 17 subnetworks:

$$\begin{array}{ll}
\mathcal{N}_1^* = \{R_1, R_2, R_3, R_{30}, R_{31}\} & \mathcal{N}_6^* = \{R_{12}, R_{13}\} \\
\mathcal{N}_2^* = \{R_4, R_5\} & \mathcal{N}_7^* = \{R_{14}, R_{15}\} \\
\mathcal{N}_3^* = \{R_6, R_7\} & \mathcal{N}_8^* = \{R_{16}, R_{17}\} \\
\mathcal{N}_4^* = \{R_8, R_9\} & \mathcal{N}_9^* = \{R_{18}\} \\
\mathcal{N}_5^* = \{R_{10}, R_{11}\} & \mathcal{N}_{10}^* = \{R_{19}, R_{20}\}
\end{array}$$



$$\begin{aligned}
\mathcal{N}_{11}^* &= \{R_{21}\} & \mathcal{N}_{15}^* &= \{R_{27}\} \\
\mathcal{N}_{12}^* &= \{R_{22}, R_{23}\} & \mathcal{N}_{16}^* &= \{R_{28}\} \\
\mathcal{N}_{13}^* &= \{R_{24}\} & \mathcal{N}_{17}^* &= \{R_{29}\}, \\
\mathcal{N}_{14}^* &= \{R_{25}, R_{26}\}
\end{aligned}$$

while the FID has the following seven subnetworks:

$$\begin{aligned}
\mathcal{N}_1 &= \{R_1, \dots, R_7, R_{28}, \dots, R_{31}\} & \mathcal{N}_4 &= \{R_{12}, R_{13}\} \\
&= \mathcal{N}_1^* \cup \mathcal{N}_2^* \cup \mathcal{N}_3^* \cup \mathcal{N}_{16}^* \cup \mathcal{N}_{17}^* & &= \mathcal{N}_6^* \\
\mathcal{N}_2 &= \{R_8, R_9\} & \mathcal{N}_5 &= \{R_{14}, R_{15}\} \\
&= \mathcal{N}_4^* & &= \mathcal{N}_7^* \\
\mathcal{N}_3 &= \{R_{10}, R_{11}\} & \mathcal{N}_6 &= \{R_{16}, \dots, R_{21}\} \\
&= \mathcal{N}_5^* & &= \mathcal{N}_8^* \cup \dots \cup \mathcal{N}_{11}^* \\
& & \mathcal{N}_7 &= \{R_{22}, \dots, R_{27}\} \\
& & &= \mathcal{N}_{12}^* \cup \dots \cup \mathcal{N}_{15}^*.
\end{aligned}$$

### 2.3.6 A power law model of a complex coordination of multi-scale cellular responses to environmental stress

The network has the following FIID with 13 subnetworks:

$$\begin{aligned}
\mathcal{N}_1^* &= \{R_1\} & \mathcal{N}_8^* &= \{R_{10}\} \\
\mathcal{N}_2^* &= \{R_2\} & \mathcal{N}_9^* &= \{R_{11}\} \\
\mathcal{N}_3^* &= \{R_3, R_4\} & \mathcal{N}_{10}^* &= \{R_{12}\} \\
\mathcal{N}_4^* &= \{R_5, R_6\} & \mathcal{N}_{11}^* &= \{R_{13}\} \\
\mathcal{N}_5^* &= \{R_7\} & \mathcal{N}_{12}^* &= \{R_{14}\} \\
\mathcal{N}_6^* &= \{R_8\} & \mathcal{N}_{13}^* &= \{R_{15}\}, \\
\mathcal{N}_7^* &= \{R_9\}
\end{aligned}$$

while the FID has the following 11 subnetworks:

$$\begin{aligned}
\mathcal{N}_1 &= \{R_1\} & &= \mathcal{N}_8^* \\
&= \mathcal{N}_1^* & \mathcal{N}_7 &= \{R_{11}\} \\
\mathcal{N}_2 &= \{R_2\} & &= \mathcal{N}_9^* \\
&= \mathcal{N}_2^* & \mathcal{N}_8 &= \{R_{12}\} \\
\mathcal{N}_3 &= \{R_3, R_4\} & &= \mathcal{N}_{10}^* \\
&= \mathcal{N}_3^* & \mathcal{N}_9 &= \{R_{13}\} \\
\mathcal{N}_4 &= \{R_5, R_6, R_7, R_8\} & &= \mathcal{N}_{11}^* \\
&= \mathcal{N}_4^* \cup \mathcal{N}_5^* \cup \mathcal{N}_6^* & \mathcal{N}_{10} &= \{R_{14}\} \\
\mathcal{N}_5 &= \{R_9\} & &= \mathcal{N}_{12}^* \\
&= \mathcal{N}_7^* & \mathcal{N}_{11} &= \{R_{15}\} \\
\mathcal{N}_6 &= \{R_{10}\} & &= \mathcal{N}_{13}^*.
\end{aligned}$$

## 2.4 An example of a non-FDC biochemical reaction network

After observing the FDC property in many biochemical systems, we found out that it does not hold for the network of Mycobacterium tuberculosis NRP S-system studied in [5, 29].

The reactions of the network are given in the Appendix C.4.

The FIID of the network is given by

$$\begin{aligned}\mathcal{N}_1^* &= \{R_1, R_2, R_3, R_4\} \\ \mathcal{N}_i^* &= \{R_{i+3}\} \text{ for } i = 2, \dots, 77,\end{aligned}$$

while the FID is

$$\begin{aligned}\mathcal{N}_1 &= \{R_1, R_2\} \\ \mathcal{N}_2 &= \{R_3, R_4\} \\ \mathcal{N}_i &= \{R_{2i-1}, R_{2i}\} = \mathcal{N}_{2i-4}^* \cup \mathcal{N}_{2i-3}^* \text{ for } i = 3, \dots, 40.\end{aligned}$$

In this case, the FID is not a coarsening of the FIID. Therefore, the network is non-FDC.

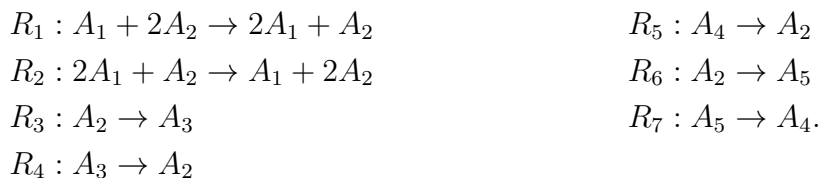
Indeed, the deficiencies of the subnetworks under the FID do not sum up to the deficiency of the network, i.e.,  $\delta \neq \delta_1 + \delta_2 + \dots + \delta_{40}$ , which is consistent with Theorem 2.11.

## 2.5 FDC reaction networks in environmental models

We have already seen in Section 2 that the CRN of Anderies et al. pre-industrial model and its translated version has the FDC property. In this section, we consider two more environmental models that exhibit this property: a model of the Earth's carbon cycle with direct air capture and the Schmitz's pre-industrial carbon cycle model.

### 2.5.1 A model of the Earth's carbon cycle with direct air capture

The power law system (of type PL-RDK) representing a model of the Earth's carbon cycle with direct air capture [13] has the following CRN:



The FIID of the network is given by

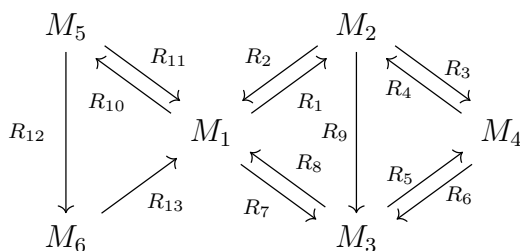
$$\begin{aligned}\mathcal{N}_1^* &= \{R_1, R_2\} & \mathcal{N}_3^* &= \{R_5, R_6, R_7\}, \\ \mathcal{N}_2^* &= \{R_3, R_4\}, & &\end{aligned}$$

and the FID is

$$\begin{aligned}\mathcal{N}_1 &= \{R_1, R_2\} & \mathcal{N}_3 &= \{R_5, R_6, R_7\}. \\ \mathcal{N}_2 &= \{R_3, R_4\}, & &\end{aligned}$$

### 2.5.2 Schmitz's pre-industrial carbon cycle model

The power law system (of PL-NDK type) representing Schmitz's pre-industrial carbon cycle model [12, 33] has the following CRN:



The FIID of the network is given by

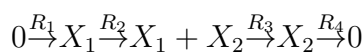
$$\begin{aligned}\mathcal{N}_1^* &= \{R_1, R_2, \dots, R_9\} \\ \mathcal{N}_2^* &= \{R_{10}, R_{11}, R_{12}, R_{13}\},\end{aligned}$$

and the FID is

$$\begin{aligned}\mathcal{N}_1 &= \{R_1, R_2, \dots, R_9\} \\ \mathcal{N}_2 &= \{R_{10}, R_{11}, R_{12}, R_{13}\}.\end{aligned}$$

## 2.6 A reaction network with FID coarsening to FIID

We conclude the collection of examples with a non-FDC network with the property that the network's FID coarsens to its FIID. Consider the weakly reversible network



with rank 2 and deficiency 1. It is actually an S-system (more precisely the independent realization of an S-system) with FID, its species decomposition given by

$$\begin{aligned}\mathcal{N}_1 &= \{R_1, R_3\} \\ \mathcal{N}_2 &= \{R_2, R_4\}.\end{aligned}$$

while its FIID is the trivial decomposition.

The example is extended to a class of networks in Section 5.4.

## 3 Key properties of FDC systems

### 3.1 Key benefits for model analysis

The goal of this section is to show why the FDC property is useful for the analysis of a kinetic system, particularly of its positive equilibria. The basis is the Feinberg's Decomposition Theorem (see Theorem B.12 in Appendix B), which demonstrates how independent decomposition provides information about the set of equilibria of the system. Specifically, when this theorem is applied to the FID, it gives the "building blocks," i.e., smallest subnetworks, for studying positive equilibria.

The FDC property guarantees that the building blocks are not only smaller, that is, with a smaller number of species, complexes, and reactions, but also have lower deficiency indicating lower complexity. Note that the lower subnetwork deficiency is guaranteed only in the bi-independent case as seen from Equation B.5, which shows that the deficiency of the whole CRN is equal to the sum of the deficiencies of the bi-independent subnetworks.

Examples for such analyses include equilibria parametrization. In particular, equilibria parametrizations were computed for insulin and Wnt signaling systems to do absolute concentration robustness (ACR) analyses. A system has *ACR* in a particular species if the positive steady state value of this species is the same regardless of initial conditions.

From the computed equilibria parametrizations, the INSMS model of insulin signaling in healthy cells [16] has *ACR* in the GLUT4 concentration in the cell, which suggests that the level of glucose transporters that may be translocated to the cell surface generally remains constant whenever the cell needs glucose for metabolism. However, this property is lost in the INRES model in type 2 diabetes as seen in its equilibria parametrization

in [26], i.e., the steady state concentration of GLUT4 changes with varying initial concentrations. Furthermore, the difference in the ACR property was one of the criteria used to compare the three multistationary Wnt signaling models [17] that we also consider in this work.

Another use was to translate large networks with TOWARDZ [20], a computational package that computes weakly reversible and deficiency zero network translations, where the smaller, less complex subnetworks of INRES were used by Lubenia et al. [27] in their reaction network analysis.

A further benefit is in the analysis of complex balanced systems. For FDC networks, since all independent networks are bi-independent, the analysis of the positive equilibria can be done simultaneously for its subset of complex balanced equilibria (i.e., analogue to Feinberg’s Theorem for complex balanced equilibria in Theorem B.13 in Appendix B).

### 3.2 Appealing algebraic architecture

The set of all subnetworks of a reaction network, together with the union operation forms a commutative idempotent semigroup, in fact a monoid, if one allows the empty set as a network. Note that the latter is slightly inconsistent with the digraph view since many digraph definitions require a non-empty set of vertices. If one uses multiplicative notation, a network decomposition corresponds to “factoring” a network. Furthermore, coarsening defines a natural partial ordering on the set of decompositions of a network. In this view, independent decompositions and incidence-independent decompositions are two different ways of determining “relatively prime” factors. Both approaches are simple, allowing only single factors due to the operation’s idempotency. Both ways are also preserved by partial ordering. Consequently, the FID and FIID provide two different ways of unique prime factorization. FDC networks hence constitute the subset where these prime factorizations are aligned by the partial ordering, which constitutes an appealing algebraic architecture. As the example in Section 2.6 show, there are also non-FDC networks with an analogous appealing algebraic structure.

## 4 Low $\mathcal{CC}$ -cardinality networks

In this section, we introduce a large class of FDC networks based on the number of common complexes of its subnetworks under the FID. This class includes many of the examples listed in Section 2. We briefly review the results on incidence-independence needed in Section 4.1. Furthermore, Section 4.2 introduces the case of zero  $\mathcal{CC}$ -cardinality, which are precisely the networks whose FIDs are in fact coarsenings of the linkage class decomposition (LCD), not just of the FIID. This class also includes all networks whose FID is the trivial decomposition—these are discussed in Section 4.3. Finally, in Section 4.4, we study the networks with FIDs containing a single common complex. Following the traditional CRNT terminology of “low deficiency” for  $\delta = 0$  or 1, we denote networks with  $|\mathcal{CC}| = 0$  or 1 as “low  $\mathcal{CC}$ -cardinality networks.”

### 4.1 A sufficient condition for incidence independence revisited

Previous works of Fariñas et al. [4], and Fontanil and Mendoza [10] have shown that the set of common complexes,  $\mathcal{CC} = \bigcup_{i < j} (\mathcal{C}_i \cap \mathcal{C}_j)$  with  $i = 1, 2, \dots, k - 1$ , of a decomposition plays a significant role in its capability for incidence-independence. In particular, the following result holds [4]:

Network	$\mathcal{CC}$	$ \mathcal{CC} $
INSMS	$\{0, X_6, X_{13}, X_{20}\}$	4
INRES	$\{\}$	0
Schmitz Wnt	$\{A_1\}$	1
Feinberg-Lee Wnt	$\{0, A_2, A_{23}\}$	3
MacLean Wnt	$\{A_{13}\}$	1
A power law model of a complex coordination of multi-scale cellular responses to environmental stress	$\{X_2 + X_7, X_3, X_4, X_8, X_9\}$	5

**Table 4.1.** The set of common complexes  $\mathcal{CC}$  and the  $\mathcal{CC}$ -cardinalities of five biochemical networks

**Proposition 4.1.** *Any decomposition with  $|\mathcal{CC}| \leq 1$  is incidence-independent.*

A decomposition with  $\mathcal{CC}$ -cardinality equals 0 (equals 1) is also called a  $\mathcal{C}$ -decomposition ( $\mathcal{C}^*$ -decomposition).

We can apply this to the FID and obtain a sufficient condition for FDC:

**Corollary 4.2.** *If the FID of a network has at most one common complex, then the network is an FDC network.*

## 4.2 Networks with zero $\mathcal{CC}$ -cardinality

This class of FDC networks are those whose FID is a  $\mathcal{C}$ -decomposition. The following Structure Theorem for  $\mathcal{C}$ -decompositions from [4] reveals another architectural feature of these networks:

**Theorem 4.3.** *(Structure Theorem for  $\mathcal{C}$ -decomposition) Let  $\mathcal{L}_1, \mathcal{L}_2, \dots, \mathcal{L}_\ell$  be the linkage classes of a network  $\mathcal{N}$ . A decomposition  $\mathcal{N} = \mathcal{N}_1 \cup \mathcal{N}_2 \cup \dots \cup \mathcal{N}_k$  is a  $\mathcal{C}$ -decomposition if and only if each  $\mathcal{N}_i$  is the union of linkage classes and each linkage class is contained in only one  $\mathcal{N}_i$ . In other words, the linkage class decomposition is a refinement of the specified decomposition  $\mathcal{N} = \mathcal{N}_1 \cup \mathcal{N}_2 \cup \dots \cup \mathcal{N}_k$ .*

Thus, in a zero  $\mathcal{CC}$ -cardinality network, the FID is a coarsening not only of the FIID, but also of the LCD—the topological and algebraic structures are aligned.

**Corollary 4.4.** *In a zero  $\mathcal{CC}$ -cardinality network, every independent decomposition is also a  $\mathcal{C}$ -decomposition.*

**Example 4.5.** *The Anderies et al. network is a zero  $\mathcal{CC}$ -cardinality network. As shown earlier in Example 2.6, the LCD coincides with the FIID.*

**Example 4.6.** *As shown in Table 4.1, the large insulin system INRES for T2D cells also has zero  $\mathcal{CC}$ -cardinality, i.e., the subnetworks are disjoint unions of the whole networks' linkage classes.*

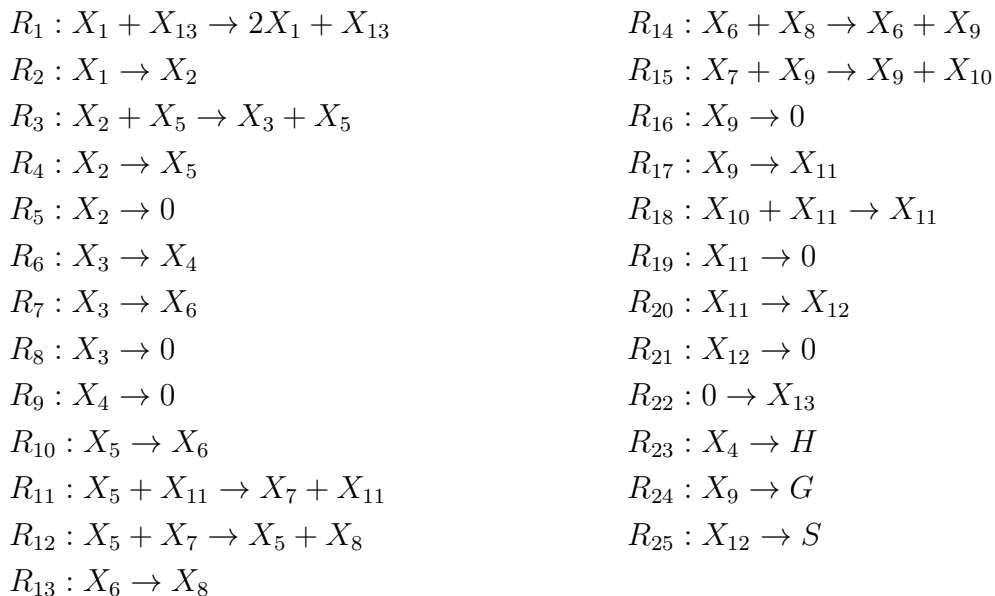
## 4.3 Trivial FID (TF) networks

Networks with trivial FID constitute an interesting subclass of zero  $\mathcal{CC}$ -cardinality networks. At one end are the rank 1 networks, which are for those with more than one species, i.e.,  $m > 1$ , minimal closed networks. Since such networks are themselves often FID subnetworks of larger networks, properties “inheritable” by larger networks through independent decompositions are of great interest.

One such property is absolute concentration robustness (ACR) in a species. A system has ACR in a particular species if the steady state value of the species is the same for every positive steady state regardless of any set of initial conditions [36]. Recently, Meshkat et al. [30] presented necessary and sufficient conditions for ACR in rank 1 mass action systems. Surprisingly though, in [31], it was shown that these conditions do not easily extend to PL-RDK systems, in contrast to previous ACR conditions such as the Shinar-Feinberg Deficiency One Theorem [36].

At the other end, a number of High Rank Trivial FID (HRTF) systems among (bio)chemical systems have been found. A recent example is the following:

**Example 4.7.** *The following CRN underlies a PL-NDK system modeling monolignol biosynthesis in *Populus xylem* [2, 23]. It has rank 12 in a 13-dimensional species space and its FID is trivial.*



#### 4.3.1 A new approach to ACR analysis in HRTF systems

ACR analysis in HRTF systems is particularly challenging as most sufficient conditions for ACR depend on the presence of small networks, e.g., with low deficiency having special properties. Detecting these often require an effective “divide and conquer” strategy using independent decompositions. This is of course not feasible in an HRTF system.

For power law kinetic systems, an alternative approach via network transformations is feasible. Network transformations are dynamic equivalences with some additional stoichiometric alignment properties. We recall some definitions from [37]:

**Definition 4.8.** *A dynamic equivalence between kinetic systems  $(\mathcal{N}, K)$  and  $(\mathcal{N}', K')$  such that the stoichiometric subspaces coincide, i.e.,  $S = S'$  is called an  $S$ -invariant network transformation.*

**Example 4.9.** *The following definition and two propositions from [37] show that network translations are  $S$ -invariant network transformations.*

**Definition 4.10.** *For a kinetic system  $(\mathcal{N}, K)$ , we call  $(\tilde{\mathcal{N}}, \tilde{K})$  a translation of  $(\mathcal{N}, K)$  if*

$$\sum_{r:y'-y=\zeta} K_r(\mathbf{x}) = \sum_{\tilde{r}:z'-z=\zeta} \tilde{K}_{\tilde{r}}(\mathbf{x})$$

for any  $\zeta \in \mathbb{Z}^m$  and  $x \in \mathbb{R}_{\geq 0}^m$ .

**Proposition 4.11.** *Let  $\sigma : \mathcal{R} \rightarrow \mathbb{R}^m$ , a mapping of a reaction to its reaction vector. If  $(\tilde{\mathcal{N}}, \tilde{K})$  is a network translate of  $(\mathcal{N}, K)$ , then  $\sigma(\mathcal{R}) = \sigma(\tilde{\mathcal{R}})$ , i.e., their sets of reaction vectors coincide.*

**Corollary 4.12.** *Let  $S$  and  $\tilde{S}$  be the stoichiometric subspaces of the networks  $\mathcal{N}$  and  $\tilde{\mathcal{N}}$ . If  $(\mathcal{N}, K)$  and  $(\tilde{\mathcal{N}}, \tilde{K})$  are network translations (or translates), then they are dynamically equivalent with  $S = \tilde{S}$ .*

This alignment is not directly used in the derivations below. However, the concepts are introduced to highlight the additional properties of the relations and maps used, in particular, network translation.

**Proposition 4.13.** *Let  $(\mathcal{N}, K)$  be a positive dependent power law kinetic system. If there is a complex balanced PL-RDK  $S$ -invariant network transform with a closed kinetic order subspace  $\tilde{S}$ , then it does not have ACR in any species with a nonzero value in a basis vector of  $\tilde{S}^\perp$ .*

*Proof.* Let  $(\mathcal{N}', K')$  be the network transform. Since it is complex balanced and PL-RDK, according to a result of Müller and Regensburger, it is a CLP system, i.e., its set of complex balanced equilibria is log parametrized,  $\log x - \log x^*$  is contained in  $\tilde{S}^\perp$ . Since by assumption  $\tilde{S}$  is closed,  $\dim \tilde{S}^\perp \geq 1$ . In  $E_+(\mathcal{N}, K)$ , this set remains a set of positive equilibria and still log parametrized by  $\tilde{S}^\perp$ . Hence the species hyperplane criterion [22] applies—a species has ACR iff its value in a basis is zero for all basis vectors. However, if a species does not have ACR on a subset, it also does not have ACR for the whole set of positive equilibria.  $\square$

**Remark 4.14.** 1. *A closed TF network with a complex balanced PL-RDK network transform with  $\dim S = \dim \tilde{S}$  is an example for the previous Proposition. Complex balanced PL-RDK systems with coincident stoichiometric and kinetic ranks were extensively studied by Craciun et al. as a subset satisfying sign conditions provide a generalization of Birch’s Theorem.*

2. *It is well-known that for any weakly reversible kinetic system, there are rate constants such that the system is complex balanced. For PL-RDK systems with kinetic deficiency equals zero ( $\tilde{\delta} = 0$ ), this, in fact, holds for all rate constants. For kinetic deficiency greater than zero ( $\tilde{\delta} > 0$ ), there is a criterion in terms of tree constants for the occurrence of complex balancing. Hence, one obtains different kinds of ACR for the above Proposition, specifying the scope of the property.*

## 4.4 $\mathcal{CC}$ -cardinality one networks

As seen in Table 4.1, two of the biochemical examples in Section 2 fall into the class of  $\mathcal{CC}$ -cardinality one networks, both multistationary models of Wnt signaling (Schmitz and MacLean models). A necessary condition for non-FDC networks is clearly those with  $|\mathcal{CC}| \geq 2$ . The remaining two biochemical examples show that the condition is not sufficient.

## 5 Networks with coincident finest decompositions

In this Section, we consider conditions for networks to have coincident finest decompositions, i.e., FID = FIID. This property also corresponds to “trivial coarsening” of FID relative to FIID. For easier distinction, we will refer to the property as FDE, i.e., Finest Decompositions Equality, and the corresponding networks as FDE networks.

## 5.1 An extension of the FDC Characterization to its FDE subset

We extend the characterization of FDC networks to its subset of FDE networks as follows:

**Proposition 5.1.** *The following statements are equivalent:*

- i. *A CRN is an FDE network, i.e.,  $FID = FIID$ .*
- ii.  *$FID$  and  $FIID$  are bi-independent.*
- iii. *Every independent and every incidence-independent network is bi-independent.*
- iv. *The network deficiency is the sum of the subnetwork deficiencies for every independent and every incidence-independent network.*

*Proof.* We can divide each statement into a substatement about independent and incidence-independent decompositions, e.g., statement i) is equivalent to FID is a coarsening of FIID and vice versa. The first substatements are identical to those for FDC networks and hold, since each FDE network is FDC. The remaining sub-statements are derived by simply interchanging independence and incidence-independence, FID and FIID in the arguments.  $\square$

**Remark 5.2.** *For any decomposition, in an FDE network: independent  $\iff$  incidence-independent  $\iff$  bi-independent  $\iff$  sum of the subnetwork deficiencies equals the network deficiency.*

## 5.2 Deficiency zero networks are FDE networks

Rank one and deficiency zero networks are precisely those for which the image and kernel, respectively, of the linear map  $Y|_{\text{Im } I_a} : \text{Im } I_a \rightarrow S$  have minimal dimension. We already discussed rank one networks in the previous section. For deficiency zero networks, we have the following result:

**Theorem 5.3.** *Any deficiency zero network is an FDE network.*

*Proof.* Suppose that the reaction network has deficiency zero. We will work with the restriction of the linear map  $Y$  to  $\text{Im } I_a$ , that is, the map given by  $Y|_{\text{Im } I_a} : \text{Im } I_a \rightarrow S$ . By definition of the stoichiometric subspace  $S$ , this is a surjective map. Observe that  $\ker Y|_{\text{Im } I_a} = \ker Y \cap \text{Im } I_a$  and so,  $\delta = 0$  if and only if  $\ker Y \cap \text{Im } I_a = 0$ . It follows that  $Y|_{\text{Im } I_a} : \text{Im } I_a \rightarrow S$  is an isomorphism.

The FID induces a sum  $\text{Im } I_a = \text{Im } I_{a,1} + \text{Im } I_{a,2} + \dots + \text{Im } I_{a,k}$ . By definition of  $Y$ , each  $Y(\text{Im } I_{a,i})$  is contained in  $S_i$ . Since  $Y|_{\text{Im } I_{a,i}}$  is an isomorphism, each  $\text{Im } I_{a,i}$  is isomorphic to  $S_i$ . Therefore,  $n_i - \ell_i = s_i$  for each  $i = 1, 2, \dots, k$ . Summing up, we get  $n - \ell$  on the left-hand side and  $s$  on the right-hand side, showing that FID is bi-independent. By Theorem 2.11, the network is FDC.

To show that  $FID = FIID$ , we prove by contradiction. Suppose  $FID \neq FIID$ . Since the network is FDC, there is an incidence-independent refinement of the FID. Without loss of generality, we can assume  $\text{Im } I_{a,i}$  is the direct sum of  $\text{Im } I'_{a,i}$  and  $\text{Im } I''_{a,i}$ . Then, their images under  $Y$  can be written as  $S_i = S'_i + S''_i$ . If this sum is not direct, then there is a non-zero element that is the image under  $Y|_{\text{Im } I_a}$  of distinct elements in  $\text{Im } I'_{a,i}$  and  $\text{Im } I''_{a,i}$ , a contradiction to the bijectivity of  $Y|_{\text{Im } I_a}$ . On the other hand, if the sum is direct, it is a contradiction to the FID.  $\square$   $\square$



**Example 5.4.** *The translated Anderies and Schmitz’s carbon cycle models and the model with direct air capture in Example 2.5 have underlying deficiency zero networks, which are FDE networks.*

By Equation B.1 in Appendix B, we have that  $\delta = \dim \ker S - \dim \ker I_a$ . It follows that  $\delta = 0$  if and only if  $\dim \ker S = \dim \ker I_a$  and equivalently,  $\text{rank } N = \text{rank } I_a$  where  $N$  and  $I_a$  are the stoichiometric and incidence matrices, respectively. This proves the following, which provides another characterization of the coincidence of a network’s finest decompositions. Furthermore, this gives us a new perspective on viewing the finest decompositions through the network’s respective matrices instead of the network’s deficiency.

**Corollary 5.5.** *The stoichiometric matrix and incidence matrix of a network have the same rank, that is,  $\text{rank } N = \text{rank } I_a$  if and only if the network has deficiency zero.*

We state the following corollaries for decompositions of networks with deficiency zero.

**Corollary 5.6.** [18] *For any decomposition in a deficiency zero network, the following statements are equivalent:*

1. *independent and zero deficiency decomposition (ZDD), i.e., the deficiency of all its subnetworks have zero deficiency*
2. *incidence-independent*
3. *bi-independent*

**Corollary 5.7.** *If  $\mathcal{N}$  has an independent ZDD, then its deficiency is zero.*

**Corollary 5.8.** *Any deficiency zero subnetwork of an FID has a single linkage class.*

We have shown that any network with zero deficiency is necessarily an FDE network, i.e.,  $\text{FID} = \text{FIID}$  and we can raise the question when the converse is true. It turns out that the combination with another known necessary condition provides a solution to the question.

**Theorem 5.9.**  *$\mathcal{N}$  is a deficiency zero network if and only if  $\mathcal{N}$  is an FDE network and the FIID is a ZDD.*

*Proof.* The “ $\Rightarrow$ ” was shown in Theorem 5.3 and Corollary 5.6. For “ $\Leftarrow$ ”, due to the assumption about FIID and its coincidence, it follows again from Corollary 5.7 that  $\mathcal{N}$  has zero deficiency.  $\square$

### 5.3 Properties of the matrix of complexes $Y$ which enforce the FDE property

For the succeeding results, let  $M_{m,n}$  be the set of all  $m \times n$  matrices with complex entries and  $I_n$  be the  $n \times n$  identity matrix. Let  $A \in M_{m,n}$ . We denote by  $A^\top \in M_{n,m}$  the transpose of  $A$ .

**Lemma 5.10.** *Let  $N \in M_{m,r}$ ,  $Y \in M_{m,n}$  and  $W \in M_{n,r}$  be the stoichiometric, molecularity and incidence matrices of a CRN, respectively. Then,*

$$\text{rank } N \leq \text{rank } W.$$

*Moreover, if  $Y$  has a left generalized inverse (i.e.,  $Y'Y = I_n$  for some  $Y' \in M_{n,m}$ ), then*

$$\text{rank } N = \text{rank } W.$$

*Proof.* Recall that  $N = YW$ . Hence,  $\text{rank } N \leq \min\{\text{rank } Y, \text{rank } W\} \leq \text{rank } W$ . The second assertion follows from the following:

$$\text{rank } I = \text{rank } Y'YI \leq \text{rank } YI \leq \text{rank } I.$$

□ □

**Proposition 5.11.** [38] *Let  $A \in M_{m,n}$ . Then,  $A$  has a left generalized inverse  $A'$  if and only if  $\text{rank } A = n$  and  $n \leq m$ .*

**Theorem 5.12.** *Let  $n$  be the number of complexes and  $m$  be the number of species in a CRN. Let  $N \in M_{m,r}, Y \in M_{m,n}, W \in M_{n,r}$  be the stoichiometric, molecularity, and incidence matrices of the CRN, respectively. If  $\text{rank } Y = n$  and  $n \leq m$ , then the CRN is an FDE network.*

*Proof.* It follows from Proposition 5.11 that  $Y$  has a left generalized inverse  $Y' \in M_{n,m}$  and so,  $Y'Y = I_n$ . Suppose that  $\text{rank } W = p$ . Note that  $\text{rank } N = \text{rank } YW = \text{rank } W$  by Lemma 5.10. Recall that each column  $n_j$  and  $k_j$  of the stoichiometric and incidence matrices, respectively, corresponds to the same reaction vector  $R_j$  of the CRN. Let  $\{n_{i_1}, \dots, n_{i_p}\}$  be a linearly independent set of columns of  $N$ , which is maximal since  $\text{rank } N = p$ . Since

$$N = [n_1 \dots n_r] = [Yw_1 \dots Yw_r] = YW,$$

we have that  $\{Yw_{i_1}, \dots, Yw_{i_p}\}$  is also a maximal linearly independent set. Thus,  $a_{i_1}Yw_{i_1} + \dots + a_{i_p}Yw_{i_p} = 0$  if and only if  $a_{i_1} = \dots = a_{i_p} = 0$ . Since  $Y'Y = I_n$ , we have that  $a_{i_1}w_{i_1} + \dots + a_{i_p}w_{i_p} = 0$  if and only if  $a_{i_1} = \dots = a_{i_p} = 0$ . Therefore,  $\{w_{i_1}, \dots, w_{i_p}\}$  is a linearly independent set of columns of  $W$ , which is also maximal since  $\text{rank } W = p$ . For each vector  $n_k$  distinct from  $\{n_{i_1}, \dots, n_{i_p}\}$ , we may write  $n_k = \sum_{j=1}^p \alpha_{k_j} n_{i_j}$ . Since  $n_k = Yw_k$  for all  $k \in \{1, \dots, r\}$ ,

$$Yw_k = n_k = \sum_{j=1}^p \alpha_{k_j} n_{i_j} = \sum_{j=1}^p \alpha_{k_j} Yw_{i_j}. \quad (5.1)$$

Multiplying  $Y'$  on the left side of (5.1) gives

$$w_k = \sum_{j=1}^p \alpha_{k_j} w_{i_j}.$$

Therefore,  $n_k = \sum_{j=1}^p \alpha_{k_j} n_{i_j}$  if and only if  $w_k = \sum_{j=1}^p \alpha_{k_j} w_{i_j}$  for all  $n_k$  distinct from  $\{n_{i_1}, \dots, n_{i_p}\}$  and all  $w_k$  distinct from  $\{w_{i_1}, \dots, w_{i_p}\}$ . Hence, by the five step method in finding independent (incidence-independent) decompositions of CRNs in [15], the columns of  $N$  and  $W$  form the same coordinate graph in which it follows that the same corresponding CRN decompositions hold. Thus, FID = FIID. □ □

Let  $Y \in M_{m,n}$ . Suppose that  $Y^\top Y$  is invertible and let  $Y' = (Y^\top Y)Y^\top$ . Then,  $Y'Y = (Y^\top Y)^{-1}Y^\top Y = I_n$ . Hence, the invertibility of  $Y^\top Y$  is sufficient for the existence of a left generalized inverse  $Y'$  of  $Y$ . By Proposition 5.11,  $\text{rank } Y = n$  and  $n \leq m$ . Therefore, we have shown a direct consequence of Theorem 5.12 which also provides another sufficient condition for a CRN to satisfy equality between FID and FIID:

**Corollary 5.13.** *Let  $N \in M_{m,r}, Y \in M_{m,n}, W \in M_{n,r}$  be the stoichiometric, molecularity, and incidence matrices of a CRN, respectively. If  $Y^\top Y$  is invertible, then the CRN is an FDE network.*

**Example 5.14.** Consider the following CRN:  $R_1 : A \rightarrow B$ ,  $R_2 : B \rightarrow A$ , and  $R_3 : C + D \rightarrow D + E$ . The corresponding molecularity matrix is given by

$$Y = \begin{matrix} & \begin{matrix} A & B & C+D & D+E \end{matrix} \\ \begin{matrix} A \\ B \\ C \\ D \\ E \end{matrix} & \begin{bmatrix} 1 & 0 & 0 & 0 \\ 0 & 1 & 0 & 0 \\ 0 & 0 & 1 & 0 \\ 0 & 0 & 1 & 1 \\ 0 & 0 & 0 & 1 \end{bmatrix} \end{matrix} .$$

Note that  $\text{rank } Y = 4$ , which is the number of complexes. Furthermore, the number of complexes is less than the number of species. By Proposition 5.11, a left generalized inverse of  $Y$  exists and is given by

$$Y' = \begin{bmatrix} 1 & 0 & 0 & 0 & 0 \\ 0 & 1 & 0 & 0 & 0 \\ 0 & 0 & \frac{2}{3} & \frac{1}{3} & -\frac{1}{3} \\ 0 & 0 & -\frac{1}{3} & \frac{1}{3} & \frac{2}{3} \end{bmatrix} .$$

The corresponding incidence and stoichiometric matrices, respectively, are as follows:

$$W = \begin{matrix} & \begin{matrix} R_1 & R_2 & R_3 \end{matrix} \\ \begin{matrix} A \\ B \\ C+D \\ D+E \end{matrix} & \begin{bmatrix} -1 & 1 & 0 \\ 1 & -1 & 0 \\ 0 & 0 & -1 \\ 0 & 0 & 1 \end{bmatrix} \end{matrix} \quad \text{and} \quad N = \begin{matrix} & \begin{matrix} R_1 & R_2 & R_3 \end{matrix} \\ \begin{matrix} A \\ B \\ C \\ D \\ E \end{matrix} & \begin{bmatrix} -1 & 1 & 0 \\ 1 & -1 & 0 \\ 0 & 0 & -1 \\ 0 & 0 & 0 \\ 0 & 0 & 1 \end{bmatrix} \end{matrix} .$$

Observe that  $\text{rank } W = \text{rank } N = 2$  with  $\{n_1, n_3\}$  and  $\{w_1, w_3\}$  as a maximal linearly independent set of columns for  $N$  and  $W$ , respectively. Moreover,  $w_2 = -w_1$  and  $n_2 = -n_1$ . Hence, following the five-step method in finding independent (incidence-independent) decompositions of CRNs in [15], we see that the FID consists of  $\{R_1, R_2\}$  and  $\{R_3\}$  while the FIID consists of  $\{R_1, R_2\}$  and  $\{R_3\}$ . Therefore,  $\text{FID} = \text{FIID}$ . This CRN also verifies the assertion in Corollary 5.13. A computation yields

$$Y^\top Y = \begin{bmatrix} 1 & 0 & 0 & 0 \\ 0 & 1 & 0 & 0 \\ 0 & 0 & 2 & 1 \\ 0 & 0 & 1 & 2 \end{bmatrix} ,$$

which is invertible. Hence, Corollary 5.13 implies  $\text{FID} = \text{FIID}$ .

**Example 5.15.** Consider the translated Anderies CRN given by Example 2.7. Observe that the molecularity matrix is  $Y = I_3$  and hence,  $\text{rank } Y = 3$ , which is the number of complexes. Moreover, the number of complexes is equal to the number of species. By Theorem 5.12, the CRN is an FDE network, which verifies the conclusion from Example 2.7.

**Example 5.16.** A similar example from the translated Anderies CRN is given by the Schmitz's pre-industrial carbon cycle model. The molecularity matrix is  $Y = I_6$  and so, the CRN is an FDE network by Corollary 5.13.

Corollary 5.13 result generalizes the case of monomolecular networks. We provide an alternative proof by showing that a network with invertible  $Y^\top Y$  has deficiency zero:

**Proposition 5.17.** *If for a reaction network,  $Y^\top Y$  is invertible, then  $\delta = 0$ .*

*Proof.* If  $Y^\top Y$  is invertible, then  $\ker(Y^\top Y) = 0$ . Since  $\ker Y$  is contained in  $\ker(Y^\top Y)$ , it follows that  $\ker Y = 0$ . Therefore,  $\ker Y \cap \text{Im } I_a = 0$  and equivalently,  $\delta = 0$ .  $\square$   $\square$

**Example 5.18.** *Consider the translated Anderies CRN with stoichiometric matrix given by*

$$\begin{array}{cccc} R_1 & R_2 & R_3 & R_4 \\ \left[ \begin{array}{cccc} -1 & 1 & 0 & 0 \\ 1 & -1 & -1 & 1 \\ 0 & 0 & 1 & -1 \end{array} \right] & \begin{array}{l} A_1 \\ A_2 \\ A_3 \end{array} \end{array}$$

which has rank 2. Note that  $Y^\top Y = I_3$ , which is invertible and the deficiency is  $3 - 1 - 2 = 0$ .

A natural question to ask is if a reaction network's finest decomposition FID and FIID coincide, is  $Y^\top Y$  invertible? The following example shows that the class of networks with invertible  $Y^\top Y$  is a proper subclass of networks with deficiency equal to zero:

**Example 5.19.** *The model of the Earth's carbon cycle with direct air capture (DAC) presented in Section 2.5 has more complexes than the number of species. Hence, the left generalized inverse of its molecularity matrix  $Y$  does not exist by Proposition 5.11. It follows that  $Y^\top Y$  is not invertible.*

*However, note that the stoichiometric matrix of DAC CRN is given by*

$$\begin{array}{ccccccc} R_1 & R_2 & R_3 & R_4 & R_5 & R_6 & R_7 \\ \left[ \begin{array}{ccccccc} 1 & -1 & 0 & 0 & 0 & 0 & 0 \\ -1 & 1 & -1 & 1 & 1 & -1 & 0 \\ 0 & 0 & 1 & -1 & 0 & 0 & 0 \\ 0 & 0 & 0 & 0 & -1 & 0 & 1 \\ 0 & 0 & 0 & 0 & 0 & 1 & -1 \end{array} \right] & \begin{array}{l} A_1 \\ A_2 \\ A_3 \\ A_4 \\ A_5 \end{array} \end{array}$$

which has rank 4. Hence, the DAC CRN has deficiency equal to  $6 - 2 - 4 = 0$ . Therefore, DAC CRN satisfies the FDE property by Theorem 5.3, which verifies the assertion in Section 2.5.

## 5.4 Networks with trivial FIID

We extend the properties of the example in Section 2.6 to all networks with trivial FIID, which we will call TF' networks:

**Proposition 5.20.** *Let  $\mathcal{N}$  be a TF' network. Then*

1.  $\mathcal{N}$  has only a single linkage class;
2. If  $\mathcal{N}$  is also a TF network, then it is an FDE network. Otherwise, it has (non-trivial) FID coarsening.

*Proof.* If  $l > 1$ , then the LCD is an incidence-independent decomposition finer than the FIID, a contradiction. This proves (1). For (2), we only have to note that the FIID being independent is a coarsening of the FID and coincides if the FID is also trivial.  $\square$

**Example 5.21.** *The FID of an S-system with  $m$  species is its species decomposition, which consists of  $m$  rank 1 subnetworks. Hence, if  $m > 1$  and the network is TF', then it has (non-trivial) FID coarsening.*

## 6 Algebraic architecture of a reaction network

### 6.1 The linkage class decomposition revisited

In the CRNToolbox and in most CRNT publications, linkage classes are defined as a partition of the set of complexes of a reaction network. This view brings the benefit of their further refinement to strong linkage classes and the additional topological information they may contribute.

On the other hand, we have emphasized its role as a decomposition, which being incidence-independent, is always a coarsening of the FIID. Beyond that, linkage classes are  $\mathcal{C}$ -decompositions, i.e., have, as discussed in Section 4.2,  $\mathcal{C}\mathcal{C}$ -cardinality = 0. The Structure Theorem for  $\mathcal{C}$ -decompositions of Fariñas et al. [4] in fact shows that the LCD is the finest  $\mathcal{C}$ -decomposition of a reaction network. Thus, the LCD is the fundamental connection between the topological and algebraic structure of a network. In this context, weakly reversible networks, where, due to the coincidence of linkage and strong linkage classes, all relevant connectivity information is contained in the former, represent a high level of alignment between topology and algebra in a network.

### 6.2 The basic algebraic architectures of reaction networks

Based on a reaction network's Three (3) Finest Decompositions, we can identify four (4) basic algebraic architectures as shown in Figure 1. Furthermore, Figure 2 highlights two important FDC special cases.

The classes FI (FDC + ILC) and NI (Non-FDC + ILC) consists of networks with all  $\mathcal{C}$ -decompositions are independent. Kinetic systems with such underlying networks often have nice equilibria properties. For example, it was shown in [19] that factor span surjective PL-RDK systems with cycle terminal FI networks are poly-PLP systems.

All deficiency zero networks belong to the FI class. An interesting set of examples of the NI class is discussed in Section 2.4.

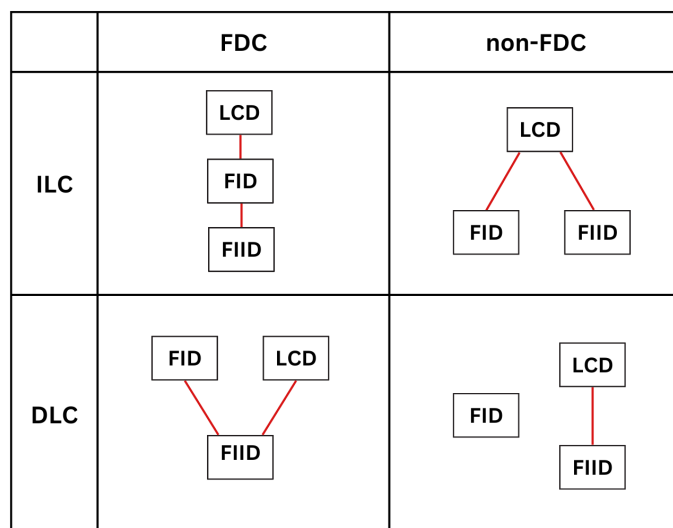
The zero  $\mathcal{C}\mathcal{C}$ -cardinality networks form an important subset of the FD (FDC + DLC) class. An example for the FD class is given in Section 4.2.

### 6.3 Sub-semigroups of subnetworks and the algebraic architectures

In this section, we discuss the 4 sub-semigroups induced by the trio of the finest decompositions and their relationships under the basic architectures. We first note that any proper subnetwork defines a unique binary decomposition and we say, for instance, a subnetwork is independent if the binary decomposition is independent. We introduce some notations. We let

- $\text{NS}(\mathcal{N})$  be the set of all non-empty subnetworks of  $\mathcal{N}$ ;
- $\text{IS}(\mathcal{N})$  be the set of all independent subnetworks of  $\mathcal{N}$ ;
- $\text{IIS}(\mathcal{N})$  be the set of all incidence independent subnetworks of  $\mathcal{N}$ ;
- $\text{BIS}(\mathcal{N})$  be the set of all bi-independent subnetworks of  $\mathcal{N}$ , and
- $\text{CS}(\mathcal{N})$  be the set of all  $\mathcal{C}$ -subnetworks of  $\mathcal{N}$ .

We now show that the last 4 subsets are sub-semigroups of the semigroup  $\text{NS}(\mathcal{N})$ :



**Figure 1.** Four basic algebraic architectures

**Proposition 6.1.** *The sets of independent subnetworks  $IS(\mathcal{N})$ , incidence independent subnetworks  $IIS(\mathcal{N})$ , bi-independent subnetworks  $BIS(\mathcal{N})$ , and  $\mathcal{C}$ -subnetworks  $CS(\mathcal{N})$  are sub-semigroups of  $NS(\mathcal{N})$ .*

*Proof.* Observe that the whole network is a subnetwork that belongs to all 4 subsets, hence all are non-empty. Furthermore, they are independent, incidence independent, bi-independent and  $\mathcal{C}$ -subnetworks if and only if the corresponding binary decompositions are.

To prove the claim, we only need to show closure under the union binary operation. That is, we show that if  $\mathcal{N}'$  and  $\mathcal{N}''$  belong to one of the sets under consideration, then so does  $\mathcal{N}' \cup \mathcal{N}''$ . This is easiest to see using the prime factorization available in each of the sets. The union's prime factorization are just the factors of the second subnetwork that are not yet among those of the first.  $\square$

We note that, due to the Structure Theorem of  $\mathcal{C}$ -decompositions,  $CS(\mathcal{N})$  is contained in  $IIS(\mathcal{N})$  and that, by definition,  $BIS(\mathcal{N})$  is contained in  $IS(\mathcal{N})$  and  $IIS(\mathcal{N})$ .

We collect the architecture-specific relationships in the following proposition.

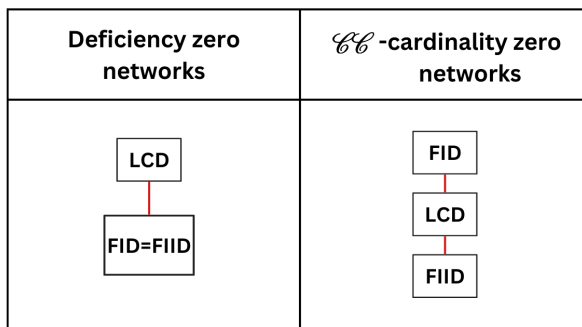
**Proposition 6.2.** *Let  $\mathcal{N}$  be a reaction network.*

1. *If  $\mathcal{N}$  is an FDC network, then  $IS(\mathcal{N})$  is contained in  $IIS(\mathcal{N})$ .*
2. *If  $\mathcal{N}$  is an FI or NI network, then  $CS(\mathcal{N})$  is contained in  $IS(\mathcal{N})$ .*
3. *If  $\mathcal{N}$  is an FD network, then  $IS(\mathcal{N})$  is contained in  $CS(\mathcal{N})$ .*

The proof of the statements follow directly from the proposition about the basic architectures in Sections 4 and 5.

## 7 Summary and Conclusion

The widespread presence of the finest decompositions coarsening (FDC) property, where the FID is a coarsening of the FIID, across biochemical and environmental reaction networks led us to study networks with this property.



**Figure 2.** Two important FDC special cases

In particular, we built a MATLAB tool called DECENT that was based on the earlier results of Hernandez and colleagues [14, 15], to aid with the computation of the subnetworks under the finest incidence and incidence-independent decompositions. This tool can be found in GitHub [24] and a brief discussion is given in Appendix D.

We also provide a characterization for FDC networks (Theorem 2.11) in terms of the bi-independence of the independent decompositions of the network and the relationship between the deficiency of the network and its independent subnetworks.

Furthermore, suppose that for a given reaction network where  $m$  is the number of species,  $n$  is the number of complexes,  $\delta$  is the deficiency,  $Y$  is the molecularity matrix,  $I_a$  is the incidence matrix, and  $N$  is the stoichiometric matrix, consider the following statements:

- a.  $Y^\top Y$  is invertible;
- b.  $n \leq m$  and  $\text{rank } Y = n$ ;
- c. Existence of  $Y'$  such that  $Y'Y = I_n$ ;
- d.  $\text{rank } N = \text{rank } I_a$ ;
- e.  $\delta = 0$ ;
- f. The CRN is an FDE network and the FIID is a ZDD.

Then,

$$(a) \implies (b) \iff (c) \implies (d) \iff (e) \iff (f).$$

We also introduce a large class of FDC networks with low number of common complexes, i.e.,  $|\mathcal{CC}| = 0, 1$ , of its subnetworks under the FID. In particular, the case of zero  $\mathcal{CC}$ -cardinality are precisely the networks whose FIDs are in fact coarsenings of the linkage class decomposition (LCD), not just of the FIID. This class also includes all networks whose FID is the trivial decomposition. In particular, we provide a new approach for ACR analysis of high rank trivial FID networks.

An interesting research direction is to determine the necessary conditions for the equality  $\text{FID} = \text{FIID}$ , and to identify classes of non-zero deficiency networks that possess this property. Furthermore, we can also explore further applications of the FDC property aside from reaction network analysis including equilibria parametrizations and network translations of low deficiency networks with the basis of Theorems B.12 and B.13.

# Acknowledgement

BSH acknowledges the Office of the Chancellor of the University of the Philippines Diliman, through the Office of the Vice Chancellor for Research and Development, for funding support through the Outright Research Grant (242414 ORG). BSH also expresses his gratitude for the 2024 Dr. Concesa Milan-Baduel Professorial Chair in Mathematics award.

## A List of abbreviations

---

Abbreviation	Meaning
ACR	absolute concentration robustness
CRN	chemical reaction network
CRNT	chemical reaction network theory
DAC	direct air capture
DLC	dependent linkage classes
FDC	finest decompositions coarsening
FDE	finest decompositions equality
FID	finest independent decomposition
FIID	finest incidence-independent decomposition
HRTF	high rank trivial FID
ILC	independent linkage classes
LCD	linkage class decomposition
ODE	ordinary differential equation
PLK	power-law kinetics
PL-RDK	power-law reactant-determined kinetics
PL-NDK	power-law non-reactant-determined kinetics
ZDD	zero deficiency decomposition

---

## B Fundamentals of reaction networks and kinetic systems

In this section, we discuss fundamental concepts in reaction networks and kinetic systems, drawing heavily from the book [7] and lectures [8] of M. Feinberg.

### B.1 Reaction networks

**Definition B.1.** A (chemical) reaction network is a triple  $(\mathcal{S}, \mathcal{C}, \mathcal{R})$  of nonempty finite sets where

- a.  $\mathcal{S} = \{A_i : i = 1, 2, \dots, m\}$  is the set of species,
- b.  $\mathcal{C} = \{C_i : i = 1, 2, \dots, n\}$  is the set of complexes, which are non-negative linear combinations of the species, and
- c.  $\mathcal{R} = \{R_i : i = 1, 2, \dots, r\} \subset \mathcal{C} \times \mathcal{C}$  is the set of reactions

such that

- i.  $(C_i, C_i) \notin \mathcal{R}$  for each  $C_i \in \mathcal{C}$ , and
- ii. for each  $C_i \in \mathcal{C}$ , there exists  $C_j \in \mathcal{C}$  such that  $(C_i, C_j) \in \mathcal{R}$  or  $(C_j, C_i) \in \mathcal{R}$ .



We typically denote a reaction  $(y, y')$  as  $y \rightarrow y'$ , where  $y$  and  $y'$  are the reactant complex and product complex, respectively. The associated reaction vector is defined by the difference  $y' - y$ . The linear subspace  $S$  of  $\mathbb{R}^m$  is spanned by all the reaction vectors in the network and is known as the stoichiometric subspace of the network, i.e.,  $S = \text{span}\{y' - y \in \mathbb{R}^m \mid y \rightarrow y' \in \mathcal{R}\}$ .

**Definition B.2.** The molecularity matrix, denoted by  $Y$ , is an  $m \times n$  matrix such that  $Y_{ij}$  is the stoichiometric coefficient of species  $A_i$  in complex  $C_j$ . The incidence matrix, denoted by  $I_a$ , is an  $n \times r$  matrix such that

$$(I_a)_{ij} = \begin{cases} -1 & \text{if } C_i \text{ is the reactant complex of reaction } R_j, \\ 1 & \text{if } C_i \text{ is the product complex of reaction } R_j, \\ 0 & \text{otherwise.} \end{cases}$$

The stoichiometric matrix, denoted by  $N$ , is the  $m \times r$  matrix given by  $N = YI_a$ .

Alternatively, the stoichiometric matrix a CRN has columns representing the coefficients of species in each corresponding reaction vector. Thus, the dimension of the stoichiometric subspace of a network is precisely the rank of its stoichiometric matrix.

Complexes can be treated as vertices and reactions as edges, viewing CRNs as directed graphs. If there exists a path between two complexes  $C_i$  and  $C_j$ , they are said to be connected. If there is a directed path from  $C_i$  to  $C_j$  and vice versa, they are said to be strongly connected. A subgraph where any two vertices are (strongly) connected forms a (strongly) connected component. These (strong) connected components precisely correspond to the (strong) linkage classes of a CRN. We denote the number of linkage classes and the number of strong linkage classes by  $l$  and  $sl$ , respectively. If  $sl = l$  then the CRN is said to be weakly reversible. Alternatively, a CRN is weakly reversible if each of its reactions belongs to a directed cycle.

**Definition B.3.** The deficiency of a CRN is given by the formula  $\delta := n - \ell - s$  where  $n$  is the number of complexes,  $\ell$  is the number of linkage classes, and  $s := \dim S$ .

Alternative formulas for the deficiency of a network from Proposition 2.10 of [3] are

$$\delta = \dim \ker S - \dim \ker I_a = \dim(\ker Y \cap \text{Im } I_a). \quad (\text{B.1})$$

## B.2 Kinetic systems

**Definition B.4.** A kinetics for a reaction network  $\mathcal{N} = (\mathcal{S}, \mathcal{C}, \mathcal{R})$  is an assignment to each reaction  $y \rightarrow y' \in \mathcal{R}$  of a continuously differentiable rate function  $K_{y \rightarrow y'} : \mathbb{R}_{\geq 0}^m \rightarrow \mathbb{R}_{\geq 0}$  such that this positivity condition holds:  $K_{y \rightarrow y'}(c) > 0$  if and only if  $\text{supp } y \subset \text{supp } c$ , where  $\text{supp } y$  refers to the support of the vector  $y$  (the set of species with nonzero coefficient in  $y$ ). The pair  $(\mathcal{N}, K)$  is called a (chemical) kinetic system.

**Definition B.5.** A power law kinetics is a kinetics of the form

$$K_i(x) = k_i \prod_j x_j^{F_{ij}} := k_i x^{F_i}$$

for each reaction  $i = 1, \dots, r$  where  $k_i \in \mathbb{R}_{>0}$  and  $F_{ij} \in \mathbb{R}$ . The  $r \times m$  matrix  $F = [F_{ij}]$  is called the kinetic order matrix, and  $k \in \mathbb{R}^r$  is called the rate vector.

If the kinetic order matrix is the transpose of the molecularity matrix, then the kinetics is mass action kinetics (MAK).

**Definition B.6.** A power law system has reactant-determined kinetics (i.e., of type PL-RDK) if for any two reactions indexed by  $i$  and  $j$  with identical reactant complexes, the corresponding rows of kinetic orders in  $F$  are also identical, i.e.,  $F_{ik} = F_{jk}$  for  $k = 1, 2, \dots, m$ . It has non-reactant-determined kinetics (i.e., of type PL-NDK) if there exist two reactions with the same reactant complexes whose corresponding rows in  $F$  are not identical.

The species formation rate function of  $(\mathcal{N}, K)$  is given by

$$f(x) = \sum_{y \rightarrow y' \in \mathcal{R}} K_{y \rightarrow y'}(x) (y' - y)$$

where  $x$  is a vector of concentrations of the species over time. It can also be expressed as  $f(x) = NK(x)$  where  $N$  is the stoichiometric matrix and  $K$  is the vector of rate functions of  $\mathcal{N}$ . The system of ordinary differential equations (ODEs) of the kinetic system is given by  $\frac{dx}{dt} = f(x)$ .

An equilibrium or a steady state is a vector  $c$  of species concentrations where  $f(c) = 0$ . The set of positive equilibria of a kinetic system  $(\mathcal{N}, K)$  is

$$E_+ := E_+(\mathcal{N}, K) = \{x \in \mathbb{R}_{>0}^m \mid f(x) = 0\}.$$

A CRN is said to admit multiple equilibria or is multistationary if there exist positive rate constants such that the ODE system admits more than one equilibrium within a stoichiometric class.

The set of complex balanced equilibria [21] is given by

$$Z_+ := Z_+(\mathcal{N}, K) = \{x \in \mathbb{R}_{>0}^m \mid I_a K(x) = 0\} \subseteq E_+(\mathcal{N}, K).$$

Hence, a positive vector  $c \in \mathbb{R}^m$  is complex balanced if  $K(c)$  is contained in the kernel of the incidence matrix, i.e.,  $\text{Ker } I_a$ . A kinetic system is complex balanced if it has a complex balanced equilibrium.

### B.3 Decomposition theory of reaction networks

A CRN can be decomposed into smaller networks called subnetworks by partitioning its set of reactions:

**Definition B.7.** A decomposition of  $\mathcal{N}$  is a set of subnetworks  $\{\mathcal{N}_1, \mathcal{N}_2, \dots, \mathcal{N}_k\}$  of  $\mathcal{N}$  induced by a partition  $\{\mathcal{R}_1, \mathcal{R}_2, \dots, \mathcal{R}_k\}$  of its reaction set  $\mathcal{R}$ .

**Definition B.8.** A network decomposition  $\mathcal{N} = \mathcal{N}_1 \cup \mathcal{N}_2 \cup \dots \cup \mathcal{N}_k$  is a refinement of  $\mathcal{N} = \mathcal{N}'_1 \cup \mathcal{N}'_2 \cup \dots \cup \mathcal{N}'_{k'}$  (and the latter a coarsening of the former) if it is induced by a refinement  $\{\mathcal{R}_1, \mathcal{R}_2, \dots, \mathcal{R}_k\}$  of  $\{\mathcal{R}'_1, \mathcal{R}'_2, \dots, \mathcal{R}'_{k'}\}$ , i.e., each  $\mathcal{R}_i$  is contained in an  $\mathcal{R}'_j$  for some  $j \in \{1, 2, \dots, k'\}$ .

**Definition B.9.** A decomposition  $\mathcal{N} = \mathcal{N}_1 \cup \mathcal{N}_2 \cup \dots \cup \mathcal{N}_k$  with  $\mathcal{N}_i = (\mathcal{S}_i, \mathcal{C}_i, \mathcal{R}_i)$  for  $i = 1, 2, \dots, k$  is a C-decomposition if for each pair of distinct  $i$  and  $j$ ,  $\mathcal{C}_i$  and  $\mathcal{C}_j$  are disjoint.

**Definition B.10.** A network decomposition is independent if the network stoichiometric subspace is a direct sum of the subnetwork stoichiometric subspaces. A decomposition is incidence-independent if the network incidence matrix is a direct sum of the subnetwork incidence matrices. The decomposition is bi-independent if it is both independent and incidence-independent.

**Remark B.11.** An equivalent formulation for an incidence-independent decomposition is the following equation [4]:

$$n - \ell = \sum_{i=1}^k (n_i - \ell_i). \quad (\text{B.2})$$

Lemma 1 of [12] shows that for an independent decomposition,

$$\delta \leq \delta_1 + \delta_2 + \cdots + \delta_k. \quad (\text{B.3})$$

Analogously, Proposition 6 of [4] states that for an incidence-independent decomposition,

$$\delta \geq \delta_1 + \delta_2 + \cdots + \delta_k \quad (\text{B.4})$$

and that  $\mathcal{C}$ -decompositions form a subset of all incidence-independent decompositions. Hence, independent linkage classes form the primary example of a bi-independent decomposition. Furthermore, from Equations B.3 and B.4, for a bi-independent decomposition,

$$\delta = \delta_1 + \delta_2 + \cdots + \delta_k. \quad (\text{B.5})$$

Importantly, M. Feinberg established the fundamental relationship between an independent decomposition and the set of positive equilibria:

**Theorem B.12** (Remark 5.4, [6]). *Let  $(\mathcal{N}, K)$  be a kinetic system underlying network decomposed into  $\mathcal{N} = \mathcal{N}_1 \cup \mathcal{N}_2 \cup \dots \cup \mathcal{N}_k$  and  $E_+(\mathcal{N}_i, K_i) = \{x \in \mathbb{R}_{>0}^m \mid N_i K_i(x) = 0\}$ , then*

$$i. \quad \bigcap_{i=1}^k E_+(\mathcal{N}_i, K_i) \subseteq E_+(\mathcal{N}, K) \text{ and}$$

*ii. the equality holds if the decomposition is independent.*

The analogue of Feinberg's decomposition result for incidence-independent decompositions and complex-balanced equilibria is given as follows:

**Theorem B.13** (Theorem 4, [4]). *Let  $\mathcal{N} = \mathcal{N}_1 \cup \dots \cup \mathcal{N}_k$  be a decomposition. Let  $K$  be any kinetics, and  $Z_+(\mathcal{N}, K)$  and  $Z_+(\mathcal{N}_i, K_i)$  be the set of complex balanced equilibria of  $\mathcal{N}$  and  $\mathcal{N}_i$ , respectively. Then,*

$$\bigcap_{i=1}^k Z_+(\mathcal{N}_i, K_i) \subseteq Z_+(\mathcal{N}, K).$$

*If the decomposition is incidence-independent, then*

$$i. \quad \bigcap_{i=1}^k Z_+(\mathcal{N}_i, K_i) = Z_+(\mathcal{N}, K) \text{ and}$$

*ii.  $Z_+(\mathcal{N}, K) \neq \emptyset$  implies that  $Z_+(\mathcal{N}_i, K_i) \neq \emptyset$  for  $i = 1, \dots, k$ .*

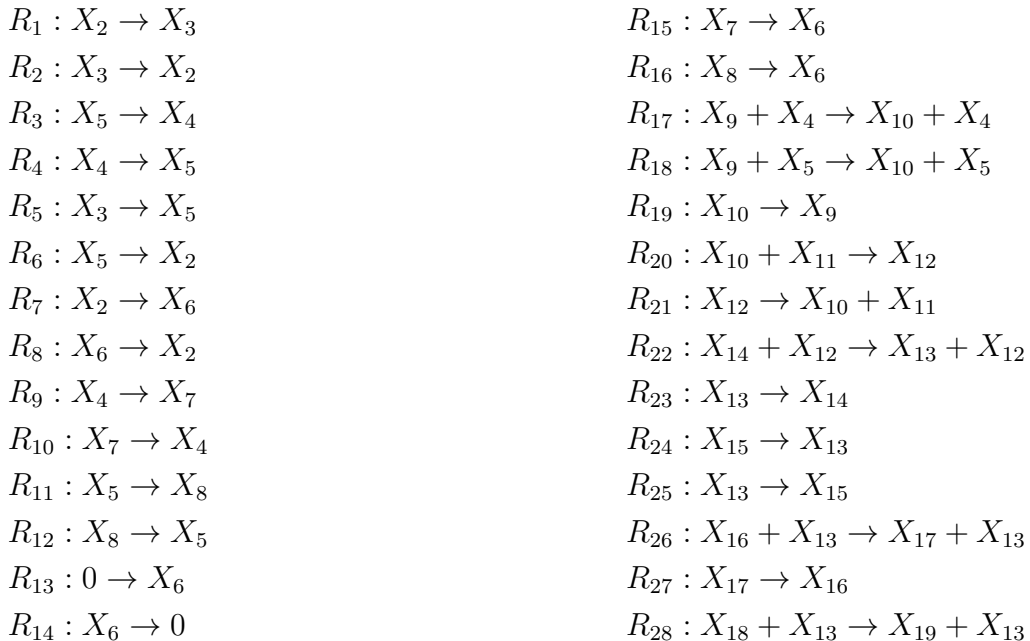
# C Species and reactions of biochemical and environmental systems

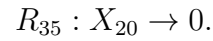
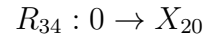
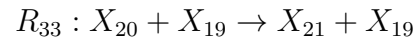
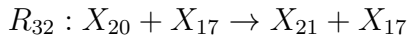
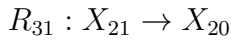
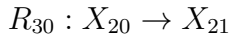
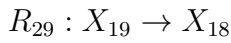
## C.1 Insulin metabolic signaling (INSMS)

Species:

- $X_2$  = Unbound surface insulin receptors (in molar)
- $X_3$  = Unphosphorylated once-bound surface receptors (in molar)
- $X_4$  = Phosphorylated twice-bound surface receptors (in molar)
- $X_5$  = Phosphorylated once-bound surface receptors (in molar)
- $X_6$  = Unbound unphosphorylated intracellular receptors (in molar)
- $X_7$  = Phosphorylated twice-bound intracellular receptors (in molar)
- $X_8$  = Phosphorylated once-bound intracellular receptors (in molar)
- $X_9$  = Unphosphorylated IRS-1 (in molar)
- $X_{10}$  = Tyrosine-phosphorylated IRS-1 (in molar)
- $X_{11}$  = Unactivated PI 3-kinase (in molar)
- $X_{12}$  = Tyrosine-phosphorylated IRS-1/activated PI 3-kinase complex (in molar)
- $X_{13}$  = PI(3,4,5)P<sub>3</sub> out of the total lipid population (in %)
- $X_{14}$  = PI(4,5)P<sub>2</sub> out of the total lipid population (in %)
- $X_{15}$  = PI(3,4)P<sub>2</sub> out of the total lipid population (in %)
- $X_{16}$  = Unactivated Akt (in %)
- $X_{17}$  = Activated Akt (in %)
- $X_{18}$  = Unactivated PKC- $\zeta$  (in %)
- $X_{19}$  = Activated PKC- $\zeta$  (in %)
- $X_{20}$  = Intracellular GLUT4 (in %)
- $X_{21}$  = Cell surface GLUT4 (in %).

Reactions:





## C.2 Insulin resistance signaling (INRES)

Species:

$X_2$  = Inactive insulin receptors

$X_3$  = Insulin-bound receptors

$X_4$  = Tyrosine-phosphorylated receptors

$X_6$  = Internalized dephosphorylated receptors

$X_7$  = Tyrosine-phosphorylated and internalized receptors

$X_9$  = Inactive IRS-1

$X_{10}$  = Tyrosine-phosphorylated IRS-1

$X_{20}$  = Intracellular GLUT4

$X_{21}$  = Cell surface GLUT4

$X_{22}$  = Combined tyrosine/serine 307-phosphorylated IRS-1

$X_{23}$  = Serine 307-phosphorylated IRS-1

$X_{24}$  = Inactive negative feedback

$X_{25}$  = Active negative feedback

$X_{26}$  = Inactive PKB

$X_{27}$  = Threonine 308-phosphorylated PKB

$X_{28}$  = Serine 473-phosphorylated PKB

$X_{29}$  = Combined threonine 308/serine 473-phosphorylated PKB

$X_{30}$  = mTORC1

$X_{31}$  = mTORC1 involved in phosphorylation of IRS-1 at serine 307

$X_{32}$  = mTORC2

$X_{33}$  = mTORC2 involved in phosphorylation of PKB at threonine 473

$X_{34}$  = AS160

$X_{35}$  = AS160 phosphorylated at threonine 642

$X_{36}$  = S6K

$X_{37}$  = Activated S6K phosphorylated at threonine 389

$X_{38}$  = S6

$X_{39}$  = Activated S6 phosphorylated at serine 235 and serine 236

$X_{40}$  = ERK

$X_{41}$  = ERK phosphorylated at threonine 202 and tyrosine 204

$X_{42}$  = ERK sequestered in an inactive pool

$X_{43}$  = Elk1

$X_{44}$  = Elk1 phosphorylated at serine 383.

Reactions:

$$\begin{array}{ll}
R_1 : X_2 \rightarrow X_3 & R_{23} : X_{29} + X_{30} \rightarrow X_{29} + X_{31} \\
R_2 : X_2 \rightarrow X_4 & R_{24} : X_{27} + X_{30} \rightarrow X_{27} + X_{31} \\
R_3 : X_3 \rightarrow X_4 & R_{25} : X_{31} \rightarrow X_{30} \\
R_4 : X_4 \rightarrow X_7 & R_{26} : X_7 + X_{32} \rightarrow X_7 + X_{33} \\
R_5 : X_7 + X_{25} \rightarrow X_6 + X_{25} & R_{27} : X_{33} \rightarrow X_{32} \\
R_6 : X_4 \rightarrow X_2 & R_{28} : X_{29} + X_{34} \rightarrow X_{29} + X_{35} \\
R_7 : X_6 \rightarrow X_2 & R_{29} : X_{28} + X_{34} \rightarrow X_{28} + X_{35} \\
R_8 : X_7 + X_9 \rightarrow X_7 + X_{10} & R_{30} : X_{35} \rightarrow X_{34} \\
R_9 : X_9 \rightarrow X_{23} & R_{31} : X_{35} + X_{20} \rightarrow X_{35} + X_{21} \\
R_{10} : X_{10} \rightarrow X_9 & R_{32} : X_{21} \rightarrow X_{20} \\
R_{11} : X_{10} + X_{31} \rightarrow X_{22} + X_{31} & R_{33} : X_{31} + X_{36} \rightarrow X_{31} + X_{37} \\
R_{12} : X_{22} \rightarrow X_{10} & R_{34} : X_{37} \rightarrow X_{36} \\
R_{13} : X_{22} \rightarrow X_{23} & R_{35} : X_{37} + X_{38} \rightarrow X_{37} + X_{39} \\
R_{14} : X_{23} \rightarrow X_9 & R_{36} : X_{38} + X_{41} \rightarrow X_{39} + X_{41} \\
R_{15} : X_{10} + X_{24} \rightarrow X_{10} + X_{25} & R_{37} : X_{39} \rightarrow X_{38} \\
R_{16} : X_{25} \rightarrow X_{24} & R_{38} : X_7 + X_{40} \rightarrow X_7 + X_{41} \\
R_{17} : X_{10} + X_{26} \rightarrow X_{10} + X_{27} & R_{39} : X_{22} + X_{40} \rightarrow X_{22} + X_{41} \\
R_{18} : X_{27} \rightarrow X_{26} & R_{40} : X_{40} \rightarrow X_{41} \\
R_{19} : X_{27} + X_{33} \rightarrow X_{29} + X_{33} & R_{41} : X_{41} \rightarrow X_{42} \\
R_{20} : X_{22} + X_{28} \rightarrow X_{22} + X_{29} & R_{42} : X_{42} \rightarrow X_{40} \\
R_{21} : X_{29} \rightarrow X_{28} & R_{43} : X_{41} + X_{43} \rightarrow X_{41} + X_{44} \\
R_{22} : X_{28} \rightarrow X_{26} & R_{44} : X_{44} \rightarrow X_{43}
\end{array}$$

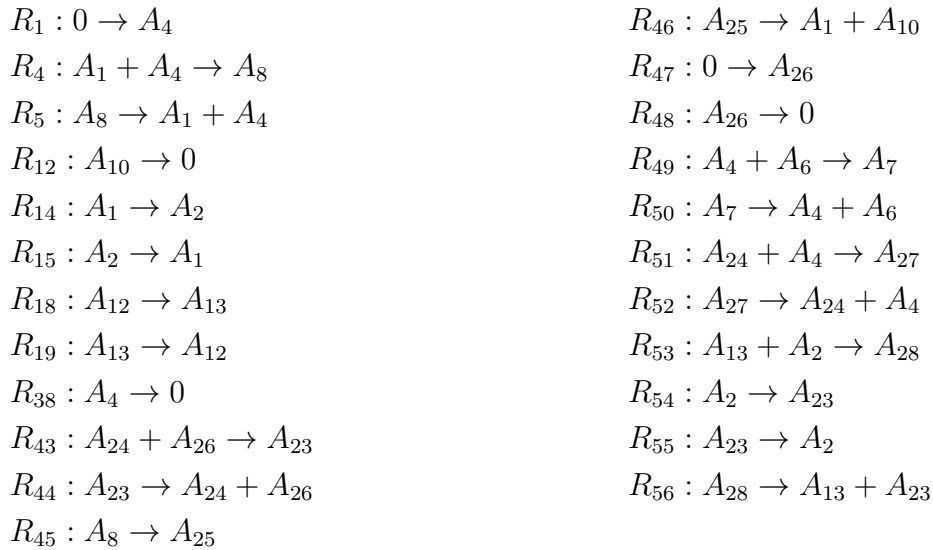
### C.3 Wnt signaling

Species:

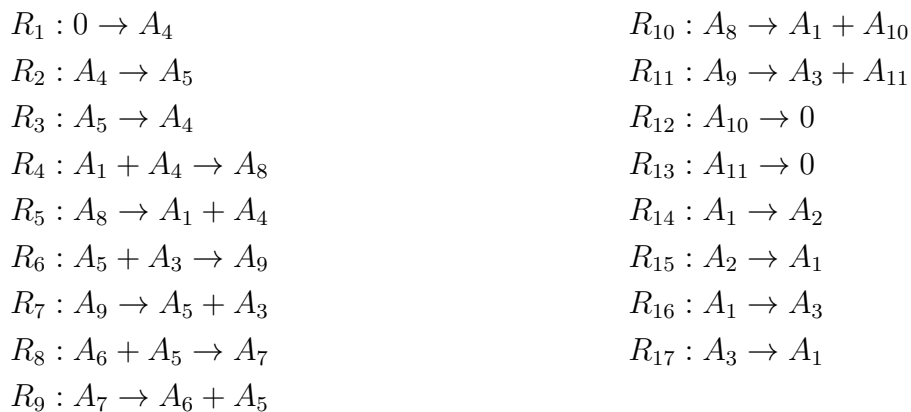
- $A_1$  = destruction complex (DC) (active form)
- $A_2$  = DC (inactive form)
- $A_3$  = active DC residing in the nucleus
- $A_4$  =  $\beta$ -catenin
- $A_5$  =  $\beta$ -catenin in the nucleus
- $A_6$  = T-cell factor (TCF)
- $A_7$  =  $\beta$ -catenin-TCF complex
- $A_8$  =  $\beta$ -catenin bound with DC
- $A_9$  =  $\beta$ -catenin bound with DC in the nucleus
- $A_{10}$  =  $\beta$ -catenin (for proteasomal degradation)
- $A_{11}$  =  $\beta$ -catenin (for proteasomal degradation) in the nucleus
- $A_{12}$  = dishevelled (inactive form)
- $A_{13}$  = dishevelled (active form)
- $A_{14}$  = active dishevelled in the nucleus
- $A_{15}$  = inactive DC in the nucleus
- $A_{16}$  = phosphatase

$A_{17}$  = phosphatase in the nucleus  
 $A_{18}$  = active DC bound with dishevelled  
 $A_{19}$  = active DC bound with dishevelled in the nucleus  
 $A_{20}$  = active DC bound with phosphatase  
 $A_{21}$  = active DC bound with phosphatase in the nucleus  
 $A_{22}$  = GSK3 $\beta$   
 $A_{23}$  = axin-APC complex  
 $A_{24}$  = APC  
 $A_{25}$  =  $\beta$ -catenin bound with DC (for proteasomal degradation)  
 $A_{26}$  = axin  
 $A_{27}$  =  $\beta$ -catenin-axin complex  
 $A_{28}$  = a complex considered as a single species : ( $A_{13} + A_{22} + A_{23} = A_{28}$ )

Reactions of Feinberg-Lee Wnt Signaling:



Reactions of Schmitz Wnt Signaling:



Reactions of MacLean Wnt Signaling:



$$\begin{array}{ll}
R_7 : A_9 \rightarrow A_5 + A_3 & R_{28} : A_{21} \rightarrow A_{15} + A_{17} \\
R_8 : A_6 + A_5 \rightarrow A_7 & R_{29} : A_{21} \rightarrow A_3 + A_{17} \\
R_9 : A_7 \rightarrow A_6 + A_5 & R_{30} : A_{13} + A_1 \rightarrow A_{18} \\
R_{18} : A_{12} \rightarrow A_{13} & R_{31} : A_{18} \rightarrow A_{13} + A_1 \\
R_{19} : A_{13} \rightarrow A_{12} & R_{32} : A_{18} \rightarrow A_{13} + A_2 \\
R_{20} : A_{13} \rightarrow A_{14} & R_{33} : A_2 + A_{16} \rightarrow A_{20} \\
R_{21} : A_{14} \rightarrow A_{13} & R_{34} : A_{20} \rightarrow A_2 + A_{16} \\
R_{22} : A_2 \rightarrow A_{15} & R_{35} : A_{20} \rightarrow A_1 + A_{16} \\
R_{23} : A_{15} \rightarrow A_2 & R_{36} : A_8 \rightarrow A_1 \\
R_{24} : A_3 + A_{14} \rightarrow A_{19} & R_{37} : A_9 \rightarrow A_3 \\
R_{25} : A_{19} \rightarrow A_3 + A_{14} & R_{38} : A_4 \rightarrow 0 \\
R_{26} : A_{19} \rightarrow A_{14} + A_{15} & R_{39} : A_5 \rightarrow 0 \\
R_{27} : A_{15} + A_{17} \rightarrow A_{21} &
\end{array}$$

## C.4 Reactions of the Mycobacterium tuberculosis NRP S-system

$$\begin{array}{l}
R_1 : X_2 \rightarrow X_2 + X_1 \\
R_2 : X_1 \rightarrow 0 \\
R_3 : X_1 \rightarrow X_1 + X_2 \\
R_4 : X_2 \rightarrow 0 \\
R_5 : X_1 + X_{13} + X_7 + X_6 + X_4 + X_{16} + X_{11} + X_{38} \rightarrow X_1 + X_{13} + X_7 + X_6 + X_4 \\
\quad + X_{16} + X_{11} + X_{38} + X_3 \\
R_6 : X_3 \rightarrow 0 \\
R_7 : X_3 + X_{11} + X_6 + X_{12} + X_9 + X_5 + X_{10} \rightarrow X_3 + X_{11} + X_6 + X_{12} + X_9 + X_5 \\
\quad + X_{10} + X_4 \\
R_8 : X_4 \rightarrow 0 \\
R_9 : X_4 + X_6 + X_9 + X_{11} + X_{12} \rightarrow X_4 + X_6 + X_9 + X_{11} + X_{12} + X_5 \\
R_{10} : X_5 \rightarrow 0 \\
R_{11} : X_4 + X_5 + X_9 + X_3 + X_{11} + X_{12} + X_{10} \rightarrow X_4 + X_5 + X_9 + X_3 + X_{11} + X_{12} \\
\quad + X_{10} + X_6 \\
R_{12} : X_6 \rightarrow 0 \\
R_{13} : X_3 + X_8 + X_{40} \rightarrow X_3 + X_8 + X_{40} + X_7 \\
R_{14} : X_7 \rightarrow 0 \\
R_{15} : X_1 + X_7 + X_{21} + X_{22} + X_{24} + X_{15} \rightarrow X_1 + X_7 + X_{21} + X_{22} + X_{24} + X_{15} + X_8 \\
R_{16} : X_8 \rightarrow 0 \\
R_{17} : X_5 + X_4 + X_6 + X_{10} + X_{11} + X_{12} \rightarrow X_5 + X_4 + X_6 + X_{10} + X_{11} + X_{12} + X_9 \\
R_{18} : X_9 \rightarrow 0 \\
R_{19} : X_4 + X_6 + X_9 \rightarrow X_4 + X_6 + X_9 + X_{10} \\
R_{20} : X_{10} \rightarrow 0 \\
R_{21} : X_3 + X_4 + X_5 + X_6 + X_9 + X_{12} + X_{17} + X_{13} \rightarrow X_3 + X_4 + X_5 + X_6 + X_9 \\
\quad + X_{12} + X_{17} + X_{13} + X_{11} \\
R_{22} : X_{11} \rightarrow 0
\end{array}$$



$$\begin{aligned}
R_{23} : X_4 + X_5 + X_6 + X_9 + X_{11} + X_{17} + X_{13} &\rightarrow X_4 + X_5 + X_6 + X_9 + X_{11} + X_{17} \\
&+ X_{13} + X_{12} \\
R_{24} : X_{12} &\rightarrow 0 \\
R_{25} : X_3 + X_1 + X_{11} + X_{18} + X_{16} + X_{36} &\rightarrow X_3 + X_1 + X_{11} + X_{18} + X_{16} + X_{36} + X_{13} \\
R_{26} : X_{13} &\rightarrow 0 \\
R_{27} : X_1 + X_2 + X_{15} &\rightarrow X_1 + X_2 + X_{15} + X_{14} \\
R_{28} : X_{14} &\rightarrow 0 \\
R_{29} : X_1 + X_8 + X_{14} &\rightarrow X_1 + X_8 + X_{14} + X_{15} \\
R_{30} : X_{15} &\rightarrow 0 \\
R_{31} : X_1 + X_3 + X_{13} &\rightarrow X_1 + X_3 + X_{13} + X_{16} \\
R_{32} : X_{16} &\rightarrow 0 \\
R_{33} : X_{11} + X_{12} &\rightarrow X_{11} + X_{12} + X_{17} \\
R_{34} : X_{17} &\rightarrow 0 \\
R_{35} : X_{13} + X_{36} &\rightarrow X_{13} + X_{36} + X_{18} \\
R_{36} : X_{18} &\rightarrow 0 \\
R_{37} : X_7 &\rightarrow X_7 + X_{19} \\
R_{38} : X_{19} &\rightarrow 0 \\
R_{39} : X_7 &\rightarrow X_7 + X_{20} \\
R_{40} : X_{20} &\rightarrow 0 \\
R_{41} : X_8 &\rightarrow X_8 + X_{21} \\
R_{42} : X_{21} &\rightarrow 0 \\
R_{43} : X_1 + X_8 &\rightarrow X_1 + X_8 + X_{22} \\
R_{44} : X_{22} &\rightarrow 0 \\
R_{45} : X_1 &\rightarrow X_1 + X_{23} \\
R_{46} : X_{23} &\rightarrow 0 \\
R_{47} : X_1 + X_8 &\rightarrow X_1 + X_8 + X_{24} \\
R_{48} : X_{24} &\rightarrow 0 \\
R_{49} : X_1 &\rightarrow X_1 + X_{25} \\
R_{50} : X_{25} &\rightarrow 0 \\
R_{51} : X_1 &\rightarrow X_1 + X_{26} \\
R_{52} : X_{26} &\rightarrow 0 \\
R_{53} : X_1 + X_2 &\rightarrow X_1 + X_2 + X_{27} \\
R_{54} : X_{27} &\rightarrow 0 \\
R_{55} : X_1 + X_2 &\rightarrow X_1 + X_2 + X_{28} \\
R_{56} : X_{28} &\rightarrow 0 \\
R_{57} : X_2 &\rightarrow X_2 + X_{29} \\
R_{58} : X_{29} &\rightarrow 0 \\
R_{59} : X_2 &\rightarrow X_2 + X_{30} \\
R_{60} : X_{30} &\rightarrow 0 \\
R_{61} : X_2 &\rightarrow X_2 + X_{31} \\
R_{62} : X_{31} &\rightarrow 0 \\
R_{63} : X_2 &\rightarrow X_2 + X_{32}
\end{aligned}$$

$R_{64} : X_{32} \rightarrow 0$   
 $R_{65} : X_2 \rightarrow X_2 + X_{33}$   
 $R_{66} : X_{33} \rightarrow 0$   
 $R_{67} : X_2 \rightarrow X_2 + X_{34}$   
 $R_{68} : X_{34} \rightarrow 0$   
 $R_{69} : X_2 \rightarrow X_2 + X_{35}$   
 $R_{70} : X_{35} \rightarrow 0$   
 $R_{71} : X_1 + X_{13} + X_{18} \rightarrow X_1 + X_{13} + X_{18} + X_{36}$   
 $R_{72} : X_{36} \rightarrow 0$   
 $R_{73} : X_2 \rightarrow X_2 + X_{37}$   
 $R_{74} : X_{37} \rightarrow 0$   
 $R_{75} : X_3 \rightarrow X_3 + X_{38}$   
 $R_{76} : X_{38} \rightarrow 0$   
 $R_{77} : X_4 \rightarrow X_4 + X_{39}$   
 $R_{78} : X_{39} \rightarrow 0$   
 $R_{79} : X_1 + X_7 \rightarrow X_1 + X_7 + X_{40}$   
 $R_{80} : X_{40} \rightarrow 0$

## C.5 Reactions of the model of a complex coordination of multi-scale cellular responses to environmental stress

$R_1 : X_1 + X_3 \rightarrow X_2 + X_3$	$R_9 : X_5 + X_3 + X_2 \rightarrow X_7 + X_2$
$R_2 : X_2 + X_7 \rightarrow X_3 + X_7$	$R_{10} : X_7 \rightarrow X_8$
$R_3 : X_3 \rightarrow X_4$	$R_{11} : X_8 \rightarrow X_2$
$R_4 : X_4 \rightarrow X_3$	$R_{12} : X_3 \rightarrow X_9$
$R_5 : X_4 \rightarrow X_5$	$R_{13} : X_9 \rightarrow X_{10}$
$R_6 : X_5 \rightarrow X_4$	$R_{14} : X_9 \rightarrow X_{11}$
$R_7 : X_5 + X_3 \rightarrow X_6 + X_3$	$R_{15} : X_3 \rightarrow X_{12}$
$R_8 : X_6 + X_5 + X_3 \rightarrow X_4 + X_5 + X_3$	

## D The computational package DECENT

### D.1 Instruction

To fill out the ‘model’ structure, write a string for ‘model.id’. This is just to put a name to the network. To add the reactions to the network, use the function `addReaction` where the output is ‘model’.

The `addReaction` function

- OUTPUT: Returns a structure called ‘model’ with added field ‘reaction’ with subfields ‘id’, ‘reactant’, ‘product’, ‘reversible’, and ‘kinetic’. The output variable ‘model’ allows the user to view the network with the added reaction.

- INPUTS:

- model: a structure, representing the CRN
  - id: visual representation of the reaction, e.g.,  
reactant -> product (string)
  - reactant\_species: species of the reactant complex (cell)
  - reactant\_stoichiometry: stoichiometry of the species of the reactant complex (cell)
  - reactant\_kinetic: kinetic orders of the species of the reactant complex (array)
  - product\_species: species of the product complex (cell)
  - product\_stoichiometry: stoichiometry of the species of the product complex (cell)
  - product\_kinetic: "kinetic orders" of the species of the product complex, if the reaction is reversible (array); if the reaction is NOT reversible, leave blank
  - reversible: logical; whether the reaction is reversible or not (true or false)
- \* Make sure the function addReaction is in the same folder/path being used as the current working directory.

## D.2 A script for the Anderies et al. network

We provide a sample script as follows. To compute the FIID, just replace the FID by FIID in the last line of the script.

```
% Input the chemical reaction network
model.id = 'Example 1';
model = addReaction(model, 'A1+2A2->2A1+A2', ...
                    {'A1','A2'}, {1,2}, [1,2], ...
                    {'A1','A2'}, {2,1}, [ ], ...
                    false);
model = addReaction(model, 'A1+A2->2A2', ...
                    {'A1','A2'}, {1,1}, [1,1], ...
                    {'A2'}, {2}, [ ], ...
                    false);
model = addReaction(model, 'A2<->A3', ...
                    {'A2'}, {1}, [1], ...
                    {'A3'}, {1}, [1], ...
                    true);
% Generate the finest incidence independent decomposition
[model, I_a, G, P, results] = FID_check(model);
```

## D.3 Output

The finest independent decomposition is:

N1: R1, R2

N2: R3, R4

Deficiencies:

Characteristic	Notation	Network		N1	N2	Sum
----------------	----------	---------	--	----	----	-----

-----	-----	-----	-	--	--	---
Deficiency	delta	1		1	0	1

The finest incidence independent decomposition is:

N1: R1  
N2: R2  
N3: R3, R4

Deficiencies:

Characteristic	Notation	Network		N1	N2	N3	Sum
-----	-----	-----	-	--	--	--	---
Deficiency	delta	1		0	0	0	0

## References

- [1] J. Anderies and S. Carpenter and W. Steffen and J. Rockström, The topology of non-linear global carbon dynamics: from tipping points to planetary boundaries, *Environ. Res. Lett.* **8** (2013) 044–048.
- [2] C.P. Arceo, E.C. Jose, A.R. Lao, E.R. Mendoza, Reaction networks and kinetics of biochemical systems, *Math. Biosci.* **283** (2017) 13–29.
- [3] B. Boros, On the Positive Steady States of Deficiency One Mass Action Systems, PhD thesis, Eötvös Loránd University (2013).
- [4] H. Fariñas, E. Mendoza, A. Lao, Chemical reaction network decompositions and realizations of S-systems, *Philippine Science Letters* **14**(1) (2021).
- [5] H. Fariñas, E. Mendoza, A. Lao, Structural properties of an S-system model of *Mycobacterium tuberculosis* gene regulation, *Philippine Journal of Science* **149**(3) (2020) 539–555.
- [6] M. Feinberg, Chemical reaction network structure and the stability of complex isothermal reactors I: The deficiency zero and deficiency one theorems, *Chem. Eng. Sci.* **42** (1987) 2229–2268.
- [7] M. Feinberg, *Foundations of Chemical Reaction Network Theory*, Springer, 2019.
- [8] M. Feinberg, Lectures on chemical reaction networks, University of Wisconsin, 1979. Available at <https://crnt.osu.edu/LecturesOnReactionNetworks>.
- [9] L.L. Fonseca, C. Sanchez, H. Santos, E.O. Voit, Complex coordination of multi-scale cellular responses to environmental stress, *Mol. Biosyst.* **7** (2011) 731–741.
- [10] L. Fontanil, E. Mendoza, Common complexes of decompositions and complex balanced equilibria of chemical reaction networks, *MATCH Commun. Math. Comput. Chem.* **87** (2022) 329–366.

- [11] N. Fortun, E. Mendoza, L. Razon, A. Lao, A deficiency-one algorithm for power-law kinetic systems with reactant-determined interactions, *J. Math. Chem.* **56** (2018) 2929–2962.
- [12] N. Fortun, A. Lao, L. Razon, E. Mendoza, A deficiency zero theorem for a class of power-law kinetic systems with non-reactant-determined interactions, *MATCH Commun. Math. Comput. Chem.* **81**(3) (2019) 621–638.
- [13] N. Fortun, A. Lao, E. Mendoza, L. Razon, Determining the possibility of multistationarity in a model of the Earth carbon cycle with direct air capture, arXiv: 2405.17058.
- [14] B. Hernandez, D. Amistas, R. De la Cruz, L. Fontanil, A. de los Reyes V, E. Mendoza, Independent, incidence independent and weakly reversible decompositions of chemical reaction networks, *MATCH Commun. Math. Comput. Chem.* **87** (2022) 367–396.
- [15] B. Hernandez, R. De la Cruz, Independent decompositions of chemical reaction networks, *Bull. Math. Biol.* **83** (2021) 76.
- [16] B. Hernandez, P. Lubenia, M. Johnston, J. Kim, A framework for deriving analytic steady states of biochemical reaction networks, *PLoS Comput. Biol.* **19** (2023) e1011039.
- [17] B. Hernandez, P. Lubenia, E. Mendoza, Equilibria decomposition-based comparison of reaction networks of Wnt signaling, accepted in *MATCH Commun. Math. Comput. Chem.*
- [18] B.S. Hernandez, E.R. Mendoza, Weakly reversible CF-decompositions of chemical kinetic systems, *J. Math. Chem.* **60** (2022) 799–829.
- [19] B.S. Hernandez, E.R. Mendoza, Positive equilibria of power law kinetics on networks with independent linkage classes, *J. Math. Chem.* **61** (2023) 630–651.
- [20] H. Hong, B.S. Hernandez, J. Kim, J.K. Kim, Computational translation framework identifies biochemical reaction networks with special topologies and their long-term dynamics, *SIAM J. Appl. Math.* **83** (2023) 1025-1048.
- [21] F. Horn, R. Jackson, General mass action kinetics, *Arch. Ration. Mech. Anal.* **47** (1972) 187–194.
- [22] A. Lao, P. Lubenia, D. Magpantay, E. Mendoza. Concentration Robustness in LP Kinetic Systems. *MATCH Commun. Math. Comput. Chem.* **88** (2022) 29–66.
- [23] Y. Lee and E.O. Voit, Mathematical modeling of monolignol biosynthesis in populus xylem, *Math. Biosci.* **228** (2010) 78–89.
- [24] P. Lubenia, DEcompositions of Chemical rEaction NeTworks, Available online: <https://github.com/pvnlubenia/DECENT-MATLAB->.
- [25] P. Lubenia, INdependent DEComposition of networkS, Available online: <https://github.com/pvnlubenia/INDECS>.
- [26] P. Lubenia, E. Mendoza, A. Lao, Comparative analysis of kinetic realizations of insulin signaling, *J. Theor. Biol.* **577** (2024) #111672.
- [27] P. Lubenia, E. Mendoza, A. Lao, Comparison of reaction networks of insulin signaling

- [28] A. MacLean, Z. Rosen, H. Byrne, H. Harrington, Parameter-free methods distinguish Wnt pathway models and guide design of experiments, *Proc. Natl. Acad. Sci. U.S.A.* **112** (2015) 2652–2657.
- [29] G. Magombedze, N. Mulder, Understanding TB latency using computational and dynamic modelling procedures, *Infect. Genet. Evol.* **13** (2013) 267–283.
- [30] N. Meshkat, A. Shiu, A. Torres, Absolute concentration robustness in networks with low-dimensional stoichiometric subspace *Vietnam J. Math.* **50** (2022) 623–651.
- [31] E.R. Mendoza, D.A.S.J. Talabis, E.C. Jose, L.F. Fontanil, Absolute concentration robustness in rank 1 kinetic systems *MATCH Commun. Math. Comput. Chem.* **91** (2024) 453–482.
- [32] E. Nyman, M.R. Rajan, S. Fagerholm, C. Brännmark, G. Cedersund, P. Strålfors, P., A single mechanism can explain network-wide insulin resistance in adipocytes from obese patients with type 2 diabetes, *J. Biol. Chem.* **289** (2014) 33215–33230.
- [33] R. Schmitz, The Earth’s carbon cycle: Chemical engineering course material, *Chem. Engin. Edu.* **36** (2002) 296–309.
- [34] Y. Schmitz, K. Rateitschak, O. Wolkenhauer, Analysing the impact of nucleocytoplasmic shuttling of  $\beta$ -catenin and its antagonists APC, Axin and GSK3 on Wnt/ $\beta$ -catenin signalling, *Cell. Signal.* **25** (2013) 2210–2221.
- [35] A.R. Sedaghat, A. Sherman, M.J. Quon, A mathematical model of metabolic insulin signaling pathways, *Am. J. Physiol.-Endocrinol. Metab.* **283** (2002) E1084–E1101.
- [36] G. Shinar, M. Feinberg, Structural sources of robustness in biochemical reaction networks, *Science* **327** (2010) 1389–1391.
- [37] D.A.S.J. Talabis, E.R. Mendoza, Network transformation-based analysis of biochemical systems, accepted in *J. Math. Biol.* (2024)
- [38] L. Tan, A generalized framework of linear multivariable control. Butterworth-Heinemann, Elsevier. (2017) 38–40.