
Prompting Strategies for Enabling Large Language Models to Infer Causation from Correlation

Eleni Sgouritsa¹ Virginia Aglietti¹ Yee Whye Teh¹ Arnaud Doucet¹ Arthur Gretton¹ Silvia Chiappa¹

Abstract

The reasoning abilities of Large Language Models (LLMs) are attracting increasing attention. In this work, we focus on causal reasoning and address the task of establishing causal relationships based on correlation information, a highly challenging problem on which several LLMs have shown poor performance. We introduce a prompting strategy for this problem that breaks the original task into fixed subquestions, with each subquestion corresponding to one step of a formal causal discovery algorithm, the PC algorithm. The proposed prompting strategy, PC-SUBQ, guides the LLM to follow these algorithmic steps, by sequentially prompting it with one subquestion at a time, augmenting the next subquestion’s prompt with the answer to the previous one(s). We evaluate our approach on an existing causal benchmark, CORR2CAUSE: our experiments indicate a performance improvement across five LLMs when comparing PC-SUBQ to baseline prompting strategies. Results are robust to causal query perturbations, when modifying the variable names or paraphrasing the expressions.

1. Introduction

Advances in scaling Large Language Models (LLMs) and training data sizes have led to unprecedented capabilities across a wide range of tasks. Several works (Huang & Chang, 2023; Sun et al., 2023) focus on enhancing LLMs on various reasoning tasks, such as arithmetic, common-sense, logical or causal reasoning. It is often argued that the ability to demonstrate reasoning cannot be solely overcome by increasing model scale (Rae et al., 2021, *inter alia*). An active area of research is therefore investigating prompting approaches in order to elicit and enhance reasoning in LLMs (Qiao et al., 2023). Wei et al. (2022) proposed Chain-of-Thought (COT) prompting, where a language model is

prompted to generate a series of thoughts that mimic the reasoning process a person might employ when solving a task. For settings in which the problem to solve is harder than the demonstration examples, various works suggest to decompose the original complex task into simpler subtasks that are easier to solve (Zhou et al., 2023a; Khot et al., 2023; Dua et al., 2022).

Among the different reasoning capabilities, the ability to reason about cause and effect is fundamental to human intelligence, playing a pivotal role in scientific understanding and accurate decision-making. Most existing research on causal reasoning and LLMs investigates whether they can serve as a knowledge base for causal relationships (Kiciman et al., 2023; Willig et al., 2022; Zečević et al., 2023; Long et al., 2022), thus assessing the *commonsense reasoning* capabilities of LLMs. More recent work (Jin et al., 2023; 2024) focuses, instead, on their *formal (pure) causal reasoning* skills, i.e., their ability to reason using known procedures and formal rules from the causal inference literature (Pearl, 2000; Pearl & Mackenzie, 2018; Spirtes et al., 2000). One such ability, studied in Jin et al. (2024), is that of *inferring causal relationships from correlation statements*. In this case, correlations or conditional independencies about a set of variables are given in natural language, for instance, “Ice cream sales correlate with shark attacks”, and the validity of a causal relationship between a pair of variables is inferred, for instance, whether “Ice cream sales cause shark attacks”. This is an important skill for LLMs as the training corpus may not directly contain certain causal relationships between variables, but instead events’ co-occurrence or correlation statements. To this end, Jin et al. (2024) formulated CORR2CAUSE, a causal benchmark that assesses this ability, on which they showed LLMs to perform poorly.

Expanding the task of inferring causal relationships from correlation statements, one could more generally *infer the causal structure from correlation statements*, that is, identify the entire structure instead of a specific causal relationship between a pair of variables. We refer to this task as *Natural Language Causal Discovery* (NL-CD) to contrast it with standard/statistical *Causal Discovery* (S-CD) considered in the statistical causality literature (Pearl, 2000; Pearl & Mackenzie, 2018; Spirtes et al., 2000), that identifies the causal graph based on observed data. NL-CD, instead, is an

¹Google DeepMind, London, UK. Correspondence to: Eleni Sgouritsa <eleni.sgouritsa@google.com>.

LLM task that is based on natural language correlation statements. Even though there exist known statistical algorithms for certain causal tasks, our goal is to instead investigate the ability of LLMs to solve such tasks. This motivation is also shared in Jin et al. (2024) and Jin et al. (2023) for causal tasks, in Markeeva et al. (2024) and Veličković et al. (2022) for algorithmic tasks and in other works for arithmetic tasks. In this work, we address NL-CD by introducing a prompting strategy, PC-SUBQ. Inspired by prompting approaches that decompose a complex task into simpler ones, PC-SUBQ leverages one of the most widely used algorithms for S-CD, the PC algorithm (Spirtes et al., 2000), in order to decompose the NL-CD task. In particular, PC-SUBQ decomposes the original task into several *fixed* subtasks, each corresponding to one step of the PC algorithm. We guide the LLM to follow these PC steps by having few-shot examples for each subtask and sequentially prompting the LLM, augmenting the next subtask with the answer(s) to the previous one(s). Given the final inferred graph, one can subsequently pose various causal queries, such as the ones included in CORR2CAUSE. We assess PC-SUBQ on CORR2CAUSE and consistently observe improved performance compared to existing prompting strategies across five LLMs. Moreover, unlike models fine-tuned on CORR2CAUSE (Jin et al., 2024), LLMs’ performance using PC-SUBQ is robust to query perturbations: even though the few-shot examples are based on CORR2CAUSE textual expressions, performance does not drop when variable names are modified or expressions are paraphrased. In summary, our main contributions are:

- We propose a prompting strategy that addresses NL-CD by guiding the LLM to reason through applying the PC algorithm steps, thus also offering transparent and interpretable reasoning steps.
- We evaluate PC-SUBQ on CORR2CAUSE and show that it outperforms a range of widely used prompting strategies across five LLMs.
- We show that PC-SUBQ is robust to causal query perturbations in terms of variable renaming and paraphrasing, and can be applied unchanged to examples with natural stories.

2. Related Work

Causal reasoning and LLMs There is an increasing attention on the strengths and limitations of LLMs on causal tasks (Kıcıman et al., 2023; Willig et al., 2022; Zečević et al., 2023; Zhang et al., 2023). A large body of existing literature assesses how well LLMs capture commonsense and domain knowledge about causal relations (Kıcıman et al., 2023; Long et al., 2022; Zhang et al., 2023; Tu et al., 2023; Vashishtha et al., 2023; Jiralerspong et al., 2024). Consider, for example, the BIG-bench Cause and Effect task of deciding which of the two events, "The driver turned

the wipers on" and "It started raining", caused the other (Authors, 2023). This question could be answered by using commonsense knowledge about the purpose of wipers. Commonsense knowledge captured by LLMs can be used alongside existing causal methods as a proxy for human domain knowledge (Kıcıman et al., 2023; Long et al., 2022; 2023). Indeed, recent studies suggest to improve S-CD methods either by incorporating LLMs’ imperfect knowledge about causal relationships (Long et al., 2023; Abdulaal et al., 2024) or through providing an LLM-based oracle of conditional independence relations as input to the PC algorithm (Cohrs et al., 2024). On a more critical perspective, Willig et al. (2022) and Zečević et al. (2023) argue that LLMs are just “causal parrots” which recite the causal knowledge embedded in the training data, and so we cannot expect any sort of generalisation.

Another way of inferring causal relationships is through formal causal reasoning, that is, by employing known rules and algorithms from the causal inference literature (Pearl, 2000; Spirtes et al., 2000) to reach a causal conclusion. In this case, the inference rules hold independently of the specific instantiation of the variables, as opposed to commonsense reasoning which highly relies on the semantics of the variable names. Jin et al. (2024) and Jin et al. (2023) analyse the difference between these two reasoning abilities, i.e., commonsense and formal causal reasoning, and introduce benchmarks, CORR2CAUSE and CLADDER, respectively, to test the formal causal reasoning abilities of LLMs. Specifically, CORR2CAUSE consists of queries about causal relationships given correlation statements, while CLADDER asks causal inference queries across all rungs of the Ladder of Causation (Pearl & Mackenzie, 2018) for a given underlying causal graph. Both works observe that it is highly challenging for a range of LLMs to answer these causal queries. In particular, Jin et al. (2024) mainly evaluate off-the-shelf or fine-tuned LLMs on CORR2CAUSE and find them to perform poorly or not to be robust to causal query perturbations. We instead propose a multi-step prompting strategy (PC-SUBQ) that is robust to causal query perturbations, produces interpretable reasoning steps and does not require LLM retraining.

Prompting strategies Since the popularization of few-shot prompting (Brown et al., 2020), there has been a lot of follow-up work on prompting strategies. In Chain-of-Thought (CoT) prompting (Wei et al., 2022), a few chain of thought demonstrations are provided as examples in the prompt. This significantly improves the ability of LLMs to perform complex reasoning on a range of tasks, with examples of surpassing even fine-tuned models. To address more complicated tasks, several follow-up works suggest to decompose the original complex task into simpler subtasks that are easier to solve (Zhou et al., 2023a; Khot et al., 2023; Dua et al., 2022). Least-to-most prompting (Zhou et al., 2023a) solves these simpler problems in sequence,

with each subproblem being facilitated by previously solved ones. Unlike least-to-most prompting that infers the subquestions using an appropriate prompt, we instead design a *fixed* set of subquestions that is used unchanged across the whole dataset. For that, we take advantage of the fact that there is a common underlying (causal) algorithm that can be followed to solve all causal queries, so we design the subproblems accordingly to correspond to the PC steps. Jin et al. (2023) use a prompting strategy comprising of a chain of subquestions without demonstrations, in order to answer various causal query types based on a given causal graph. Unlike the above works, we do not carry over to the next subquestion all history of previous ones, but propagate much less information (usually just the final answer to the previous subquestion) in order to save context length and guide the LLM to focus on the most relevant parts of information. Finally, our work connects to literature on algorithmic reasoning (Zhou et al., 2023b; Sel et al., 2023; Nye et al., 2021). Zhou et al. (2023b) use an algorithmic prompt to unlock algorithmic reasoning abilities in LLMs.

3. Preliminaries

Graph definitions A graph $\mathcal{G} := \langle \mathbf{X}, \mathbf{E} \rangle$ consists of a set of nodes \mathbf{X} and a set of edges \mathbf{E} connecting the nodes. An *undirected graph* consists of undirected edges denoted as $X - Y$, while a *directed graph* has directed edges denoted as $X \rightarrow Y$. A *path* from X to Y is a sequence of distinct nodes (X, \dots, Y) in which there is an edge between every pair of successive nodes. A *directed path* is a path whose edges are directed and pointing from preceding towards following nodes. A *Directed Acyclic Graph* (DAG) is a directed graph with no cycles, i.e. no directed paths starting and ending at the same node. The *skeleton* of a DAG is the undirected graph resulting from ignoring all arrowheads. When $X \rightarrow Y$, X is called the *parent* of Y and, consequently, Y the *child* of X . A *collider* is a node where at least two arrowheads meet, for example, in the path (X, Z, Y) , Z is a collider if $X \rightarrow Z$ and $Y \rightarrow Z$. A *v-structure* consists of two edges whose arrows point to the same node and whose tails are not connected by an edge: for example, the path (X, Z, Y) forms a v-structure if $X \rightarrow Z$, $Y \rightarrow Z$ and X and Y are not connected. A path between two nodes is said to be *unblocked* conditioned on a set of nodes \mathbf{Z} , if for every collider W in the path, either W or a descendant of W is in \mathbf{Z} and no non-collider in the path is in \mathbf{Z} . A *blocked* path is a path that is not unblocked. Two disjoint sets of nodes \mathbf{A} and \mathbf{B} are said to be *d-separated* given a set of node \mathbf{Z} if every path between any node in \mathbf{A} and any node in \mathbf{B} is blocked conditioned on \mathbf{Z} .

Markov condition Consider the nodes in a DAG \mathcal{G} representing random variables with $P(\mathbf{X})$ denoting their joint

distribution.¹ The joint distribution is *Markov* to \mathcal{G} if the following condition, called the *Markov condition*, holds for all $\mathbf{A}, \mathbf{B}, \mathbf{Z}$: \mathbf{A}, \mathbf{B} d-separated given \mathbf{Z} in $\mathcal{G} \Rightarrow \mathbf{A} \perp\!\!\!\perp \mathbf{B} \mid \mathbf{Z}$. In other words, the Markov condition entails a set of conditional independence relations which can be found by the d-separations encoded in the graph. Two DAGs are called Markov equivalent or alternatively said to belong to the same Markov Equivalence Class (MEC) if they entail the same set of conditional independence relations and can be compactly represented as a partially directed graph, so-called Completed Partially Directed Acyclic Graph (CPDAG).

Causal discovery A causal DAG is a DAG in which edges represent causal influence, with $X \rightarrow Y$ denoting that X is a direct cause of Y . Causal Discovery (CD) is the task of (possibly partially) learning the causal DAG between a set of variables based on a data sample from their joint distribution. CD methods can be categorised into constraint-based (Spirtes et al., 2000), score-based-methods (Chickering, 2002) and methods restricting the function class (Shimizu et al., 2006; Hoyer et al., 2008; Peters et al., 2014). Constraint-based methods rely on conditional independence tests between the variables \mathbf{X} in order to rule-out edges in the constructed DAG, assuming faithfulness, that is that the only conditional independencies are those implied by d-separation (Spirtes et al., 2000). The Peter-Clark (PC) algorithm (Spirtes et al., 2000) is one of the most widely used constraint-based methods, that assumes no unobserved confounders (direct common causes of two or more measured variables). Its final output is a CPDAG or equivalently a MEC, including DAGs, entailing the same set of conditional independence relations, which cannot be further distinguished without additional assumptions.

CORR2CAUSE benchmark We provide a description of the CORR2CAUSE benchmark (Jin et al., 2024), which we use in our evaluations. Each CORR2CAUSE record consists of three parts: a *Premise* consisting of correlation statements, a *Hypothesis* with the causal question and a binary *Output Label* to be predicted indicating whether the hypothesis is valid (1) or invalid (0). For example:

Premise: Suppose there is a closed system of 3 variables A, B and C . All the statistical relations among these 3 variables are as follows: A correlates with C . B correlates with C . However, A is independent of B . *Hypothesis:* A directly causes C .
Output Label: 1

The benchmark is constructed as follows. First, all unique DAGs with $N = 2, \dots, 6$ nodes are generated. For every DAG, the Markov condition implies certain conditional independencies based on which DAGs are clustered into

¹For simplicity, we henceforth refer to a DAG with its nodes representing random variables jointly distributed according to $P(\mathbf{X})$ simply as a DAG.

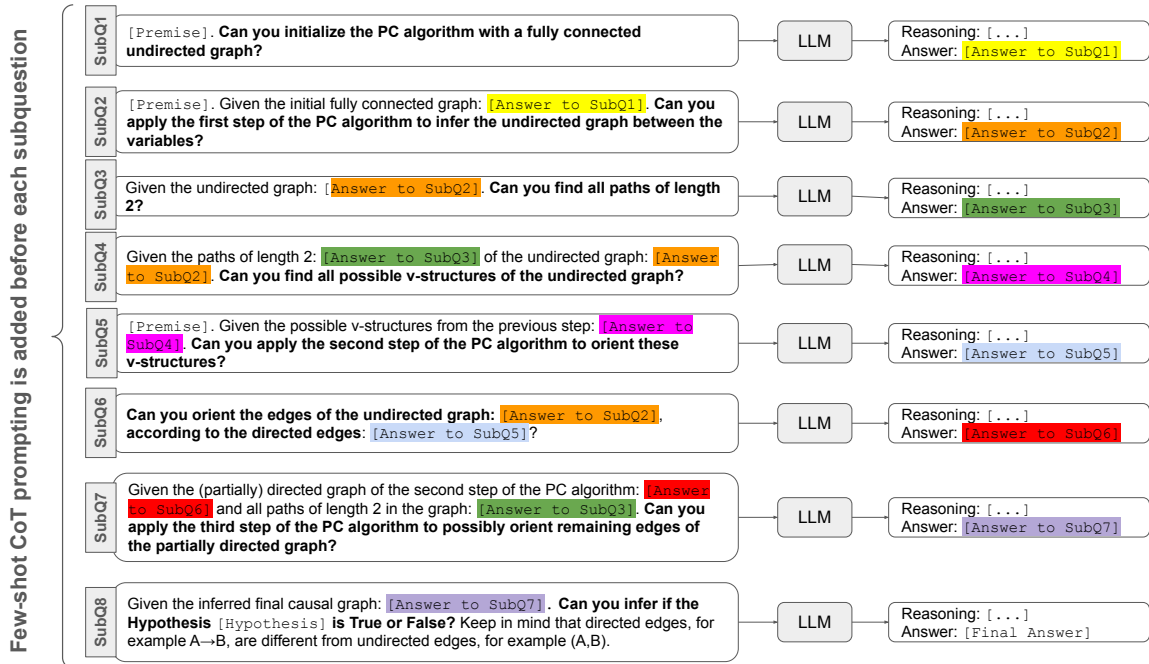


Figure 1: The 8 fixed subquestions of PC-SUBQ. [Premise] and [Hypothesis] are placeholders for the input Premise and Hypothesis, respectively, while [Answer to SubQi] and [Final Answer] are placeholders for the output intermediate and final answers, respectively. [...] represents some reasoning text that we expect from the LLM. The colors demonstrate how the answers to previous subquestions are passed as input to the next ones. Few-shot CoT examples are prepended to each subquestion (see Fig. 2)

MECs. For each MEC, several causal hypotheses between every pair of variables are considered, such as direct causation (as in the *Hypothesis* of the example above), confounding or mediating. Given a set of conditional independencies and a causal hypothesis as input, the output label represents the validity of the hypothesis and is generated as follows: if all DAGs in the MEC (implying the given conditional independencies) satisfy the given hypothesis, then the hypothesis is deemed valid, otherwise it is deemed invalid. Everything is, then, verbalised into natural language, with the verbalised sets of conditional independencies comprising the *Premise*. Variable names are kept symbolic, i.e., A, B, C, \dots , as in the example above, to disentangle the formal from the commonsense reasoning abilities of LLMs. For a detailed description on the dataset construction one could refer to Jin et al. (2024).

4. Proposed Prompting Strategy: PC-SUBQ

We address the NL-CD task of inferring causal structure from correlation statements. Prompting an LLM to decompose a complex problem into simpler ones was recently shown to improve performance (Zhou et al., 2023a; Khot et al., 2023; Dua et al., 2022). Inspired by this, we propose a prompting strategy, PC-SUBQ, which exploits the steps of a popular CD algorithm, the PC algorithm (Spirtes et al.,

2000), in order to decompose the NL-CD task. In particular, we break the original task into several *fixed* subquestions, each corresponding to one step of the PC algorithm (Fig. 1). We explicitly guide the LLM to follow these steps, by sequentially prompting the LLM with one PC subquestion at a time, augmenting the next subquestion’s prompt with the answer(s) to the previous one(s). Few-shot CoT examples (Wei et al., 2022) are provided for every subquestion with demonstrations of how to solve this specific subquestion (Fig. 2). Subquestions and corresponding few-shots examples are used unchanged across all NL-CD queries, since PC is a common algorithm that can be followed to solve all such causal queries.

Figure 1 shows the 8 fixed PC-SUBQ subquestions that we designed. PC-SUBQ sequentially prompts the LLM with one of these 8 subquestions at a time. The coloring scheme demonstrates how answers to previous subquestions are passed to the next ones, augmenting subsequent prompts. Notice that the rest of the history, for instance the reasoning steps, is not used in the prompt construction of following subquestions. This allows reducing the context length while enabling the LLM to focus on the most relevant information for solving the specific sub-task at hand. [Premise] and [Hypothesis] refer to the given conditional independence or correlation statements and to the

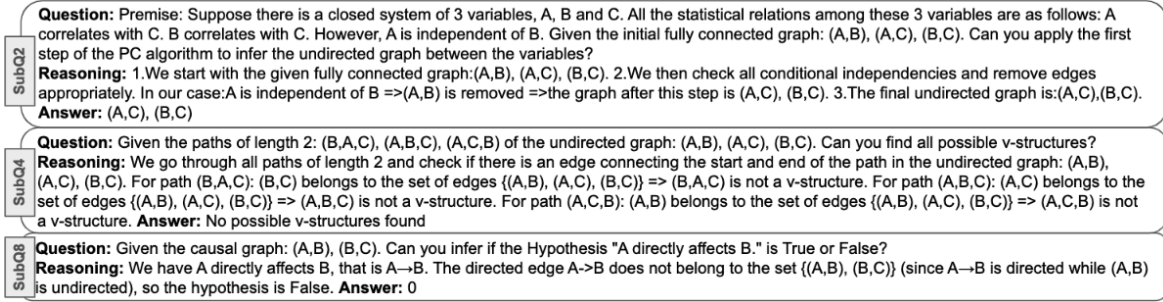


Figure 2: Indicative few-shot examples prepended to PC-SUBQ subquestions (see Fig. 1).

queried hypothesis about causal relationships, respectively (see also CORR2CAUSE in Sec. 3). In the following, we first provide the steps of the PC algorithm (Spirtes et al., 2000) and then their correspondence to our subquestions:

0. **Initialise fully connected graph:** Construct a complete undirected graph of all variables.
1. **Construct skeleton:** Eliminate as many edges as possible using conditional independence relations: remove edge $X - Y$ if X is independent of Y given some conditioning set Z .
2. **Orient edges to form v-structures:** For all paths (X, Z, Y) , such that edge $X - Y$ is absent and Z is not in any conditioning set that makes X and Y independent: orient arrows such that a v-structure is created, i.e., $X \rightarrow Z$ and $Y \rightarrow Z$.
3. **Orient edges to not form extra v-structures:** Possibly orient some more edges such that no extra v-structures are introduced: For paths (X, Z, Y) with only one of the two edges oriented towards Z , orient the other edge away from Z .

The correspondence between subquestions (SUBQ) and PC algorithm steps is as follows: SUBQ 1 refers to step 0 of the PC algorithm, SUBQ 2 to step 1, SUBQ 3-6 to step 2 and SUBQ 7 to step 3. The third step of the PC algorithm, orienting v-structures, is the most complicated one, thus it was split into more fine-grained steps corresponding to four subquestions. Overall, SUBQ 1-7 correspond to the four steps of the PC algorithm, and aim to guide the LLM to infer the (possibly partially directed) causal graph. The last SUBQ 8 questions, instead, the validity of the causal hypothesis between a pair of variables given the causal graph inferred from the previous seven subquestions. We prepend few-shot examples, each with a CoT reasoning, to each subquestion. We use 1-4 shots per subquestion except for SUBQ 8 that uses 11 shots with diverse examples covering a range of possible causal hypotheses. Figure 2 depicts some indicative shots for some of the subquestions, while all few-shot examples are provided in Appendix A. Notice that the few-shot CoT examples that are provided for one subquestion are “independent” of the examples provided for

another, in the sense that they only demonstrate how to solve this *specific* subquestion and not any of the previous ones. This allows the demonstrations for two subquestions to not necessarily refer to the same example query: for instance, in Fig. 2, the shot for SUBQ 4 refers to 3 variables, whereas the shot for SUBQ 5 refers to 4 variables.

Even though the few shots prepended to each subquestion (see Fig.2) are based on CORR2CAUSE, PC-SUBQ can be used unchanged, i.e., with the subquestions and corresponding few shots fixed, with other benchmarks assessing LLMs’ NL-CD skills. For instance, benchmarks containing natural variable names/scenarios, instead of symbolic, could be considered more appealing. A case study towards creating such a benchmark is provided in Jin et al. (2024) and, in the next section, we provide PC-SUBQ’s output on such natural causal queries. Moreover, PC-SUBQ is robust to perturbations of the causal queries, such as different instantiation of the variables or paraphrasing (see Sec. 5).

5. Results

In the following, we first present results with our proposed PC-SUBQ strategy on CORR2CAUSE using a diverse list of five LLMs and compare them to the baseline prompting strategies depicted in Fig. 3. Specifically, we evaluate on the test partition of CORR2CAUSE:² we do not use the training and validation partitions since we are not performing any fine-tuning. We then analyse the robustness of PC-SUBQ to variable renaming and paraphrasing, including some natural story scenarios. Finally, we present a per partition performance analysis for two dataset partitions: per hypothesis and per number of variables. For all our results, we report two evaluation metrics: F1-score and accuracy, with the former being our main metric (similar to Jin et al. (2024)), since the dataset is imbalanced (15.23% of the test set has positive label).

²We used the test partition of data_2class from the CORR2CAUSE dataset v1.0 (<https://huggingface.co/datasets/causalnlp/corr2cause>), consisting of 2246 samples.

Prompting Strategies for LLMs to Infer Causation from Correlation

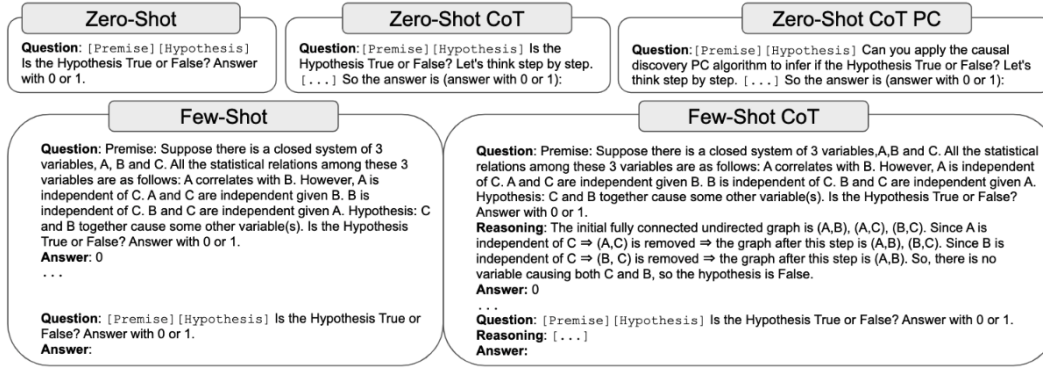


Figure 3: Five prompting strategies to compare PC-SUBQ with. [Premise] and [Hypothesis] are placeholders for the Premise and Hypothesis, respectively, while [...] represents some reasoning text that we expect from the LLM. For both few-shot strategies only one indicative example is shown.

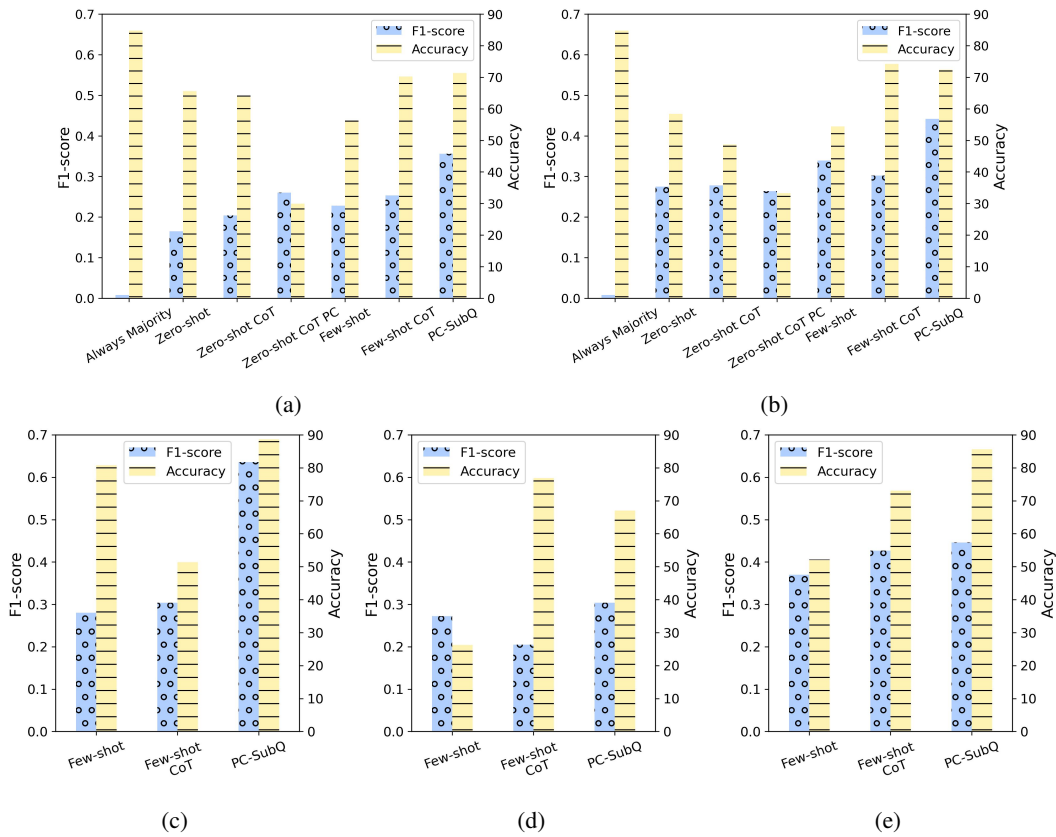


Figure 4: F1-score and accuracy metrics for a range of prompting strategies using (a) Gemini Pro 1.0., (b) Gemini Ultra 1.0, (c) PaLM 2 L, (d) GPT-3.5-turbo and (e) GPT-4-turbo. PC-SUBQ outperforms all other prompting strategies as measured by our main metric (F1-score).

PC-SUBQ vs. other prompting strategies We evaluate PC-SUBQ using five LLMs, namely Gemini Pro 1.0 (Gemini Team Google, 2023), Gemini Ultra 1.0 (Gemini Team Google, 2023), PaLM 2 of Large model size (PaLM 2 L) (Google and et al., 2023) and two GPT-family LLMs

(Brown et al., 2020; OpenAI, 2023): GPT-3.5-turbo³ and GPT-4-turbo.⁴ Figure 4 illustrates the results, with each plot

³<https://platform.openai.com/docs/models/gpt-3-5-turbo>.

⁴<https://platform.openai.com/docs/models/gpt-4-turbo-and-gpt-4>.

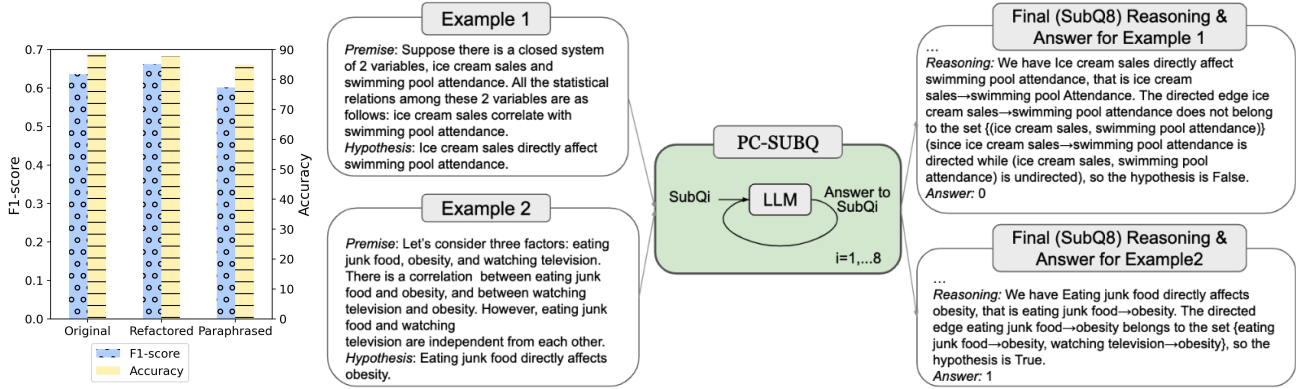


Figure 5: *Left:* Performance using original, refactored and paraphrased PC-SUBQ prompts, showing robustness to these perturbations. *Right:* PC-SUBQ reasoning and answers on two natural story examples. Output is correct even though natural story examples were never presented as few-shots.

referring to one of the five LLMs.⁵ The x-axis in all plots indicates the prompting strategy used: we compare PC-SUBQ with widely used prompting strategies, namely zero-shot, zero-shot CoT (Kojima et al., 2022), zero-shot CoT PC, few-shot, few-shot CoT (Wei et al., 2022). Zero-shot CoT PC suggests to the LLM to apply the PC algorithm. Figure 3 includes specific details for each of these five strategies: for the two few-shot strategies we only show an indicative shot, while the six shots that we use in total in our experiments are provided in Appendix B. "Always Majority" always outputs the majority (negative) class and as a result gives a very high accuracy but zero F1-score. We can observe that PC-SUBQ outperforms all the other prompting strategies, in terms of our main F1-score metric, across all five LLMs. In some cases the performance is improved by a large margin: remarkably, for PaLM 2, F1-score increases from 0.30 (few-shot CoT) to 0.64 (PC-SUBQ) with a corresponding accuracy of 88.7%.

Robustness analysis In the following, we analyse the robustness of PC-SUBQ to causal query perturbations. Jin et al. (2024) designed two robustness tests, variable refactorization and paraphrasing, with the purpose of determining whether the high performance of their fine-tuned models was only due to overfitting on the CORR2CAUSE training data. For variable refactorization, they modified the variable names from A, B, C, \dots to Z, Y, X, \dots , while for paraphrasing, they changed the expression describing the causal relation to a semantically equivalent alternative (e.g., "causes" to "affects"). Running the fine-tuned models on refactored and paraphrased CORR2CAUSE test sets, they observed a drastic performance drop, showing that these models had not robustly learned the causal skill as they failed to generalize out-of-distribution. Overfitting is not an issue

⁵GPT-4-turbo was only evaluated on a random 20% sample of the dataset due to the induced high cost.

in our case, since we do not retrain the LLMs. Nevertheless, inspired by this robustness analysis, we check robustness by perturbing PC-SUBQ prompts such that they differ from the causal queries in the test dataset (see Appendix C for an example). In particular, we modify PC-SUBQ few-shots and subquestions in terms of variable refactorizing and paraphrasing, while keeping the test set ($[Premise]$ and $[Hypothesis]$) fixed. Figure 5 (left) depicts the corresponding results using PaLM 2. Remarkably, the performance does not drop at all in case of refactorizing and only slightly drops in case of paraphrasing.

Finally, we performed one more robustness test. One could imagine further scenarios of variable refactorizing or paraphrasing by using natural instead of symbolic variable names, for instance, "Paracetamol is correlated with the capacity to empathize" instead of "A correlates with B". For tasks involving natural variable names, notice that it may be non trivial to determine whether the LLM used formal causal reasoning or commonsense knowledge to reach its answer. Nevertheless, these natural examples could be considered more appealing and of wider interest. Indeed, Jin et al. (2024) envision future extensions of the CORR2CAUSE dataset to various settings and provide a case study for how to generate more natural stories, with two such stories provided in their Appendix. Running PaLM 2 with PC-SUBQ (keeping the subquestions and few-shots fixed, containing only symbolic variable names) on these two natural stories produces correct reasoning traces and answers, as shown in Figure 5 (right). Only the output of the final SUBQ 8 is depicted, while the output of all subquestions can be found in Appendix D. Note that in both examples the reasoning and final answers are correct even though we did not provide any natural story examples as few-shots.

Per hypothesis and per number of variables analysis We additionally conducted an analysis partitioning the

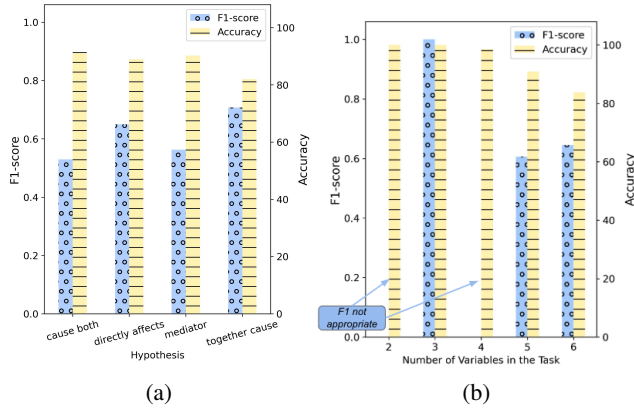


Figure 6: PC-SUBQ performance (a) per hypothesis and (b) per number of variables considered in the causal query, showing that more complex problems are harder to solve.

dataset into groups according to the hypothesis or according to the number of variables considered and determining the per group performance. Fig. 6a illustrates results per hypothesis for PaLM 2. Specifically, we partition into four groups depending on the expression used in the *Hypothesis* to describe the causal relation. We do not observe large differences in the performance across the four groups, with the "directly affect" and "together cause" relations being better compared to the other two. Additionally, Fig. 6b depicts the fine-grained performance when partitioning according to the number of variables, $N = 2, \dots, 6$, considered in the causal query. We can observe that the performance is much better (close to 100% accuracy) when $N = 2, 3, 4$, whereas there is a performance drop when the problem complexity increases ($N = 5, 6$). When $N = 2$ or $N = 4$, we do not report F1-score, as these subgroups only consist of records with negative validity label.

6. Discussion and Conclusion

We introduced PC-SUBQ, a prompting strategy that enables LLMs to improve their performance on the task of inferring causal relationships from correlation statements. PC-SUBQ decomposes the original NL-CD task into several *fixed* subquestions, corresponding to the PC algorithm steps, which compose the prompt chain given to an LLM. Evaluated on CORR2CAUSE, PC-SUBQ outperforms a range of widely used prompting strategies across five LLMs. Furthermore, performance is robust to different variable instantiations or paraphrased causal queries. Remarkably, applied to examples with natural stories, PC-SUBQ produces correct reasoning traces and answers, even though few-shot demonstrations only contain examples with symbolic variable names. Additionally, by guiding the LLM to reason through applying algorithmic steps, we gain more transparency and interpretability of the results: for instance, it is possible to

trace which steps are responsible for an erroneous final answer by inspecting the output. We provide such an example in Appendix E in which the erroneous final answer is only due to an error in the reasoning of the final SUBQ 8 (confusing a directed edge with an undirected one), while the inferred graph of SUBQ 7 and all previous reasoning traces and answers up to SUBQ 7 are correct. The proposed approach could be more generally applicable to address tasks that have a common underlying algorithm which can be applied to all examples to solve the task: each subquestion would then correspond to a step of this shared algorithm. Finally, as with all prompting frameworks, there is no need to fine-tune a model using several thousands of annotated examples; instead, only a few (often less than 10) demonstrations are enough.

Our work has the following limitations. Current evaluations refer only to the output of the final SUBQ 8, for which we have ground truth available. Intermediate evaluations would be desirable in order to quantitatively assess intermediate answers, instead of only qualitatively inspecting the reasoning traces (as in Appendix E). It would be particularly interesting to have evaluations for the output of SUBQ 7, i.e., the inferred causal graph. Nevertheless, since the causal hypotheses of CORR2CAUSE cover causal relationships between *every* pair of variables, current evaluations should be representative of the quality of the inferred graph. Additionally, compared to few-shot prompting that requires only one LLM call, the proposed chain of prompts induces increased inference time due to the 16 LLM calls, two per subquestion for the reasoning and answer parts, needed. Future work should thus focus on making the strategy more efficient. Furthermore, when the task complexity increases, as measured by the number of variables, performance is affected. This limitation might be mitigated for natural stories, since they often do not refer to more than 3 or 4 variables. Indeed, our results with such natural scenarios are very promising. Areas of future research could include constructing more NL-CD benchmarks with natural stories, beyond the two available ones, on which to employ PC-SUBQ. The formal causal reasoning of PC-SUBQ could be further combined with the commonsense knowledge captured by LLMs for these scenarios. Finally, an alternative path to tackle NL-CD could be via Tool Use, by interrupting the LLM reasoning process and calling a registered Python tool (Yao et al., 2023; Parisi et al., 2022), with the PC algorithm implemented. Notice that the LLM would still be required to understand the task in order to appropriately convert the input for the Python function and decide when to call it. We think of these two paths as complementary: as with other tasks, such as the ability to multiply two numbers or solve a math or physics problem, it is desirable for the LLM to have certain skills and not solely rely on external tools, which also may not be always available.

References

- Abdulaal, A., adamos hadjivasiliou, Montana-Brown, N., He, T., Ijishakin, A., Drobnjak, I., Castro, D. C., and Alexander, D. C. Causal modelling agents: Causal graph discovery through synergising metadata- and data-driven reasoning. In *The Twelfth International Conference on Learning Representations*, 2024.
- Authors, B. Beyond the imitation game: Quantifying and extrapolating the capabilities of language models. *Transactions on Machine Learning Research*, 2023. ISSN 2835-8856.
- Brown, T., Mann, B., Ryder, N., Subbiah, M., Kaplan, J. D., Dhariwal, P., Neelakantan, A., Shyam, P., Sastry, G., Askell, A., et al. Language models are few-shot learners. In *Advances in Neural Information Processing Systems*, pp. 1877–1901, 2020.
- Chickering, D. M. Learning equivalence classes of Bayesian-network structures. *Journal of Machine Learning Research*, 2:445–498, 2002.
- Cohrs, K.-H., Diaz, E., Sitokonstantinou, V., Varando, G., and Camps-Valls, G. Large language models for constrained-based causal discovery. In *AAAI 2024 Workshop on “Are Large Language Models Simply Causal Parrots?”*, 2024.
- Dua, D., Gupta, S., Singh, S., and Gardner, M. Successive prompting for decomposing complex questions. In *Conference on Empirical Methods in Natural Language Processing*, pp. 1251–1265, 2022.
- Gemini Team Google. Gemini: A family of highly capable multimodal models. *arXiv preprint arXiv:2312.11805*, 2023.
- Google and, R. A., Dai, A. M., Firat, O., Johnson, M., Lepikhin, D., Passos, A., Shakeri, S., Taropa, E., Bailey, P., Chen, Z., Chu, E., Clark, J. H., Shafey, L. E., Huang, Y., Meier-Hellstern, K., Mishra, G., Moreira, E., Omernick, M., Robinson, K., Ruder, S., Tay, Y., Xiao, K., Xu, Y., Zhang, Y., Abrego, G. H., Ahn, J., Austin, J., Barham, P., Botha, J., Bradbury, J., Brahma, S., Brooks, K., Catasta, M., Cheng, Y., Cherry, C., Choquette-Choo, C. A., Chowdhery, A., Crepy, C., Dave, S., Dehghani, M., Dev, S., Devlin, J., Díaz, M., Du, N., Dyer, E., Feinberg, V., Feng, F., Fienber, V., Freitag, M., Garcia, X., Gehrmann, S., Gonzalez, L., Gur-Ari, G., Hand, S., Hashemi, H., Hou, L., Howland, J., Hu, A., Hui, J., Hurwitz, J., Isard, M., Ittycheriah, A., Jagielski, M., Jia, W., Kenealy, K., Krikun, M., Kudugunta, S., Lan, C., Lee, K., Lee, B., Li, E., Li, M., Li, W., Li, Y., Li, J., Lim, H., Lin, H., Liu, Z., Liu, F., Maggioni, M., Mahendru, A., Maynez, J., Misra, V., Moussalem, M., Nado, Z., Nham, J., Ni, E., Nystrom, A., Parrish, A., Pellat, M., Polacek, M., Polozov, A., Pope, R., Qiao, S., Reif, E., Richter, B., Riley, P., Ros, A. C., Roy, A., Saeta, B., Samuel, R., Shelby, R., Slone, A., Smilkov, D., So, D. R., Sohn, D., Tokumine, S., Valter, D., Vasudevan, V., Vodrahalli, K., Wang, X., Wang, P., Wang, Z., Wang, T., Wieting, J., Wu, Y., Xu, K., Xu, Y., Xue, L., Yin, P., Yu, J., Zhang, Q., Zheng, S., Zheng, C., Zhou, W., Zhou, D., Petrov, S., and Wu, Y. PaLM 2 technical report. *arXiv preprint arXiv:2305.10403*, 2023.
- Hoyer, P., Janzing, D., Mooij, J. M., Peters, J., and Schölkopf, B. Nonlinear causal discovery with additive noise models. *Advances in Neural Information Processing Systems*, 2008.
- Huang, J. and Chang, K. C.-C. Towards reasoning in large language models: A survey. In *Findings of the Association for Computational Linguistics: ACL 2023*, pp. 1049–1065, 2023.
- Jin, Z., Chen, Y., Leeb, F., Gresele, L., Kamal, O., Zhiheng, L., Blin, K., Adauto, F. G., Kleiman-Weiner, M., Sachan, M., and Schölkopf, B. CLadder: Assessing causal reasoning in language models. In *Advances in Neural Information Processing Systems*, 2023.
- Jin, Z., Liu, J., Lyu, Z., Poff, S., Sachan, M., Mihalcea, R., Diab, M. T., and Schölkopf, B. Can large language models infer causation from correlation? In *International Conference on Learning Representations*, 2024.
- Jiralerspong, T., Chen, X., More, Y., Shah, V., and Bengio, Y. Efficient causal graph discovery using large language models. *arXiv preprint arXiv:2402.01207*, 2024.
- Khot, T., Trivedi, H., Finlayson, M., Fu, Y., Richardson, K., Clark, P., and Sabharwal, A. Decomposed prompting: A modular approach for solving complex tasks. In *International Conference on Learning Representations*, 2023.
- Kıcıman, E., Ness, R., Sharma, A., and Tan, C. Causal reasoning and large language models: Opening a new frontier for causality. *arXiv preprint arXiv:2305.00050*, 2023.
- Kojima, T., Gu, S. S., Reid, M., Matsuo, Y., and Iwasawa, Y. Large language models are zero-shot reasoners. 2022.
- Long, S., Schuster, T., and Piché, A. Can large language models build causal graphs? In *NeurIPS 2022 Workshop on Causal Machine Learning for Real-World Impact*, 2022.
- Long, S., Piché, A., Zantedeschi, V., Schuster, T., and Drouin, A. Causal discovery with language models as imperfect experts. In *ICML Workshop on Structured Probabilistic Inference & Generative Modeling*, 2023.

- Markeeva, L., McLeish, S., Ibarz, B., Bounsi, W., Kozlova, O., Vitvitskyi, A., Blundell, C., Goldstein, T., Schwarzschild, A., and Veličković, P. The clrs-text algorithmic reasoning language benchmark. *arXiv preprint arXiv:2406.04229*, 2024.
- Nye, M., Andreassen, A. J., Gur-Ari, G., Michalewski, H., Austin, J., Bieber, D., Dohan, D., Lewkowycz, A., Bosma, M., Luan, D., et al. Show your work: Scratchpads for intermediate computation with language models. *arXiv preprint arXiv:2112.00114*, 2021.
- OpenAI. GPT-4 technical report. *arXiv preprint arXiv:2303.08774*, 2023.
- Parisi, A., Zhao, Y., and Fiedel, N. Talm: Tool augmented language models, 2022.
- Pearl, J. *Causality: Models, Reasoning, and Inference*. Cambridge University Press, 2000.
- Pearl, J. and Mackenzie, D. *The Book of Why: The New Science of Cause and Effect*. Basic Books, 2018.
- Peters, J., Mooij, J. M., Janzing, D., and Schölkopf, B. Causal discovery with continuous additive noise models. *Journal of Machine Learning Research*, 15:2009–2053, 2014.
- Qiao, S., Ou, Y., Zhang, N., Chen, X., Yao, Y., Deng, S., Tan, C., Huang, F., and Chen, H. Reasoning with language model prompting: A survey. In *Annual Meeting of the Association for Computational Linguistics (Volume 1: Long Papers)*, pp. 5368–5393, 2023.
- Rae, J. W., Borgeaud, S., Cai, T., Millican, K., Hoffmann, J., Song, F., Aslanides, J., Henderson, S., Ring, R., Young, S., et al. Scaling language models: Methods, analysis & insights from training gopher. *arXiv preprint arXiv:2112.11446*, 2021.
- Sel, B., Al-Tawaha, A., Khattar, V., Wang, L., Jia, R., and Jin, M. Algorithm of thoughts: Enhancing exploration of ideas in large language models. *CoRR*, abs/2308.10379, 2023. URL <https://doi.org/10.48550/arXiv.2308.10379>.
- Shimizu, S., Hoyer, P. O., Hyvärinen, A., Kerminen, A., and Jordan, M. A linear non-Gaussian acyclic model for causal discovery. *Journal of Machine Learning Research*, 7:2003–2030, 2006.
- Spirtes, P., Glymour, C. N., and Scheines, R. *Causation, Prediction, and Search*. MIT Press, 2000.
- Sun, J., Zheng, C., Xie, E., Liu, Z., Chu, R., Qiu, J., Xu, J., Ding, M., Li, H., Geng, M., et al. A survey of reasoning with foundation models. *arXiv preprint arXiv:2312.11562*, 2023.
- Tu, R., Ma, C., and Zhang, C. Causal-discovery performance of ChatGPT in the context of neuropathic pain diagnosis. *arXiv preprint arXiv:2301.13819*, 2023.
- Vashishtha, A., Reddy, A. G., Kumar, A., Bachu, S., Balasubramanian, V. N., and Sharma, A. Causal inference using llm-guided discovery. *arXiv preprint arXiv:2310.15117*, 2023.
- Veličković, P., Badia, A. P., Budden, D., Pascanu, R., Bano, A., Dashevskiy, M., Hadsell, R., and Blundell, C. The clrs algorithmic reasoning benchmark. In *International Conference on Machine Learning*, pp. 22084–22102. PMLR, 2022.
- Wei, J., Wang, X., Schuurmans, D., Bosma, M., Xia, F., Chi, E., Le, Q. V., Zhou, D., et al. Chain-of-thought prompting elicits reasoning in large language models. pp. 24824–24837, 2022.
- Willig, M., Zečević, M., Dhami, D. S., and Kersting, K. Can foundation models talk causality? In *UAI Workshop on Causal Representation Learning*, 2022.
- Yao, S., Zhao, J., Yu, D., Du, N., Shafran, I., Narasimhan, K., and Cao, Y. React: Synergizing reasoning and acting in language models. In *International Conference on Learning Representations*, 2023.
- Zečević, M., Willig, M., Dhami, D. S., and Kersting, K. Causal parrots: Large language models may talk causality but are not causal. *Transactions on Machine Learning Research*, 2023.
- Zhang, C., Bauer, S., Bennett, P., Gao, J., Gong, W., Hilmkil, A., Jennings, J., Ma, C., Minka, T., Pawlowski, N., and Vaughan, J. Understanding causality with large language models: Feasibility and opportunities. *arXiv preprint arXiv:2304.05524*, 2023.
- Zhou, D., Schärli, N., Hou, L., Wei, J., Scales, N., Wang, X., Schuurmans, D., Cui, C., Bousquet, O., Le, Q., and Chi, E. H. Least-to-most prompting enables complex reasoning in large language models. In *International Conference on Learning Representations*, 2023a.
- Zhou, H., Nova, A., Courville, A., Larochelle, H., Neyshabur, B., and Sedghi, H. Teaching algorithmic reasoning via in-context learning. In *International Conference on Learning Representations*, 2023b.

A. PC-SUBQ: Few-shot Examples per Subquestion

Tables 1-10 provide all few-shot examples prepended to every subquestion of PC-SUBQ. These can be used together with the five off-the-shelf LLMs to reproduce the performance of PC-SUBQ reported in Fig. 4. In the following, we provide some additional clarifications for Tables 1-10:

- (\cdot, \cdot) denotes an undirected edge, while $\cdot \rightarrow \cdot$ represents a directed one.
- For symbols “ \Rightarrow ” and “ \rightarrow ”, we use “ \Rightarrow ” and “ \rightarrow ”, respectively, in the prompts, and for variable names just capital letters A, B, C, \dots
- We perform two calls per subquestion: the first call extracts the *Reasoning* and is using exactly the prompt included in each subquestion’s Table below.⁶ The second call extracts the *Answer* and is using the previous prompt augmented with the *Reasoning* output of the first call and the “Answer:” string appended in the end.
- No other information is passed from previous subquestions to the prompt of the next ones apart from what is included in every subquestion’s Table below. For instance (see Table 3), SUBQ 3 only needs the [Answer to SUBQ 2]. All other previous history, such as the question, reasoning and answer of SUBQ 1 or the question and reasoning of SUBQ 2, is not propagated.

Table 1: Few-shot exemplars for SUBQ 1 followed by SUBQ 1 at the end.

Question: Premise: Suppose there is a closed system of 3 variables, A, B and C . All the statistical relations among these 3 variables are as follows: A correlates with C . B correlates with C . However, A is independent of B . Can you initialize the PC algorithm with a fully connected undirected graph?

Reasoning: Since our variables are $A, B, C \Rightarrow$ the initial fully connected undirected graph is $(A, B), (A, C), (B, C)$.

Answer: $(A, B), (A, C), (B, C)$

Question: [Premise]. Can you initialize the PC algorithm with a fully connected undirected graph?

Reasoning:

Table 2: Few-shot exemplars for SUBQ 2 followed by SUBQ 2 at the end.

Question: Premise: Suppose there is a closed system of 3 variables, A, B and C . All the statistical relations among these 3 variables are as follows: A correlates with C . B correlates with C . However, A is independent of B . Given the initial fully connected graph: $(A, B), (A, C), (B, C)$. Can you apply the first step of the PC algorithm to infer the undirected graph between the variables?

Reasoning:

1. We start with the given fully connected graph: $(A, B), (A, C), (B, C)$.

2. We then check all conditional independencies and remove edges appropriately. In our case: A is independent of $B \Rightarrow (A, B)$ is removed \Rightarrow the graph after this step is $(A, C), (B, C)$.

3. The final undirected graph is: $(A, C), (B, C)$.

Answer: $(A, C), (B, C)$

Question: [Premise]. Given the initial fully connected graph: [Answer to SubQ1]

Can you apply the first step of the PC algorithm to infer the undirected graph between the variables?

Reasoning:

⁶The Reasoning consists of the output of the LLM until the “Answer:” string is met.

Table 3: Few-shot exemplars for SUBQ 3 followed by SUBQ 3 at the end.

Question: Given the undirected graph: $(A, B), (A, D), (A, E), (B, C)$. Can you find all paths of length 2?

Reasoning: We go through all unordered pairs of edges in the undirected graph $(A, B), (A, D), (A, E), (B, C)$ above and find paths of length 2:

Since the edges (A, B) and (A, D) share a common node $A \Rightarrow (B, A, D)$ is a path of length 2.

Since the edges (A, B) and (A, E) share a common node $A \Rightarrow (B, A, E)$ is a path of length 2.

Since the edges (A, B) and (B, C) share a common node $B \Rightarrow (A, B, C)$ is a path of length 2.

Since the edges (A, D) and (A, E) share a common node $A \Rightarrow (D, A, E)$ is a path of length 2.

Since the edges (A, D) and (B, C) do not have a common node, they do not form a path of length 2.

Since the edges (A, E) and (B, C) do not have a common node, they do not form a path of length 2.

Answer: $(B, A, D), (B, A, E), (A, B, C), (D, A, E)$

Question: Given the undirected graph: (C, D) . Can you find all paths of length 2?

Reasoning: We go through all unordered pairs of edges in the undirected graph (C, D) above and find paths of length 2:

Since there is only one edge, there are no paths of length 2.

Answer: No paths of length 2 found.

Question: Given the undirected graph: $(A, C), (A, D), (B, C)$. Can you find all paths of length 2?

Reasoning: We go through all unordered pairs of edges in the undirected graph $(A, C), (A, D), (B, C)$ above and find paths of length 2:

Since the edges (A, C) and (A, D) share a common node $A \Rightarrow (C, A, D)$ is a path of length 2.

Since the edges (A, C) and (B, C) share a common node $C \Rightarrow (A, C, B)$ is a path of length 2.

Since the edges (A, D) and (B, C) do not have a common node, they do not form a path of length 2.

Answer: $(C, A, D), (A, C, B)$

Question: Given the undirected graph: [Answer to SubQ2] Can you find all paths of length 2?

Reasoning:

Table 4: Few-shot exemplars for SUBQ 4 followed by SUBQ 4 at the end.

Question: Given the paths of length 2: (B, A, C) , (A, B, C) , (A, C, B) of the undirected graph: (A, B) , (A, C) , (B, C) . Can you find all possible v-structures?

Reasoning: We go through all paths of length 2 and check if there is an edge connecting the start and end of the path in the undirected graph: (A, B) , (A, C) , (B, C) .

For path (B, A, C) : (B, C) belongs to the set of edges $\{(A, B), (A, C), (B, C)\} \Rightarrow (B, A, C)$ is not a v-structure.

For path (A, B, C) : (A, C) belongs to the set of edges $\{(A, B), (A, C), (B, C)\} \Rightarrow (A, B, C)$ is not a v-structure.

For path (A, C, B) : (A, B) belongs to the set of edges $\{(A, B), (A, C), (B, C)\} \Rightarrow (A, C, B)$ is not a v-structure.

Answer: No possible v-structures found

Question: Given the paths of length 2: (A, C, B) of the undirected graph: (A, C) , (B, C) . Can you find all possible v-structures?

Reasoning: We go through all paths of length 2 and check if there is an edge connecting the start and end of the path in the undirected graph: (A, C) , (B, C) .

For path (A, C, B) : (A, B) does not belong to the set of edges $\{(A, C), (B, C)\} \Rightarrow (A, C, B)$ is a possible v-structure.

Answer: (A, C, B)

Question: Given the paths of length 2: No paths of length 2 found of the undirected graph: (C, D) . Can you find all possible v-structures?

Reasoning: No paths of length 2 found \Rightarrow No possible v-structures found.

Answer: No possible v-structures found

Question: Given the paths of length 2: (B, A, D) , (A, B, D) , (A, D, B) , (A, D, C) , (B, D, C) of the undirected graph: (A, B) , (A, D) , (B, D) , (C, D) . Can you find all possible v-structures?

Reasoning: We go through all paths of length 2 and check if there is an edge connecting the start and end of the path in the undirected graph: (A, B) , (A, D) , (B, D) , (C, D) .

For path (B, A, D) : (B, D) belongs to the set of edges $\{(A, B), (A, D), (B, D), (C, D)\} \Rightarrow (B, A, D)$ is not a v-structure.

For path (A, B, D) : (A, D) belongs to the set of edges $\{(A, B), (A, D), (B, D), (C, D)\} \Rightarrow (A, B, D)$ is not a v-structure.

For path (A, D, B) : (A, B) belongs to the set of edges $\{(A, B), (A, D), (B, D), (C, D)\} \Rightarrow (A, D, B)$ is not a v-structure.

For path (A, D, C) : (A, C) does not belong to the set of edges $\{(A, B), (A, D), (B, D), (C, D)\} \Rightarrow (A, D, C)$ is a possible v-structure.

For path (B, D, C) : (B, C) does not belong to the set of edges $\{(A, B), (A, D), (B, D), (C, D)\} \Rightarrow (B, D, C)$ is a possible v-structure.

Answer: (A, D, C) , (B, D, C)

Question: Given the paths of length 2: [Answer to SubQ3] of the undirected graph: [Answer to SubQ2] Can you find all possible v-structures of the undirected graph?

Reasoning:

Table 5: Few-shot exemplars for SUBQ 5 followed by SUBQ 5 at the end.

Question: Premise: Suppose there is a closed system of 4 variables, A , B , C and D . All the statistical relations among these 3 variables are as follows: A correlates with B . A correlates with D . B correlates with D . C correlates with D . However, A is independent of C . A and C are independent given B . B is independent of C . B and C are independent given A . Given the possible v-structures from the previous step: (A, D, C) , (B, D, C) . Can you apply the second step of the PC algorithm to orient these v-structures?

Reasoning: We first go through all possible v-structures:

(A, D, C) is a possible v-structure: all conditional independences between A and C are: A is independent of C . A and C are independent given B . Since the middle variable D is not in any conditioning set that makes A and C independent $\Rightarrow (A, D, C)$ form a v-structure \Rightarrow we orient the arrows towards the middle node D : $A \rightarrow D, C \rightarrow D$.

(B, D, C) is a possible v-structure: all conditional independences between B and C are: B is independent of C . B and C are independent given A . Since the middle variable D is not in any conditioning set that makes B and C independent $\Rightarrow (B, D, C)$ form a v-structure \Rightarrow we orient the arrows towards the middle node D : $B \rightarrow D, C \rightarrow D$.

In total: $A \rightarrow D, C \rightarrow D, B \rightarrow D, C \rightarrow D$, so removing duplicates: $A \rightarrow D, C \rightarrow D, B \rightarrow D$.

Answer: $A \rightarrow D, C \rightarrow D, B \rightarrow D$

Question: Premise: Suppose there is a closed system of 4 variables, A , B , C and D . All the statistical relations among these 4 variables are as follows: A correlates with B . A correlates with C . A correlates with D . B correlates with C . B correlates with D . C correlates with D . However, A is independent of C given B . B is independent of D given C . A is independent of D given B . A is independent of D given C . A is independent of D given B and C . Given the possible v-structures from the previous step: (A, B, C) , (B, C, D) . Can you apply the second step of the PC algorithm to orient these v-structures?

Reasoning: We first go through all possible v-structures:

(A, B, C) is a possible v-structure: all conditional independences between A and C are: A is independent of C given B . Since the middle variable B is in a conditioning set that makes A and C independent $\Rightarrow (A, B, C)$ does not form a v-structure \Rightarrow No directed edges found.

(B, C, D) is a possible v-structure: all conditional independences between B and D are: B is independent of D given C . Since the middle variable C is in a conditioning set that makes B and D independent $\Rightarrow (B, C, D)$ does not form a v-structure \Rightarrow No directed edges found.

Answer: No directed edges found

Question: Premise: Suppose there is a closed system of 3 variables, A , B and C . All the statistical relations among these 3 variables are as follows: A correlates with C . B correlates with C . However, A is independent of B . Given the possible v-structures from the previous step: (A, C, B) . Can you apply the second step of the PC algorithm to orient these v-structures?

Reasoning: We first go through all possible v-structures:

(A, C, B) is a possible v-structure: all conditional independences between A and B are: A is independent of B . Since the middle variable C is not in any conditioning set that makes A and B independent $\Rightarrow (A, C, B)$ form a v-structure \Rightarrow we orient the arrows towards the middle node C : $A \rightarrow C, B \rightarrow C$.

Answer: $A \rightarrow C, B \rightarrow C$

Question: Premise Given the possible v-structures from the previous step: [Answer to SubQ4] Can you apply the second step of the PC algorithm to orient these v-structures?

Reasoning:

Table 6: Few-shot exemplars for SUBQ 6 followed by SUBQ 6 at the end.

Question: Can you orient the edges of the undirected graph: $(A, B), (B, C), (B, D), (C, E), (D, E)$, according to the directed edges: $C \rightarrow E, D \rightarrow E$?

Reasoning:

(A, B) remains (A, B)

(B, C) remains (B, C)

(B, D) remains (B, D)

(C, E) becomes $C \rightarrow E$

(D, E) becomes $D \rightarrow E$.

So the final (partially) directed graph is: $(A, B), (B, C), (B, D), C \rightarrow E, D \rightarrow E$.

Answer: $(A, B), (B, C), (B, D), C \rightarrow E, D \rightarrow E$

Question: Can you orient the edges of the undirected graph: $(A, B), (B, C), (A, C)$, according to the directed edges: No directed edges found?

Reasoning: Since there are no directed edges \Rightarrow the final (undirected) graph remains: $(A, B), (B, C), (A, C)$.

Answer: $(A, B), (B, C), (A, C)$

Question: Can you orient the edges of the undirected graph: [Answer to SubQ2], according to the directed edges: [Answer to SubQ5]

Reasoning:

Table 7: Few-shot exemplars for SUBQ 7 followed by SUBQ 7 at the end.

Question: Given the (partially) directed graph of the second step of the PC algorithm: $(A, B), (A, C), (B, C)$ and all paths of length 2 in the graph: $(B, A, C), (A, B, C), (A, C, B)$. Can you apply the third step of the PC algorithm to possibly orient remaining edges of the partially directed graph?

Reasoning: We go through all paths of length 2 in the graph: $(B, A, C), (A, B, C), (A, C, B)$ and possibly orient non directed edges. In our case:

For path (B, A, C) with middle node A : Both (A, B) and (A, C) are undirected \Rightarrow We do not orient an edge.

For path (A, B, C) with middle node B : Both (A, B) and (B, C) are undirected \Rightarrow We do not orient an edge.

For path (A, C, B) with middle node C : Both (A, C) and (B, C) are undirected \Rightarrow We do not orient an edge.

So the final graph is: $(A, B), (A, C), (B, C)$.

Answer: $(A, B), (A, C), (B, C)$

Question: Given the (partially) directed graph of the second step of the PC algorithm: $A \rightarrow C, B \rightarrow C, (C, D)$ and all paths of length 2 in the graph: $(A, C, B), (A, C, D), (B, C, D)$.

Can you apply the third step of the PC algorithm to possibly orient remaining edges of the partially directed graph?

Reasoning: We go through all paths of length 2 in the graph: $(A, C, B), (A, C, D), (B, C, D)$ and possibly orient non directed edges. In our case:

For path (A, C, B) with middle node C : Both $A \rightarrow C$ and $B \rightarrow C$ are directed \Rightarrow No undirected edge to orient.

For path (A, C, D) with middle node C : $A \rightarrow C$ is directed towards the middle node C and (C, D) is undirected \Rightarrow We orient $C \rightarrow D$ such that no extra v-structure is created.

For path (B, C, D) with middle node C : $B \rightarrow C$ is directed towards the middle node C and (C, D) is undirected \Rightarrow we orient $C \rightarrow D$ such that no extra v-structure is created.

So, the final graph is: $A \rightarrow C, B \rightarrow C, C \rightarrow D$.

Answer: $A \rightarrow C, B \rightarrow C, C \rightarrow D$

Question: Given the (partially) directed graph of the second step of the PC algorithm: $A \rightarrow C, B \rightarrow C, (A, D)$ and all paths of length 2 in the graph: $(A, C, B), (C, A, D)$.

Can you apply the third step of the PC algorithm to possibly orient remaining edges of the partially directed graph?

Reasoning: We go through all paths of length 2 in the graph: $(A, C, B), (C, A, D)$ and possibly orient the non directed edges. In our case:

For path (A, C, B) with middle node C : Both $A \rightarrow C$ and $B \rightarrow C$ are directed \Rightarrow No undirected edge to orient.

For path (C, A, D) with middle node A : $A \rightarrow C$ is directed towards the outer node C and (A, D) is undirected \Rightarrow We do not orient an edge. So, the final graph is: $A \rightarrow C, B \rightarrow C, (A, D)$.

Answer: $A \rightarrow C, B \rightarrow C, (A, D)$

Question: Given the (partially) directed graph of the second step of the PC algorithm: [Answer to SubQ6] and all paths of length 2 in the graph: [Answer to SubQ3] Can you apply the third step of the PC algorithm to possibly orient remaining edges of the partially directed graph?

Reasoning:

Table 8: 1st-5th exemplars (out of 11 shots in total) for SUBQ 8.

Question: Given the causal graph: $A \rightarrow C, B \rightarrow C$. Can you infer if the Hypothesis " B directly affects C ." is True or False?

Reasoning: We have B directly affects C , that is $B \rightarrow C$. The directed edge $B \rightarrow C$ belongs to the set $\{A \rightarrow C, B \rightarrow C\}$, so the hypothesis is True.

Answer: 1

Question: Given the causal graph: $A \rightarrow C, B \rightarrow C$. Can you infer if the Hypothesis " A directly affects B ." is True or False?

Reasoning: We have A directly affects B , that is $A \rightarrow B$. The directed edge $A \rightarrow B$ does not belong to the set $\{A \rightarrow C, B \rightarrow C\}$, so the hypothesis is False.

Answer: 0

Question: Given the causal graph: (C, D) . Can you infer if the Hypothesis " C directly affects D ." is True or False?

Reasoning: We have C directly affects D , that is $C \rightarrow D$. The directed edge $C \rightarrow D$ does not belong to the set $\{(C, D)\}$ (since $C \rightarrow D$ is directed while (C, D) is undirected), so the hypothesis is False.

Answer: 0

Question: Given the causal graph: $(A, B), (B, C), (B, D), C \rightarrow E, D \rightarrow E$. Can you infer if the Hypothesis " B and C together cause some other variable(s)." is True or False?

Reasoning: We have B and C together cause some other variable(s). We go through all variables apart from B and C : A, D, E and check if there is a directed edge from B to it and another one from C to it:

For A : the directed edge $B \rightarrow A$ does not belong to the set $\{(A, B), (B, C), (B, D), C \rightarrow E, D \rightarrow E\}$ and the directed edge $C \rightarrow A$ does not belong to the set $\{(A, B), (B, C), (B, D), C \rightarrow E, D \rightarrow E\}$.

For D : the directed edge $B \rightarrow D$ does not belong to the set $\{(A, B), (B, C), (B, D), C \rightarrow E, D \rightarrow E\}$ (since $B \rightarrow D$ is directed while (B, D) is undirected) and the directed edge $C \rightarrow D$ does not belong to the set $\{(A, B), (B, C), (B, D), C \rightarrow E, D \rightarrow E\}$.

For E : the directed edge $B \rightarrow E$ does not belong to the set $\{(A, B), (B, C), (B, D), C \rightarrow E, D \rightarrow E\}$ and the directed edge $C \rightarrow E$ belongs to the set $\{(A, B), (B, C), (B, D), C \rightarrow E, D \rightarrow E\}$.

From the above, there is no variable in the causal graph $\{(A, B), (B, C), (B, D), C \rightarrow E, D \rightarrow E\}$ with an incoming edge both from B and another one from C , so the hypothesis is False.

Answer: 0

Question: Given the causal graph: $(A, B), (B, C), (B, D), C \rightarrow E, D \rightarrow E$. Can you infer if the Hypothesis " A and B together cause some other variable(s)." is True or False?

Reasoning: We have A and E together cause some other variable(s). We go through all variables apart from A and E : B, C, D and check if there is a directed edge from A to it and another one from E to it:

For B : the directed edge $A \rightarrow B$ does not belong to the set $\{(A, B), (B, C), (B, D), C \rightarrow E, D \rightarrow E\}$ (since $A \rightarrow B$ is directed while (A, B) is undirected) and the directed edge $E \rightarrow B$ does not belong to the set $\{(A, B), (B, C), (B, D), C \rightarrow E, D \rightarrow E\}$.

For C : the directed edge $A \rightarrow C$ does not belong to the set $\{(A, B), (B, C), (B, D), C \rightarrow E, D \rightarrow E\}$ and the directed edge $E \rightarrow C$ does not belong to the set $\{(A, B), (B, C), (B, D), C \rightarrow E, D \rightarrow E\}$.

For D : the directed edge $A \rightarrow D$ does not belong to the set $\{(A, B), (B, C), (B, D), C \rightarrow E, D \rightarrow E\}$ and the directed edge $E \rightarrow D$ does not belong to the set $\{(A, B), (B, C), (B, D), C \rightarrow E, D \rightarrow E\}$.

From the above, there is no variable in the causal graph $\{(A, B), (B, C), (B, D), C \rightarrow E, D \rightarrow E\}$ with an incoming edge both from A and another one from E , so the hypothesis is False.

Answer: 0

Table 9: 6th-9th exemplars (out of 11 shots in total) for SUBQ 8.

Question: Given the causal graph: $(A, B), (B, C), (B, D), C \rightarrow E, D \rightarrow E$.

Can you infer if the Hypothesis "Some variable(s) cause both C and D ." is True or False?

Reasoning: We have Some variable(s) cause both C and D . We go through all variables apart from C and D : A, B, E and check if there is a directed edge from it to C and another one from it to D :

For A : the directed edge $A \rightarrow C$ does not belong to the set $\{(A, B), (B, C), (B, D), C \rightarrow E, D \rightarrow E\}$ and the directed edge $A \rightarrow D$ does not belong to the set $\{(A, B), (B, C), (B, D), C \rightarrow E, D \rightarrow E\}$.

For B : the directed edge $B \rightarrow C$ does not belong to the set $\{(A, B), (B, C), (B, D), C \rightarrow E, D \rightarrow E\}$ (since $B \rightarrow C$ is directed while (B, C) is undirected) and the directed edge $B \rightarrow D$ does not belong to the set $\{(A, B), (B, C), (B, D), C \rightarrow E, D \rightarrow E\}$ (since $B \rightarrow D$ is directed while (B, D) is undirected).

For E : the directed edge $E \rightarrow C$ does not belong to the set $\{(A, B), (B, C), (B, D), C \rightarrow E, D \rightarrow E\}$ and the directed edge $E \rightarrow D$ does not belong to the set $\{(A, B), (B, C), (B, D), C \rightarrow E, D \rightarrow E\}$.

From the above, there is no variable in the causal graph $\{(A, B), (B, C), (B, D), C \rightarrow E, D \rightarrow E\}$ with an outgoing edge pointing to C and another one pointing to D , so the hypothesis is False.

Answer: 0

Question: Given the causal graph: $A \rightarrow C, B \rightarrow C, C \rightarrow D$. Can you infer if the Hypothesis " A influences D through some mediator(s)." is True or False?

Reasoning: We have A influences D through some mediator(s). We go through all variables apart from A and D : B, C and check if there is a directed edge from A to it and another one from it to D (note we only care about directed edges not undirected ones):

For B : we have edges $A \rightarrow B$ and $B \rightarrow D$. The directed edge $A \rightarrow B$ does not belong to the set $\{A \rightarrow C, B \rightarrow C, C \rightarrow D\}$ and the directed edge $B \rightarrow D$ does not belong to the set $\{A \rightarrow C, B \rightarrow C, C \rightarrow D\}$. Since none of the edges belong to the graph, so B is not a mediator.

For C : we have edges $A \rightarrow C$ and $C \rightarrow D$. Both the directed edge $A \rightarrow C$ belongs to the set $\{A \rightarrow C, B \rightarrow C, C \rightarrow D\}$ and the directed edge $C \rightarrow D$ belongs to the set $\{A \rightarrow C, B \rightarrow C, C \rightarrow D\}$, so C is a mediator.

From the above, both $A \rightarrow C$ and $C \rightarrow D$ belong the set of edges $\{A \rightarrow C, B \rightarrow C, C \rightarrow D\}$, so the hypothesis is True.

Answer: 1

Question: Given the causal graph: $(A, B), (B, C), (B, D), C \rightarrow E, D \rightarrow E$. Can you infer if the Hypothesis " B influences E through some mediator(s)." is True or False?

Reasoning: We have B influences E through some mediator(s). We go through all variables apart from B and E : A, C, D and check if there is a directed edge from B to it and another one from it to E :

For A : we have edges $B \rightarrow A$ and $A \rightarrow E$. The directed edge $B \rightarrow A$ does not belong to the set $\{(A, B), (B, C), (B, D), C \rightarrow E, D \rightarrow E\}$ and the directed edge $A \rightarrow E$ does not belong to the set $\{(A, B), (B, C), (B, D), C \rightarrow E, D \rightarrow E\}$. Since none of the edges belong to the graph, so A is not a mediator.

For C : we have edges $B \rightarrow C$ and $C \rightarrow E$. The directed edge $B \rightarrow C$ does not belong to the set $\{(A, B), (B, C), (B, D), C \rightarrow E, D \rightarrow E\}$ (since $B \rightarrow C$ is directed while (B, C) is undirected) but the directed edge $C \rightarrow E$ belongs to $\{(A, B), (B, C), (B, D), C \rightarrow E, D \rightarrow E\}$. Since only one edge, $C \rightarrow E$, belongs to the set of edges, so C is not a mediator.

For D : we have edges $B \rightarrow D$ and $D \rightarrow E$. The directed edge $B \rightarrow D$ does not belong to the set $\{(A, B), (B, C), (B, D), C \rightarrow E, D \rightarrow E\}$ (since $B \rightarrow D$ is directed while (B, D) is undirected) but the directed edge $D \rightarrow E$ belongs to $\{(A, B), (B, C), (B, D), C \rightarrow E, D \rightarrow E\}$. Since only one edge, $D \rightarrow E$, belongs to the set of edges, so D is not a mediator.

From the above, B does not influence E through some mediator(s), so the hypothesis is False.

Answer: 0

Question: Given the inferred causal graph: $A \rightarrow C, B \rightarrow C, C \rightarrow D$. Can you infer if the Hypothesis " A influences B through some mediator(s)." is True or False?

Reasoning: We have A influences B through some mediator(s). We go through all variables apart from A and B : C, D and check if there is a directed edge from A to it and another one from it to B :

For C : we have edges $A \rightarrow C$ and $C \rightarrow B$. The directed edge $A \rightarrow C$ belongs to the set of edges $\{A \rightarrow C, B \rightarrow C, C \rightarrow D\}$ but the directed edge $C \rightarrow B$ does not belong to the set of edges $\{A \rightarrow C, B \rightarrow C, C \rightarrow D\}$. Since only one edge, $A \rightarrow C$, belongs to the set of edges, so C is not a mediator.

For D : we have edges $A \rightarrow D$ and $D \rightarrow B$. The directed edge $A \rightarrow D$ does not belong to the set of edges $\{A \rightarrow C, B \rightarrow C, C \rightarrow D\}$ and the directed edge $D \rightarrow B$ does not belong to the set of edges $\{A \rightarrow C, B \rightarrow C, C \rightarrow D\}$. Since none of the edges belongs to the graph, so D is not a mediator.

From the above, A does not influence B through some mediator(s), so the hypothesis is False.

Answer: 0

Table 10: 10th and 11th exemplars (out of 11 shots in total) for SUBQ 8 followed by SUBQ 8 at the end.

Question: Given the causal graph: $A \rightarrow C, B \rightarrow C, C \rightarrow D$. Can you infer if the Hypothesis " C influences D through some mediator(s)." is True or False?

Reasoning: We have C influences D through some mediator(s). We go through all variables apart from C and D : A, B and check if there is a directed edge from C to it and another one from it to D :

For A : we have edges $C \rightarrow A$ and $A \rightarrow D$. The directed edge $C \rightarrow A$ does not belong to the set $\{A \rightarrow C, B \rightarrow C, C \rightarrow D\}$ and the directed edge $A \rightarrow D$ does not belong to the set $\{A \rightarrow C, B \rightarrow C, C \rightarrow D\}$. Since none of the edges belongs to the graph, so A is not a mediator.

For B : we have edges $C \rightarrow B$ and $B \rightarrow D$. The directed edge $C \rightarrow B$ does not belong to the set $\{A \rightarrow C, B \rightarrow C, C \rightarrow D\}$ and the directed edge $B \rightarrow D$ does not belong to the set $\{A \rightarrow C, B \rightarrow C, C \rightarrow D\}$. Since none of the edges belongs to the graph, so B is not a mediator.

From the above, C does not influence D through some mediator(s), so the hypothesis is False.

Answer: 0

Question: Given the causal graph: $(A, B), (B, C)$. Can you infer if the Hypothesis " A directly affects B ." is True or False?

Reasoning: We have A directly affects B , that is $A \rightarrow B$. The directed edge $A \rightarrow B$ does not belong to the set $\{(A, B), (B, C)\}$ (since $A \rightarrow B$ is directed while (A, B) is undirected), so the hypothesis is False.

Answer: 0

Question: Given the inferred final causal graph: [Answer to SubQ7] Can you infer if the Hypothesis [Hypothesis] is True or False?

Keep in mind that directed edges, for example $A \rightarrow B$, are different from undirected edges, for example (A, B) .

Reasoning:

B. Baseline Prompting Strategies: Few-shot and Few-shot CoT Examples

Tables 11 and 12 provide the 6-shot CoT examples for the corresponding baseline strategy in Fig. 3. The exact same examples, excluding the *Reasoning* part, were used for the few-shot baseline strategy. For PaLM 2 L, the Reasoning parts of the last three shots were shortened to fit the context limit.

Table 11: 1st-4th exemplars (out of 6 shots in total) for few-shot CoT prompting strategy. The exact same exemplars are used for few-shot strategy but without the "Reasoning" part.

Question: Premise: Suppose there is a closed system of 3 variables, A , B and C . All the statistical relations among these 3 variables are as follows: A correlates with B . A correlates with C . B correlates with C . Hypothesis: B directly affects C . Is the Hypothesis True or False? Answer with 0 or 1.

Reasoning: The initial fully connected undirected graph is (A, B) , (A, C) , (B, C) . Since we have no conditional independencies we do not remove any edges. We have B directly affects C , that is $B \rightarrow C$. The directed edge $B \rightarrow C$ does not belong to the set $\{(A, B), (A, C), (B, C)\}$, so the hypothesis is False.

Answer: 0

Question: Premise: Suppose there is a closed system of 3 variables, A , B and C . All the statistical relations among these 3 variables are as follows: A correlates with B . However, A is independent of C . A and C are independent given B . B is independent of C . B and C are independent given A . Hypothesis: A influences B through some mediator(s). Is the Hypothesis True or False? Answer with 0 or 1.

Reasoning: The initial fully connected undirected graph is (A, B) , (A, C) , (B, C) . Since A is independent of $B \Rightarrow (A, B)$ is removed \Rightarrow the graph after this step is (A, C) , (B, C) . Since B is independent of $C \Rightarrow (B, C)$ is removed \Rightarrow the graph after this step is (A, C) . So, A does not influence B through some mediator(s), so the hypothesis is False.

Answer: 0

Question: Premise: Suppose there is a closed system of 3 variables, A , B and C . All the statistical relations among these 3 variables are as follows: A correlates with B . However, A is independent of C . A and C are independent given B . B is independent of C . B and C are independent given A . Hypothesis: Some variable(s) cause(s) both C and B . Is the Hypothesis True or False? Answer with 0 or 1.

Reasoning: The initial fully connected undirected graph is (A, B) , (A, C) , (B, C) . Since A is independent of $C \Rightarrow (A, C)$ is removed \Rightarrow the graph after this step is (A, B) , (B, C) . Since B is independent of $C \Rightarrow (B, C)$ is removed \Rightarrow the graph after this step is (A, B) . So, there is no variable causing both C and B , so the hypothesis is False.

Answer: 0

Question: Premise: Suppose there is a closed system of 4 variables, A , B , C and D . All the statistical relations among these 4 variables are as follows: A correlates with B . A correlates with C . A correlates with D . B correlates with C . B correlates with D . C correlates with D . However, B and C are independent given A . Hypothesis: D and A together cause some other variable(s). Is the Hypothesis True or False? Answer with 0 or 1.

Reasoning: The initial fully connected undirected graph is (A, B) , (A, C) , (A, D) , (B, C) , (B, D) , (C, D) . Since B and C are independent given $A \Rightarrow (B, C)$ is removed \Rightarrow the graph after this step is (A, B) , (A, C) , (A, D) , (B, D) , (C, D) . For path (C, A, B) : there is no edge (C, B) but B and C are independent given A , so (C, A, B) is not a v-structure. For path (C, D, B) : there is no edge (C, B) and B and C are not independent given D , so (C, D, B) is a v-structure. So the final graph is: (A, B) , (A, C) , (A, D) , (B, C) , $B \rightarrow D$, $C \rightarrow D$. So, D and A together do not cause some other variable(s), so the hypothesis is False.

Answer: 0

Table 12: 5th-6th exemplars (out of 6 shots in total) for few-shot CoT prompting strategy. The exact same exemplars are used for few-shot strategy but without the "Reasoning" part.

Question: Premise: Suppose there is a closed system of 4 variables, A, B, C and D . All the statistical relations among these 4 variables are as follows: A correlates with B . A correlates with C . A correlates with D . B correlates with C . B correlates with D . C correlates with D . However, B and C are independent given A . Hypothesis: A directly affects B . Is the Hypothesis True or False? Answer with 0 or 1.

Reasoning: The initial fully connected undirected graph is $(A, B), (A, C), (A, D), (B, C), (B, D), (C, D)$. Since B and C are independent given $A \Rightarrow (B, C)$ is removed \Rightarrow the graph after this step is $(A, B), (A, C), (A, D), (B, D), (C, D)$. For path (C, A, B) : there is no edge (C, B) but B and C are independent given A , so (C, A, B) is not a v-structure. For path (C, D, B) : there is no edge (C, B) and B and C are not independent given D , so (C, D, B) is a v-structure. So the final graph is: $(A, B), (A, C), (A, D), (B, C), B \rightarrow D, C \rightarrow D$. We have A directly affects B , that is $A \rightarrow B$. The directed edge $A \rightarrow B$ does not belong to the set $\{(A, B), (A, C), (A, D), (B, C), B \rightarrow D, C \rightarrow D\}$, so the hypothesis is False.

Answer: 0

Question: Premise: Suppose there is a closed system of 4 variables, A, B, C and D . All the statistical relations among these 4 variables are as follows: A correlates with B . A correlates with C . A correlates with D . B correlates with C . B correlates with D . C correlates with D . However, B and C are independent given A . Hypothesis: B and C together cause some other variable(s). Is the Hypothesis True or False? Answer with 0 or 1.

Reasoning: The initial fully connected undirected graph is $(A, B), (A, C), (A, D), (B, C), (B, D), (C, D)$. Since B and C are independent given $A \Rightarrow (B, C)$ is removed \Rightarrow the graph after this step is $(A, B), (A, C), (A, D), (B, D), (C, D)$. For path (C, A, B) : there is no edge (C, B) but B and C are independent given A , so (C, A, B) is not a v-structure. For path (C, D, B) : there is no edge (C, B) and B and C are not independent given D , so (C, D, B) is a v-structure. So the final graph is: $(A, B), (A, C), (A, D), (B, C), B \rightarrow D, C \rightarrow D$. So, B and C together cause some other variable, namely D , so the hypothesis is True.

Answer: 1

Question: [Premise] [Hypothesis] Is the Hypothesis True or False? Answer with 0 or 1.

Reasoning:

C. PC-SUBQ: Refactoring and Paraphrasing

Table 13 shows an example of how we refactor (rename) and paraphrase PC-SUBQ prompts based on the robustness tests of Jin et al. (2024). For more details, see the robustness analysis in Sec. 5.

Table 13: Example of refactoring and paraphrasing the 5th shot of SUBQ 8.

ORIGINAL

Question: Given the causal graph: $(A, B), (B, C), (B, D), C \rightarrow E, D \rightarrow E$. Can you infer if the Hypothesis "A and B together cause some other variable(s)." is True or False?

Reasoning: We have A and E together cause some other variable(s). We go through all variables apart from A and E: B, C, D and check if there is a directed edge from A to it and another one from E to it:

For B: the directed edge $A \rightarrow B$ does not belong to the set $\{(A, B), (B, C), (B, D), C \rightarrow E, D \rightarrow E\}$ (since $A \rightarrow B$ is directed while (A, B) is undirected) and the directed edge $E \rightarrow B$ does not belong to the set $\{(A, B), (B, C), (B, D), C \rightarrow E, D \rightarrow E\}$.

For C: the directed edge $A \rightarrow C$ does not belong to the set $\{(A, B), (B, C), (B, D), C \rightarrow E, D \rightarrow E\}$ and the directed edge $E \rightarrow C$ does not belong to the set $\{(A, B), (B, C), (B, D), C \rightarrow E, D \rightarrow E\}$.

For D: the directed edge $A \rightarrow D$ does not belong to the set $\{(A, B), (B, C), (B, D), C \rightarrow E, D \rightarrow E\}$ and the directed edge $E \rightarrow D$ does not belong to the set $\{(A, B), (B, C), (B, D), C \rightarrow E, D \rightarrow E\}$.

From the above, there is no variable in the causal graph $\{(A, B), (B, C), (B, D), C \rightarrow E, D \rightarrow E\}$ with an incoming edge both from A and another one from E, so the hypothesis is False.

Answer: 0

REFACTORED

Question: Given the causal graph: $(Z, Y), (Y, X), (Y, W), X \rightarrow V, W \rightarrow V$. Can you infer if the Hypothesis "Z and Y together cause some other variable(s)." is True or False?

Reasoning: We have Z and V together cause some other variable(s). We go through all variables apart from Z and V: Y, X, W and check if there is a directed edge from Z to it and another one from V to it:

For Y: the directed edge $Z \rightarrow Y$ does not belong to the set $\{(Z, Y), (Y, X), (Y, W), X \rightarrow V, W \rightarrow V\}$ (since $Z \rightarrow Y$ is directed while (Z, Y) is undirected) and the directed edge $V \rightarrow Y$ does not belong to the set $\{(Z, Y), (Y, X), (Y, W), X \rightarrow V, W \rightarrow V\}$.

For X: the directed edge $Z \rightarrow X$ does not belong to the set $\{(Z, Y), (Y, X), (Y, W), X \rightarrow V, W \rightarrow V\}$ and the directed edge $V \rightarrow X$ does not belong to the set $\{(Z, Y), (Y, X), (Y, W), X \rightarrow V, W \rightarrow V\}$.

For W: the directed edge $Z \rightarrow W$ does not belong to the set $\{(Z, Y), (Y, X), (Y, W), X \rightarrow V, W \rightarrow V\}$ and the directed edge $V \rightarrow W$ does not belong to the set $\{(Z, Y), (Y, X), (Y, W), X \rightarrow V, W \rightarrow V\}$.

From the above, there is no variable in the causal graph $\{(Z, Y), (Y, X), (Y, W), X \rightarrow V, W \rightarrow V\}$ with an incoming edge both from Z and another one from V, so the hypothesis is False.

Answer: 0

PARAPHRASED

Question: Given the causal graph: $(A, B), (B, C), (B, D), C \rightarrow E, D \rightarrow E$. Can you infer if the Hypothesis "There exists at least one collider (i.e., common effect) of A and B." is True or False?

Reasoning: We have There exists at least one collider (i.e., common effect) of A and E. We go through all variables apart from A and E: B, C, D and check if there is a directed edge from A to it and another one from E to it:

For B: the directed edge $A \rightarrow B$ does not belong to the set $\{(A, B), (B, C), (B, D), C \rightarrow E, D \rightarrow E\}$ (since $A \rightarrow B$ is directed while (A, B) is undirected) and the directed edge $E \rightarrow B$ does not belong to the set $\{(A, B), (B, C), (B, D), C \rightarrow E, D \rightarrow E\}$.

For C: the directed edge $A \rightarrow C$ does not belong to the set $\{(A, B), (B, C), (B, D), C \rightarrow E, D \rightarrow E\}$ and the directed edge $E \rightarrow C$ does not belong to the set $\{(A, B), (B, C), (B, D), C \rightarrow E, D \rightarrow E\}$.

For D: the directed edge $A \rightarrow D$ does not belong to the set $\{(A, B), (B, C), (B, D), C \rightarrow E, D \rightarrow E\}$ and the directed edge $E \rightarrow D$ does not belong to the set $\{(A, B), (B, C), (B, D), C \rightarrow E, D \rightarrow E\}$.

From the above, there is no variable in the causal graph $\{(A, B), (B, C), (B, D), C \rightarrow E, D \rightarrow E\}$ with an incoming edge both from A and another one from E, so the hypothesis is False.

Answer: 0

D. PC-SUBQ on Causal Queries with Natural Stories

Tables 14 and 15 provide PC-SUBQ’s full output, i.e., reasoning traces and answers for all subquestions, for two natural story scenarios (Jin et al., 2024). The output is correct even though natural story examples were never presented as few-shots. For more details, see the robustness analysis in Sec. 5.

Table 14: PC-SUBQ reasoning traces and final output, using PaLM 2 L, for the 2-variable natural story example provided in the Appendix of Jin et al. (2024).

CAUSAL QUESTION

Premise: Suppose there is a closed system of 2 variables, ice cream sales and swimming pool attendance. All the statistical relations among these 2 variables are as follows: ice cream sales correlate with swimming pool attendance.
Hypothesis: Ice cream sales directly affect swimming pool attendance.

SUBQ 1 REASONING

Since our variables are ice cream sales and swimming pool attendance \Rightarrow the initial fully connected undirected graph is (ice cream sales, swimming pool attendance).

ANSWER: (ice cream sales, swimming pool attendance)

SUBQ 2 REASONING

1. We start with the given fully connected graph: (ice cream sales, swimming pool attendance)
2. We then check all conditional independencies and remove edges appropriately. In our case: There are no conditional independencies \Rightarrow no edges are removed \Rightarrow the graph after this step is (ice cream sales, swimming pool attendance)
3. The final undirected graph is: (ice cream sales, swimming pool attendance)

ANSWER: (ice cream sales, swimming pool attendance)

SUBQ 3 REASONING

We go through all unordered pairs of edges in the undirected graph (ice cream sales, swimming pool attendance) above and find paths of length 2:
 Since there is only one edge, there are no paths of length 2.

ANSWER: No paths of length 2 found.

SUBQ 4 REASONING

No paths of length 2 found \Rightarrow No possible v-structures found.

ANSWER: No possible v-structures found

SUBQ 5 REASONING

We first go through all possible v-structures: No possible v-structures found.

ANSWER: No directed edges found

SUBQ 6 REASONING

Since there are no directed edges \Rightarrow the final (undirected) graph remains: (ice cream sales, swimming pool attendance).

ANSWER: (ice cream sales, swimming pool attendance)

SUBQ 7 REASONING

We go through all paths of length 2 in the graph: No paths of length 2 found \Rightarrow No undirected edge to orient. So, the final graph is: (ice cream sales, swimming pool attendance).

ANSWER: (ice cream sales, swimming pool attendance)

SUBQ 8 REASONING

We have Ice cream sales directly affect swimming pool attendance, that is ice cream sales \rightarrow swimming pool attendance.
 The directed edge ice cream sales \rightarrow swimming pool attendance does not belong to the set {(ice cream sales, swimming pool attendance)} (since ice cream sales \rightarrow swimming pool attendance is directed while (ice cream sales, swimming pool attendance) is undirected), so the hypothesis is False.

(FINAL) ANSWER: 0

Table 15: PC-SUBQ reasoning traces and final output, using PaLM 2 L, for the 3-variable natural story example provided in the Appendix of Jin et al. (2024).

CAUSAL QUESTION
Premise: Let’s consider three factors: eating junk food, obesity, and watching television. There is a correlation between eating junk food and obesity, and between watching television and obesity. However, eating junk food and watching television are independent from each other.
Hypothesis: Eating junk food directly affects obesity.

SUBQ 1 REASONING
 Since our variables are eating junk food, obesity, watching television \Rightarrow the initial fully connected undirected graph is (eating junk food, obesity), (eating junk food, watching television), (obesity, watching television).
ANSWER: (eating junk food, obesity), (eating junk food, watching television), (obesity, watching television)

SUBQ 2 REASONING
 1. We start with the given fully connected graph: (eating junk food, obesity), (eating junk food, watching television), (obesity, watching television).
 2. We then check all conditional independencies and remove edges appropriately. In our case: eating junk food is independent of watching television \Rightarrow (eating junk food, watching television) is removed \Rightarrow the graph after this step is (eating junk food, obesity), (obesity, watching television).
 3. The final undirected graph is: (eating junk food, obesity), (obesity, watching television).
ANSWER: (eating junk food, obesity), (obesity, watching television)

SUBQ 3 REASONING
 We go through all unordered pairs of edges in the undirected graph (eating junk food, obesity), (obesity, watching television) above and find paths of length 2:
 Since the edges (eating junk food, obesity) and (obesity, watching television) share a common node obesity \Rightarrow (eating junk food, obesity, watching television) is a path of length 2.
ANSWER: (eating junk food, obesity, watching television)

SUBQ 4 REASONING
 We go through all paths of length 2 and check if there is an edge connecting the start and end of the path in the undirected graph: (eating junk food, obesity), (obesity, watching television).
 For path (eating junk food, obesity, watching television): (eating junk food, watching television) does not belong to the set of edges $\{(eating\ junk\ food, obesity), (obesity, watching\ television)\} \Rightarrow$ (eating junk food, obesity, watching television) is a possible v-structure.
ANSWER: (eating junk food, obesity, watching television)

SUBQ 5 REASONING
 We first go through all possible v-structures:
 (eating junk food, obesity, watching television) is a possible v-structure: all conditional independencies between eating junk food and watching television are: eating junk food and watching television are independent from each other. Since the middle variable obesity is not in any conditioning set that makes eating junk food and watching television independent \Rightarrow (eating junk food, obesity, watching television) form a v-structure \Rightarrow we orient the arrows towards the middle node obesity: eating junk food \rightarrow obesity, watching television \rightarrow obesity.
ANSWER: eating junk food \rightarrow obesity, watching television \rightarrow obesity

SUBQ 6 REASONING
 (eating junk food, obesity) becomes eating junk food \rightarrow obesity
 (obesity, watching television) becomes watching television \rightarrow obesity
 So the final (partially) directed graph is: eating junk food \rightarrow obesity, watching television \rightarrow obesity.
ANSWER: eating junk food \rightarrow obesity, watching television \rightarrow obesity

SUBQ 7 REASONING
 We go through all paths of length 2 in the graph: (eating junk food, obesity, watching television) and possibly orient non directed edges. In our case:
 For path (eating junk food, obesity, watching television) with middle node obesity: Both eating junk food \rightarrow obesity and watching television \rightarrow obesity are directed \Rightarrow No undirected edge to orient.
 So, the final graph is: eating junk food \rightarrow obesity, watching television \rightarrow obesity.
ANSWER: eating junk food \rightarrow obesity, watching television \rightarrow obesity

SUBQ 8 REASONING
 We have Eating junk food directly affects obesity, that is eating junk food \rightarrow obesity.
 The directed edge eating junk food \rightarrow obesity belongs to the set $\{eating\ junk\ food\ \rightarrow\ obesity, watching\ television\ \rightarrow\ obesity\}$, so the hypothesis is True.
(FINAL) ANSWER: 1

E. PC-SUBQ: Transparent and Interpretable Output Eases Error Tracing

By guiding the LLM to reason through applying the steps of the PC algorithm, we gain more transparent and interpretable results: for instance, it is possible to trace which steps are responsible for an erroneous final answer. Table 17 shows PC-SUBQ output for the causal query provided in Table 16. By inspecting the reasonings and answers, we can determine that the erroneous final answer is only due to the final SUBQ 8 (see red highlighted text). Instead, the inferred causal graph after SUBQ 7 is correct (see green highlighted text) as are all previous reasoning traces and answers.

Table 16: A 5-variable CORR2CAUSE example, its PC-SUBQ output is provided in Table 17.

CAUSAL QUESTION

Premise: Suppose there is a closed system of 5 variables, A, B, C, D and E. All the statistical relations among these 5 variables are as follows: A correlates with B. A correlates with C. A correlates with D. A correlates with E. B correlates with C. B correlates with D. B correlates with E. C correlates with D. C correlates with E. D correlates with E. However, A and C are independent given B. A and C are independent given B and D. A and C are independent given B, D and E. A and C are independent given B and E. A and D are independent given B. A and D are independent given B and C. A and D are independent given B, C and E. A and D are independent given B and E. A and D are independent given C. A and D are independent given C and E. B and D are independent given A and C. B and D are independent given A, C and E. B and D are independent given C. B and D are independent given C and E. B and E are independent given A. B and E are independent given A and C. B and E are independent given A, C and D. B and E are independent given A and D. C and E are independent given A. C and E are independent given A and B. C and E are independent given A, B and D. C and E are independent given A and D. C and E are independent given B. C and E are independent given B and D. D and E are independent given A. D and E are independent given A and B. D and E are independent given A, B and C. D and E are independent given A and C. D and E are independent given B. D and E are independent given B and C. D and E are independent given C.

Hypothesis: B directly affects C.

Table 17: PC-SUBQ reasoning traces and final output, using PaLM 2 L, for the 5-variable CORR2CAUSE example of Table 16.

<p>SUBQ 1 REASONING</p> <p>Since our variables are A,B,C,D,E => the initial fully connected undirected graph is (A,B), (A,C), (A,D), (A,E), (B,C), (B,D), (B,E), (C,D), (C,E), (D,E).</p> <p>ANSWER: (A,B), (A,C), (A,D), (A,E), (B,C), (B,D), (B,E), (C,D), (C,E), (D,E)</p>
<p>SUBQ 2 REASONING</p> <p>1. We start with the given fully connected graph: (A,B), (A,C), (A,D), (A,E), (B,C), (B,D), (B,E), (C,D), (C,E), (D,E). 2. We then check all conditional independencies and remove edges appropriately. In our case: A and C are independent given B => (A,C) is removed => the graph after this step is (A,B), (A,D), (A,E), (B,C), (B,D), (B,E), (C,D), (C,E), (D,E). A and C are independent given B and D => (A,C) is removed => the graph after this step is (A,B), (A,D), (A,E), (B,C), (B,D), (B,E), (C,D), (C,E), (D,E). A and C are independent given B, D and E => (A,C) is removed => the graph after this step is (A,B), (A,D), (A,E), (B,C), (B,D), (B,E), (C,D), (C,E), (D,E). A and C are independent given B and E => (A,C) is removed => the graph after this step is (A,B), (A,D), (A,E), (B,C), (B,D), (B,E), (C,D), (C,E), (D,E). A and D are independent given B => (A,D) is removed => the graph after this step is (A,B), (A,E), (B,C), (B,D), (B,E), (C,D), (C,E), (D,E). A and D are independent given B and C => (A,D) is removed => the graph after this step is (A,B), (A,E), (B,C), (B,D), (B,E), (C,D), (C,E), (D,E). A and D are independent given B, C and E => (A,D) is removed => the graph after this step is (A,B), (A,E), (B,C), (B,D), (B,E), (C,D), (C,E), (D,E). A and D are independent given A, C and E => (A,D) is removed => the graph after this step is (A,B), (A,E), (B,C), (B,D), (B,E), (C,D), (C,E), (D,E). A and D are independent given A, C and E => (A,D) is removed => the graph after this step is (A,B), (A,E), (B,C), (B,D), (B,E), (C,D), (C,E), (D,E). B and D are independent given A, C and E => (B,D) is removed => the graph after this step is (A,B), (A,E), (B,C), (B,E), (C,D), (C,E), (D,E). B and D are independent given C => (B,D) is removed => the graph after this step is (A,B), (A,E), (B,C), (B,E), (C,D), (C,E), (D,E). B and D are independent given C and E => (B,D) is removed => the graph after this step is (A,B), (A,E), (B,C), (B,E), (C,D), (C,E), (D,E). B and E are independent given A and C => (B,E) is removed => the graph after this step is (A,B), (A,E), (B,C), (C,D), (C,E), (D,E). B and E are independent given A and C => (B,E) is removed => the graph after this step is (A,B), (A,E), (B,C), (C,D), (C,E), (D,E). B and E are independent given A, C and D => (B,E) is removed => the graph after this step is (A,B), (A,E), (B,C), (C,D), (C,E), (D,E). B and E are independent given A and D => (B,E) is removed => the graph after this step is (A,B), (A,E), (B,C), (C,D), (C,E), (D,E). C and E are independent given A => (C,E) is removed => the graph after this step is (A,B), (A,E), (B,C), (C,D), (D,E). C and E are independent given A and B => (C,E) is removed => the graph after this step is (A,B), (A,E), (B,C), (C,D), (D,E). C and E are independent given A, B and D => (C,E) is removed => the graph after this step is (A,B), (A,E), (B,C), (C,D), (D,E). C and E are independent given A, B and D => (C,E) is removed => the graph after this step is (A,B), (A,E), (B,C), (C,D), (D,E). C and E are independent given B => (C,E) is removed => the graph after this step is (A,B), (A,E), (B,C), (C,D), (D,E). C and E are independent given B and D => (C,E) is removed => the graph after this step is (A,B), (A,E), (B,C), (C,D), (D,E). D and E are independent given A => (D,E) is removed => the graph after this step is (A,B), (A,E), (B,C), (C,D). D and E are independent given A and B => (D,E) is removed => the graph after this step is (A,B), (A,E), (B,C), (C,D). D and E are independent given A and B => (D,E) is removed => the graph after this step is (A,B), (A,E), (B,C), (C,D). D and E are independent given A, B and C => (D,E) is removed => the graph after this step is (A,B), (A,E), (B,C). D and E are independent given B and C => (D,E) is removed => the graph after this step is (A,B), (A,E), (B,C). D and E are independent given B and C => (D,E) is removed => the graph after this step is (A,B), (A,E), (B,C), (C,D). D and E are independent given C => (D,E) is removed => the graph after this step is (A,B), (A,E), (B,C), (C,D). 3. The final undirected graph is: (A,B), (A,E), (B,C), (C,D).</p> <p>ANSWER: (A,B), (A,E), (B,C), (C,D)</p>
<p>SUBQ 3 REASONING</p> <p>We go through all unordered pairs of edges in the undirected graph (A,B), (A,E), (B,C), (C,D) above and find paths of length 2: Since the edges (A,B) and (A,E) share a common node A => (B,A,E) is a path of length 2. Since the edges (A,B) and (B,C) share a common node B => (A,B,C) is a path of length 2. Since the edges (A,B) and (C,D) do not have a common node, they do not form a path of length 2. Since the edges (A,E) and (B,C) do not have a common node, they do not form a path of length 2. Since the edges (A,E) and (C,D) do not have a common node, they do not form a path of length 2. Since the edges (B,C) and (C,D) share a common node C => (B,C,D) is a path of length 2.</p> <p>ANSWER: (B,A,E), (A,B,C), (B,C,D)</p>
<p>SUBQ 4 REASONING</p> <p>We go through all paths of length 2 and check if there is an edge connecting the start and end of the path in the undirected graph: (A,B), (A,E), (B,C), (C,D). For path (B,A,E): (B,E) does not belong to the set of edges (A,B), (A,E), (B,C), (C,D) => (B,A,E) is a possible v-structure. For path (A,B,C): (A,C) does not belong to the set of edges (A,B), (A,E), (B,C), (C,D) => (A,B,C) is a possible v-structure. For path (B,C,D): (B,D) does not belong to the set of edges (A,B), (A,E), (B,C), (C,D) => (B,C,D) is a possible v-structure.</p> <p>ANSWER: (B,A,E), (A,B,C), (B,C,D)</p>
<p>SUBQ 5 REASONING</p> <p>We first go through all possible v-structures: (B,A,E) is a possible v-structure: all conditional independencies between B and E are: B and E are independent given A. B and E are independent given A and C. B and E are independent given A, C and D. B and E are independent given A and D. Since the middle variable A is in a conditioning set that makes B and E independent => (B,A,E) does not form a v-structure => No directed edges found. (A,B,C) is a possible v-structure: all conditional independencies between A and C are: A and C are independent given B. A and C are independent given B and D. A and C are independent given B, D and E. A and C are independent given B and E. Since the middle variable B is in a conditioning set that makes A and C independent => (A,B,C) does not form a v-structure => No directed edges found. (B,C,D) is a possible v-structure: all conditional independencies between B and D are: B and D are independent given A and C. B and D are independent given A, C and E. B and D are independent given C. B and D are independent given C and E. Since the middle variable C is in a conditioning set that makes B and D independent => (B,C,D) does not form a v-structure => No directed edges found.</p> <p>ANSWER: No directed edges found</p>
<p>SUBQ 6 REASONING</p> <p>Since there are no directed edges => the final (undirected) graph remains: (A,B), (A,E), (B,C), (C,D).</p> <p>ANSWER: (A,B), (A,E), (B,C), (C,D)</p>
<p>SUBQ 7 REASONING</p> <p>We go through all paths of length 2 in the graph: (B,A,E), (A,B,C), (B,C,D) and possibly orient non directed edges. In our case: For path (B,A,E) with middle node A: Both (A,B) and (A,E) are undirected => We do not orient an edge. For path (A,B,C) with middle node B: Both (A,B) and (B,C) are undirected => We do not orient an edge. For path (B,C,D) with middle node C: Both (B,C) and (C,D) are undirected => We do not orient an edge. So the final graph is: (A,B), (A,E), (B,C), (C,D).</p> <p>ANSWER: (A,B), (A,E), (B,C), (C,D)</p>
<p>SUBQ 8 REASONING</p> <p>We have B directly affects C, that is B->C. The directed edge B->C belongs to the set {(A,B), (A,E), (B,C), (C,D)}, so the hypothesis is True.</p> <p>(FINAL) ANSWER: 1</p>