

Maximal Clique Enumeration with Hybrid Branching and Early Termination

Kaixin Wang*, Kaiqiang Yu†, Cheng Long†

*College of Computer Science, Beijing University of Technology, Beijing, China

†College of Computing and Data Science, Nanyang Technological University, Singapore

kaixin.wang@bjut.edu.cn, kaiqiang002@e.ntu.edu.sg, c.long@ntu.edu.sg

Abstract—Maximal clique enumeration (MCE) is crucial for tasks like community detection and biological network analysis. Existing algorithms typically adopt the branch-and-bound framework with the vertex-oriented Bron-Kerbosch (BK) branching strategy, which forms the sub-branches by expanding the partial clique with a vertex. In this paper, we present a novel approach, HBBMC, a hybrid framework combining vertex-oriented BK branching and edge-oriented BK branching, where the latter adopts a branch-and-bound framework which forms the sub-branches by expanding the partial clique with an edge. This hybrid strategy enables more effective pruning and helps achieve a worst-case time complexity better than the best-known one under a condition which holds for the majority of real-world graphs. To further enhance efficiency, we introduce an early termination technique, which leverages the topological information of the graphs and constructs the maximal cliques directly without branching. Our early termination technique is applicable to all branch-and-bound frameworks. Extensive experiments demonstrate the superior performance of our techniques.

I. INTRODUCTION

Given a graph G , a clique is a complete subgraph of G where any two vertices are connected by an edge. A clique is said to be *maximal* if it is not a subgraph of another clique. Maximal clique enumeration (MCE), which is to enumerate all maximal cliques in a graph, is a fundamental graph problem and finds diverse applications across different networks, e.g., social networks, biological networks and Web networks. Some notable applications include the detection of the communities in social networks [1], [2], the prediction of the functions of proteins in biological networks (where the vertices are the proteins and the edges are the interactions between proteins) [3], [4]. Moreover, maximal clique enumeration has been applied to other data mining tasks including document clustering [5], image analysis and recovery [6], and the discovery of frequent purchased item patterns in e-commerce [7].

Quite a few algorithms have been developed to solve the MCE problem [8], [9], [10], [11], [12], [13], [14], [15], where most of these approaches adopt the *branch-and-bound* (BB) framework [8], [9], [10], [11], [12], [15]. The framework involves a recursive procedure, which recursively partitions the search space (i.e., the set of all maximal cliques) into multiple sub-spaces via a conventional and widely-used branching strategy called Bron-Kerbosch (BK) branching [16]. Specifically, each branch B is represented by a triplet (S, g_C, g_X) , where the vertex set S induces a partial clique that has been found so far, g_C is the candidate graph where each vertex inside

can be added to S to form a larger clique and g_X is the exclusion graph where each vertex inside must be excluded from any maximal clique within the branch B . To enumerate the maximal cliques within B , a set of sub-branches is created through branching operations. Each sub-branch expands S with a vertex v from g_C , and updates g_C and g_X accordingly (by removing from g_C and g_X those vertices that are not connected with v , respectively). This recursive process continues until g_C has no vertex inside, at which point S is reported as a maximal clique if g_X also has no vertex inside; otherwise S is not a maximal clique. Once the recursive process finishes the branching step at v , the vertex v is excluded from S and moves to g_X . The original MCE problem on G can be solved by starting from the initial branch $B = (S, g_C, g_X)$ with S being an empty set, g_C being the graph G and g_X being an empty graph. Since each branching step is conducted upon a vertex, we call it the *vertex-oriented BK branching*. Correspondingly, we call the vertex-oriented BK branching based BB framework for maximal clique enumeration as VBBMC.

Existing studies target two directions to enhance the performance. One direction is to prune more sub-branches effectively [8], [12]. A common practice is the *pivoting* strategy. Given a branch $B = (S, g_C, g_X)$, instead of producing sub-branches on all vertices in g_C , the strategy first chooses a pivot vertex $u \in V(g_C) \cup V(g_X)$. Then the branches produced at u 's neighbors in g_C can be safely pruned. The rationale is that those maximal cliques that have u 's neighbors inside either include u (in this case, they can be enumerated from the branch produced at u) or include at least one u 's non-neighbors (in this case, they can be enumerated from the branch produced at u 's non-neighbors). The other direction is to generate candidate graph instances with smaller sizes [9], [10], [17]. When a vertex v_i is added to S , the size of the candidate graph instance shrinks as the candidate graph instance in the sub-branch which only considers v_i 's neighbors. Then it becomes possible to generate a set of sub-branches with as shrunk candidate graph instances as possible by exploring different vertex orderings. For example, when the degeneracy ordering of G is adopted at the universal branch, the maximum size of a sub-branch can be bounded by the degeneracy number δ of G , which is much smaller than the number of vertices n in G (i.e., $\delta \ll n$) [9], [10]. By employing the above two techniques, existing studies [9], [10] achieve the state-of-the-art time complexity of $O(n\delta \cdot 3^{\delta/3})$. We note that while some

recent research has improved the performance practically [15], [11], [18], they do not achieve a better theoretical result.

Recently, we observe that another branching strategy called edge-oriented branching [19] has been proposed for a related problem, namely k -clique listing [20], which aims to list all k -cliques in a graph G (a k -clique is a clique with k vertices). Similarly, in this branching, each branch B is associated with a partial clique S and a candidate graph g , whose definitions are the same as those for the MCE problem. At a branching step, edge-oriented branching constructs a sub-branch by simultaneously including two vertices that are connected with each other (i.e., an edge) from g to S . And the candidate graph in the sub-branch is updated to the subgraph of g induced by the common neighbors of the vertices incident to the newly added edge. This strategy takes additional information of two vertices of an edge into account, which facilitates the formation of sub-branches with smaller candidate graphs. A nice property is that, by adopting a carefully specified ordering of edges (i.e., truss-based edge ordering [19]) at the initial branch, the largest size of a graph instance among the sub-branches can be bounded by τ , whose value is strictly smaller than the degeneracy δ of the graph G (i.e., $\tau < \delta$).

In this paper, we first migrate the edge-oriented branching strategy to the MCE problem. Given a branch $B = (S, g_C, g_X)$, each sub-branch expands S with two vertices of an edge e from g_C and updates both g_C and g_X to be their subgraphs induced by the common neighbors of the two vertices incident to the edge e , respectively. Once the recursive process returns from the branching step at e , the edge e is excluded from S and moves to g_X . We call the above procedure *edge-oriented BK branching*, and call the corresponding framework for MCE problem as **EBBMC**. While **EBBMC** inherits the advantage that the sizes of the candidate graph instances have a tighter upper bound τ with the truss-based edge ordering, it would explore $O(m \cdot 2^\tau)$ sub-branches in the worst case, which undermines its superiority. To tackle this issue, we propose a hybrid branching framework, which jointly applies the vertex-oriented branching and the edge-oriented branching so that more branches can be pruned. We show a BB algorithm that is based on the hybrid branching framework, which we call **HBBMC**, would have a worst-case time complexity of $O(\delta m + \tau m \cdot 3^{\tau/3})$. Compared with the existing algorithms, when the condition $\delta \geq \tau + \frac{3}{\ln 3} \ln \rho$ is satisfied, where $\rho = \frac{m}{n}$ is the edge density of the graph, our algorithm is asymptotically better than the state-of-the-art algorithms. We note that the condition holds for many real-world graphs, as we verify empirically.

To further enhance the efficiency of BB frameworks, we develop an early termination technique. The key idea is based on an observation that it would be efficient to construct the maximal cliques directly for dense subgraphs without branching. For example, given a branch $B = (S, g_C, g_X)$ where the candidate graph g_C is a clique and g_X is an empty graph, it is unnecessary to create sub-branches; instead, we can include all vertices in g_C into S directly. Similarly, when g_C is a 2-plex or 3-plex (a graph g is said to be a t -plex if each vertex

$v \in V(g)$ has at most t non-neighbors including itself), we can also efficiently construct the maximal cliques of g_C in nearly optimal time. Specifically, we construct a complementary graph \bar{g}_C of g_C , where the complementary graph \bar{g}_C has the same set of vertices as g_C , with an edge between two vertices in \bar{g}_C if and only if they are disconnected from each other in g_C . An interesting observation is that the inverse graph of a 2-plex or a 3-plex only has isolated vertices, simple paths or simple cycles. By using the topological information of the inverse graph \bar{g}_C , we can output all maximal cliques within the branch in the time proportional to the number of maximal cliques inside. We note that the early termination technique is applicable to all BB frameworks (i.e., **VBBMC**, **EBBMC** and **HBBMC**) without impacting the worst-case time complexity of the BB frameworks.

Contributions. We summarize our contributions as follows.

- We propose a new algorithm **HBBMC** with a hybrid framework for the MCE problem, which integrates the vertex-oriented and the edge-oriented BK branching strategies. **HBBMC** has the worst-case time complexity of $O(\delta m + \tau m \cdot 3^{\tau/3})$. When $\delta \geq \tau + \frac{3}{\ln 3} \ln \rho$, which holds for many real-world graphs, **HBBMC** is asymptotically better than the state-of-the-art algorithms. (Section III)
- We further develop an early termination technique to enhance the efficiency of branch-and-bound frameworks including **HBBMC**, i.e., for branches with dense candidate graphs (e.g., t -plexes) and empty exclusion graphs, we develop algorithms to directly construct the maximal cliques based on the topological information of the inverse graphs, which would be faster. (Section IV)
- We conduct extensive experiments on both real and synthetic graphs, and the results show that our **HBBMC** based algorithm with the early termination technique consistently outperforms the state-of-the-art (**VBBMC** based) algorithms. (Section V)

In addition, Section II reviews the problem and presents some preliminaries. Section VI reviews the related work and Section VII concludes the paper.

II. PROBLEM AND PRELIMINARIES

We consider an *unweighted* and *undirected* simple graph $G = (V, E)$, where V is the set of vertices and E is the set of edges. We denote by $n = |V|$ and $m = |E|$ the cardinalities of V and E , respectively. Given $u, v \in V$, both (u, v) and (v, u) denote the undirected edge between u and v . Given $u \in V$, we denote by $N(u, G)$ the set of neighbors of u in G , i.e., $N(u, G) = \{v \in V \mid (u, v) \in E\}$ and define $d(u, G) = |N(u, G)|$. Given $V_{sub} \subseteq V$, we use $N(V_{sub}, G)$ to denote the common neighbors of vertices in V_{sub} , i.e., $N(V_{sub}, G) = \{v \in V \mid \forall u \in V_{sub}, (v, u) \in E\}$. Given $V_{sub} \subseteq V$, we denote by $G[V_{sub}]$ the subgraph of G induced by V_{sub} , i.e., $G[V_{sub}]$ includes the set of vertices V_{sub} and the set of edges $\{(u, v) \in E \mid u, v \in V_{sub}\}$. Given $E_{sub} \subseteq E$, we denote by $G[E_{sub}]$ the subgraph of G induced by E_{sub} , i.e., $G[E_{sub}]$ includes the set of edges E_{sub} and the set of vertices $\{v \in V \mid$

$(v, \cdot) \in E_{sub}\}$. Let g be a subgraph of G induced by either a vertex subset of V or an edge subset of E . We denote by $V(g)$ and $E(g)$ its set of vertices and its set of edges, respectively.

Definition 1 (Clique [21]). *A subgraph g is said to be a clique if there exists an edge between every pair of vertices, i.e., $E(g) = \{(u, v) \mid u, v \in V(g), u \neq v\}$.*

Given a graph G , a clique C is said to be maximal if there is no other clique C' containing C , i.e., $V(C) \subseteq V(C')$.

Problem 1 (Maximal Clique Enumeration [16]). *Given a graph $G = (V, E)$, the Maximal Clique Enumeration (MCE) problem aims to find all maximal cliques in G .*

The maximal clique enumeration (MCE) problem is hard to solve since the number of maximal cliques in a graph could be exponential (e.g., $3^{n/3}$) in the worst case [22].

III. BRANCH-AND-BOUND ALGORITHMS

A. The Existing Branch-and-bound Framework: VBBMC

We first review a suite of *branch-and-bound* algorithms for maximal clique enumeration [8], [9], [18], [11], [15], [12], [17], which adopt a branching strategy called Bron-Kerbosch (BK) branching [16]. It recursively partitions the search space (i.e., the set of all maximal cliques in G) into several subspaces via *branching* until some stopping criteria are satisfied [11], [18], [15]. The rationale is that a maximal clique can be constructed by merging two smaller cliques, namely a partial clique S and another clique which satisfies the maximality condition. Specifically, each branch B can be represented as a triplet (S, g_C, g_X) , where

- **set** S induces a partial clique found so far,
- **subgraph** g_C is induced by all candidate vertices that can form a larger clique with the vertices in S , and
- **subgraph** g_X is induced by all exclusion vertices that are excluded for forming cliques with S .

Given a graph $G = (V, E)$, the algorithm starts from the universal search space with $S = \emptyset$, $g_C = G$ and $g_X = G[\emptyset]$. Consider the branching step at a branch $B = (S, g_C, g_X)$. Let $\langle v_1, v_2, \dots, v_{|V(g_C)|} \rangle$ be an arbitrary ordering of the vertices in g_C . The branching step would produce $|V(g_C)|$ sub-branches, where the i -th branch, denoted by $B_i = (S_i, g_{C_i}, g_{X_i})$, includes v_i to S and excludes $\{v_1, v_2, \dots, v_{i-1}\}$. Formally, for $1 \leq i \leq |V(g_C)|$, we have

$$\begin{aligned} S_i &= S \cup \{v_i\}, & g_{C_i} &= G[V(g_C) \setminus \{v_1, v_2, \dots, v_i\}], \\ g_{X_i} &= G[V(g_X) \cup \{v_1, v_2, \dots, v_{i-1}\}] \end{aligned} \quad (1)$$

We note that g_{C_i} and g_{X_i} can be further refined by removing those vertices that are not adjacent to S_i since they cannot form any cliques with S_i within the search space. The process continues until no vertex can be further included into S , i.e., $V(g_C) = \emptyset$, at which point S is a maximal clique if $V(g_X)$ is also empty; otherwise, S is not maximal. We call the above branching step *vertex-oriented BK branching* since each sub-branch is formed by including a vertex to the set S . We call the vertex-oriented branch-and-bound framework for

Algorithm 1: The vertex-oriented branching-based BB framework for maximal clique enumeration: VBBMC

Input: A graph $G = (V, E)$.

Output: All maximal cliques within G .

```

1 VBBMC_Rec( $\emptyset, G, G[\emptyset]$ );
2 Procedure VBBMC_Rec( $S, g_C, g_X$ )
3   if  $V(g_C) \cup V(g_X) = \emptyset$  then
4     Output a maximal clique  $S$ ; return;
5   Let  $g = G[V(g_C) \cup V(g_X)]$  and choose a pivot  $u$ 
     from  $V(g)$ ;
6   for each  $v_i \in V(g_C)$  based on a given vertex
     ordering do
7     if  $(u, v_i) \in E(g)$  then continue;
8     Create branch  $B_i = (S_i, g_{C_i}, g_{X_i})$  based on
       Eq. (1);
9      $g'_{C_i}, g'_{X_i} \leftarrow$  Refine  $g_{C_i}$  and  $g_{X_i}$  by removing
       those vertices that are not adjacent to  $S_i$ ;
10    VBBMC_Rec( $S_i, g'_{C_i}, g'_{X_i}$ );
```

MCE as VBBMC. Furthermore, during the recursive process, the state-of-the-art algorithms [8], [9], [10], [17] usually adopt a pruning technique, called *pivoting* strategy, for pruning some branches. Formally, given a branch $B = (S, g_C, g_X)$, instead of producing branches for all vertices in g_C , these algorithms first choose a vertex $v \in V(g_C) \cup V(g_X)$, which is called the *pivot vertex*. They then create the branches only for v 's non-neighbors in g_C (including v itself if $v \in V(g_C)$), i.e., the branches produced on v 's neighbors are pruned. The rationale is that those maximal cliques that have v 's neighbors inside either include v or include at least one of v 's non-neighbors, since otherwise, the clique is not maximal.

We present the pseudo-code in Algorithm 1. We remark that Algorithm 1 only presents the algorithmic idea while the possible pruning techniques (e.g., detailed pivoting selection [8], [12], [18] and graph reduction [15]) and detailed implementations (e.g., the data structures used for representing a branch [9], [10], [11]) vary in existing algorithms. Different variants of VBBMC have different time complexities (which we summarize in the Appendix A), among which the best time complexity is $O(n\delta \cdot 3^{\delta/3})$, where δ is the degeneracy of the graph [9], [10]. Some more details of variants of VBBMC will be provided in the related work (Section VI).

B. A New Branch-and-bound Framework: EBBMC

We observe that there exists another branching strategy in which, given a branch $B = (S, g_C, g_X)$, the sub-branches can be created based on the *edges* in g_C [19]. We call the branching step involved in this approach as *edge-oriented branching*. Specifically, consider the branching step at B and let $\langle e_1, e_2, \dots, e_{|E(g_C)|} \rangle$ be an arbitrary edge ordering for the edges in g_C . Then the branching step would create $|E(g_C)|$ sub-branches from B , where the i -th branch, denoted by $B_i = (S_i, g_{C_i}, g_{X_i})$, includes the two vertices incident to the

edge e_i , i.e., $V(e_i)$, and excludes from g_C those edges in $\{e_1, e_2, \dots, e_{i-1}\}$. Formally, for $1 \leq i \leq |E(g_C)|$, we have

$$\begin{aligned} S_i &= S \cup V(e_i), \quad g_{C_i} = G[E(g_C) \setminus \{e_1, e_2, \dots, e_i\}], \\ g_{X_i} &= G[E(g_X) \cup \{e_1, e_2, \dots, e_{i-1}\}], \end{aligned} \quad (2)$$

We note that g_{C_i} and g_{X_i} can be further refined by removing those vertices that are not adjacent to S_i . We note that given a branch B , the branching steps formulated by Eq. (2) do not always cover all maximal cliques in B since there may exist some vertices whose degrees are zero in g_C (i.e., the vertices can be added to S to form larger cliques, yet this cannot be achieved by expanding S with any edges in g_C). For example, when there are isolated vertices in G , they are also maximal cliques, i.e., 1-cliques. However, any branch produced by Eq. (2) does not cover these maximal cliques. In general, for the maximal cliques with their sizes being odd numbers, each edge-oriented branching step would involve two vertices to S and finally there exists a branch $B = (S, g_C, g_X)$ in which there are isolated vertices in g_C . To enumerate all maximal cliques which include these vertices, we observe that no other vertices can be further added to S after any of these zero-degree vertices is included in S . Thus, we can directly output these maximal cliques if they satisfy the maximality condition. Formally, let $Z(g_C)$ be the set of vertices in g_C whose degrees are zero and let $\langle v_1, v_2, \dots, v_{|Z(g_C)|} \rangle$ be an arbitrary vertex ordering. We create additional $|Z(g_C)|$ branches. For each entry $1 \leq j \leq |Z(g_C)|$, the branch $B_j = (S_j, g_{C_j}, g_{X_j})$ is represented by

$$\begin{aligned} S_j &= S \cup \{v_j\}, \quad g_{C_j} = G[\emptyset], \\ g_{X_j} &= (V_{C \cup X} \cup \{v_1, v_2, \dots, v_{j-1}\}, E_{C \cup X}) \end{aligned} \quad (3)$$

We note that (1) $V_{C \cup X}$ (resp. $E_{C \cup X}$) is the vertex (resp. edge) set of the graph g , where g is the subgraph of G induced by the edge set $E(g_C) \cup E(g_X)$, (2) we can choose an arbitrary vertex ordering for the vertices in $Z(g_C)$ since the subgraph g_{C_j} has no vertices or edges inside and (3) g_{X_j} can be further refined by removing those vertices that are not adjacent to S_j . Then, if the graph g_{X_j} has no vertex inside after refinement, S_j induces a maximal clique; otherwise, S_j is not a maximal clique. In summary, with Eq. (2) and Eq. (3), $|E(g_C)| + |Z(g_C)|$ branches would be formed, and all maximal cliques in B would be enumerated exactly once.

We call the above branching strategy as *edge-oriented BK branching* since it is mainly based on the edge-oriented branching strategy to partition a search space. We call the edge-oriented branch-and-bound framework for **MCE** as **EBBMC**. The pseudo-code is shown in Algorithm 2. Compared with edge-oriented branching strategy for k -clique listing problem (i.e., **EBBkC** framework) [19], both frameworks are associated with a partial clique S and a candidate subgraph, whose definitions are the same with each other. The major difference is that in **EBBMC**, the maximal cliques can have a range of sizes, varying from the smallest one (e.g., a vertex, representing a maximal 1-clique) to the largest one (ω -clique, where ω denotes the size of the maximum clique) while in **EBBkC**, all listed cliques are required to possess exactly k

Algorithm 2: The edge-oriented branching-based BB framework for maximal clique enumeration: **EBBMC**

Input: A graph $G = (V, E)$.

Output: All maximal cliques within G .

```

1 EBBMC_Rec ( $\emptyset, G, G[\emptyset]$ );
2 Procedure EBBMC_Rec ( $S, g_C, g_X$ )
3   if  $V(g_C) \cup V(g_X) = \emptyset$  then
4     Output a maximal clique  $S$ ; return;
5   for each  $e_i \in E(g_C)$  based on a given edge
     ordering do
6     Create branch  $B_i = (S_i, g_{C_i}, g_{X_i})$  based on
       Eq. (2);
7      $g'_{C_i}, g'_{X_i} \leftarrow$  Refine  $g_{C_i}$  and  $g_{X_i}$  by removing
       those vertices that are not adjacent to  $S_i$ ;
8     EBBMC_Rec ( $S_i, g'_{C_i}, g'_{X_i}$ );
9   for each  $v_j \in Z(g_C)$  do
10    Create branch  $B_j = (S_j, g_{C_j}, g_{X_j})$  based on
      Eq. (3);
11     $g'_{X_j} \leftarrow$  Refine  $g_{X_j}$  by removing those vertices
      that are not adjacent to  $S_j$ ;
12    if  $V(g'_{X_j}) = \emptyset$  then
13      Output a maximal clique  $S_j$ 

```

vertices inside, with the value of k being a pre-determined input. As a result, for **EBBkC**, the branching step would still be conducted based on the edges as long as $|S| + 1 < k$, no matter whether there exist isolated vertices in the candidate subgraph of the branch. Therefore, the branching procedure represented in Eq. (3) is not necessary for **EBBkC**.

Ordering of the edges. For a sub-branch B_i produced from B , the size of the graph g_{C_i} after the refinement (i.e., the number of the vertices in g'_{C_i}) is equal to the number of common neighbors of vertices in $V(e_i)$ in g_{C_i} (line 7 of the Algorithm 2). That is

$$|V(g'_{C_i})| = |N(V(e_i), g_{C_i})| \quad (4)$$

where g_{C_i} is defined in Eq. (2). To minimize the size of the graph instances for the sub-branches, as it would reduce the time costs for solving the current branch, we choose the *truss-based edge ordering* [19] for branching. Specifically, the truss-based edge ordering can be obtained via a greedy procedure: it iteratively removes from the remaining g_C the edge whose vertices have the smallest number of common neighbors and then adds it to the end of the ordering. By adopting the truss-based edge ordering, the largest size of a graph instance among all sub-branches created during the recursive procedure can be bounded by τ , whose value is strictly smaller than the degeneracy number δ of the graph G (i.e., $\tau < \delta$) [19]. The pseudo-code of **EBBMC** with truss-based edge ordering is presented in Algorithm 3. In particular, we only compute the truss-based edge ordering of G (i.e., $\pi_\tau(G)$) for the branching at the initial branch (lines 2-5). Then, for any other branching

Algorithm 3: EBBMC with truss-based edge ordering

Input: A graph $G = (V, E)$.**Output:** All maximal cliques within G .

```

1  $\pi_\tau(G) \leftarrow$  the truss-based ordering of edges in  $G$ ;
2 for each edge  $e_i \in E(G)$  following  $\pi_\tau(G)$  do
3   Obtain  $S_i, g'_{C_i}$  and  $g'_{X_i}$  (lines 6-7 of Algorithm 2);
4   Initialize  $V_+(e_i) \leftarrow V(g'_{C_i}), E_+(e_i) \leftarrow E(g'_{C_i}),$ 
    $V_-(e_i) \leftarrow V(g'_{X_i})$  and  $E_-(e_i) \leftarrow E(g'_{X_i});$ 
5   EBBMC-T_Rec( $S_i, g'_{C_i}, g'_{X_i}$ );
6 Conduct Termination (lines 9-12 of Algorithm 2);
7 Procedure EBBMC-T_Rec( $S, g_C, g_X$ )
8   Conduct Termination (lines 3-4 and 9-12 of
   Algorithm 2);
9   for each edge  $e \in E(g_C)$  do
10     $S' \leftarrow S \cup V(e), g'_C \leftarrow$ 
     $(V(g_C) \cap V_+(e), E(g_C) \cap E_+(e))$  and
     $g'_X \leftarrow (V(g_X) \cap V_-(e), E(g_X) \cap E_-(e));$ 
11    EBBMC-T_Rec( $S', g'_C, g'_X$ );
12     $E(g_C) \leftarrow E(g_C) \setminus \{e\}$  and
     $E(g_X) \leftarrow E(g_X) \cup \{e\};$ 

```

step at a following branch $B = (S, g_C, g_X)$, edges in g_C adopt the same ordering to those used in $\pi_\tau(G)$, which could differ with the truss-based edge ordering of g_C . Given a branch B other than the initial branch, to create the sub-branches efficiently, we maintain four additional auxiliary sets for each edge in G , i.e., $V_+(\cdot), E_+(\cdot), V_-(\cdot)$ and $E_-(\cdot)$ (line 4). The idea is that for an edge e , all edges in $E_+(e)$ (resp. $E_-(e)$) are ordered behind (resp. before) e in π_τ and the vertices incident to these edges are both connected with those incident to e , and $V_+(e)$ (resp. $V_-(e)$) is the set of the vertices in $G[E_+(e)]$ (resp. $G[E_-(e)]$). Therefore, the branching steps can be efficiently conducted via set intersections (line 9). The correctness of this implementation can be easily verified.

Theorem 1. *Given a graph $G = (V, E)$, the time and space complexities of EBBMC with the truss-based edge ordering are $O(\delta m + \tau m \cdot 2^\tau)$ and $O(m + n)$, respectively.*

Proof. EBBMC first needs $O(\delta m)$ time to obtain the truss-based edge ordering [23]. Then it creates $O(m)$ sub-branches from the initial branch $B = (\emptyset, G, G[\emptyset])$. Since (1) the edge-oriented branching corresponds to a recursive binary partitioning process, which implies that each sub-branch would explore $O(2^\tau)$ branches in the worst case and (2) the size of a maximal clique can be bounded by τ , the worst-case time complexity of EBBMC is $O(\delta m + \tau m \cdot 2^\tau)$. \square

C. A Hybrid Branch-and-bound Framework: HBBMC

On the one hand, the edge-oriented branching framework with the truss-based edge ordering can produce much smaller graph instances than those produced by vertex-oriented branching strategy since $\tau < \delta$ [19]. On the other hand, the vertex-oriented branching framework can be improved

Algorithm 4: The hybrid branching-based BB framework for maximal clique enumeration: HBBMC

Input: A graph $G = (V, E)$.**Output:** All maximal cliques within G .

```

1  $\pi_\tau(G) \leftarrow$  the truss-based ordering of edges in  $G$ ;
2 for each edge  $e_i \in E(G)$  following  $\pi_\tau(G)$  do
3   Obtain  $S_i, g'_{C_i}$  and  $g'_{X_i}$  (lines 6-7 of Algorithm 2);
4   VBBMC_Rec( $S_i, g'_{C_i}, g'_{X_i}$ );
5 Conduct Termination (lines 9-12 of Algorithm 2);

```

with the pivoting strategy [8], [12]. Therefore, we propose to integrate the pivoting strategy into the EBBMC framework to enjoy the merits of both frameworks. Specifically, we observe that the maximal cliques in B can be enumerated either with VBBMC frameworks (where the branches are produced based on the vertices in g_C according to Eq. (1)) or with EBBMC framework (where the branches are produced mainly based on the edges in g_C according to Eq. (2) and Eq. (3)). To inherit the benefits from these two frameworks, we first adopt EBBMC for the branching at the initial branch $B = (\emptyset, G, G[\emptyset])$ since the produced candidate graph instance in each sub-branch is bounded by τ ; then for each produced sub-branch, to achieve the best theoretical performance, we adopt VBBMC with classic pivot selection [8], [9] to boost the efficiency. Specifically, given a branch $B = (S, g_C, g_X)$, the pivoting strategy always selects a vertex $v^* \in V(g_C) \cup V(g_X)$ such that v^* has the most number of neighbors in g_C . We call this hybrid branch-and-bound framework for MCE as HBBMC, whose pseudo-code is presented in Algorithm 4. We note that HBBMC is the first algorithm that integrates the edge-oriented branching strategy and the vertex-oriented branching strategy for enumeration problem. Besides, with this new hybrid branching strategy, the worst-case time complexity can be theoretically improved when the graph satisfies some condition, which we show in the following theorem as follows.

Theorem 2. *Given a graph $G = (V, E)$, the time and space complexities of HBBMC are $O(\delta m + \tau m \cdot 3^{\tau/3})$ and $O(m + n)$, respectively.*

Proof. The running time of HBBMC consists of (1) the time of generating the truss-based edge ordering and obtaining the subgraphs (i.e., g_C and g_X) for enumeration, which can be done in $O(\delta m)$ time, where δ is the degeneracy of the graph, and (2) the time of recursive enumeration procedure, which can be done in $O(\tau m \cdot 3^{\tau/3})$ time. Detailed analysis can be found in the Appendix B. \square

Differences between HBBMC and EBBkC [19]. In specific, our HBBMC algorithm targets the maximal clique enumeration problem and has the worst-case time complexity of $O(\delta m + \tau m \cdot 3^{\tau/3})$ while EBBkC in [19] targets the k -clique listing problem and has the worst-case time complexity of $O(\delta m + km \cdot (\tau/2)^{k-2})$. Although these two theoretical results both come from the analysis of the recurrence of the

time cost $T(n)$, where n is the size of candidate graph, they follow totally different guidelines and have different forms of the recurrence inequalities (Eq. (8) of this paper v.s. Eq. (6) in [19]). To see this, we explain it from the perspective of the recursion tree (i.e., both algorithms are branch-and-bound algorithms and form a recursion tree with each branch being a tree node).

- The depth of the recursion tree formed by HBBMC is bounded by τ while that formed by EBBkC is bounded by k (note that the partial solution of HBBMC (resp. EBBkC) contains at most τ (resp. k) vertices and we add at least one vertex to the partial set at each branching), where τ can be much larger than k in practice.
- The width of the recursion tree formed by HBBMC is different from that of EBBkC. Note that for a branch $B = (S, g_C, g_X)$ in HBBMC, it forms $V(g_C) \setminus N(v^*, g_C)$ sub-branches based on the vertex-oriented branching with pivot selection, where v^* is the pivot vertex, while for a branch B in EBBkC, where B is associated with a partial clique S and a candidate graph g , it forms at most $V(g)$ sub-branches based on the vertex-oriented branching.

Due to the above differences, the recursion tree of HBBMC would be narrower but deeper while the recursion tree of EBBkC in [19] would be wider but shallower. This also contributes to the different number of branches in the recursion tree. Specifically, the number of branches in the tree of HBBMC could be exponential wrt the size of the input (e.g., $O(3^{n/3})$) while that of EBBkC is polynomial (e.g., $O(n^k)$) wrt the size of the input. Therefore, the problems of solving the recurrence inequalities are largely different from each other.

Furthermore, the correctness of HBBMC is based on the edge-oriented BK branching, which is a newly introduced branching strategy that is not considered in any existing work, including [19]. Specifically, we refer to two formulated branching steps of ours and [19] (Eqs. (2) and (3) of this paper v.s. Eq. (2) of [19]), respectively. The differences are in twofold. First, the data structure g_X must be maintained for maximality checking for the maximal clique enumeration problem such that each maximal clique is enumerated only once but g_X is not necessary for the k -clique listing problem. Second, Eq. (3) is solely for our problem, for which we have explained in Section III-B.

Lastly, the term “hybrid” refers to different meanings in our paper and in [19], respectively. In our paper, the “hybrid” in HBBMC refers to different enumeration frameworks (e.g., the vertex-oriented one and the edge-oriented one) while [19] solely utilizes edge-based branching. The achieved theoretical results in this paper (Theorem 2) rely not only on the edge ordering but also on the pivot selection strategy.

Remarks. First, compared with VBBMC algorithms, we define the edge density of the graph as $\rho = \frac{m}{n}$. When $\delta \geq \max\{3, \tau + \frac{3 \ln \rho}{\ln 3}\}$, the time complexity of HBBMC (i.e., $O(\delta m + \tau m \cdot 3^{\tau/3})$) is bounded by the time complexity of the state-of-the-art VBBMC algorithms (i.e., $O(n\delta \cdot 3^{\delta/3})$). The reason is as follows. First, $O(\delta m)$ is bounded by $O(n\delta \cdot 3^{\delta/3})$ when $\delta \geq 3$ since

(1) $m \leq n\delta$ [24] and (2) $\delta \leq 3^{\delta/3}$ holds for all δ when $\delta \geq 3$. Second, $O(\tau m \cdot 3^{\tau/3})$ is bounded by $O(n\delta \cdot 3^{\delta/3})$ when $\delta \geq \tau + \frac{3 \ln \rho}{\ln 3}$. To see this, given $\delta \geq \tau + \frac{3 \ln \rho}{\ln 3}$, we have $\tau m \cdot 3^{\tau/3} < \delta \cdot n\rho \cdot 3^{\delta/3 - \frac{\ln \rho}{\ln 3}} = \delta n \cdot 3^{\delta/3}$, where the inequality derives from the facts $\tau < \delta$ [19], $m = n\rho$ and the given condition, and the equation derives from the fact $3^{\frac{\ln \rho}{\ln 3}} = \rho$. We collect the values of δ , τ and ρ on 139 real-world graphs from [25] and 84 real-world graphs from [26], finding that the condition $\delta \geq \max\{3, \tau + \frac{3 \ln \rho}{\ln 3}\}$ is satisfied for the majority of the graphs (111 out of 139 and 72 out of 84, respectively). Second, there are several different VBBMC algorithms in existing studies, which implies that HBBMC can incorporate EBBMC with different VBBMC implementations. We choose the VBBMC with the pivot selection strategy used in [8], [9] as the default setting since it achieves the best theoretical results and the relatively good performance in practice (details will be presented in Section V).

IV. EARLY TERMINATION TECHNIQUE

Suppose that we are at a branch $B = (S, g_C, g_X)$, where g_C is dense (e.g., it is a clique or nearly a clique) and g_X is an empty graph, and we aim to enumerate all maximal cliques within B . While the pivot strategy in VBBMC and HBBMC has proven to be effective in practice, it still needs to conduct many set intersections within the vertices in g_C , which would be costly. To overcome this issue, we propose an *early-termination* technique, which can directly enumerate the maximal cliques in B with a dense g_C without further forming sub-branches on it. Specifically, we have the following observations. If g_C is a clique (a.k.a 1-plex), a 2-plex or a 3-plex, we can directly enumerate all maximal cliques within g_C in nearly optimal time. For the first case, since g_X is an empty graph, we can directly include the vertices in g_C to S to form a maximal clique of G . For the other two cases, we construct the inverse graph \bar{g}_C of g_C . An observation is that \bar{g}_C only has several simple paths or cycles. With these additional topological information, we can output all maximal cliques in an amount of time that is proportional to the number of maximal cliques in g_C (details will be discussed in Section IV-A and Section IV-B).

A. Enumerating Maximal Cliques from 2-Plex in Nearly Optimal Time

Consider a branch $B = (S, g_C, g_X)$ where g_C is a 2-plex and g_X is an empty graph. We can partition all vertices in g_C into three disjoint sets, namely set F , set L and set R , each of which induces a clique. This process can be done in two steps. First, we partition $V(g_C)$ into two sets: one containing the vertices that are connected with all the other vertices in g_C (this is F) and the other containing the remaining vertices (this is $L \cup R$). For the latter, since each vertex in a 2-plex disconnects with at most 2 vertices (including itself), $L \cup R$ must contain a collection of pairs of vertices $\{u, v\}$ such that u disconnects with v in g_C . Thus, we can break each pair of vertices and partition $L \cup R$ into two disjoint sets, where L and R include the first and the second vertices in these

Algorithm 5: Enumerate maximal cliques in a 2-plex

Input: A branch $B = (S, g_C, g_X)$, where g_C is to a 2-plex and g_X is an empty graph.

Output: All maximal cliques within B .

```

1 Partition  $V(g_C)$  into three disjoint sets  $F$ ,  $L$  and  $R$ ,
  such that  $L[i]$  disconnects with  $R[i]$  in  $g_C$  for
   $1 \leq i \leq |L|$ ;
2 for  $num = 0$  to  $2^{|L|} - 1$  do
3    $S' \leftarrow F$ ;
4   for  $i = 1$  to  $|L|$  do
5     if the  $i$ -th bit of  $num$  is 0 then
6        $S' \leftarrow S' \cup \{L[i]\}$ ;
7     else  $S' \leftarrow S' \cup \{R[i]\}$ ;
8   Output a maximal clique  $S \cup S'$ ;
```

pairs, respectively. We note that the partitioning of $L \cup R$ is not unique. Consider an arbitrary one. We observe that the vertex set $F \cup L$ induces a maximal clique in g_C . The reason is that if there exists a larger clique C' that is induced by $F \cup L \cup R'$ where $R' \neq \emptyset$, then we must have $R' \subseteq R$. We can find a subset of L , denoted by L' , such that each vertex in L' disconnects with a vertex in R' . In this case, C' is not a clique. Then consider the number of different partitions of $L \cup R$. For each pair of vertices $\{u, v\}$ such that u disconnects with v , we can either have (1) $u \in L$ and $v \in R$ or (2) $v \in L$ and $u \in R$. Thus, there are $2^{|L|}$ different partitions of $L \cup R$. That is, we have $2^{|L|}$ maximal cliques in g_C . We summarize the above procedure in Algorithm 5.

Theorem 3. Given a branch $B = (S, g_C, g_X)$ with g_C being a 2-plex and g_X being an empty graph, Algorithm 5 enumerates all maximal cliques within B in $O(E(g_C) + \omega(g_C) \cdot c(g_C))$ time, where $\omega(g_C)$ is the size of the largest maximal clique within B and $c(g_C)$ is the number of maximal cliques in g_C .

Proof. First, Algorithm 5 takes $O(E(g_C))$ time for partitioning $V(g_C)$ into three sets (line 1). In each round of lines 2-7, the algorithm guarantees exactly one maximal clique of g_C to be found. \square

We note that the above procedure achieves a *nearly optimal* time complexity since $O(\omega(g_C) \cdot c(g_C))$ is the optimal time and it only takes $O(E(g_C))$ extra time.

B. Enumerating Maximal Cliques from 3-Plex in Nearly Optimal Time

Consider a branch $B = (S, g_C, g_X)$ where g_C is 3-plex and g_X is an empty graph. We construct the inverse graph \bar{g}_C of g_C . We denote all isolated vertices in \bar{g}_C by F since they connect with all other vertices in g_C . Then for each vertex $v \in V(\bar{g}_C) \setminus F$, it belongs to a connected component which can be categorized into two classes: simple paths and simple cycles. The reason is that (1) the maximum degree of a vertex in \bar{g}_C is no greater than two and (2) all connected components of a graph with a maximum degree less than or equal to two

Algorithm 6: Function Enum_from_Path(p)

Input: A path $p = \{v_1, v_2, \dots, v_{|p|}\}$ in \bar{g}_C .

Output: All maximal cliques of g_C induced with the vertices in p .

```

1  $\mathbb{S} \leftarrow \emptyset$ ;
2 Enum_Rec( $\mathbb{S}, \{v_1\}, p$ ); Enum_Rec( $\mathbb{S}, \{v_2\}, p$ );
3 return  $\mathbb{S}$ ;
4 Procedure Enum_Rec( $\mathbb{S}, S_p, p$ )
5    $v_i \leftarrow$  the last vertex in  $S_p$ ;
6   if  $i + 2 > |p|$  then
7      $\mathbb{S} \leftarrow \mathbb{S} \cup \{S_p\}$ ; return;
8   Enum_Rec( $\mathbb{S}, S_p \cup \{v_{i+2}\}, p$ );
9   if  $i + 3 \leq |p|$  then
10    Enum_Rec( $\mathbb{S}, S_p \cup \{v_{i+3}\}, p$ );
```

consist exclusively of simple paths or simple cycles [27]. We elaborate on the details of enumerating maximal cliques within these simple paths and simple cycles as follows.

Category 1 - Paths. For a path $p = \{v_1, v_2, \dots, v_{|p|}\}$ in \bar{g}_C ($|p| \geq 2$), the vertices are in the order where $(v_i, v_{i+1}) \in E(\bar{g}_C)$. Correspondingly, it implies that v_1 and $v_{|p|}$ disconnect with only one vertex in g_C (i.e., v_2 and $v_{|p|-1}$, respectively), and for any other vertices v_i (if any), it disconnects with two vertices v_{i-1} and v_{i+1} in g_C for $2 \leq i \leq |p| - 1$. Next, we present how we can enumerate all maximal cliques in g_C within the vertices of a path p of \bar{g}_C . The procedure can be summarized in three steps.

- **Step 1 - Initialization.** Let S_p be a subset of $V(p)$ that induces a partial clique of g_C . We initialize $S_p = \{v_1\}$ or $S_p = \{v_2\}$.
- **Step 2 - Expansion.** Let v_i be the last vertex of S_p . Then S_p can be either expanded (1) by adding v_{i+2} into S_p (i.e., $S_p = S_p \cup \{v_{i+2}\}$) or (2) by adding v_{i+3} into S_p (i.e., $S_p = S_p \cup \{v_{i+3}\}$). Repeat Step 2 until no vertex can be used to expand S_p , i.e., $i + 2 > |p|$, then go to Step 3.
- **Step 3 - Termination.** Report S_p as a maximal clique induced within the vertices of the path p .

Correctness. First, when both v_1 and v_2 are not in S_p , S_p cannot be maximal since we can add v_1 into S_p to form a larger clique. Second, it is easy to see that when $v_i \in S_p$, v_{i+1} cannot be in S_p since they are disconnected with each other in g_C . Thus, one possible choice is to add v_{i+2} to S_p . Besides, there exists another choice that we also exclude v_{i+2} from S_p but include v_{i+3} into S_p . In this case, adding v_{i+1} or v_{i+2} to S_p cannot form a larger clique since v_i disconnects with v_{i+1} in g_C and v_{i+2} disconnects with v_{i+3} in g_C . For other expansion that does not include v_{i+2} and v_{i+3} inside, S_p cannot be maximal since we can add v_{i+2} into S_p to form a larger clique. An illustration of enumerating maximal cliques in a given path p is shown in Figure 1(a) and Figure 1(b). The pseudo-codes of function Enum_from_Path(p) is shown in Algorithm 6.

Category 2 - Cycles. For a cycle $c = \{v_1, v_2, \dots, v_{|c|}\}$ in \bar{g}_C

Algorithm 7: Function Enum_from_Cycle(c)

Input: A cycle $c = \{v_1, v_2, \dots, v_{|c|}\}$ in \bar{g}_C .
Output: All maximal cliques of g_C induced with the vertices in c .

```

1 if  $|c| = 3$  then return  $\{\{v_1\}, \{v_2\}, \{v_3\}\}$ ;
2 if  $|c| = 4$  then return  $\{\{v_1, v_3\}, \{v_2, v_4\}\}$ ;
3 if  $|c| = 5$  then return
   $\{\{v_1, v_3\}, \{v_1, v_4\}, \{v_2, v_4\}, \{v_2, v_5\}, \{v_3, v_5\}\}$ ;
4 if  $|c| \geq 6$  then
5    $\mathbb{S} \leftarrow \emptyset$ ;
6   Enum_Rec( $\mathbb{S}, \{v_1\}, \{v_1, v_2, \dots, v_{|c|-1}\}$ );
7   Enum_Rec( $\mathbb{S}, \{v_2\}, \{v_2, v_3, \dots, v_{|c|}\}$ );
8   Enum_Rec( $\mathbb{S}, \{v_{|c|}, v_3\}, \{v_3, v_4, \dots, v_{|c|-2}\}$ );
9   return  $\mathbb{S}$ ;
```

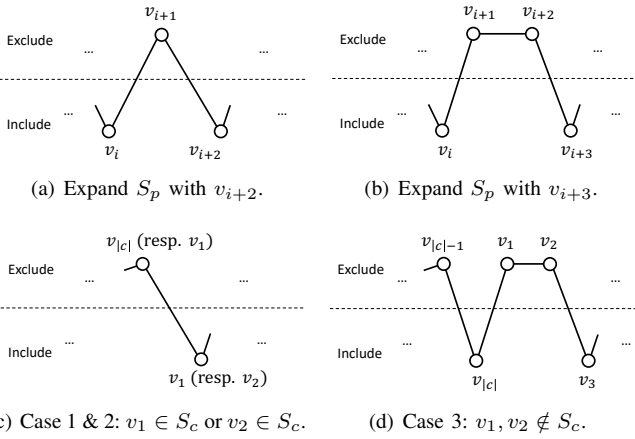


Fig. 1. (a) and (b) show two possible cases to expand a partial maximal clique S_p of a given path p when $v_i \in S_p$ is the last vertex. (c) and (d) show three possible cases to enumerate all maximal cliques given a cycle c . Note that “Include” (resp. “Exclude”) means that the vertices that are included in (resp. excluded from) a maximal clique.

($|c| \geq 3$), the vertices are in the order where $(v_i, v_{i+1}) \in E(\bar{g}_C)$. When $|c| = 3$, $|c| = 4$ and $|c| = 5$, the maximal cliques are $\{\{v_1\}, \{v_2\}, \{v_3\}\}$, $\{\{v_1, v_3\}, \{v_2, v_4\}\}$ and $\{\{v_1, v_3\}, \{v_1, v_4\}, \{v_2, v_4\}, \{v_2, v_5\}, \{v_3, v_5\}\}$, respectively. For $|c| \geq 6$, there are three possible cases, each of which can be reduced to enumerate maximal cliques given a simple path in \bar{g}_C as described in Category 1. Let S_c be a subset of $V(c)$ that induces a maximal clique of g_C .

- **Case 1** - $v_1 \in S_c$. Consider path $p = \{v_1, v_2, \dots, v_{|c|-1}\}$. All maximal cliques within c can be enumerated by following three steps in Category 1 with initialization $S_p = \{v_1\}$.
- **Case 2** - $v_2 \in S_c$. Consider path $p = \{v_2, v_3, \dots, v_{|c|}\}$. All maximal cliques within c can be enumerated by following three steps in Category 1 with initialization $S_p = \{v_2\}$.
- **Case 3** - $v_1, v_2 \notin S_c$. Consider path $p = \{v_3, \dots, v_{|c|-2}\}$. All maximal cliques within c can be enumerated by following three steps in Category 1 with initialization $S_p = \{v_{|c|}, v_3\}$.

Correctness. For Case 1, when $v_1 \in S_c$, $v_{|c|}$ must not be in

Algorithm 8: Enumerate maximal cliques in a 3-plex

Input: A branch $B = (S, g_C, g_X)$ where g_C is to a 3-plex and g_X is an empty graph.
Output: All maximal cliques within B .

```

1 Construct the inverse graph  $\bar{g}_C$  of  $g_C$ ;
2  $F, \mathcal{P}, \mathcal{C} \leftarrow$  set of the isolated vertices, paths and cycles in  $\bar{g}_C$ ;
3 for each path  $p_i \in \mathcal{P}$  do
4    $\mathbb{S}_{p_i} \leftarrow$  Enum_from_Path( $p_i$ );
5 for each cycle  $c_i \in \mathcal{C}$  do
6    $\mathbb{S}_{c_i} \leftarrow$  Enum_from_Cycle( $c_i$ );
7 for each combination  $(S_{p_1}, S_{p_2}, \dots, S_{p_{|\mathcal{P}|}})$  where
8    $S_{p_i} \in \mathbb{S}_{p_i}$  do
9   for each combination  $(S_{c_1}, S_{c_2}, \dots, S_{c_{|\mathcal{C}|}})$  where
10     $S_{c_j} \in \mathbb{S}_{c_j}$  do
11      $S' \leftarrow F \cup \left( \bigcup_{i=1}^{|\mathcal{P}|} S_{p_i} \right) \cup \left( \bigcup_{j=1}^{|\mathcal{C}|} S_{c_j} \right)$ ;
12    Output a maximal clique  $S \cup S'$ ;
```

S_c since they are connected in \bar{g}_C . It corresponds to finding maximal cliques from the vertices in $\{v_1, v_2, \dots, v_{|c|-1}\}$ with v_1 required to be inside. For Case 2, when $v_2 \in S_c$, v_1 must not be in S_c . It corresponds to finding maximal cliques from the vertices in $\{v_2, \dots, v_{|c|}\}$ with v_2 required to be inside. For Case 3, when $v_1, v_2 \notin S_c$, to ensure the maximality of S_c , v_3 and $v_{|c|}$ must be in S_c since otherwise, we can add v_1 or v_2 to S_c to form a larger clique. As v_3 and $v_{|c|}$ are both in S_c , $v_{|c|-1}$ must not be in S_c . It corresponds to finding maximal cliques from the vertices in $\{v_3, \dots, v_{|c|-2}\}$ with v_3 required to be inside. An illustration of enumerating maximal cliques in a given cycle c is shown in Figure 1(c) and Figure 1(d). The pseudo-codes of function Enum_from_Cycle(c) is shown in Algorithm 7.

Once the maximal cliques within each cycle and path are enumerated, we combine them together to form the maximal cliques in g_C . We summarize the procedure in lines 5-8 of Algorithm 8.

Theorem 4. Given a branch $B = (S, g_C, g_X)$ with g_C being a 3-plex and g_X being an empty graph, Algorithm 8 enumerates all maximal cliques within B in $O(E(g_C) + \omega(g_C) \cdot c(g_C))$ time, where $\omega(g_C)$ is the size of the largest maximal clique within B and $c(g_C)$ is the number of maximal cliques in g_C .

Proof. First, Algorithm 8 takes $O(E(g_C))$ time for partitioning $V(g_C)$ into three sets (line 1). In each round of lines 7-10, the algorithm guarantees exactly one maximal clique of g_C to be found. \square

Similarly, Algorithm 8 also achieves a *nearly optimal* time complexity since $O(\omega(g_C) \cdot c(g_C))$ is the optimal time and Algorithm 8 only takes $O(E(g_C))$ extra time.

Remarks. First, the early-termination technique is orthogonal to all BB frameworks, including existing VBBMC algorithms and the HBBMC algorithm. With the early-termination tech-

TABLE I
DATASET STATISTICS.

Graph (Name)	Category	$ V $	$ E $	δ	τ	ρ
nasasrb (NA)	Social Network	54,870	1,311,227	35	22	23.9
fbwosn (FB)	Social Network	63,731	817,090	52	35	12.8
websk (WE)	Web Graph	121,422	334,419	81	80	2.8
wikitrust (WK)	Web Graph	138,587	715,883	64	31	5.2
shipsec5 (SH)	Social Network	179,104	2,200,076	29	22	12.3
stanford (ST)	Social Network	281,904	1,992,636	86	61	7.1
dblp (DB)	Collaboration	317,080	1,049,866	113	112	3.3
dielfilter (DE)	Other	420,408	16,232,900	56	43	38.6
digg (DG)	Social Network	770,799	5,907,132	236	72	7.7
youtube (YO)	Social Network	1,134,890	2,987,624	49	18	2.6
pokec (PO)	Social Network	1,632,803	22,301,964	47	27	13.7
skitter (SK)	Web Graph	1,696,415	11,095,298	111	67	6.5
wikicn (CN)	Web Graph	1,930,270	8,956,902	127	31	4.6
baidu (BA)	Web Graph	2,140,198	17,014,946	82	29	8.0
orkut (OR)	Social Network	2,997,166	106,349,209	253	74	35.5
socfba (SO)	Social Network	3,097,165	23,667,394	74	29	7.6

nique, all BB algorithms retain the same time complexities provided before but run significantly faster in practice, as verified in experiments. Additionally, the strategy involves setting a small threshold t to apply early-termination to different densities of candidate graphs (i.e., t -plexes with varying t). We vary $t \in \{1, 2, 3\}$ in experiments and the results indicate that $t = 3$ achieves higher speedup over other choices. Second, the overhead of checking the early-termination condition is negligible. In the HBBMC framework, the pivoting strategy prunes branches that do not contain any maximal cliques. For a branch $B = (S, g_C, g_X)$, we calculate $d(v, g_C)$, the number of neighbors in g_C for each $v \in V(g_C) \cup V(g_X)$, and select the vertex v^* with the maximum $d(\cdot, g_C)$ as the pivot. The condition for g_C being a 2-plex (or 3-plex) can be checked simultaneously with pivot selection: g_C is a 2-plex (or 3-plex) if the minimum $d(v, g_C)$ for any $v \in V(g_C)$ is at least $|V(g_C)| - 2$ (or $|V(g_C)| - 3$). Let u_m be the vertex with the minimum $d(\cdot, g_C)$. Since $d(u, g_C) \geq d(u_m, g_C) \geq |V(g_C)| - 2$ (or $|V(g_C)| - 3$) for all $u \in V(g_C)$, g_C is confirmed as a 2-plex (or 3-plex). This check only adds $O(|V(g_C)|)$ time per branch, which we consider acceptable. Third, while the high-level idea of early-termination technique exists for enumeration problem (e.g., [19], [28]), our design is different from the existing ones and specific to MCE problem. Specifically, for k -clique listing problem [19], the design follows a combinatorial manner to find all vertices that are connected with each other; while for MCE problem, our design iteratively adds all possible vertices until no vertex can be added (i.e., adding any vertex would induce a non-clique). For maximal biclique enumeration problem [28], the termination is applied when candidate subgraphs have no edges inside; while for MCE problem, the termination is applied for dense candidate subgraphs. Fourth, our design is totally different from simply converting the original recursive procedure into an iterative loop. The reason is as follows. On the one hand, it is hard to convert the original recursive process into a loop since it needs to manually maintain a stack of various variables for conducting the pivot selection and pruning techniques. Thus, existing algorithms including BK and its variants are all implemented in a recursive way. On the other hand, our introduced method takes the advantages of the topological information of the t -plexes (with different values of t), which can be naturally implemented in an iterative way

TABLE II
COMPARISON WITH BASELINES (UNIT: SECOND).

	HBBMC++	RRef	RDegen	RRcd	RFac
NA	0.33	0.58	0.48	<u>0.46</u>	0.61
FB	1.10	1.78	1.67	<u>1.24</u>	1.70
WE	0.02	0.11	<u>0.08</u>	0.12	0.17
WK	0.57	1.12	1.03	<u>1.01</u>	1.68
SH	0.45	1.05	0.98	<u>0.78</u>	1.15
ST	1.26	2.15	1.70	<u>1.67</u>	5.07
DB	0.16	0.53	<u>0.47</u>	0.49	0.83
DE	3.82	8.29	7.47	<u>5.76</u>	9.91
DG	239.58	1441.22	<u>1046.40</u>	1518.36	1603.08
YO	1.47	2.85	2.32	<u>2.19</u>	6.45
PO	19.31	32.47	<u>25.96</u>	26.38	31.66
SK	25.15	65.27	<u>47.11</u>	44.90	71.96
CN	6.03	14.07	<u>11.18</u>	12.65	20.37
BA	13.81	28.67	<u>22.61</u>	<u>20.59</u>	36.51
OR	884.20	2297.57	<u>2200.54</u>	2410.93	2749.32
SO	21.12	40.58	39.61	<u>37.44</u>	42.91

as shown in Algorithm 5 and Algorithm 8. This should also be regarded as one of potential benefits of our method. We also provide examples of enumerating maximal cliques from 2-plex and 3-plex in the Appendix C.

V. EXPERIMENTS

A. Experimental Setup

Datasets. We use both real and synthetic datasets. The real datasets can be obtained from an open-source network repository [29]. For each graph, we follow existing studies [15], [11] by ignoring directions, weights, and self-loops (if any). Our approach is naturally extendable to directed or weighted graphs. By first extracting all maximal cliques without considering direction or weight, we can subsequently filter the cliques to include only those that satisfy user-defined directional or weighted conditions. We collect the graph statistics and report them in Table I, where ρ represents the edge density of a graph $G = (V, E)$ (i.e., $\rho = |E|/|V|$), δ is the graph degeneracy and τ is the truss related number whose definition can be found in [19]. The synthetic datasets are generated based on two random graph generators, namely the Erdős-Rényi (ER) graph model [30] and the Barabási-Albert (BA) graph model [31]. We provide the detailed descriptions of the synthetic datasets and the corresponding results in Appendix D.

Baselines, Metrics and Settings. We choose HBBMC as the default branching-based BB framework for comparison. Besides, we apply two techniques to enhance the performance of HBBMC. One is the early-termination technique (ET for short) as introduced in Section IV. We set the the parameter $t = 3$ by default for the early-termination technique. The other is the graph reduction technique (GR for short) proposed in [15], which is to eliminate the branches that are created based on some small-degree vertices and report the maximal cliques that involve these vertices directly during the recursive procedure. Note that GR is also orthogonal to frameworks and can be easily adopted to our algorithm. We denote our algorithm with the above two techniques by HBBMC++. We compare our algorithm HBBMC++ with four state-of-the-art algorithms proposed in [15], namely RRef, RDegen, RRcd and RFac in terms of running time. Specifically, each of these four algorithms can be viewed as the original VBBMC algorithms, i.e., BK_Ref [12], BK_Degen [9], BK_Rcd [11], BK_Fac

TABLE III

ABLATION STUDIES AND EFFECTS OF DIFFERENT IMPLEMENTATIONS OF THE HYBRID FRAMEWORKS (UNIT: SECOND).

	HBBMC++	HBBMC+	RDegen	Ref++	Rcd++	Fac++
NA	0.33	0.42	0.48	0.40	<u>0.38</u>	0.42
FB	<u>1.10</u>	1.40	1.67	1.17	0.99	1.20
WE	0.02	0.06	0.08	<u>0.04</u>	0.05	0.06
WK	0.57	0.78	1.03	0.68	<u>0.63</u>	0.94
SH	<u>0.45</u>	0.88	0.98	0.48	0.43	0.53
ST	1.26	<u>1.45</u>	1.70	1.60	1.49	3.74
DB	0.16	0.38	0.47	<u>0.18</u>	0.20	0.29
DE	<u>3.82</u>	5.53	7.47	4.23	3.53	5.07
DG	239.58	521.98	1046.40	426.28	<u>363.25</u>	412.58
YO	1.47	1.92	2.32	1.80	<u>1.66</u>	4.08
PO	19.31	<u>22.33</u>	25.96	24.15	23.54	23.55
SK	25.15	40.81	47.11	34.85	<u>28.78</u>	54.45
CN	6.03	<u>7.50</u>	11.18	7.59	8.19	10.88
BA	13.81	18.73	22.61	17.51	<u>15.09</u>	16.89
OR	884.20	1433.02	2200.54	<u>923.39</u>	1162.74	1104.95
SO	21.12	32.16	39.61	<u>21.63</u>	23.95	22.88

[18], with the graph reduction technique. The running time of all algorithms reported in our paper includes the time costs of (1) generating the orderings of vertices or edges (if any) and (2) enumerating maximal cliques via recursive procedures. The source codes of all algorithms are written in C++ and the experiments are conducted on a Linux machine with a 2.10GHz Intel CPU and 128GB memory. The codes are available at <https://github.com/wangkaixin219/HBBMC>.

B. Experimental Results on Real Datasets

(1) Comparison among algorithms. Table II shows the results of the running time of different algorithms for maximal clique enumeration on all datasets. We observe that our algorithm HBBMC++ runs faster than all baselines on all datasets. For most of the datasets that satisfy the condition $\delta \geq \tau + \frac{3}{\ln 3} \ln \rho$, the results are consistent with our theoretical analysis that the time complexity of HBBMC++ is better than those of the baseline algorithms. For example, on DG, CN and OR, the values of τ are far smaller than the values of δ . As a result, HBBMC++ can run up to 4.38x faster than the state-of-the-art algorithms. For the others (e.g., WE and DB), the speedups are also significant, i.e., HBBMC++ achieves 4.0x and 2.94x speedups on WE and DB, respectively. There are two possible reasons. First, while the HBBMC would produce more branches than the VBBMC algorithms from the initial branch (i.e., m branches v.s. n branches), the sizes of the branches are typically much smaller, which rarely reaches the worst case. Second, the early-termination technique ET also helps quickly enumerate those maximal cliques in a dense subgraph instead of making branches for the search space, which dramatically reduces the running time. RRcd and RDegen also perform well in practice. Both are BK branching-based algorithms, where the former follows BK_Rcd framework while the latter follows BK_Degen framework. The main difference between BK_Rcd and BK_Degen is that BK_Rcd adopts a *top-to-down* approach that starts from a subgraph and iteratively removes vertices from the subgraph until the subgraph becomes a clique, while BK_Degen, in essence, adopts a *bottom-to-up* approach that starts from an individual vertex, adds only one vertex into the result set with one independent recursive call, and discovers a maximal clique until all its vertices are added into the result set. When g_C is already a clique or a

TABLE IV

EFFECTS OF HYBRID FRAMEWORKS, VARYING THE TIME CHANGING FROM EDGE-ORIENTED TO VERTEX-ORIENTED BRANCHING STRATEGY.

	$d = 1$		$d = 2$		$d = 3$	
	Time (s)	#Calls	Time (s)	#Calls	Time (s)	#Calls
NA	0.33	365K	0.99	1.57M	4.99	13.3M
FB	1.10	2.15M	1.46	3.47M	2.45	6.82M
WE	0.02	205K	0.11	467K	1.29	1.45M
WK	0.57	1.76M	1.04	2.91M	2.35	5.83M
SH	0.45	1.57M	0.72	3.27M	1.91	10.6M
ST	1.26	1.69M	1.83	3.56M	11.12	14.7M
DB	0.16	537K	0.27	1.43M	3.05	3.61M
DE	3.82	1.29M	33.28	17.4M	313.02	279.1M
DG	239.58	1.54B	583.76	1.89B	798.05	2.07B
YO	1.47	3.97M	1.58	6.25M	1.75	8.24M
PO	19.31	27.9M	21.48	39.0M	25.48	65.1M
SK	25.15	53.8M	30.86	76.8M	59.09	104.5M
CN	6.03	16.6M	13.57	24.9M	16.57	39.8M
BA	13.81	25.1M	25.18	35.4M	26.43	53.5M
OR	884.20	5.58B	1391.90	6.11B	1829.41	6.70B
SO	21.12	42.5M	28.51	61.3M	38.23	108.8M

near-clique (e.g., a clique with only a few edges missing), BK_Rcd would create less branches than that of BK_Degen. This would help explain why BK_Rcd sometimes performs better than BK_Degen in practice.

(2) Ablation studies. We compare two variants of our methods, namely HBBMC++ (the full version) and HBBMC+ (the full version without the early-termination ET), with the state-of-the-art VBBMC algorithm RDegen. We note that it is not fair to compare HBBMC with other VBBMC algorithm (e.g., RRcd) since the former applies the classic pivot selection introduced in [8] while the latter does not. We report the results in the columns 1-3 of Table III and have the following observations. First, HBBMC+ runs consistently and clearly faster than RDegen, which demonstrates the contribution of the hybrid frameworks of HBBMC since HBBMC+ and RDegen only differ in their frameworks (note that the graph reduction technique GR is employed in RDegen). Second, HBBMC++ runs faster than HBBMC+, which demonstrates the contribution of the early-termination technique ET. For example, on OR, the hybrid framework and early-termination technique contribute 41.7% and 58.3% to the efficiency improvements over RDegen, respectively.

(3) Effects of hybrid frameworks (varying vertex-oriented branching framework). Recall that in Section III-C, there are several combinations of EBBMC and VBBMC to implement the hybrid framework (i.e., using different VBBMC frameworks). Therefore, we first study the effect of these combinations by making comparison among these implementations. We denote the algorithms for comparison by HBBMC++ (the full version), Ref++, Rcd++ and Fac++. We note that each of the last three algorithms corresponds to an enumeration procedure in which we (1) use the edge-oriented BB framework with truss-based edge ordering for the partitioning at the initial branch, (2) use the corresponding VBBMC algorithm (e.g., BK_Ref, BK_Rcd or BK_Fac) to produce the remaining branches and (3) use ET (with $t = 3$) and GR to boost the performance. We report the results in columns 4-6 of Table III. Compared among the algorithms with different VBBMC frameworks, HBBMC++ runs the fastest on the majority of the datasets. While Rcd++ runs faster on some datasets (e.g., FB, SH and DE), the differences are marginal.

TABLE V

EFFECTS OF EARLY-TERMINATION TECHNIQUE, WHERE “RATIO” IS THE RATIO BETWEEN THE NUMBER OF BRANCHES THAT CAN BE EARLY-TERMINATED (I.E., g_C IS t -PLEX AND g_X IS AN EMPTY GRAPH) AND THE NUMBER OF ALL BRANCHES WHERE THE CONDITION THAT g_C IS A t -PLEX IS SATISFIED.

	$t = 0$		$t = 1$			$t = 2$			$t = 3$		
	Time (s)	#Calls	Time (s)	#Calls	Ratio	Time (s)	#Calls	Ratio	Time (s)	#Calls	Ratio
NA	0.42	552K	0.38	374K	19.47%	0.34	366K	19.83%	0.33	365K	19.72%
FB	1.40	4.08M	1.33	3.45M	75.47%	1.25	2.77M	74.90%	1.10	2.15M	65.92%
WE	0.06	321K	0.04	217K	59.14%	0.03	206K	59.23%	0.02	205K	57.39%
WK	0.78	3.36M	0.64	2.76M	84.72%	0.60	2.20M	83.06%	0.57	1.76M	76.35%
SH	0.88	2.31M	0.66	1.72M	53.98%	0.52	1.66M	52.91%	0.45	1.57M	49.47%
ST	1.45	2.61M	1.36	1.99M	64.94%	1.29	1.76M	60.98%	1.26	1.69M	57.17%
DB	0.38	993K	0.29	571K	57.71%	0.22	550K	55.92%	0.16	537K	52.47%
DE	5.53	2.26M	4.94	1.30M	4.23%	4.02	1.29M	4.63%	3.82	1.29M	4.63%
DG	521.98	2.36B	419.62	2.06B	73.76%	347.80	1.78B	71.38%	239.58	1.54B	64.50%
YO	1.92	6.30M	1.74	5.00M	82.16%	1.57	4.37M	78.91%	1.47	3.97M	74.79%
PO	22.33	38.6M	21.20	33.4M	63.58%	20.03	30.2M	61.97%	19.31	27.9M	57.25%
SK	40.81	102M	35.83	82.3M	82.65%	30.45	69.1M	83.11%	25.15	53.8M	77.81%
CN	7.50	25.1M	6.86	20.6M	78.74%	6.57	18.2M	76.07%	6.03	16.6M	71.92%
BA	18.73	36.4M	15.49	31.1M	73.33%	14.39	27.6M	71.19%	13.81	25.1M	66.88%
OR	1433.02	8.99B	1034.83	7.73B	69.29%	966.22	6.78B	67.12%	884.20	5.58B	62.90%
SO	32.16	63.9M	26.03	53.2M	71.11%	18.22	47.0M	68.45%	21.12	42.5M	62.69%

TABLE VI
EFFECTS OF TRUSS-BASED EDGE ORDERING
(UNIT: SECOND).

	HBBMC++	VBBMC-dgn	HBBMC-dgn	HBBMC-mdg
NA	0.33	0.44	0.45	<u>0.37</u>
FB	1.10	1.42	1.43	<u>1.26</u>
WE	0.02	<u>0.04</u>	0.04	0.05
WK	0.57	0.76	0.77	<u>0.73</u>
SH	0.45	0.66	0.68	<u>0.55</u>
ST	1.26	1.81	1.89	<u>1.57</u>
DB	0.16	0.27	0.28	<u>0.23</u>
DE	3.82	6.81	6.96	<u>5.13</u>
DG	239.58	594.27	596.55	<u>486.02</u>
YO	1.47	<u>2.42</u>	2.51	2.53
PO	19.31	25.99	26.58	<u>20.64</u>
SK	25.15	37.58	38.71	<u>32.30</u>
CN	6.03	11.91	12.36	<u>7.83</u>
BA	13.81	16.78	17.19	<u>16.58</u>
OR	884.20	1505.95	1550.6	<u>1204.22</u>
SO	21.12	36.03	37.33	<u>27.66</u>

(4) **Effects of hybrid frameworks (varying the time when HBBMC++ changes from edge-oriented to vertex-oriented branching strategy).** We also explore alternative hybrid strategies by investigating the use of the edge-oriented branching strategy at varying depths within the recursion tree. Specifically, we applied the edge-oriented branching strategy at the early stages of the tree, up to a depth threshold $d \geq 1$, beyond which we switched to the pivot-based vertex-oriented branching strategy. By varying d within the range $d \in \{1, 2, 3\}$, we aimed to identify the optimal balance between the effectiveness of edge-oriented branching and the more granular control provided by vertex-oriented branching at deeper levels. We note that the case $d = 1$ corresponds to the branching strategy employed in HBBMC++. Table IV shows that increasing d typically results in more branching calls and longer runtimes, due to the lack of pivot-based pruning in edge-oriented branching. However, edge-oriented branching is still effective for rapid pruning at the initial stages, and adjusting d allows us to fine-tune when to leverage the strengths of each strategy. The results suggest that carefully choosing the threshold d (i.e., $d = 1$) is crucial for optimizing the performance of the hybrid framework, ensuring that the transition between branching strategies is both timely and effective.

(5) **Effects of early-termination technique.** We study the

effects by choosing different parameter t (in t -plex) for early-termination. We vary t in the range $\{0, 1, 2, 3\}$ and report the corresponding running time of HBBMC++ under different values of t . We note that when $t = 0$, HBBMC++ is equivalent to HBBMC+ (the full version without early-termination technique). The results are shown in Table V. We observe that the running time of HBBMC++ decreases as the value of t increases. The reason is that we can early-terminate the recursion in an earlier phase when t has a larger value as t -plex must be a t' -plex if $t < t'$ but not vice versa. We collect the statistics of the number of recursive function calls of VBBMC_Rec in HBBMC, showing that the numbers drop steadily from $t = 0$ to $t = 3$, which explains the contribution of the efficiency improvement with different values of t . Besides, there is another factor that affects the power of the early-termination. That is the ratio between the number of branches that can be early-terminated (i.e., g_C is t -plex and g_X is an empty graph), which we denote by b_0 , and the number of all branches where the condition that g_C is a t -plex is satisfied, which we denote by b . The closer the ratio is to 1, the more potent the early-termination becomes. We also report this ratio in Table V. We have the following observations. First, the ratio is over 60% with different settings of t on most of datasets, which indicates that the early-termination truly helps HBBMC accelerate the enumeration in such dense subgraphs. For the datasets such as NA and DE in which the ratio is relatively small, the possible reason is that these two graphs are dense (i.e., $\rho > 20$) but have too few maximal cliques inside (i.e., there are only 28,154 and 24,012 maximal cliques in NA and DE, respectively). As a result, the value of b is much larger than b_0 on these two graphs. Second, it shows a trend that the ratio decreases as the value of t increases. We collect the values of b_0 and b and find that while b_0 and b both increase as t increases, the increase rate of b is larger than that of b_0 . The possible reason is that the requirement that g_C is t -plex is much easier to be satisfied as the value of t increases but g_X is not always an empty graph.

(6) **Effects of truss-based edge ordering.** We compare the performance of HBBMC++ with three new baselines

that only differ in their branching strategies for the initial branch. VBBMC-dgn uses a vertex-oriented branching strategy based on degeneracy ordering. HBBMC-dgn adopts an edge-oriented branching strategy where edges are ordered alphabetically based on the degeneracy ordering of their endpoints. HBBMC-mdg also uses an edge-oriented branching strategy, but the edge ordering is based on a non-decreasing order of an upper bound derived from the minimum degree of their endpoints. The results are shown in Table VI. We have the following observations. First, HBBMC++ (with the proposed hybrid branching) outperforms VBBMC-dgn (with the existing vertex-oriented branching) across all datasets, with significant improvements particularly on larger datasets. This demonstrates the superiority of the proposed hybrid branching, particularly the edge-oriented branching, and is well aligned with the theoretical results in Theorem 2. Second, HBBMC++ consistently outperforms both HBBMC-dgn and HBBMC-mdg, which verifies the effectiveness of truss-based edge ordering towards reducing computational overhead. We remark that, without adopting the truss-based edge ordering, HBBMC-dgn and HBBMC-mdg cannot achieve the same time complexity as HBBMC++ does.

VI. RELATED WORK

Sequential algorithms for maximal clique enumeration (MCE) problem can be classified into two categories: branch-and-bound based algorithms [16], [8], [9], [10], [11], [12] and reverse-search based algorithms [32], [13], [14], [33], [20], [34], [35]. For the former, Bron-Kerbosch (BK) algorithm [16] is the first practical algorithm for MCE, in which each branch is represented by three vertex sets S , C and X (correspondingly, $g_C = G[C]$ and $g_X = G[X]$ are the candidate and exclusion subgraphs, respectively). BK_Pivot [8] improves BK with the pivoting strategy, which selects a vertex $u \in C \cup X$ that maximizes $|N(u, G) \cap C|$ as the pivot in each branch. It has been proved that the worst-case time complexity of BK_Pivot is $O(n \cdot 3^{n/3})$, which is worst-case optimal since the Moon-Moser graph [22] truly has $3^{n/3}$ maximal cliques inside. BK_Ref [12] refines and accelerates BK_Pivot by considering some special cases during the pivot selection process but retains the same worst-case time complexity as that of BK_Pivot. Recently, different vertex orderings are adopted to improve BK_Pivot on sparse graphs. Specifically, BK_Degen [9], [10] uses the degeneracy ordering for the branching at the initial branch $B = (\emptyset, G, G[\emptyset])$ such that for each produced sub-branch, there are at most δ vertices in the candidate subgraph g_C , where δ is the degeneracy of the graph, and correspondingly, the worst-case time complexity improves to $O(n\delta \cdot 3^{\delta/3})$. Similarly, BK_Degree [17] uses the degree ordering to branch the initial search space. In this case, there are at most h vertices in the candidate subgraph g_C , where h is the h -index of graph, and the worst-case time complexity is $O(nh \cdot 3^{h/3})$. BK_Rcd [11] extends BK_Degen with a top-to-down approach, which repeatedly conducts branching at the vertex with the smallest degree in g_C until g_C becomes a clique. BK_Fac [18] aims to choose the pivot efficiently.

Given a branch B , instead of finding an optimal pivot vertex that could minimize the number of produced sub-branches before the branching steps, BK_Fac first initializes an arbitrary vertex in g_C as pivot and iteratively changes to a new one if branching on it would produce fewer branches. However, given a branch $B = (S, g_C, g_X)$, BK_Rcd and BK_Fac would produce $2^{|V(g_C)|}$ sub-branches in total in the worst-case, the time complexities of these two algorithms are $O(n\delta \cdot 2^\delta)$. In [15], several graph reduction rules are proposed to improve the performance practically. We note that these rules are orthogonal to frameworks.

For the latter, they can be viewed as different instances of the general reverse-search enumeration framework [36]. It traverses from one solution to another solution following a depth-first search (DFS) procedure on an implicit connected solution graph. Although reverse-search based algorithms can guarantee that the time cost between two consecutive outputs is bounded by a polynomial function of the input size (i.e., polynomial delay), which implies that the time complexity of these algorithm is proportional to the number of maximal cliques within the input graph (i.e., output-sensitive), their performances on real-world graphs are not as competitive as those of branch-and-bound based algorithms [37].

There are also numerous studies that develop parallel algorithms for MCE [38], [39], [40], [41], [42], [43], [44], [45], [46], [47], [48], [49], [50], [51], [52], [53]. These algorithms extend the techniques that are originally proposed for sequential algorithms and aim to balance and reduce the computation overheads to achieve higher degrees of parallelism. Besides, there are also several related studies that (1) solve the MCE problem on other graph types, such as uncertain graphs [54], [55], temporal graphs [56], attributed graphs [57], [58] and graph streams [59], [60], and (2) solve MCE's counterpart problem, such as maximal biclique enumeration on bipartite graph [61], [62] and other maximal subgraph enumeration problems [63]. We note that the techniques proposed for these problems are not suitable for general MCE problem.

VII. CONCLUSION

In this paper, we study the maximal clique enumeration (MCE) problem. We propose a hybrid branch-and-bound (BB) algorithm, HBBMC, integrating both vertex-oriented and edge-oriented branching strategies, achieving a time complexity which is better than the best-known one under a condition that holds for the majority of real-world graphs. To further boost efficiency, we introduce an early termination technique, which is applicable across BB frameworks. Extensive experiments demonstrate the efficiency of our algorithms and the effectiveness of proposed techniques.

Acknowledgments. This research is supported by the Ministry of Education, Singapore, under its Academic Research Fund (Tier 2 Award MOE-T2EP20221-0013, Tier 2 Award MOE-T2EP20220-0011, and Tier 1 Award (RG20/24)). Any opinions, findings and conclusions or recommendations expressed in this material are those of the author(s) and do not reflect the views of the Ministry of Education, Singapore.

APPENDIX A
TIME COMPLEXITIES OF VBBMC ALGORITHMS

TABLE VII
THE WORST-CASE TIME COMPLEXITIES OF EXISTING VBBMC ALGORITHMS, WHERE n , h AND δ ARE THE NUMBER OF THE VERTICES, THE h -INDEX AND THE DEGENERACY OF THE GRAPH, RESPECTIVELY.

Algorithm name	Time complexity
BK [16]	$O(n \cdot (3.14)^{n/3})$
BK_Pivot [8], BK_Ref [12]	$O(n \cdot 3^{n/3})$
BK_Degree [17]	$O(hn \cdot 3^{h/3})$
BK_Degen [9], [10]	$O(\delta n \cdot 3^{\delta/3})$
BK_Rcd [11]	$O(\delta n \cdot 2^\delta)$
BK_Fac [18]	$O(\delta n \cdot (3.14)^{\delta/3})$

Different variants of VBBMC have different time complexities, which we summarize in Table VII. We note that BK_Rcd [11] and BK_Fac [18] do not provide the worst-case time complexity analysis in their paper. We provide the analysis as follows.

A. Time Complexity of BK_Rcd

We present the algorithm details of BK_Rcd [11] in Algorithm 9. Each branch is represented by three vertex sets S , C and X (correspondingly, $g_C = G[C]$ and $g_X = G[X]$ are the candidate and exclusion subgraph as introduced in Section III).

Theorem 5. *Given a graph $G = (V, E)$, the worst-case time complexity of BK_Rcd is $O(n\delta \cdot 2^\delta)$, where δ is the degeneracy of the graph.*

Proof. From line 6 and lines 8-9, we observe that, given a branch $B = (S, C, X)$, the algorithm iteratively removes the vertex with the minimum degree in the remaining candidate subgraph $G[C]$. This corresponds to using degeneracy ordering of $G[C]$ for branching. Let $T(c, x)$ be the total time cost to enumerate all maximal cliques within a branch $B = (S, C, X)$, where $|C| = c$ and $|X| = x$. Consider the initial branch. Based on the degeneracy ordering, the candidate subgraph of each produced sub-branch have at most δ vertices. Consider the branches other than the initial branch. While removing the vertex with the minimum degree is intuitive enough such that the remaining graph $G[C]$ is possible to be a non-trivial clique (other than a vertex or an edge) at line 10, it is not always the case. Consider an example as illustrated in Figure 2. The number in each vertex represents the index of the vertex. It is easy to check that the sequence $\{v_1, v_2, v_3, v_4, v_5, v_6, v_7, v_8\}$ is a valid degeneracy ordering. However, only when C has $\{v_7, v_8\}$ inside, it is a clique (i.e., an edge). All above examples demonstrate that given a branch B , the BK_Rcd would produce $|C| - 2$ branches at the worst case. Thus, we have the following recurrence.

$$T(c, x) \leq \begin{cases} O(\delta) & c = 0 \\ O(|E|) + \sum_{v \in V} T(\delta, \Delta) & c = |V| \\ \sum_{i=2}^{c-1} T(i, x) & c \neq 0 \end{cases} \quad (5)$$

By solving the recurrence, we have the time complexity of BK_Rcd, which is $O(\delta n \cdot 2^\delta)$. \square

Algorithm 9: BK_Rcd [11]

Input: A graph $G = (V, E)$
Output: All maximal cliques within G

```

1 BK_Rcd_Rec( $\emptyset, V, \emptyset$ );
2 Procedure BK_Rcd_Rec( $S, C, X$ )
   /* Termination if  $C, X$  are empty */
3   if  $C \cup X = \emptyset$  then
4     Output a maximal clique  $S$ ; return;
   /* Branching when  $G[C]$  is not a clique */
5   while  $G[C]$  is not a clique do
6     Choose  $v \in C$  that minimizes  $|N(v, G[C])|$ ;
7     BK_Rcd_Rec( $S \cup \{v\}, C \cap N(v, G), X \cap N(v, G)$ );
8      $C \leftarrow C \setminus \{v\}$ ;
9      $X \leftarrow X \cup \{v\}$ ;
   /* Check maximality */
10  if  $C \neq \emptyset$  and  $N(C, G) \cap X = \emptyset$  then
11    Output a maximal clique  $S \cup C$ ;

```

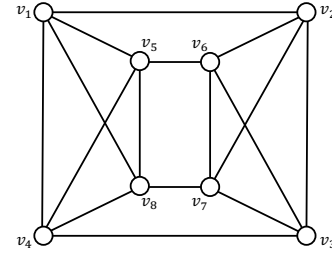


Fig. 2. A worst case for BK_Rcd algorithm.

B. Time Complexity of BK_Fac

We present the algorithm details of BK_Fac [18] in Algorithm 10. Similarly, each branch is represented by three sets S , C and X (correspondingly, $g_C = G[C]$ and $g_X = G[X]$ are the candidate and exclusion subgraph as introduced in Section III).

Theorem 6. *Given a graph $G = (V, E)$, the worst-case time complexity of BK_Fac is $O(\delta n \cdot (3.14)^{\delta/3})$, where δ is the degeneracy of the graph.*

Proof. Based on the degeneracy ordering, each produced sub-branch from line 5 will have at most δ vertices in C_i , where δ is the degeneracy of the graph. Then consider the time complexity of the BK_Fac_Rec. We have the following observations. First, the initial pivot is chosen from C (line 9) and P is the vertex set that includes those vertices at which the branching steps are conducted (line 10). Second, although lines 15-17 would update P to reduce the number of produced branches, there exists the worst case in which P is not changed. This worst case is the same as the second algorithm proposed in [16], whose time complexity is $O(|C| \cdot (3.14)^{|C|/3})$ given a branch $B = (S, C, X)$. In summary, the time complexity of BK_Fac is $O(\delta n \cdot (3.14)^{\delta/3})$. \square

Algorithm 10: BK_Fac [18]**Input:** A graph $G = (V, E)$ **Output:** All maximal cliques within G

```

1 Let  $v_1, \dots, v_n$  be in the degeneracy ordering of  $G$ ;
2 for each  $v_i \in V$  do
3    $C_i \leftarrow N(v_i, G) \cap \{v_1, \dots, v_{i-1}\}$ ;
4    $X_i \leftarrow N(v_i, G) \cap \{v_{i+1}, \dots, v_n\}$ ;
5   BK_Fac_Rec( $\{v_i\}, C_i, X_i$ );
6 Procedure BK_Fac_Rec( $S, C, X$ )
   /* Termination if  $C, X$  are empty */
7   if  $C \cup X = \emptyset$  then
8     Output a maximal clique  $S$ ; return;
   /* Initialize a pivot  $v$ , create
      branches on  $P$  */
9    $v \leftarrow$  an arbitrary vertex in  $C$ ;
10   $P \leftarrow C \setminus N(v, G)$ ;
11  for each  $u \in P$  do
12    BK_Fac_Rec( $S \cup \{u\}, C \cap N(u, G), X \cap$ 
13       $N(u, G)$ );
14     $C \leftarrow C \setminus \{u\}$ ;
15     $X \leftarrow X \cup \{u\}$ ;
16    /* Update  $P$  if possible */
17     $P \leftarrow P \setminus \{u\}$ ;
18     $P' \leftarrow C \setminus N(u, G)$ ;
19    if  $|P'| < |P|$  then  $P \leftarrow P'$ ;

```

APPENDIX B
PROOF OF THEOREM 2

Proof. The running time of HBBMC consists of (1) the time of generating the truss-based edge ordering and obtaining the subgraphs (i.e., g_C and g_X) for enumeration, which can be done in $O(\delta m)$ time, where δ is the degeneracy of the graph, and (2) the time of recursive enumeration procedure.

Consider the former. First, the time complexity of generating the truss-based edge ordering is $O(\delta m)$ [19]. Besides, the time of getting the subgraphs can also be bounded by $O(\delta m)$. The reason is as follows. First, for all edges $e = (u, v) \in E$, we can compute the set of common neighbors of u and v (i.e., $N(V(e), G)$ for $e \in E$) in $O(\delta m)$ time by any existing triangle listing algorithm [64], [65], [66]. Second, consider an edge $e = (u, v) \in E$. For each $w \in N(V(e), G)$, $w \in V(g_C)$ if both edges (u, w) and (v, w) are ordered after e ; otherwise, $w \in V(g_X)$. This process can also be done in $O(\delta m)$. To see this, we note that u, v and w always form a triangle (i.e., 3-clique), indicating that the time cost for getting all subgraphs for the sub-branches is proportional to the number of triangles in G . According to the existing triangle listing algorithms [64], [65], [66], given a graph with its degeneracy number equal to δ , the number of triangles inside is bounded by $O(\delta m)$. With $V(g_C)$ and $V(g_X)$, it is sufficient to recursively conduct the vertex-oriented branching strategy for the remaining branches.

Consider the latter, we analyze the time costs for the recur-

sive process. We first show two lemmas that is necessary for the proof.

Lemma 1 (Theorem 3 of [8]). *Let $F(n)$ be a function which satisfies the following recurrence relation*

$$F(n) \leq \begin{cases} \max_k \{k \cdot F(n-k)\} + O(n^2) & \text{if } n > 0 \\ O(1) & \text{if } n = 0 \end{cases} \quad (6)$$

where n and k are positive integers. Then $F(n) = O(3^{n/3})$.

Lemma 2. *Given a graph $G = (V, E)$ with its truss number equal to τ . The number of triangles in G is no more than $m\tau$.*

Proof. Let $\pi_\tau = \langle e_1, e_2, \dots, e_m \rangle$ be the truss-based edge ordering and $\text{sup}(e_i)$ be the number of common neighbors in the subgraph induced by $\{e_i, e_{i+1}, \dots, e_m\}$. Then, the number of triangles in G , denoted by N , is bounded by

$$N = \sum_{i=1}^m \text{sup}(e_i) \leq \sum_{i=1}^m \tau = m\tau \quad (7)$$

The first equation follows from the fact that each triangle is uniquely associated with the earliest edge in the truss-based ordering of its three constituent edges. The inequality follows from the definition of τ . \square

Now, we are ready for the analysis. Consider a branch $B = (S, g_C, g_X)$ produced after the edge-oriented branching strategy, let $T(c, x)$ be the time complexity of solving B with $c = |V(g_C)|$ and $x = |V(g_X)|$. The time cost consists of three components. First, it would take $O(c \cdot (c + x))$ to choose the pivot by checking each vertex in $V(g_C) \cup V(g_X)$ to identify the number of its neighbors in g_C . Second, assume that the pivot is v^* and v^* has k ($k \leq c$) non-neighbors in g_C (denoted by u_1, \dots, u_k), on which the sub-branches are produced. Correspondingly, for each sub-branch produced on u_i , it would take $O(c + x)$ to identify u_i 's neighbors in g_C and g_X . In total, it would take $O(k \cdot (c + x))$ in total to construct k sub-branches. Third, since v^* is a pivot that has the maximum number of neighbors in g_C , i.e., $c - k$ neighbors, for each $u_i \in V(g_C)$, they all have at most $c - k$ neighbors in g_C . Thus, we have the following recurrence

$$\begin{aligned} T(c, x) &\leq \max_k \{k \cdot T(c - k, x)\} + \lambda \cdot c \cdot (c + x) \\ &= (c + x) \cdot \left(\max_k \left\{ k \cdot \frac{T(c - k, x)}{c + x} \right\} + \lambda \cdot c \right) \quad (8) \\ &\leq (c + x) \cdot \left(\max_k \left\{ k \cdot \frac{T(c - k, x)}{c - k + x} \right\} + \lambda \cdot c^2 \right) \end{aligned}$$

The first inequality follows by summing up the three components of the time cost, where $\lambda > 0$ is a constant. The equality follows by extracting $(c + x)$. To see the third inequality, we

first have $\lambda \cdot c \leq \lambda \cdot c^2$ since $c \geq 1$. Then, let k^* be value of k such that $k \cdot \frac{T(c-k, x)}{c+x}$ reaches the maximum. We have

$$\begin{aligned} \max_k \left\{ k \cdot \frac{T(c-k, x)}{c+x} \right\} &= k^* \cdot \frac{T(c-k^*, x)}{c+x} \\ &\leq k^* \cdot \frac{T(c-k^*, x)}{c-k^*+x} \\ &\leq \max_k \left\{ k \cdot \frac{T(c-k, x)}{c-k+x} \right\} \end{aligned} \quad (9)$$

Let $f(c) = \frac{T(c, x)}{c+x}$, we have

$$f(c) \leq \max_k \{ k \cdot f(c-k) \} + \lambda \cdot c^2 \quad (10)$$

According to Lemma 1, we have $f(c) = \lambda' \cdot 3^{c/3}$, where $\lambda' > 0$ is also a constant. Therefore, $T(c, x) = \lambda' \cdot (c+x) \cdot 3^{c/3}$. To compute the total time complexity,

$$\begin{aligned} \sum_{e \in E} T(c_e, x_e) &= \sum_{e \in E} \lambda' \cdot (c_e + x_e) \cdot 3^{c_e/3} \\ &\leq \lambda' \cdot 3^{\tau/3} \cdot \sum_{e \in E} (c_e + x_e) \leq \lambda' \cdot 3^{\tau/3} \cdot 3m\tau \end{aligned} \quad (11)$$

The first inequality follows from the fact that $c_e \leq \tau$ based on the definition of τ . The second inequality follows from the facts that (1) for an edge e , $(c_e + x_e)$ is the number of triangles associated with e , and (2) the total number of triangles is no larger than $m\tau$ (Lemma 2). In summary, the total time cost of HBBMC is $O(m\delta + m\tau \cdot 3^{\tau/3})$. \square

APPENDIX C

EXAMPLES OF ENUMERATING MAXIMAL CLIQUES FROM 2-PLEXES AND 3-PLEXES

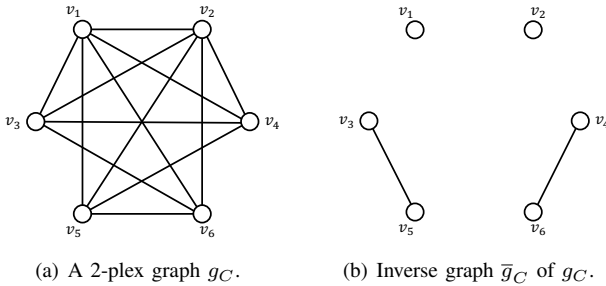


Fig. 3. Example of a 2-plex and its inverse graph.

Example. Consider the example of a 2-plex and its inverse graph in Figure 3. Based on the definition of F , L and R as discussed above, one possible partition is $F = \{v_1, v_2\}$, $L = \{v_3, v_4\}$ and $R = \{v_5, v_6\}$. Given $|L| = 2$, we can directly output 4 maximal cliques as follows, $\{v_1, v_2, v_3, v_4\}$, $\{v_1, v_2, v_3, v_6\}$, $\{v_1, v_2, v_4, v_5\}$ and $\{v_1, v_2, v_5, v_6\}$.

Consider the example of a 3-plex and its inverse graph in Figure 4. Based on the definitions, the inverse graph contains a path $p = \{v_1, v_2, v_3\}$ and a cycle $c = \{v_4, v_5, v_6\}$. Consider the path p . It has two partial maximal cliques inside, i.e.,

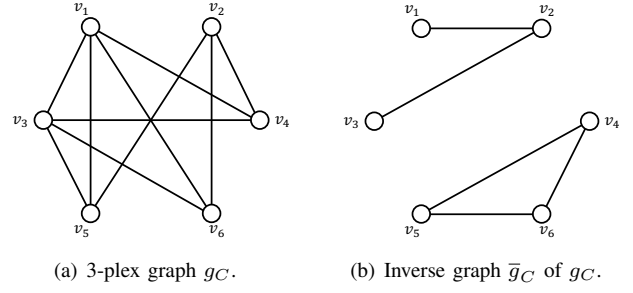


Fig. 4. Example of a 3-plex and its inverse graph.

$\{v_1, v_3\}$ and $\{v_2\}$. Consider the cycle c . It has three partial cliques inside, i.e., $\{v_4\}$, $\{v_5\}$ and $\{v_6\}$. Therefore, there are 6 maximal cliques in G_C , i.e., $\{v_1, v_3, v_4\}$, $\{v_1, v_3, v_5\}$, $\{v_1, v_3, v_6\}$, $\{v_2, v_4\}$, $\{v_2, v_5\}$ and $\{v_2, v_6\}$.

APPENDIX D

EXPERIMENTAL SETUP AND RESULTS ON SYNTHETIC DATASETS

Setup. The synthetic datasets are generated based on two random graph generators, namely the Erdős-Rényi (ER) graph model [30] and the Barabási-Albert (BA) graph model [31]. Specifically, in the ER generator, the model first generates n vertices and then randomly chooses m edges between pairs of vertices. In the BA generator, the model adds the vertices to the network one at a time, and each new vertex is connected to a set number of existing vertices based on preferential attachment, i.e., vertices with a higher degree are more likely to receive new links. By default, the number of vertices and edge density are set as $n = 1,000,000$ and $\rho = 20$ (i.e., $m = n\rho$) for synthetic datasets, respectively. Due to the random nature of the graph generators, given a setting, we generate 10 graphs and report the mean of the results over these graphs.

Results. First, we vary the number of vertices in the range $n \in \{100K, 500K, 1M, 5M, 10M\}$ and set $\rho = 20$ by default. The results for the graphs generated using the ER model and the BA model are presented in Figure 5(a) and Figure 5(b), respectively. Under all settings, HBBMC++ consistently outperforms all baselines, achieving remarkable speedups compared to the second-best algorithm RRcd, with average speedups of 1.84x and 1.94x (up to 2.84x and 2.26x) on the graphs generated by the ER and BA models, respectively. Additionally, we report the degeneracy number δ and the truss-related number τ under different settings. In the graphs generated by the ER model, these values are $\delta = \{8, 14, 28, 43, 58\}$ and $\tau = \{0, 1, 3, 5, 7\}$ for different values of n . In contrast, for the graphs generated by the BA model, the values remain approximately $\delta \approx 42$ and $\tau \approx 25$ across all n . This interesting phenomenon can be explained by the distinct mechanisms of edge formation in the two models. In the ER model, edges are uniformly distributed, which facilitates the formation of larger k -cores as the number of vertices n increases, leading to an increase in degeneracy. Conversely, in the BA model, the

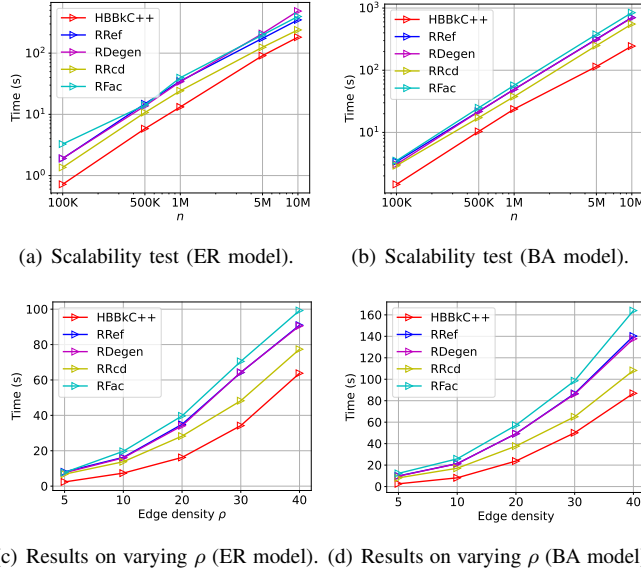


Fig. 5. Results on synthetic datasets.

preferential attachment mechanism concentrates edges around a few high-degree hubs, stabilizing the graph's core structure and maintaining a nearly constant degeneracy, irrespective of the growth in n . Finally, we note that all above results are well aligned with our theoretical analysis, i.e., the worst-case time complexity of HBBMC++ is better than that of existing algorithms when $\delta \geq \tau + \frac{3}{\ln 3} \ln \rho$.

Second, we vary the edge density in the range $\rho \in \{5, 10, 20, 30, 40\}$ and set $n = 1M$ by default. The results for the graphs generated using the ER and BA models are presented in Figure 5(c) and Figure 5(d), respectively. On average, HBBMC++ achieves speedups of 1.65x and 1.88x (with maximum speedups of 1.89x and 3.17x) on the graphs generated by the ER and BA models, respectively, compared to the second-best algorithm RRcd. We also observe that the speedup decreases as the graph ρ increases. The possible reason is that when ρ increases, the graph becomes denser. Therefore, the differences between δ and τ becomes narrower.

Notably, we observe that when comparing the results under identical parameter settings but using the ER model, the computation time is longer for graphs generated by the BA model. The possible reason is that the graphs following a power-law distribution typically contain larger sizes of maximal cliques. For example, under the default setting (i.e., $n = 1M$ and $\rho = 20$), the largest clique in the ER graph is a 5-clique, while for the BA graph, the largest one is a 28-clique.

REFERENCES

- [1] Z. Lu, J. Wahlström, and A. Nehorai, "Community detection in complex networks via clique conductance," *Scientific reports*, vol. 8, no. 1, p. 5982, 2018.
- [2] X. Wen, W.-N. Chen, Y. Lin, T. Gu, H. Zhang, Y. Li, Y. Yin, and J. Zhang, "A maximal clique based multiobjective evolutionary algorithm for overlapping community detection," *IEEE Transactions on Evolutionary Computation*, vol. 21, no. 3, pp. 363–377, 2016.
- [3] H. Yu, A. Paccanaro, V. Trifonov, and M. Gerstein, "Predicting interactions in protein networks by completing defective cliques," *Bioinformatics*, vol. 22, no. 7, pp. 823–829, 2006.
- [4] T. Matsunaga, C. Yonemori, E. Tomita, and M. Muramatsu, "Clique-based data mining for related genes in a biomedical database," *BMC bioinformatics*, vol. 10, pp. 1–9, 2009.
- [5] J. G. Augustson and J. Minker, "An analysis of some graph theoretical cluster techniques," *Journal of the ACM (JACM)*, vol. 17, no. 4, pp. 571–588, 1970.
- [6] R. Horaud and T. Skordas, "Stereo correspondence through feature grouping and maximal cliques," *IEEE Transactions on Pattern Analysis and Machine Intelligence*, vol. 11, no. 11, pp. 1168–1180, 1989.
- [7] M. J. Zaki, S. Parthasarathy, M. Ogihara, W. Li et al., "New algorithms for fast discovery of association rules," in *KDD*, vol. 97, 1997, pp. 283–286.
- [8] E. Tomita, A. Tanaka, and H. Takahashi, "The worst-case time complexity for generating all maximal cliques and computational experiments," *Theoretical computer science*, vol. 363, no. 1, pp. 28–42, 2006.
- [9] D. Eppstein, M. Löffler, and D. Strash, "Listing all maximal cliques in sparse graphs in near-optimal time," in *Algorithms and Computation: 21st International Symposium, ISAAC 2010, Jeju Island, Korea, December 15-17, 2010, Proceedings, Part I* 21. Springer, 2010, pp. 403–414.
- [10] —, "Listing all maximal cliques in large sparse real-world graphs," *Journal of Experimental Algorithmics (JEA)*, vol. 18, pp. 3–1, 2013.
- [11] Y. Li, Z. Shao, D. Yu, X. Liao, and H. Jin, "Fast maximal clique enumeration for real-world graphs," in *International Conference on Database Systems for Advanced Applications*. Springer, 2019, pp. 641–658.
- [12] K. A. Naudé, "Refined pivot selection for maximal clique enumeration in graphs," *Theoretical Computer Science*, vol. 613, pp. 28–37, 2016.
- [13] L. Chang, J. X. Yu, and L. Qin, "Fast maximal cliques enumeration in sparse graphs," *Algorithmica*, vol. 66, pp. 173–186, 2013.
- [14] A. Conte, R. Grossi, A. Marino, and L. Versari, "Sublinear-space bounded-delay enumeration for massive network analytics: Maximal cliques," in *43rd International Colloquium on Automata, Languages, and Programming (ICALP 2016)*, vol. 148, 2016, pp. 1–148.
- [15] W. Deng, W. Zheng, and H. Cheng, "Accelerating maximal clique enumeration via graph reduction," *Proceedings of the VLDB Endowment*, vol. 17, no. 10, pp. 2419–3431, 2024.
- [16] C. Bron and J. Kerbosch, "Algorithm 457: finding all cliques of an undirected graph," *Communications of the ACM*, vol. 16, no. 9, pp. 575–577, 1973.
- [17] Y. Xu, J. Cheng, A. W.-C. Fu, and Y. Bu, "Distributed maximal clique computation," in *2014 IEEE International Congress on Big Data*. IEEE, 2014, pp. 160–167.
- [18] Y. Jin, B. Xiong, K. He, Y. Zhou, and Y. Zhou, "On fast enumeration of maximal cliques in large graphs," *Expert Systems with Applications*, vol. 187, p. 115915, 2022.
- [19] K. Wang, K. Yu, and C. Long, "Efficient k-clique listing: An edge-oriented branching strategy," *Proceedings of the ACM on Management of Data*, vol. 2, no. 1, pp. 1–26, 2024.
- [20] N. Chiba and T. Nishizeki, "Arboricity and subgraph listing algorithms," *SIAM Journal on computing*, vol. 14, no. 1, pp. 210–223, 1985.
- [21] P. Erdős and G. Szekeres, "A combinatorial problem in geometry," *Compositio mathematica*, vol. 2, pp. 463–470, 1935.
- [22] J. W. Moon and L. Moser, "On cliques in graphs," *Israel journal of Mathematics*, vol. 3, pp. 23–28, 1965.
- [23] Y. Che, Z. Lai, S. Sun, Y. Wang, and Q. Luo, "Accelerating truss decomposition on heterogeneous processors," *Proceedings of the VLDB Endowment*, vol. 13, no. 10, pp. 1751–1764, 2020.
- [24] D. R. Lick and A. T. White, "k-degenerate graphs," *Canadian Journal of Mathematics*, vol. 22, no. 5, pp. 1082–1096, 1970.
- [25] <http://lcs.ios.ac.cn/~caisw/Resource/realworld%20graphs.tar.gz>, Real Graphs.
- [26] <https://networkrepository.com/dimacs10.php>, Real Graphs.
- [27] D. B. West et al., *Introduction to graph theory*. Prentice hall Upper Saddle River, 2001, vol. 2.
- [28] Q. Dai, R.-H. Li, X. Ye, M. Liao, W. Zhang, and G. Wang, "Hereditary cohesive subgraphs enumeration on bipartite graphs: The power of pivot-based approaches," *Proceedings of the ACM on Management of Data*, vol. 1, no. 2, pp. 1–26, 2023.
- [29] R. Rossi and N. Ahmed, "The network data repository with interactive graph analytics and visualization," in *Twenty-Ninth AAAI Conference on Artificial Intelligence*, 2015.
- [30] P. ERdS and A. R&wi, "On random graphs i," *Publ. math. debrecen*, vol. 6, no. 290-297, p. 18, 1959.

- [31] R. Albert and A.-L. Barabási, "Statistical mechanics of complex networks," *Reviews of modern physics*, vol. 74, no. 1, p. 47, 2002.
- [32] D. S. Johnson, M. Yannakakis, and C. H. Papadimitriou, "On generating all maximal independent sets," *Information Processing Letters*, vol. 27, no. 3, pp. 119–123, 1988.
- [33] S. Tsukiyama, M. Ide, H. Ariyoshi, and I. Shirakawa, "A new algorithm for generating all the maximal independent sets," *SIAM Journal on Computing*, vol. 6, no. 3, pp. 505–517, 1977.
- [34] K. Makino and T. Uno, "New algorithms for enumerating all maximal cliques," in *Scandinavian workshop on algorithm theory*. Springer, 2004, pp. 260–272.
- [35] C. Comin and R. Rizzi, "An improved upper bound on maximal clique listing via rectangular fast matrix multiplication," *Algorithmica*, vol. 80, pp. 3525–3562, 2018.
- [36] D. Avis and K. Fukuda, "Reverse search for enumeration," *Discrete applied mathematics*, vol. 65, no. 1–3, pp. 21–46, 1996.
- [37] A. Das, S.-V. Sane-Mehri, and S. Tirthapura, "Shared-memory parallel maximal clique enumeration," in *2018 IEEE 25th International Conference on High Performance Computing (HiPC)*. IEEE, 2018, pp. 62–71.
- [38] S. Han, L. Zou, and J. X. Yu, "Speeding up set intersections in graph algorithms using simd instructions," in *Proceedings of the 2018 International Conference on Management of Data*, 2018, pp. 1587–1602.
- [39] H. Inoue, M. Ohara, and K. Taura, "Faster set intersection with simd instructions by reducing branch mispredictions," *Proceedings of the VLDB Endowment*, vol. 8, no. 3, pp. 293–304, 2014.
- [40] B. Wu, S. Yang, H. Zhao, and B. Wang, "A distributed algorithm to enumerate all maximal cliques in mapreduce," in *2009 Fourth International Conference on Frontier of Computer Science and Technology*. IEEE, 2009, pp. 45–51.
- [41] M. C. Schmidt, N. F. Samatova, K. Thomas, and B.-H. Park, "A scalable, parallel algorithm for maximal clique enumeration," *Journal of parallel and distributed computing*, vol. 69, no. 4, pp. 417–428, 2009.
- [42] L. Lu, Y. Gu, and R. Grossman, "dmaximalcliques: A distributed algorithm for enumerating all maximal cliques and maximal clique distribution," in *2010 IEEE International Conference on Data Mining Workshops*. IEEE, 2010, pp. 1320–1327.
- [43] Y. Xu, J. Cheng, and A. W.-C. Fu, "Distributed maximal clique computation and management," *IEEE Transactions on Services Computing*, vol. 9, no. 1, pp. 110–122, 2015.
- [44] F. Abu-Khzam, Y. Zhang, N. E. Baldwin, E. J. Chesler, M. A. Langston, and N. F. Samatova, "Genome-scale computational approaches to memory-intensive applications in systems biology," 2017.
- [45] B. Lessley, T. Perciano, M. Mathai, H. Childs, and E. W. Bethel, "Maximal clique enumeration with data-parallel primitives," in *2017 IEEE 7th Symposium on Large Data Analysis and Visualization (LDAV)*. IEEE, 2017, pp. 16–25.
- [46] N. Du, B. Wu, L. Xu, B. Wang, and X. Pei, "A parallel algorithm for enumerating all maximal cliques in complex network," in *Sixth IEEE International Conference on Data Mining-Workshops (ICDMW'06)*. IEEE, 2006, pp. 320–324.
- [47] J. Cheng, L. Zhu, Y. Ke, and S. Chu, "Fast algorithms for maximal clique enumeration with limited memory," in *Proceedings of the 18th ACM SIGKDD international conference on Knowledge discovery and data mining*, 2012, pp. 1240–1248.
- [48] J. Blanuša, R. Stoica, P. Ienne, and K. Atasu, "Manycore clique enumeration with fast set intersections," *Proceedings of the VLDB Endowment*, vol. 13, no. 12, pp. 2676–2690, 2020.
- [49] A. Das, S.-V. Sane-Mehri, and S. Tirthapura, "Shared-memory parallel maximal clique enumeration from static and dynamic graphs," *ACM Transactions on Parallel Computing (TOPC)*, vol. 7, no. 1, pp. 1–28, 2020.
- [50] A. Brighen, H. Slimani, A. Rezgui, and H. Kheddouci, "Listing all maximal cliques in large graphs on vertex-centric model," *The Journal of Supercomputing*, vol. 75, pp. 4918–4946, 2019.
- [51] Q. Chen, C. Fang, Z. Wang, B. Suo, Z. Li, and Z. G. Ives, "Parallelizing maximal clique enumeration over graph data," in *Database Systems for Advanced Applications: 21st International Conference, DASFAA 2016, Dallas, TX, USA, April 16-19, 2016, Proceedings, Part II 21*. Springer, 2016, pp. 249–264.
- [52] B. Hou, Z. Wang, Q. Chen, B. Suo, C. Fang, Z. Li, and Z. G. Ives, "Efficient maximal clique enumeration over graph data," *Data Science and Engineering*, vol. 1, pp. 219–230, 2016.
- [53] M. Svendsen, A. P. Mukherjee, and S. Tirthapura, "Mining maximal cliques from a large graph using mapreduce: Tackling highly uneven subproblem sizes," *Journal of Parallel and distributed computing*, vol. 79, pp. 104–114, 2015.
- [54] Q. Dai, R.-H. Li, M. Liao, H. Chen, and G. Wang, "Fast maximal clique enumeration on uncertain graphs: A pivot-based approach," in *Proceedings of the 2022 International Conference on Management of Data*, 2022, pp. 2034–2047.
- [55] A. P. Mukherjee, P. Xu, and S. Tirthapura, "Mining maximal cliques from an uncertain graph," in *2015 IEEE 31st international conference on data engineering*. IEEE, 2015, pp. 243–254.
- [56] A.-S. Himmel, H. Molter, R. Niedermeier, and M. Sorge, "Enumerating maximal cliques in temporal graphs," in *2016 IEEE/ACM International Conference on Advances in Social Networks Analysis and Mining (ASONAM)*. IEEE, 2016, pp. 337–344.
- [57] M. Pan, R.-H. Li, Q. Zhang, Y. Dai, Q. Tian, and G. Wang, "Fairness-aware maximal clique enumeration," in *2022 IEEE 38th International Conference on Data Engineering (ICDE)*. IEEE, 2022, pp. 259–271.
- [58] Q. Zhang, R.-H. Li, M. Pan, Y. Dai, Q. Tian, and G. Wang, "Fairness-aware maximal clique in large graphs: Concepts and algorithms," *IEEE Transactions on Knowledge and Data Engineering*, 2023.
- [59] A. Das, M. Svendsen, and S. Tirthapura, "Incremental maintenance of maximal cliques in a dynamic graph," *The VLDB Journal*, vol. 28, pp. 351–375, 2019.
- [60] S. Sun, Y. Wang, W. Liao, and W. Wang, "Mining maximal cliques on dynamic graphs efficiently by local strategies," in *2017 IEEE 33rd International Conference on Data Engineering (ICDE)*. IEEE, 2017, pp. 115–118.
- [61] L. Chen, C. Liu, R. Zhou, J. Xu, and J. Li, "Efficient maximal biclique enumeration for large sparse bipartite graphs," *Proceedings of the VLDB Endowment*, vol. 15, no. 8, pp. 1559–1571, 2022.
- [62] A. Abidi, R. Zhou, L. Chen, and C. Liu, "Pivot-based maximal biclique enumeration," in *IJCAI*, 2020, pp. 3558–3564.
- [63] K. Yu and C. Long, "Fast maximal quasi-clique enumeration: A pruning and branching co-design approach," *arXiv preprint arXiv:2305.14047*, 2023.
- [64] X. Hu, Y. Tao, and C.-W. Chung, "I/o-efficient algorithms on triangle listing and counting," *ACM Transactions on Database Systems (TODS)*, vol. 39, no. 4, pp. 1–30, 2014.
- [65] S. Chu and J. Cheng, "Triangle listing in massive networks and its applications," in *Proceedings of the 17th ACM SIGKDD international conference on Knowledge discovery and data mining*, 2011, pp. 672–680.
- [66] M. Latapy, "Main-memory triangle computations for very large (sparse (power-law)) graphs," *Theoretical computer science*, vol. 407, no. 1–3, pp. 458–473, 2008.