

# Disordered quantum antiferromagnetism in doped semiconductors: Density of states approach

N. A. Bogoslovskiy, P. V. Petrov,\* and N. S. Averkiev  
*Ioffe Institute, Russian Academy of Science, 194021 St. Petersburg, Russia*  
 (Dated: December 24, 2024)

We present a theoretical study of the exchange interaction in a system of spatially disordered magnetic moments. A typical example of such a system is an impurity semiconductor, whose magnetic properties are associated with the exchange interaction of the impurity atoms. In this study, we consider the case of antiferromagnetic exchange interaction, which we describe by the Heisenberg Hamiltonian. To calculate the magnetic properties of the disordered system, we employ the joint density of states method. Our calculations demonstrate a good quantitative agreement with the experimental dependence of the Si:P magnetic susceptibility on temperature in a wide range of impurity concentrations and temperatures. The obtained results may be important for a deeper understanding of the metal-dielectric transition nature.

## I. INTRODUCTION

The study of disordered quantum systems has long been a topic of interest for researchers due to the inherent complexity and scientific significance of these systems. Impurities in doped semiconductors represent a prominent example of such a system. The antiferromagnetic exchange interaction of electrons localized at impurity centres affects the spin ordering, which in turn gives rise to a deviation of their magnetic susceptibility from the Curie law. This effect is particularly pronounced in the vicinity of the metal-insulator transition, where the mean distance between impurity centres is merely several times greater than the radius of the electron wave function on the impurity [1–3]. The standard approach for theoretically describing the properties of such systems at low temperatures is the strong disorder renormalization group [4–6]. This approach was initially proposed for the study of quantum chains [7] and was subsequently successfully applied by Bhatt and Lee to the investigation of magnetic properties of doped semiconductors [8]. With respect to the magnetic susceptibility at low temperatures, this model predicts a behavior of  $\chi \sim T^{-\alpha}$ , where  $\alpha$  is a phenomenological parameter dependent on the impurity concentration. The model demonstrates a good agreement with experimental results at temperatures below the characteristic energy of the exchange interaction between electrons localized on impurities [9, 10]. At higher temperatures the measurements give the following dependence of the magnetic susceptibility on temperature  $\chi \sim (T+T_c)^{-1}$  [9, 11]. To the best of our knowledge, a comprehensive and detailed quantitative description of the behaviour of magnetic susceptibility within the specified temperature range has yet to be provided. The objective of this study is to propose a quantitative model that can describe the magnetic properties of disordered antiferromagnetism in doped semiconductors using the density of states approach. We used a similar approach

in our previous work to study ferromagnetism and superparamagnetism in semiconductors [12].

In this approach, the joint density of states, denoted by  $g(E, M)$ , is calculated as a function of the total energy of the spin system  $E$  and the total magnetic moment  $M$  [13]. The known joint density of states allows one to calculate the statistical sum,  $Z(T, B) = \iint g(E, M) \exp\left(-\frac{E+BM}{T}\right) dE dM$ , which is a function of the magnetic field,  $B$ , and the temperature,  $T$ . Moreover, within the framework of the standard thermodynamic approach, other parameters of the system can also be calculated. In a pioneering work on the nature of ferromagnetism [14], Heisenberg initially proposed the idea of using the density of states to describe the magnetic properties of a spin system. Attention was again drawn to this approach when it was shown that the density of states of spin systems can be calculated with a reasonable degree of precision through numerical simulations, initially as a function of energy [15], and later as a joint density of states, i.e. a function of energy and magnetic moment [13, 16]. Furthermore, the density of states can be found using the central limit theorem. The total energy of the system is represented as the sum of the energies of individual spins, which are treated as independent random variables. In this case, the total energy is distributed normally; and the mean energy and variance are functions of the magnetic moment. It has been demonstrated that this method is applicable to the Ising model on a periodic lattice, although good agreement with the exact result is only possible in high-dimensional systems [17]. However, for a disordered system, the analytical approach based on the normal distribution demonstrates a good agreement with the results of numerical simulations in three-dimensional space [12, 18].

In this paper we apply the density of states approach to study a system of randomly distributed spins in three-dimensional space. We consider the case of antiferromagnetic interaction of spins, which is described by the Heisenberg Hamiltonian. First, we will describe the density of states method as applied to doped semiconductors. Next, the dependences of the average energy and the variance on the magnetic moment will be calculated.

---

\* pavel.petrov@gmail.com

The results of analytical calculations will be compared with the results of numerical calculations for systems containing from 2 to 16 spins randomly distributed in 3D space. Then the magnetic susceptibility in relatively weak magnetic fields will be calculated. The results will be compared with the experimentally measured temperature dependences of the magnetic susceptibility of phosphorus-doped silicon. The exchange interaction of impurity atoms in silicon has recently attracted renewed attention due to its potential applications in quantum computing [19–22]. Finally, the calculations of magnetic moment in strong magnetic fields will be presented and a comparison with experimental data will be made.

## II. DENSITY OF STATES APPROACH FOR HEISENBERG HAMILTONIAN MODEL

We consider a system of  $N$  randomly distributed atoms with spin  $\frac{1}{2}$ . The state of such a system can be specified by the total magnetic moment and the projection of the magnetic moment onto a specified axis. The energy of the system in a magnetic field is determined by the projection of the magnetic moment onto the direction of the magnetic field. For the sake of brevity, the direction of the magnetic field will be designated as the  $oz$  axis. The spins with projection  $+\frac{1}{2}$  onto the  $oz$  axis will be designated as "spin-up" or  $|\uparrow\rangle$ , and spins with projection  $-\frac{1}{2}$  will be designated as "spin-down" or  $|\downarrow\rangle$ .

For a large system of magnetic atoms, the macroscopic parameters of the system, such as magnetic susceptibility can be calculated using the statistical mechanics methods. The state of a system is characterised by macroscopic parameters, and the probability of each macrostate depends on the number of associated microstates.

If the concentration of magnetic atoms is sufficiently high, each spin will interact with a considerable number of neighbors. In this case, the exchange energy of a single spin exhibits a distribution that is approximately normal [18, 23]. The total exchange energy is equal to the sum of the single-spin energies. Consequently, the total exchange energy of a system of  $N \gg 1$  randomly distributed spins also has a normal distribution. To find  $g(E, M)$  for a system of  $N$  spins, it is sufficient to find the average value and variance of the exchange energy as a function of  $M$ . This approach has already proven to be effective in our previous work [12].

In this paper we use the Heisenberg Hamiltonian to describe the exchange interaction between two spins

$$\hat{\mathbf{H}} = \frac{1}{2} \sum_{i,j} J_{ij} \hat{\mathbf{S}}_i \hat{\mathbf{S}}_j - \sum_i \mu B \hat{S}_{zi} \quad (1)$$

Here  $\mu$  is Bohr magneton. In the first term  $J_{ij}$  depends on the coordinates of the spin. In the second term  $\hat{S}_z$  is the projection of the spin onto the  $oz$  axis. The dependence of  $J_{ij}$  on the distance between spins  $r_{ij}$  will be described by a hydrogen-like model [24, 25]

$$J(r) = J_0 \left( \frac{r}{a} \right)^{5/2} \exp \left( -\frac{2r}{a} \right) \quad (2)$$

Here  $a$  is the Bohr radius. Such a dependence will allow us to obtain analytical results. Below we will also discuss the applicability of equation (2) for the description of the exchange interaction between phosphorus impurities in silicon.

Since we are considering systems with a large number of spins, it can be reasonably assumed that the total exchange energy will be close to the ensemble average. In order to calculate the average exchange energy, it is necessary to perform two separate averages: one over the coordinates and one over the projections of the spins onto the  $oz$  axis. The averaging of the spin projections is performed as follows. A system of two spins in a zero magnetic field has four states. The state  $|\uparrow\uparrow\rangle$  with energy  $+\frac{1}{4}$ , the state  $|\downarrow\downarrow\rangle$  with energy  $+\frac{1}{4}$ , and two states with zero projection of the magnetic moment onto the  $oz$  axis. The symmetric state  $\frac{|\uparrow\downarrow\rangle + |\downarrow\uparrow\rangle}{\sqrt{2}}$  with energy  $+\frac{1}{4}$  and the antisymmetric state  $\frac{|\uparrow\downarrow\rangle - |\downarrow\uparrow\rangle}{\sqrt{2}}$  with energy  $-\frac{3}{4}$ .

The number of up spins can be expressed as  $q = \frac{N}{2} + \frac{M}{2\mu}$ . Among all  $\frac{1}{2}N(N-1)$  pairs of spins,  $\frac{1}{2}q(q-1)$  pairs have a projection of the magnetic moment equal to 1 and an energy equal to  $+\frac{1}{4}$ .  $\frac{1}{2}(N-q)(N-q-1)$  pairs have a projection of the magnetic moment equal to  $-1$  and an energy equal to  $+\frac{1}{4}$ . The remaining  $(N-q)q$  pairs of spins have a projection of the magnetic moment equal to 0 and are equally distributed between states with symmetric and antisymmetric spin part of the wave function. The average energy for such states is equal to  $-\frac{1}{4}$ . Thus, averaging over spins depending on the dimensionless magnetic moment per spin  $m = \frac{M}{\mu N}$  gives

$$\begin{aligned} \overline{\hat{\mathbf{S}}_i \hat{\mathbf{S}}_j} &= \frac{1}{4} \frac{q(q-1) + (N-q)(N-q-1) - 2q(N-q)}{N(N-1)} \\ &= \frac{1}{4} \left( m^2 + O\left(\frac{1}{N}\right) \right) \end{aligned} \quad (3)$$

Next we consider the average energy of the exchange interaction between a single spin and all others  $\sum_j J_{ij}$  to average the exchange energy over the spin coordinates. Given the random distribution of spins, we can transition from the sum over discretely located spins to the integral over the continuously magnetic moment with a density  $n$ .

$$\overline{J_1} = \int_0^\infty n J(r) 4\pi r^2 dr = \frac{945\pi}{28} \sqrt{\frac{\pi}{2}} J_0 n a^3 \quad (4)$$

The mean value of the total exchange energy is equal to

$$\overline{E} = \frac{N}{2} \overline{J_1} \overline{\hat{\mathbf{S}}_i \hat{\mathbf{S}}_j} = \frac{1}{8} N \overline{J_1} (Nm^2 + O(1)) \quad (5)$$

Next we will calculate the variance of the exchange energy.

$$\sigma^2 = \overline{E^2} - \overline{E}^2$$

We substitute an explicit expression for the exchange energy

$$\sigma^2 = \frac{1}{4} \overline{\sum_{\substack{i,j \\ k,m}} J_{ij} J_{kl} \hat{\mathbf{S}}_i \hat{\mathbf{S}}_j \hat{\mathbf{S}}_k \hat{\mathbf{S}}_l} - \frac{1}{2} \overline{\sum_{i,j} J_{ij} \hat{\mathbf{S}}_i \hat{\mathbf{S}}_j} \frac{1}{2} \overline{\sum_{k,l} J_{kl} \hat{\mathbf{S}}_k \hat{\mathbf{S}}_l}$$

Here we consider a system of randomly oriented spins. This implies that there is no correlation between the value of the exchange energy  $J_{ij}$  and the direction of the spin  $\hat{\mathbf{S}}_i$ . Consequently, the averaging over coordinates and over spin directions should be carried out separately.

$$\sigma^2 = \frac{1}{4} \overline{\sum_{\substack{i,j \\ k,l}} J_{ij} J_{kl} \hat{\mathbf{S}}_i \hat{\mathbf{S}}_j \hat{\mathbf{S}}_k \hat{\mathbf{S}}_l} - \frac{1}{2} \overline{\sum_{i,j} J_{ij} \hat{\mathbf{S}}_i \hat{\mathbf{S}}_j} \frac{1}{2} \overline{\sum_{k,l} J_{kl} \hat{\mathbf{S}}_k \hat{\mathbf{S}}_l} \quad (6)$$

We consider a system in which the directions of the spins (or their projections on the  $oz$  axis) can change, while the coordinates of the spins remain fixed. Consequently, the averaging over the coordinates should be understood as ensemble averaging. Furthermore, the averaging over the projections of the spins will depend on the average projection of the magnetic moment  $m$ .

We will separately consider the terms for which all 4 indices  $(i, j, k, l)$  are different, two indices coincide and two pairs of indices coincide. First we consider the case when all indices are different. The averaging of the spin component is conducted similar to (3)

$$\overline{\hat{\mathbf{S}}_i \hat{\mathbf{S}}_j \hat{\mathbf{S}}_k \hat{\mathbf{S}}_l} = \frac{1}{16} \left( m^4 - \frac{6m^2}{N} + \frac{6m^4}{N} + O\left(\frac{1}{N^2}\right) \right)$$

The averaging over the coordinates gives

$$\frac{1}{2} \overline{\sum_{i,j} J_{ij}} = \bar{J} = \frac{1}{2} N \bar{J}_1$$

In the sum over  $k, l$  in (6), the indices  $k, l$  must not coincide with the indices  $i, j$  from the first sum. Consequently, for each of the indices  $k, l$  there are only  $N - 2$  potential values

$$\frac{1}{2} \overline{\sum_{k,l} J_{kl}} = \frac{1}{2} \frac{(N-2)^2}{N} \bar{J}_1 = \frac{1}{2} (N-4) \bar{J}_1 + O\left(\frac{1}{N}\right)$$

The sum  $\sum_{i,j,k,l} J_{ij} J_{kl}$  can be considered as the product of two sums,  $i, j$  and  $k, l$ . Since all indices are different, the two sums may be averaged independently

$$\frac{1}{4} \overline{\sum_{\substack{i,j \\ k,l}} J_{ij} J_{kl}} = \frac{1}{4} (N^2 - 4N) \bar{J}_1^2 + O(1)$$

We substitute these expressions into the variance (6). The terms of order  $N^2$  cancel and finally the terms with 4 different indices in (6) give

$$\frac{1}{16} N \bar{J}_1^2 (m^4 - m^2) + O(1) \quad (7)$$

Next we consider the terms in (6) with exactly two matching indices. We will denote the matching indices by  $i$ , and different indices by  $j$  and  $k$ . In the original notation, there are four possible options for equal indices:  $(i = k, i = l, j = k, j = l)$ . Consequently, after redesignation, the multipliers  $\frac{1}{4}$  and  $\frac{1}{2}$  in (6) will be canceled. In the second term of the expression, we rewrite the two sums over  $i, j$  and  $i, k$  as a total sum over three indices.

$$\overline{\sum_{\substack{i,j,k \\ k \neq j}} J_{ij} J_{ik} \hat{\mathbf{S}}_i \hat{\mathbf{S}}_j \hat{\mathbf{S}}_i \hat{\mathbf{S}}_k} - \overline{\sum_{\substack{i,j,k \\ k \neq j}} J_{ij} J_{ik} \hat{\mathbf{S}}_i \hat{\mathbf{S}}_j \hat{\mathbf{S}}_i \hat{\mathbf{S}}_k}$$

Averaging over the coordinates gives

$$\overline{\sum_{\substack{i,j,k \\ k \neq j}} J_{ij} J_{ik}} = N \bar{J}_1^2 + O(1)$$

In order to calculate the mean value of the spin part, it is necessary to determine the number of spin pairs with different projections of the magnetic moment depending on  $m$ , as in the case with four different indices. Up to terms of higher order in  $N$  we obtain

$$\overline{\hat{\mathbf{S}}_i \hat{\mathbf{S}}_j \hat{\mathbf{S}}_i \hat{\mathbf{S}}_k} = \frac{1}{16} m^2 + O\left(\frac{1}{N}\right)$$

Finally

$$\begin{aligned} \overline{\sum_{\substack{i,j,k \\ k \neq j}} J_{ij} J_{ik} (\hat{\mathbf{S}}_i \hat{\mathbf{S}}_j \hat{\mathbf{S}}_i \hat{\mathbf{S}}_k - \hat{\mathbf{S}}_i \hat{\mathbf{S}}_j \hat{\mathbf{S}}_i \hat{\mathbf{S}}_k)} \\ = \frac{1}{16} N \bar{J}_1^2 (m^2 - m^4) + O(1) \end{aligned} \quad (8)$$

Next, we consider the terms (6) with two pairs of coinciding indices. A pair of spins can be in four quantum states. Similar to (3) we can express the probability of each state depending on the projection of the magnetic moment  $m$  and obtain for the mean value for the spin component

$$\overline{(\hat{\mathbf{S}}_i \hat{\mathbf{S}}_j)^2} - \overline{(\hat{\mathbf{S}}_i \hat{\mathbf{S}}_j)}^2 = \frac{1}{16} (3 - 2m^2 - m^4) \quad (9)$$

To average over coordinates, we first calculate the square of the exchange energy for two spins, labelled  $i$  and  $j$ , provided that the distance between them does not exceed  $R$

$$\overline{J_{ij}^2(R)} = \frac{3}{4\pi R^3} \int_0^R J^2(r) 4\pi r^2 dr$$

We substitute the explicit expression for  $J(r)$  and tend the upper limit to infinity.

$$\overline{J_{ij}^2} = \frac{3J_0^2 a^3}{R^3 2^{16}} \int_0^\infty \left(\frac{4r}{a}\right)^7 \exp\left(-\frac{4r}{a}\right) d\left(\frac{4r}{a}\right)$$

After integration we get

$$\overline{J_{i,j}^2} = \frac{3 \cdot 7! J_0^2 a^3}{2^{16} R^3}$$

In our model, the arrangement of spins is independent, therefore the sum of the squares of the exchange energies between spin  $i$  and all spins from a sphere of radius  $R$  is equal to

$$\sum_j \overline{J_{ij}^2} = n \frac{4}{3} \pi R^3 \overline{J_{ij}^2} = \frac{7! \pi J_0^2 n a^3}{2^{14}} \quad (10)$$

We sum (7-10) and obtain the variance

$$\sigma^2 = \frac{1}{2} \sum_{i,j} \overline{J_{ij}^2} \frac{1}{16} (3 - 2m^2 - m^4) = N \sigma_1^2 \left(1 - \frac{2}{3} m^2 - \frac{1}{3} m^4\right) \quad (11)$$

Here we introduce the notation  $\sigma_1^2$ , which is equal to the variance of the exchange energy at  $m = 0$ .

$$\sigma_1^2 = \frac{3}{32N} \sum_{i,j} \overline{J_{ij}^2} = \frac{3 \cdot 7!}{2^{19}} \pi J_0^2 n a^3$$

### III. NUMERICAL MODELING

In order to verify the formulas (5) and (11) a numerical simulation was conducted for a system of randomly distributed spins with Heisenberg interaction (1). The spins were randomly placed within a cube with periodic boundary conditions. Subsequently, the interaction matrix  $J_{ij}$  was calculated using the formula (2). The spectrum of the system was calculated via numerical diagonalization of the Hamiltonian. To accelerate the computations, we developed a program in the Julia language [26], which uses CUDA technology for parallel computing on the GPU. We were able to compute the densities of states for a system of up to 16 spins. The calculation of the spectrum of a 16-spin system requires the diagonalization of the  $2^{16} \times 2^{16}$  matrix and averaging of realizations of geometric disorder, which is a time-consuming process. Therefore, prior to the calculations, the first four moments of the distribution of single-spin energies  $J_i = \sum_{i \neq j} J_{ij}$  averaged over  $10^6$  realizations of disorder were calculated. Further, instead of averaging over a large number of implementations, we studied only those systems for which the distribution moments  $J_i$  differed

from the average by no more than a certain value  $\delta J$ , expressed in percentage. That is, rather than averaging the calculated densities of states  $g(E, M)$  over coordinates, we calculated the densities of states for spin configurations that are close to the average ones.

The graph 1 shows the densities of states for different  $N$ . As expected, for  $N = 2$ ,  $g(E, m)$  consists of two states: singlet with  $m = 0$  and triplet  $m = 0, \pm 1$ . As the size of the system increases, the form of  $g(E, m)$  becomes more complicated and for its analysis the values of  $\overline{E}$  and  $\sigma_1^2$  depending on  $m$  were calculated.

The formulas for the mean exchange energy (5) and variance (11) are written for  $N \gg 1$ . Numerically, it is only feasible to model a system with a small number of spins  $N$ . In this case, terms of the next order of magnitude in  $N$  cannot be neglected. In addition, each spin interacts only with the remaining  $N - 1$  spins. Taking these factors into account, the mean value of the total exchange interaction energy should be rewritten as follows:

$$\overline{E} = \frac{1}{8} N \overline{J_1} \left( m^2 - \frac{1}{N} + O\left(\frac{1}{N^2}\right) \right) \quad (12)$$

$$\sigma^2 = (N - 1) \sigma_1^2 \left( 1 - \frac{2}{3} m^2 - \frac{1}{3} m^4 \right) \quad (13)$$

As can be seen at figure 2, the calculated  $\overline{E}(m)$  is in close agreement with the formula (12). The obtained  $\sigma^2(m)$  are in reasonable agreement with the formula (13), although the parameter  $\sigma_1^2$  fluctuates around the value predicted by the formula (13). Nevertheless, after averaging  $\sigma_1^2$  over 100 realizations, good agreement with the analytical formula was obtained.

### IV. MAGNETIC SUSCEPTIBILITY

We have calculated the mean value of the exchange energy and the variance. Now we can write an expression for the density of states of the system  $g_q(E)$  at a given magnetic moment  $M = \mu(N - 2q)$ . A macrostate with a total magnetic moment  $M$  can be realized by  $\binom{N}{q}$  number of microstates.

$$g_q(E) = \binom{N}{q} \frac{1}{\sqrt{2\pi\sigma}} \exp\left(-\frac{(E - \overline{E})^2}{2\sigma^2}\right) \quad (14)$$

For the antiferromagnetic interaction, the states for which  $q \approx N/2$  are of greatest interest. In this case, the following expansion is valide

$$\binom{N}{q} \approx 2^N \sqrt{\frac{2}{\pi N}} \exp\left(-\frac{(N - 2q)^2}{2N}\right) \quad (15)$$

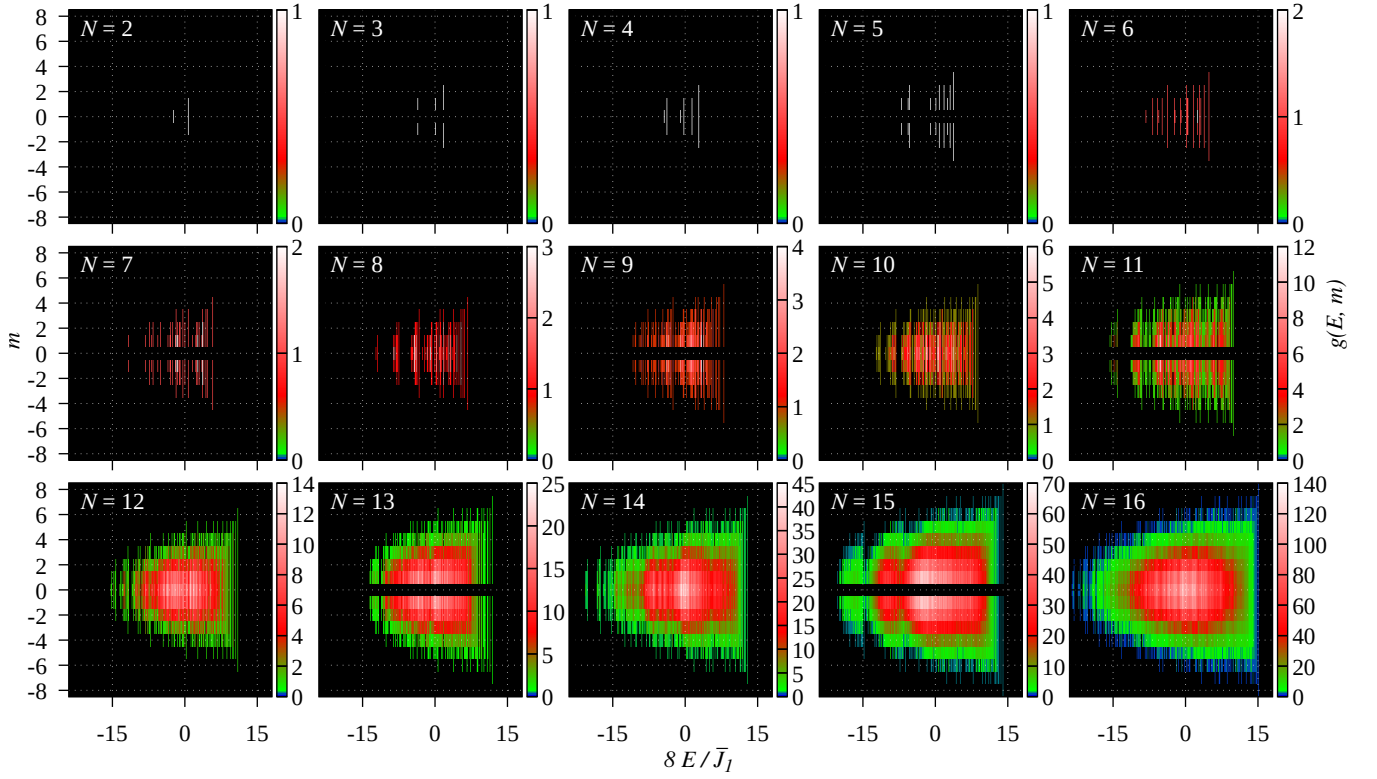


FIG. 1. Density of states  $g(E, m)$  for a system of  $N$  randomly distributed spins. The system size is shown in the graphs.  $\delta J = 1\%$ ,  $na^3 = 0.01$

We substitute (15) into (14)

$$g_q(E) = \frac{2^N}{\sqrt{N}\pi\sigma} \exp\left(-\frac{(N-2q)^2}{2N} - \frac{(E-\bar{E})^2}{2\sigma^2}\right) \quad (16)$$

For further calculations, it will be convenient to non-dimensionalize the energy and variance. We introduce a dimensionless energy per one spin  $e = \frac{E}{NJ_1}$ , and a dimensionless standard deviation  $s_1 = \frac{\sigma}{J_1}$ . Since we are considering the case  $m \ll 1$ , we will omit terms of order  $m^4$  in the expression for the variance.

$$g(e, m) = \frac{2^N}{\pi s_1 \sqrt{(1 - \frac{2}{3}m^2)}} \times \exp\left(-\frac{Nm^2}{2} - \frac{N(e - \frac{1}{8}m^2)^2}{2s_1^2(1 - \frac{2}{3}m^2)}\right) \quad (17)$$

Now let us consider the system at temperature  $T$  and in magnetic field  $B$ . The probability of the system being in some state will be described by the Gibbs distribution with energy  $E + MB = NJ_1e + \mu NmB$ . The probability density is

$$f(e, m, T, B) = \frac{1}{Z(T, B)} g(e, m) \exp\left(-\frac{N\bar{J}_1e - \mu NmB}{kT}\right)$$

Here  $Z(T, B)$  is the partition function. For convenience, we introduce the dimensionless temperature  $t = kT/\bar{J}_1$

and the dimensionless magnetic field  $\beta = \mu B/\bar{J}_1$  and write out an explicit expression for the partition function.

$$Z(t, \beta) = \iint g(e, m) \exp\left(-\frac{Ne - N\beta m}{t}\right) dedm$$

First, we integrate over energy

$$Z(t, \beta) = \int 2^N \sqrt{\frac{2}{\pi N}} \times \exp\left(-\frac{Nm^2}{2t^2} \left(t^2 + \frac{t}{4} + \frac{2s_1^2}{3}\right) + \frac{N\beta m}{t} + \frac{Ns_1^2}{2t^2}\right) dm$$

In the case of  $N \gg 1$  and for weak magnetic fields  $\beta \ll s_1^2/t$  the integral over  $m$  from  $-1$  to  $1$  can be replaced by the integral from  $-\infty$  to  $\infty$ , which could be calculated analytically.

$$Z(t, \beta) = \frac{2^{N+1}t}{N\sqrt{t^2 + \frac{t}{4} + \frac{2s_1^2}{3}}} \exp\left(\frac{N\beta^2}{2(t^2 + \frac{t}{4} + \frac{2s_1^2}{3})} + \frac{Ns_1^2}{2t^2}\right)$$

The analytical expression for the probability density can be used to calculate various characteristics of a system of randomly distributed spins. For example, the average magnetic moment of the system can be calculated as follows:  $\bar{M}(t, \beta) = \frac{1}{Z(t, \beta)} \iint M f(e, m, t, \beta) dedm$ . For brevity, we introduce the notation  $P(t, \beta) =$

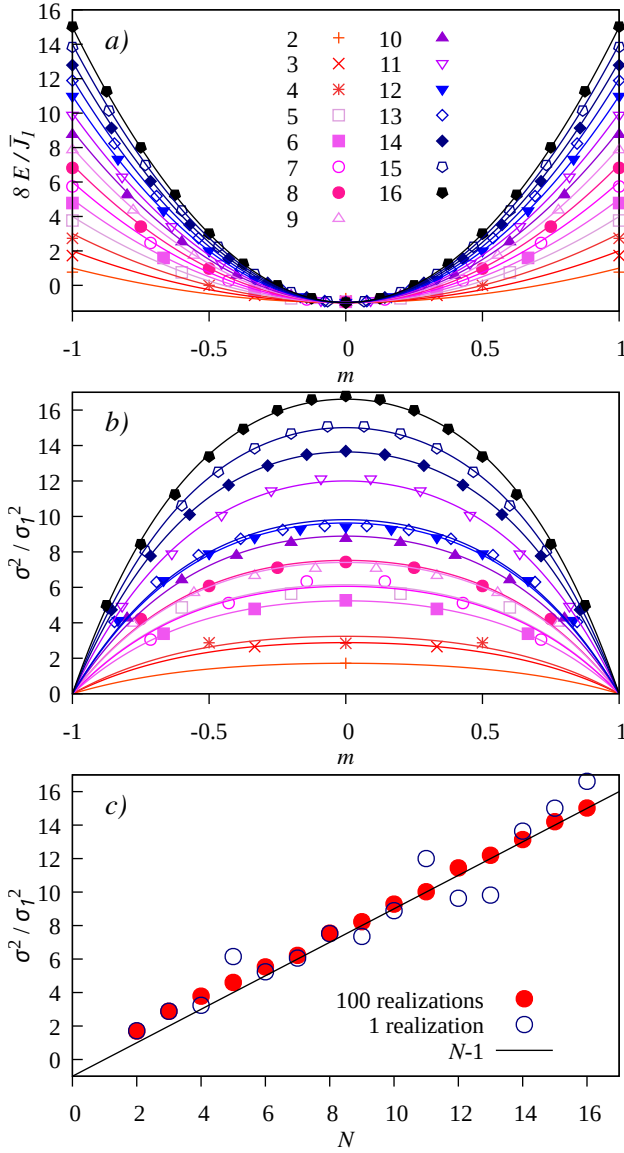


FIG. 2. a) Dependence of the average energy  $\bar{E}(m)$  for  $N = 2-16$ . Dots show the computation results, lines — analytical calculations by (12). b) Dependence of the variance  $\sigma^2(m)$ . Dots show the computation results, lines are calculated analytically using equation (13) where  $\sigma_1^2$  is a fitting parameter. Graph c) shows the dependence of the fitting parameter  $\sigma_1^2$  on  $N$ .  $\delta J = 1\%$ ,  $na^3 = 0.01$ . When averaging over 100 realizations, the value  $\delta J = 5\%$  was used.

$\iint mf(e, m, t, \beta) dedm$  then  $\bar{M} = \mu N \frac{P}{Z}$ . The magnetic susceptibility of the system is

$$\chi = \frac{\partial \bar{M}}{\partial B} = \frac{\mu^2 N}{\bar{J}_1} \frac{\partial \bar{m}}{\partial \beta} = \frac{\mu^2 N}{\bar{J}_1} \left( \frac{1}{Z} \frac{\partial P}{\partial \beta} - \frac{P}{Z^2} \frac{\partial Z}{\partial \beta} \right) \quad (18)$$

For large systems  $N \gg 1$  and in zero magnetic field the magnetic susceptibility is

$$\chi = \frac{\mu^2 N}{\bar{J}_1(t + \frac{1}{4} + \frac{2s_1^2}{3t})} \quad (19)$$

This expression can be compared with the results of low-temperature magnetic susceptibility measurements. For this purpose, it will be convenient to plot the dependence of the inverse susceptibility on temperature.

$$\frac{1}{\chi} = \frac{kT + \frac{1}{4}\bar{J}_1}{\mu^2 N} + \frac{2\sigma_1^2}{3\mu^2 N kT}$$

In the hydrogen-like model  $\sigma_1^2/\bar{J}_1^2 \ll 1$ . Therefore, for the considered temperature range  $kT > \bar{J}_1$  the last term can be neglected.

$$\frac{1}{\chi} = \frac{k(T + T_N)}{\mu^2 N} \quad (20)$$

Here  $T_N = \bar{J}_1/4k$  is the Néel temperature. When comparing with experimental results, one can use the value obtained for the hydrogen-like model, or consider  $T_N$  as a fitting parameter.

## V. COMPARISON WITH THE EXPERIMENTAL DATA

In the works of Roy et al. [9] and Anders et al. [11], measurements of the magnetic susceptibility of phosphorous impurities in silicon at low temperatures were conducted. The graph 3 shows the measured reciprocal susceptibility  $\chi_C(1)/\chi$ , normalized to the Curie susceptibility at 1 K which is numerically equal to  $\mu^2 N/k$ . Solid lines represent the results of fitting using the following formula:

$$\frac{\chi_C(1)}{\chi(T)} = \frac{T + T_{exp}n_0}{C_i}, \quad (21)$$

where  $T_{exp}$  is regarded as a fitting parameter, the same for all experimental dependences. In comparison to the theoretical formula (20),  $T_{exp}$  corresponds to  $T_N$  ( $n = 10^{18} \text{ cm}^{-3}$ ).  $n_0$  is a dimensionless concentration which is expressed in units  $10^{18} \text{ cm}^{-3}$ . And  $C_i$  is a fitting parameter, which represents the fraction of electrons localized at impurity centers and varies from zero to one. In accordance with the formula (20), the dependence  $1/\chi(T)$  should be parallel to  $1/T$ . However, in the experiment, the slope also changes as the concentration increases. This phenomenon can be explained by the fact that in the vicinity of the metal-insulator transition concentration, a considerable part of the electrons undergoes a transition to the metallic phase. The susceptibility of electrons in the metallic phase is independent of temperature and is significantly lower than that of localized electrons. Consequently, the contribution of delocalized electrons can

be neglected. This behavior can be taken into account by the introduction of the fitting coefficient  $C_i$ .

The fitting procedure was conducted as follows. All experimental points for which the condition  $T > 0.7T_{exp}n_0$  was satisfied were fitted by linear dependencies. The coefficient 0.7 was chosen empirically to cut off the low-temperature range, within which the transition to the Bhatt-Lee random singlet phase [8] occurs. At this temperature range, the strong disorder renormalization group approach is applicable. The parameter  $T_{exp}$  was varied in order to minimize the sum of squares of deviations from the experimental data for all curves. Figure 4 shows the obtained  $C_i(n)$  dependence. It is evident that it has the expected form, i.e. at low concentrations it tends to 1, whereas at concentrations close to the concentration of the metal-insulator transition it goes to zero.

In the hydrogen-like model [24, 25] the parameter  $J_0$  in (2) is  $1.641Ry$ . In the paper [11] the following values are given for P impurity in Si:  $Ry \approx 45.5$  meV and the Bohr radius  $a_B \approx 1.52$  nm. Consequently  $T_N = 10.9$  K. Upon fitting the experimental data, a significantly lower value was obtained  $T_{exp} = 0.8076$  K. It should be noted, however, that the conduction band minimum in Si consists of six valleys, and only states from one valley interact. Therefore, the theoretical value should be reduced by a factor of six  $T_N/6 = 1.82$  K. This value remains approximately twofold that obtained from the fitting. The exchange interaction between impurities in silicon has been the subject of extensive investigation in the literature. For instance, the hydrogen-like model has been shown to significantly overestimate the exchange interaction between two impurity atoms in Si [27, 28]. Our results are consistent with this conclusion.

Although the hydrogen-like model significantly overestimates the strength of the exchange interaction, good agreement between the theoretical curves and the experimental results indicates that the proposed model provides good qualitative agreement with the experiment, and for quantitative agreement, the value of  $T_N$  should be considered as a fitting parameter.

## VI. MAGNETIZATION IN STRONG MAGNETIC FIELDS

In the previous paper [12], the density of states approach was applied to a disordered system of spins with a ferromagnetic exchange interaction. In this case, the magnetic moment  $m$  can be of the order of 1, and thus the expansion (15) is not applicable. Instead, the binomial coefficient was expanded using the Stirling formula. For the antiferromagnetic exchange interaction in a strong magnetic field, the average magnetic moment  $m$  can also be quite large. Using the Stirling formula, the binomial coefficient can be written as

$$\left( \frac{N}{\frac{N(1-m)}{2}} \right) = \sqrt{\frac{2}{\pi N}} \frac{1}{\sqrt{1-m^2}} \exp(Np(m))$$

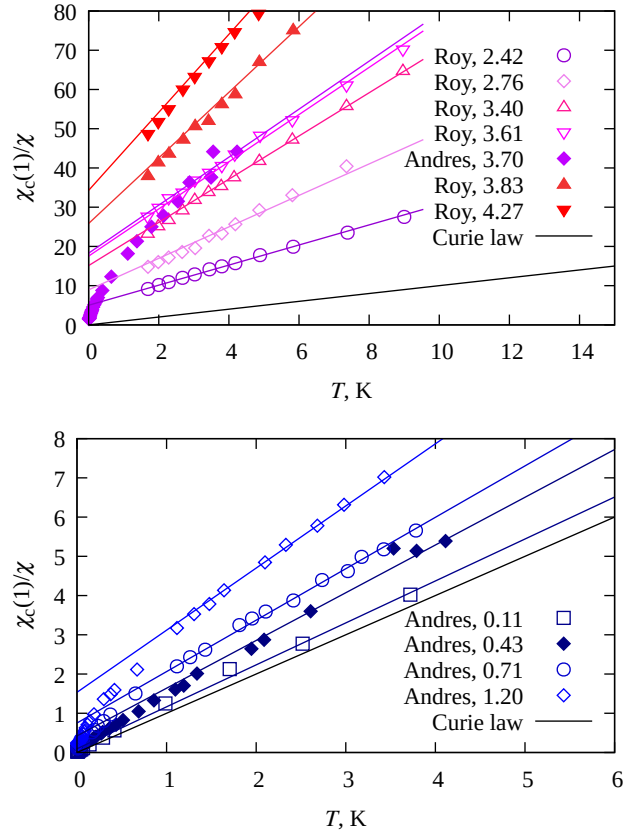


FIG. 3. Comparison of experimental data from Roy et al. [9] and Andres et al. [11] with the fitted results. Concentration is given in  $10^{18} \text{ cm}^{-3}$

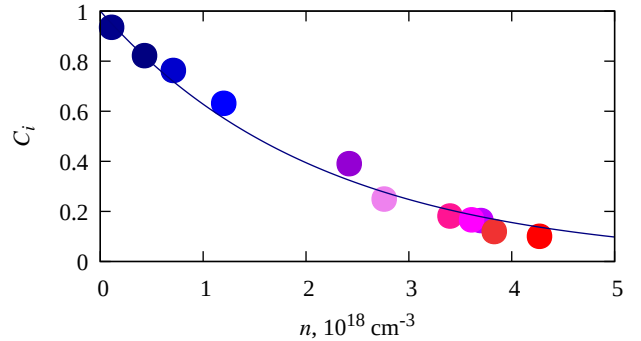


FIG. 4. Dependence of the fraction of localized electrons  $C_i$  on the concentration of impurity centers. The solid line is an empirical fit using the formula  $C_i = \exp(-n/n_c)$ ,  $n_c \approx 2.15 \cdot 10^{18} \text{ cm}^{-3}$

Here, for brevity, we use the notation

$$p(m) = \ln 2 - \frac{1-m}{2} \ln(1-m) - \frac{1+m}{2} \ln(1+m)$$

Then, using the approach proposed in [12], we obtain



the following expression for the partition function:

$$Z(t, \beta) = \sqrt{\frac{N}{2\pi}} \int \frac{dm}{\sqrt{1-m^2}} \times \exp \left( N \left( p(m) + \frac{s_1^2(3-2m^2-m^4)}{6t^2} - \frac{m^2}{8t} + \frac{\beta m}{t} \right) \right) \quad (22)$$

The integral over the magnetic moment can be calculated using the Laplace's method. The maximum value of the exponent in equation (22) is achieved at  $m = m_0$ , which is determined from the following transcendental equation:

$$-\frac{2s_1^2 m_0}{3t^2} - \frac{2s_1^2 m_0^3}{3t^2} - \frac{m_0}{4t} + \frac{\beta}{t} + \frac{1}{2} \ln \left( \frac{1-m_0}{1+m_0} \right) = 0 \quad (23)$$

In the case of large systems  $N \gg 1$ , the maximum of the exponent is markedly sharp, therefore states with a magnetic moment that differs from  $m_0$  are essentially unattainable. Thus, equation (23) provides the magnetic moment of the system. At relatively high temperatures and relatively weak magnetic fields, the last two terms in equation (23) are the main ones, and the logarithm can be expanded in a series in the small parameter  $m_0$ . This allows to reduce the equation (23) to the form  $m_0 = \beta/t$ . When  $m_0$  is not small, equation (23) can be solved numerically.

In [29], experimental measurements of impurity magnetization for Si samples doped with different concentration of P are presented. The so-called scaling behavior of magnetization was found. Specifically, the magnetization in the scaling coordinates  $(M(H, T)/T\chi(0, T); H/T)$  was found to be independent of the sample temperature. This phenomenon was theoretically explained within the framework of the Bhatt and Lee model [8] and was associated with the power-law dependence  $\chi(T) \sim T^\alpha$ . Our model also predicts similar scaling behavior in the temperature range  $T > T_N$ .

Indeed, at high temperatures the magnetic moment of the system  $M(B, T) = N\mu m_0 \approx N\mu\beta/t = N\mu B/kT$ . Magnetic susceptibility is  $\chi(T) \approx \mu^2 N/kT$ . Therefore, in the high temperature limit  $M(B, T)/T\chi(0, T) \approx B/T$ . This explains the scaling behaviour experimentally observed in [29] at low magnetic fields and high temperatures. In the case of strong magnetic fields, the magnetic moment and magnetic susceptibility can be determined by numerically solving equation (23).

This equation is written for a hydrogen-like exchange interaction. However, such a model significantly overestimates the magnitude of the exchange interaction. The average exchange energy (4) and variance (11) depend on the parameter  $J_0$ . Based on the results of fitting the inverse susceptibility on temperature, the value of  $J_0$  should be reduced by a factor of  $T_{exp}/T_{N18}$  in comparison to the hydrogen-like model. Here  $T_{N18}$  is the Néel temperature at concentration  $n = 10^{18} \text{ cm}^{-3}$ . Taking this into account, equation (23) can be rewritten as follows:

$$C_{fs} n_0 \left( -\frac{2s_{18}^2 m_0}{3t^2} - \frac{2s_{18}^2 m_0^3}{3t^2} - \frac{m_0}{4t} \frac{T_{exp}}{T_{N18}} \right) + \frac{\beta}{t} + \frac{1}{2} \ln \left( \frac{1-m_0}{1+m_0} \right) = 0 \quad (24)$$

Here  $s_{18}$  denotes the value of the dimensionless standard deviation  $s_1$  at a concentration  $n = 10^{18} \text{ cm}^{-3}$ , and the dependence on concentration, the same for the first three terms, is taken out of brackets. The parameter  $C_{fs}$  denotes the fraction of free spins that have not coupled into singlets. Indeed, the magnetization measurements in the paper [29] were carried out at low temperatures comparable to the Néel temperatures for the studied dopant concentrations. Therefore, part of the spins will couple into singlet pairs with zero magnetic moment, which will manifest itself as an effective decrease in concentration.

The figure 5 shows experimental dependencies from [29] in scaling coordinates. The solid curves represent the result of fitting using formula (24). Good quantitative agreement between the calculation and experimental data is evident.

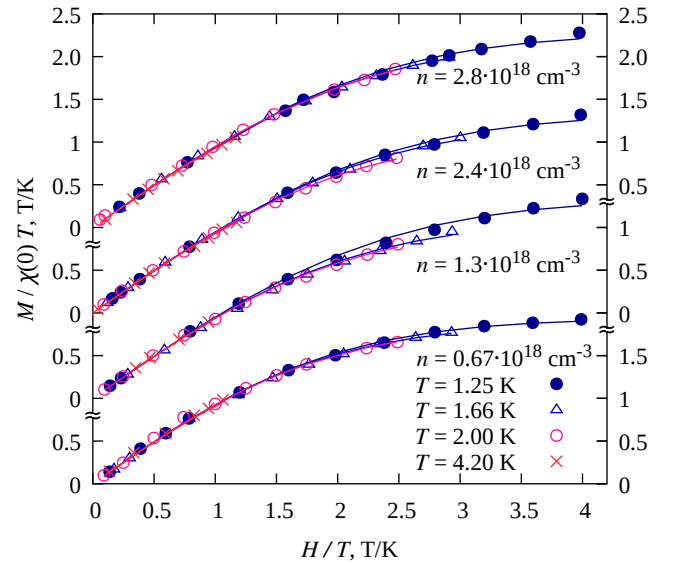


FIG. 5. Dependences of magnetization on magnetic field in scaling coordinates  $M(H, T)/\chi(0, H)/T$  и  $H/T$ . Dots are experimental data from [29]; solid lines calculated by the formula (24)

Figure 6 shows the dependence of the fitting coefficient  $C_{fs}$  on temperature for samples with different concentrations. As expected, at low concentrations and high temperatures  $C_{fs} \approx 1$ . As the concentration increases and the temperature decreases, the fraction of free spins decreases. Therefore, it is shown that the density of states approach is applicable not only for temperatures  $T > T_N$ , but also can be used for lower temperatures; at low temperatures this approach allows for the estimation of the fraction of spins coupled into singlets.



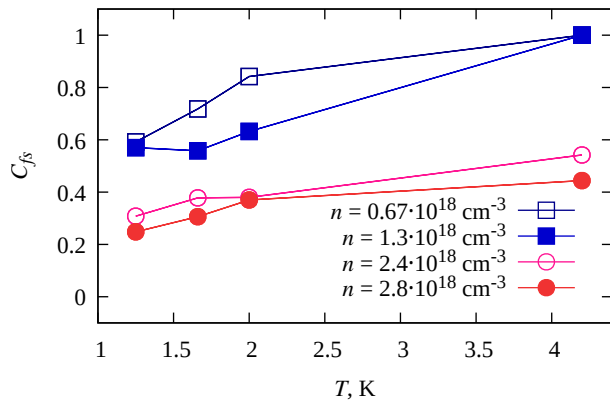


FIG. 6. Dependences of the fraction of free spins  $C_{fs}$  on temperature for samples with different impurity concentrations, calculated based on fitting the experimental curves from [29]

## VII. CONCLUSION

This paper presents a study of the magnetic properties of doped semiconductors using the density of states

approach. The magnetic susceptibility and magnetic moment were calculated in a wide range of magnetic fields and temperatures. The obtained dependences are used to describe the experimental results published in the literature. From the fitting of the experimental data, the fraction of localized magnetic moments as a function of concentration, as well as the ratio of free electrons and electrons coupled into singlets, depending on concentration and temperature, were estimated. The quantitative correspondence between the theory and the experiment, as well as the qualitative agreement with the results of calculations performed within the framework of the strong-disorder renormalization group, are demonstrated. The results obtained are of importance for the development of the theory of disordered antiferromagnets and for a deeper understanding of the physics of the metal-insulator transition in doped semiconductors.

## VIII. ACKNOWLEDGEMENTS

We acknowledge support from Russian Science Foundation (Grant No. 23-22-00333).

- 
- [1] H. v. Löhneysen, Electron-electron interactions and the metal-insulator transition in heavily doped silicon, *Annalen der Physik* **523**, 599 (2011), <https://onlinelibrary.wiley.com/doi/pdf/10.1002/andp.201100034>
  - [2] A. Möbius, The metal-insulator transition in disordered solids: How theoretical prejudices influence its characterization a critical review of analyses of experimental data, *Critical Reviews in Solid State and Materials Sciences* **44**, 1 (2019).
  - [3] S. Kettemann, Towards a comprehensive theory of metal-insulator transitions in doped semiconductors, *Annals of Physics* **456**, 169306 (2023).
  - [4] F. Iglói and C. Monthus, Strong disorder RG approach of random systems, *Physics Reports* **412**, 277 (2005).
  - [5] Y.-R. Shu, D.-X. Yao, C.-W. Ke, Y.-C. Lin, and A. W. Sandvik, Properties of the random-singlet phase: From the disordered heisenberg chain to an amorphous valence-bond solid, *Phys. Rev. B* **94**, 174442 (2016).
  - [6] A. Braemer, J. Vahedi, and M. Gärttner, Cluster truncated wigner approximation for bond-disordered heisenberg spin models, *Phys. Rev. B* **110**, 054204 (2024).
  - [7] S.-k. Ma, C. Dasgupta, and C.-k. Hu, Random antiferromagnetic chain, *Physical review letters* **43**, 1434 (1979).
  - [8] R. N. Bhatt and P. A. Lee, Scaling studies of highly disordered spin- $\frac{1}{2}$  antiferromagnetic systems, *Phys. Rev. Lett.* **48**, 344 (1982).
  - [9] A. Roy and M. P. Sarachik, Susceptibility of si:p across the metal-insulator transition. ii. evidence for local moments in the metallic phase, *Phys. Rev. B* **37**, 5531 (1988).
  - [10] H. G. Schlager and H. v. Löhneysen, Susceptibility of local magnetic moments in phosphorus-doped silicon near the metal-insulator transition, *Europhysics Letters* **40**, 661 (1997).
  - [11] K. Andres, R. N. Bhatt, P. Goalwin, T. M. Rice, and R. E. Walstedt, Low-temperature magnetic susceptibility of si: P in the nonmetallic region, *Phys. Rev. B* **24**, 244 (1981).
  - [12] N. A. Bogoslovskiy, P. V. Petrov, and N. S. Averkiev, Phase diagram of a ferromagnetic semiconductor: Origin of superparamagnetism, *Phys. Rev. B* **109**, 024436 (2024).
  - [13] C. Zhou, T. C. Schulthess, S. Torbrügge, and D. P. Landau, Wang-landau algorithm for continuous models and joint density of states, *Phys. Rev. Lett.* **96**, 120201 (2006).
  - [14] W. Heisenberg, Zur theorie des ferromagnetismus, *Zeitschrift für Physik* **49**, 619 (1928).
  - [15] F. Wang and D. P. Landau, Efficient, multiple-range random walk algorithm to calculate the density of states, *Phys. Rev. Lett.* **86**, 2050 (2001).
  - [16] V. I. Egorov and B. V. Kryzhanovsky, Analyzing the accuracy and performance of the wang-landau algorithm for calculating the density of states in the ising model, *Russian Journal of Cybernetics* **5**, 46 (2024).
  - [17] B. Kryzhanovsky, L. Litinskii, and V. Egorov, Analytical expressions for Ising models on high dimensional lattices, *Entropy* **23** (2021).
  - [18] N. Bogoslovskiy, P. Petrov, and N. Averkiev, Analytical and numerical calculations of the magnetic properties of a system of disordered spins in the Ising model, *St. Petersburg State Polytechnical University Journal. Physics and Mathematics* **16**, 7 (2023).
  - [19] C. J. Wellard and L. C. L. Hollenberg, Donor electron wave functions for phosphorus in silicon: Beyond effective-mass theory, *Phys. Rev. B* **72**, 085202 (2005).

- [20] F. A. Zwanenburg, A. S. Dzurak, A. Morello, M. Y. Simmons, L. C. L. Hollenberg, G. Klimeck, S. Rogge, S. N. Coppersmith, and M. A. Eriksson, *Silicon quantum electronics*, *Rev. Mod. Phys.* **85**, 961 (2013).
- [21] A. Tankasala, B. Voisin, Z. Kembrey, J. Salfi, Y.-L. Hsueh, E. N. Osika, S. Rogge, and R. Rahman, *Shallow dopant pairs in silicon: An atomistic full configuration interaction study*, *Phys. Rev. B* **105**, 155158 (2022).
- [22] M. M. Munia, S. Monir, E. N. Osika, M. Y. Simmons, and R. Rahman, *Superexchange coupling of donor qubits in silicon*, *Phys. Rev. Appl.* **21**, 014038 (2024).
- [23] N. Bogoslovskiy, P. Petrov, and N. Averkiev, *Spin-fluctuation transition in the disordered Ising model*, *JETP Letters* **114**, 347 (2021).
- [24] L. P. Gor'kov and L. P. Pitaevskii, *Soviet Physics Doklady* **8**, 788 (1964).
- [25] C. Herring and M. Flicker, *Phys. Rev.* **134**, A362 (1964).
- [26] T. Besard, C. Foket, and B. De Sutter, *Effective extensible programming: Unleashing Julia on GPUs*, *IEEE Transactions on Parallel and Distributed Systems* <https://doi.org/10.1109/TPDS.2018.2872064> (2018).
- [27] J. K. Gamble, N. T. Jacobson, E. Nielsen, A. D. Baczewski, J. E. Moussa, I. Montañó, and R. P. Muller, *Multivalley effective mass theory simulation of donors in silicon*, *Phys. Rev. B* **91**, 235318 (2015).
- [28] L. P. Gor'kov and P. L. Krotkov, *Exact asymptotic form of the exchange interactions between shallow centers in doped semiconductors*, *Phys. Rev. B* **68**, 155206 (2003).
- [29] M. P. Sarachik, A. Roy, M. Turner, M. Levy, D. He, L. L. Isaacs, and R. N. Bhatt, *Scaling behavior of the magnetization of insulating Si:P*, *Phys. Rev. B* **34**, 387 (1986).