

Enhancing Robotic System Robustness via Lyapunov Exponent-Based Optimization

G. Fadini^{1,*}, S. Coros¹,

Abstract—We present a novel approach to quantifying and optimizing stability in robotic systems based on the Lyapunov exponents addressing an open challenge in the field of robot analysis, design, and optimization. Our method leverages differentiable simulation over extended time horizons. The proposed metric offers several properties, including a natural extension to limit cycles commonly encountered in robotics tasks and locomotion. We showcase, with an *ad-hoc* JAX gradient-based optimization framework, remarkable power, and flexibility in tackling the robustness challenge. The effectiveness of our approach is tested through diverse scenarios of varying complexity, encompassing high-degree-of-freedom systems and contact-rich environments. The positive outcomes across these cases highlight the potential of our method in enhancing system robustness.

I. INTRODUCTION

Morphological computation [1], a biologically-inspired concept, could enhance robotic design by offloading computational tasks to the physical body, thereby reducing reliance on onboard processing and control corrections. If combined with co-design strategies, this approach allows for the simultaneous optimization of a robot’s physical structure and control logic, resulting in systems that are robust and efficient in complex, dynamic environments. For instance, a legged robot could navigate uneven terrain using the same control signals as on flat ground, relying on its mechanical structure to gracefully adapt to perturbations. Embodied intelligence would lead to more natural and robust behaviors, promising to advance robotic capabilities in unpredictable scenarios. However, it is difficult to find a metric that describes this kind of resilience to perturbation. While it is clear how to score the performance of a robot while performing a task or to draw conclusions about its hardware design, it is rather unclear what tools to use to concretely assess its ultimate robustness. The design of robust robotic systems for unplanned scenarios remains still an open problem. To address such a question, in this paper, we propose to tackle the problem of finding a robustness metric, with the ultimate goal of robot co-design in mind. Prior research in this field has primarily focused on optimality [2–5]. However, optimal trajectories may not always be feasible in real systems due to unmodelled dynamics, noise, delays, saturation, or actuator dynamics that can hinder effective perturbation rejection. While optimality remains crucial, robustness emerges as a complementary aspect necessary for real-world deployment. Current work aims to select trajectories and designs requiring

minimal control correction on real hardware. Proposed strategies include stochastic optimization [6, 7] and data-driven approaches [8], where a robust bi-level scheme incorporating additional simulations to enhance co-design robustness was proposed, tailoring hardware parameters for robustness. However, these approaches faced scalability issues and relied on proxies depending on the environment and noise injection. Other research [9, 10] explored maximizing the region of attraction for stabilizing controllers in simple underactuated systems. For parametric optimization, [11] outlined a method for selecting optimal trajectories for UAVs using sensitivity analysis. However, the applicability of this method to legged robots with more degrees of freedom and switching contact dynamics requires careful reconsideration. To extend similar results to legged robotics, gradients could be obtained via differentiable simulation [12, 13], although challenges arise due to the non-smooth nature of the problem.

As a foundation to future work in this direction, we propose a method that assesses the sensitivity of a robotic system to perturbations and that can be hence used in several analysis or optimization scenarios. Contact-rich loco-manipulation problems and some dynamical systems show the property of deterministic chaos. Our formulation’s advantage is offering a clearer theoretical link with the properties of their non-linear dynamics. The Lyapunov exponents, which are at the cornerstone of our method, give a powerful tool to characterize non-linear systems long-term behavior [14, 15]. Their use is well established for dynamical systems and previous literature speculated about their possible use in robot hardware optimization to increase stability [16]. This concept has also been already used to evaluate robustness in simplified bipedal systems [17, 18], offering potential insights into robustness metrics in legged robotics. However, it has seen little use in other systems with high dimensionality and in gradient-based optimization. To fill this gap, we propose to include a differentiable formulation adapted to several applications, including system analysis, optimization, and differentiable co-optimization of system and plant.

II. MATHEMATICAL BACKGROUND

A. Sensitivity analysis in discrete dynamical systems

In our analysis, systems with discrete dynamics are considered. Equivalent considerations can also be extended to the case of systems with continuous dynamics. In the case of Markovian autonomous systems, it is possible to discretize the dynamics via a transition map Φ that links each state to

¹ETHZ, Computational Robotics Lab (CRL), Zürich, Switzerland

* Corresponding author: gfadini@ethz.ch

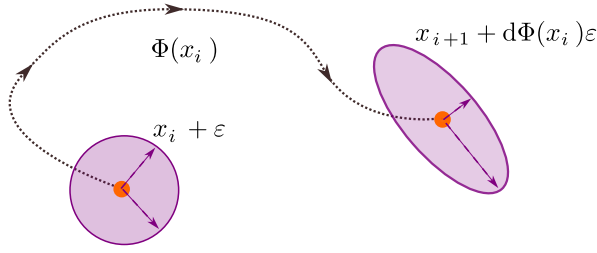


Fig. 1: The transition map Φ maps an uncertainty of radius ε around x_i into an ellipsoid $\varepsilon^\top d\Phi^\top(x_i)d\Phi(x_i)\varepsilon$.

the next one. This dependency is written as:

$$x_{i+1} = \Phi(x_i) \quad (1)$$

Intuitively Φ can be interpreted as a single forward simulation step which links one state x_i to the next one x_{i+1} . In a complete simulation rollout, the state transition map is applied iteratively for n steps starting from the initial condition x_0 . This leads to the following expression of the final state x_n :

$$x_n = \underbrace{\Phi(\Phi(\dots\Phi(x_0)))}_{n \text{ times}} \quad (2)$$

The final state sensitivity can be computed with respect to the initial state with a telescopic expansion as:

$$\frac{\partial x_n}{\partial x_0} = \underbrace{\frac{\partial \Phi}{\partial x} \Big|_{x_{n-1}} \frac{\partial \Phi}{\partial x} \Big|_{x_{n-2}} \dots \frac{\partial \Phi}{\partial x} \Big|_{x_1} \frac{\partial \Phi}{\partial x} \Big|_{x_0}}_{d\Phi(x_{n-1})} = \prod_{i=0}^{n-1} d\Phi(x_i) \quad (3)$$

The sensitivity magnitude of the final state to the initial condition can be found after applying the transition map Φ for n times can be obtained by (3).

B. Divergence of infinitesimally perturbed trajectories

Two trajectories Γ and Γ' starting respectively from x_0 and x'_0 are considered, x'_0 differs from x_0 of an arbitrary small quantity ε at the initial state x_0 , that is $x'_0 = x_0 + \varepsilon$. These trajectories will evolve under the transition map Φ as:

$$\begin{aligned} \Gamma &= \{x_0, x_1 = \Phi(x_0), \dots, x_i \dots\} \\ \Gamma' &= \{x'_0, x'_1 = \Phi(x'_0), \dots, x'_i \dots\} \end{aligned} \quad (4)$$

For linearity of $d\Phi$, under small perturbations $\varepsilon \approx 0$, the steps can be compounded. Neglecting higher-order terms, the propagation of the perturbation at the i -th iteration is:

$$x'_i - x_i = \prod_{k=0}^{i-1} d\Phi(x_k) \varepsilon = \prod_{k=0}^{i-1} d\Phi(x_k) (x'_0 - x_0) \quad (5)$$

So $d\Phi(x_n)$ is tied to the variations that a ball $\mathcal{B}_\varepsilon(x_i) \triangleq \{x \in \mathbb{R}^n \text{ such that } \|x - x_i\| < |\varepsilon|\}$ of phase space around point x_n undergoes after applying the transformation Φ , this is visualized in Fig. 1. The eigenvalues of $d\Phi(x_i)$ correspond to the magnitude of the deformation along the principal axis of the linear transformation around x_i . Their product gives an information about the transformation:

- For $|d\Phi(x_i)| > 1$ the volume is expanding.
- For $|d\Phi(x_i)| < 1$ the volume is contracting.
- For $|d\Phi(x_i)| = 1$ the volume is conserved.

C. Lyapunov exponent definition

For linear systems, $d\Phi$ is constant at any iteration, so studying it once is enough to draw conclusions about the convergence of the system's trajectories. Conversely, in the case of non-linear systems, $d\Phi$ depends on the state, and the evolution of the whole trajectory is necessary to have an assessment. The analysis of the convergence property is recovered by averaging the transformations along the whole trajectory. The Lyapunov exponents are a tool to characterize the long-term behavior of nearby trajectories in non-linear systems [19–24]. For one-dimensional maps, the Lyapunov exponents are computed as the time average of $\log |d\Phi|$. This concept can be extended to higher-dimensional maps and flows thanks to Oselede't's ergodic multiplicative theorem [25]. They are defined as the limit of the logarithm of the geometric average of the transformations for infinitely long trajectories:

$$\lambda = \lim_{n \rightarrow \infty} \frac{1}{n} \ln \|\prod_{i=0}^{n-1} d\Phi(x_i)\| \quad (6)$$

In these cases, there are multiple exponents, equal in number to the dimension of the phase space. These exponents are typically arranged in descending order. The generalization to higher dimensions provides a powerful tool for analyzing the asymptotic behavior of complex dynamical systems, offering insights into how nearby trajectories diverge or converge over time in different directions of the phase space.

D. Computation of the Lyapunov exponents

Numerical techniques can approximate (6) for multidimensional systems and some libraries are already readily available [26]. A common algorithm uses QR decomposition [24] so that at any instant i : $d\Phi_i = Q_i R_i$ where Q_i is an orthonormal matrix and R_i upper triangular matrix. The j -th Lyapunov exponent is then computed by:

$$\lambda_j = \frac{1}{N\Delta t} \sum_{i=0}^{N-1} \log(|R_{i[j,j]}|) \quad (7)$$

where Δt is the time discretization between two states. As in floating base robotics, it may happen that $d\Phi_i$ is not a square matrix applying (8) is not viable. Our approach to solving this is to consider the matrix $d\Phi_i^\top d\Phi_i$ instead. Moreover, we employ a singular values decomposition so that $d\Phi_i^\top d\Phi_i = U_i \Sigma_i V_i$. Where U_i is the matrix of the left singular vectors, V_i is the matrix of the right singular vectors and Σ_i is a diagonal matrix containing the squared eigenvalues on its diagonal. SVD is differentiable [27], and despite having a higher computational cost compared to QR decomposition, it is better suited for near-singular cases.

$$\lambda = \frac{1}{2N\Delta t} \sum_{i=0}^{N-1} \log(\Sigma_i) \quad (8)$$

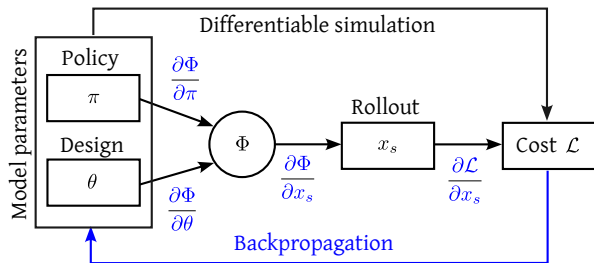


Fig. 4: Framework for co-optimization of hardware and policy parameters with differentiable simulation.

A. Extension to robotic systems

In the case of actuated robotic systems the state transition function also includes some form of control action:

$$x_{i+1} = \Phi(x_i, u_i) \quad (10)$$

Where x represents the state, u is the control and i is the index associated with a trajectory state. In this work, we assume the existence of a controller Π , so that $u_i = \Pi(x_i)$. Such control policy Π can be integrated into the transition map (10) making the system autonomous and thus the theory explained so far is applicable. In Fig. 4 the workflow of our differentiable physics approach is shown. The robot's dynamics Φ is formulated with a differentiable physics simulator, possibly including contact interactions, allowing for the computation of gradients with respect to both hardware and control parameters. A differentiable cost function \mathcal{L} is formulated to capture the desired performance and robustness, including \mathcal{L}_λ . During a forward pass, the simulator runs with the current parameters, generating a trajectory of states and evaluating such costs. Backpropagation can also be employed to compute the gradients of the loss function from the current state. These gradients are propagate back through the simulation to possibly update hardware or control parameters using first order optimization algorithms. Forward simulation and backpropagation updates can then be repeated to increase robustness. This pipeline is adapt for a holistic optimization of robotic systems via controller and plant co-design, ultimately leading to more efficient and capable robotic design and control. In practice, however, we can also just selectively focus on specific components of the system. Via a forward rollout, the robustness of the current model can be quantified. Via a hardware model update, the design can be improved so it better performs under a given controller. Finally, via a policy update, the control policy can be refined to increase robustness.

IV. RESULTS

A. Implementation

In this section, we apply the metric defined in the previous chapter to several robotics case studies. To write the dynamics the MJX module of [30] was used. This simulator enables to computation of trajectory rollouts and the derivative $d\Phi$. Thanks to it we could also obtain intermediate JAX [31]

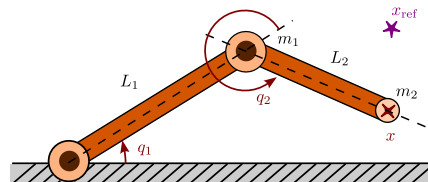


Fig. 5: Robot manipulator scheme

TABLE I: Comparison of nominal and optimized parameters

Parameter	Nominal	Optimized
Lengths L_1, L_2 [m]	(1.0, 1.0)	(0.9, 0.1)
Masses m_1, m_2 [kg]	(0.5, 0.5)	(0.9, 0.01)
Damping K_d [Ns/rad]	(5.0, 5.0)	(31.7, 21.7)
Stiffness K_p [Nm/rad]	(20.0, 20.0)	(59.8, 59.8)
Stiffness K_c [Nm/rad]	(1.0, 1.0)	(0.75, 1.78)
Cost	1.06	0.21
Robustness \mathcal{L}_λ	$-2.5 \cdot 10^{-3}$	$-1.3 \cdot 10^{-2}$

representation which could be differentiated and parallelized as explained in the previous section.

B. Planar manipulator - controller & plant co-design

We consider a planar manipulator as shown in Fig. 5 made up by: two actuated revolute joints controlling the DoFs q_1 and q_2 and two rigid links with lengths L_1, L_2 with concentrated masses m_1 and m_2 . The actuator is influenced by a downward gravitational force. As hardware parameters to optimize we select: the link lengths (L_1, L_2) and the two concentrated masses (m_1, m_2). The task we select is to stabilize the manipulator reaching a target position $x_{ref} = [0.7, 0.7]$ with the end effector x . In order to do so we select as control policy Π a PD controller with cartesian stiffness [32]: $\Pi(x_i) = K_p(q_i - q_{ref}) + K_d(v_i) + K_c J^T(q_i)(x - x_{ref})$. The system is simulated for 2s with a $\Delta t = 10^{-3}$. As co-optimization variables, we select the lengths of the links, the moving masses that impact the inertia of the system, and the policy gains. The optimization relies on the ADAM optimizer [33] from the Optax library [34]. The cost convergence plot is shown in Fig. 7 where a plateau is reached after around 5 iterations. The results are shown in Tab. I, the metric of the robustness of the optimized robot \mathcal{L}_λ is over 5 times higher than the nominal one. In Fig. 6 the nominal manipulator (right plots) and optimized one (left plots) are tested by starting the simulations from 100 random joint positions and velocities. The optimized system shows trajectories (Fig. 6c) that converge more steadily to the final position in cartesian space than the nominal (Fig. 6d). We also observe that selecting the optimized case produces trajectories that converge faster to the equilibrium point and are more regular in the state space (Fig. 6a) if compared to nominal (Fig. 6b).

C. Falling spider robot - assessing system robustness

A poly-articulated robot's fall dynamic is studied to gain insights into the relationship between controller parameters and the metric of robustness we propose. We test the computation of \mathcal{L}_λ for different combinations of a joint PD

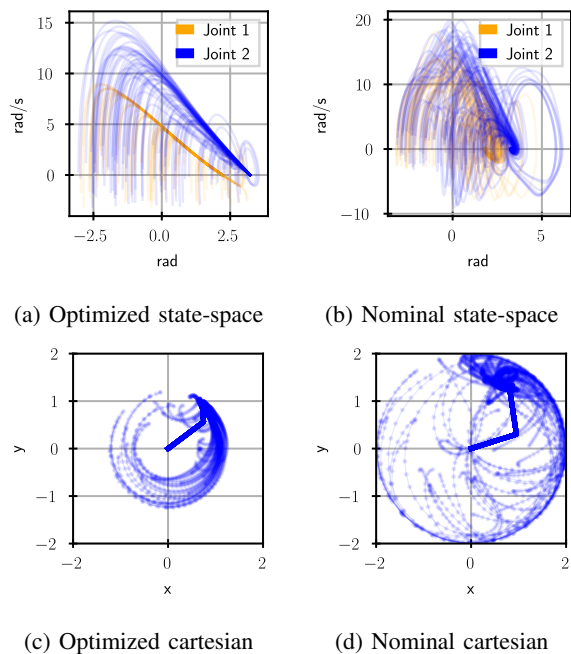


Fig. 6: The two plot on the left show 100 trajectories starting from random initial states in both the state space and the cartesian space for optimized hardware and policy, while the ones on the right show 100 random trajectories with nominal parameters.

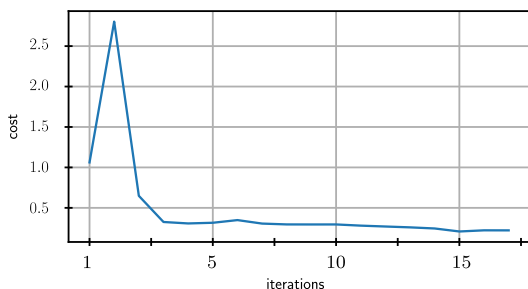


Fig. 7: Cost trend during the co-optimization of the manipulator. The cost reaches a plateau after around 5 iterations.

controller and fixed design parameters. As a test case the spider-like robot made up of 16 joints and a floating base as in Fig. 8. We make the robot fall from the same initial condition at a height of $1m$ as can be seen in Fig. 8b. By computing \mathcal{L}_λ we aim to evaluate the robot’s behavior under varying joint controller gains (stiffness and damping). These results are reported in Fig. 9. There we can observe that lower robustness values were consistently associated with more heavily damped systems that exhibited lower joint stiffness. This finding suggests that increased damping and reduced stiffness contribute to increased robustness during the robot’s fall. Such a setting likely allows the system to absorb and dissipate energy faster, hence resulting in a more controlled motion. This outcome aligns with intuitive expectations, as a more dissipative system would generally be better equipped to handle the impact and unpredictability

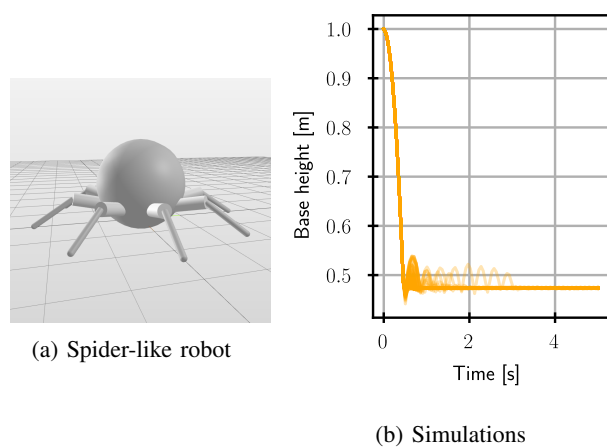


Fig. 8: Model of the 16 DoF spider 8a and 100 simulation rollouts 8b with different combinations of the joint controller PD gains and same position reference. The final height reaches steady values after a quick transient, as energy is dissipated in the joints and with ground interaction.

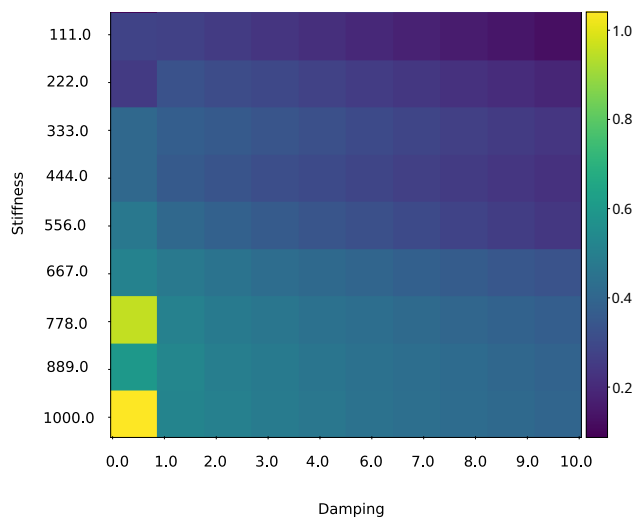


Fig. 9: Trend of the robustness metric \mathcal{L}_λ for different combinations of the joint controller gains parameters (normalized)

associated with falling. Such a result further consolidates the use of the metric as a valuable analysis tool for tuning control parameters in robotic systems to enhance their resilience to unexpected disturbances.

D. Crawling quadruped - policy robustness evaluation

In this final study, we investigate a locomotion problem with a quadruped robot and a PD controller with fixed design parameters. The robot model consists of 8 actuated joints and a floating base, as illustrated in Fig. 10. We focus our efforts on evaluating robustness and tuning the controller parameters. We aim to achieve a stable and more robust locomotion policy and to assess its robustness. Our proxy policy features parametric sinusoidal signals (11) superimposed on a constant reference for each joint. To reduce

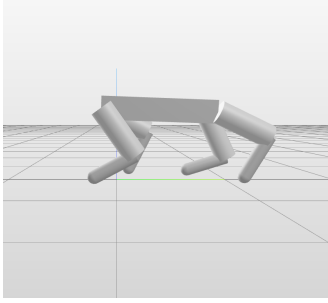


Fig. 10: Quadruped robot

the parameter space, across the joints, we implement shared amplitudes A_0, A_1 and frequencies F_0, F_1 and phases P_0, P_1 for the different hip and knee joints. An additional parameter δ adds a phase between each pair of opposing legs.

$$\begin{aligned} q_{\{FR, RL\} \text{ HFE}} &= q_{\text{ref,hip}} + A_0 \sin(2\pi F_0 t + P_0) \\ q_{\{FR, RL\} \text{ KFE}} &= q_{\text{ref,knee}} + A_1 \sin(2\pi F_1 t + P_1) \end{aligned} \quad (11)$$

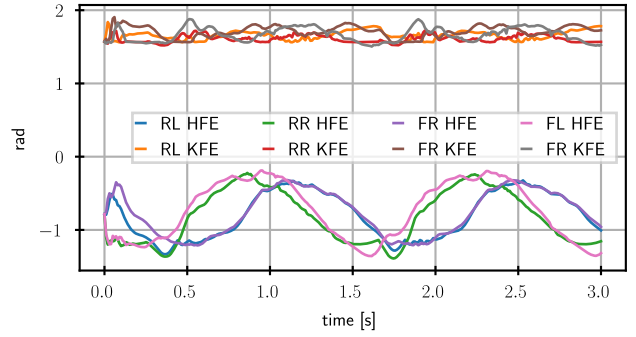
$$\begin{aligned} q_{\{FL, RR\} \text{ HFE}} &= q_{\text{ref,hip}} + A_0 \sin(2\pi F_0 t + P_0 + \delta) \\ q_{\{FL, RR\} \text{ KFE}} &= q_{\text{ref,knee}} + A_1 \sin(2\pi F_1 t + P_1 + \delta) \end{aligned}$$

$$\mathbf{u}(t) = k_p(\mathbf{q}_{\text{ref}}(t) - \mathbf{q}) + k_d(\dot{\mathbf{q}}_{\text{ref}}(t) - \dot{\mathbf{q}}) \quad (12)$$

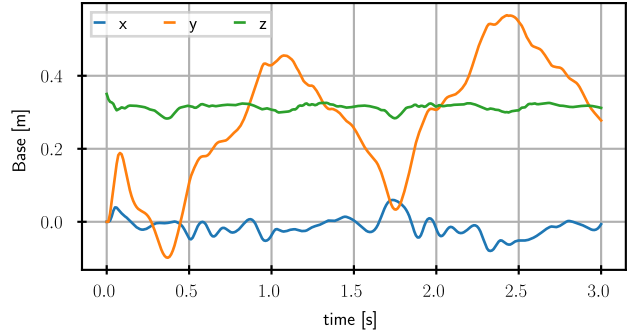
The simple policy we obtain (12) is parametrized by a total of 9 parameters, including the PD gains to track the position and velocity reference. We optimize with JAX and Adam the different parameters in the policy to produce forward motion. We simulate for a total time of $10s$ with a $\Delta t = 0.01s$. In this case, the cost function was left very simple in order to maintain the interpretability of the result. Other than the robustness metric, in the loss function some conditions on the forward velocity to be close to $0.4m/s$ on the y direction and the height of the base to stay around a reference value of $0.3m$ as a regularization. The optimized policy results in the crawling trajectories for the joint and the base shown in Fig. 11. Thanks to the differentiable MJX framework, we are able to obtain gradients through the environment and this results in a rich contact interaction that exploits different contact modes to produce the motion. We compare the the results with the baseline policy and we observe that the value of the optimized policy for robustness is $\mathcal{L}_\lambda = -0.61$ while the baseline was $\mathcal{L}_\lambda = -0.56$. Both values are negative, indicating the stability of the trajectories around the limit cycle. This result constitutes, to the best of the author's knowledge, the first attempt to use the Lyapunov exponents theory for a analyzing a non-linear system of this complexity.

V. CONCLUSIONS AND FUTURE WORK

In this analysis, we explore the quantification of robustness in the context of system optimization, analysis and design. We propose a differentiable metric, which takes into account the non-linear and chaotic behavior of system with contact. The key feature of our method is to consider the concept of Lyapunov exponents, and minimize its estimated value with a long time horizon leveraging differentiable simulation. Using the Lyapunov exponents as a metric, has the advantage



(a) Actuated joints position



(b) Base position

Fig. 11: Periodic trajectory obtained in simulation with the quadruped robot under the optimized policy.

to be invariant if a system tends to a specific attractor. Hence estimations of this metric can be obtained both for stable equilibria and limit cycles. We test this metric to be a good measure of the robustness property for several systems, including problems with high degrees of freedom and contact. These examples showcase different scenarios, with different aims and complexity. The positive outcomes from these diverse cases suggest that our approach holds significant promise for enhancing system robustness. Moreover, we believe that the potential applications of this methodology extend far beyond this initial investigations. For instance, this method could be systematically used to inform and optimize the design process itself, potentially leading to inherently more robust systems from the outset. With a more based and quantifiable measure of robustness, our method opens up new avenues for creating more resilient systems in the face of uncertainties and perturbations. One of the main challenges in our framework's applicability is related to the numerical approximation of the approach. We need to obtain long trajectories in simulation, but this may lead to poor quality in the gradients obtained for loco-manipulation problems [35]. Moreover, the relaxations on which differentiable simulators rely on, may also introduce artifacts. Such complications need to be considered carefully and so in future work and the use of sampling or proxies for loss functions could be investigated as a possible mitigation. Finally, in this work, for interpretability's sake, only simple policies have been tested

out. In future real applications, to increase the complexity of interaction, we aim to replace them with neural networks as differentiable function approximations, possibly generating richer motions.

REFERENCES

- [1] Vincent C. Müller and Matej Hoffmann. “What Is Morphological Computation? On How the Body Contributes to Cognition and Control”. In: *Artificial Life* 23.1 (Feb. 2017), pp. 1–24.
- [2] G. Fadini et al. “Computational design of energy-efficient legged robots: Optimizing for size and actuators”. In: *2021 IEEE International Conference on Robotics and Automation (ICRA)*. 2021 IEEE International Conference on Robotics and Automation (ICRA). IEEE.
- [3] G. Fadini et al. “Co-designing versatile quadruped robots for dynamic and energy-efficient motions”. working paper or preprint. July 2023.
- [4] Sehoon Ha et al. “Computational co-optimization of design parameters and motion trajectories for robotic systems”. In: *The International Journal of Robotics Research* 37.13 (Dec. 2018), pp. 1521–1536. ISSN: 0278-3649, 1741-3176.
- [5] Moritz Geilinger et al. “Skaterbots: optimization-based design and motion synthesis for robotic creatures with legs and wheels”. In: *ACM Transactions on Graphics* 37.4 (Aug. 10, 2018), pp. 1–12.
- [6] Gabriel Bravo-Palacios et al. “Robust Co-Design: Coupling Morphology and Feedback Design Through Stochastic Programming”. In: *Journal of Dynamic Systems, Measurement, and Control* (Feb. 1, 2022).
- [7] Gabriel Bravo-Palacios and Patrick M. Wensing. “Large-Scale ADMM-based Co-Design of Legged Robots”. In: *IEEE/RSJ Int. Conf. on Intelligent Robots and Systems*. 2022.
- [8] G. Fadini et al. “Simulation aided co-design for robust robot optimization”. In: *IEEE Robotics and Automation Letters* 7.4 (Oct. 2022).
- [9] Lasse Jennings Maywald et al. “Co-optimization of Acrobot Design and Controller for Increased Certifiable Stability”. In: *IEEE Int. Conf. on Intelligent Robots and Systems*. 2022.
- [10] F. Gírlanda et al. “Robust Co-Design of Canonical Underactuated Systems for Increased Certifiable Stability”. In: *IEEE ICRA*. 2024.
- [11] Paolo Robuffo Giordano, Quentin Delamare, and Antonio Franchi. “Trajectory Generation for Minimum Closed-Loop State Sensitivity”. In: *IEEE Int. Conf. on Robotics & Automation*. Brisbane, Australia, 2018.
- [12] Moritz Geilinger et al. *ADD: Analytically Differentiable Dynamics for Multi-Body Systems with Frictional Contact*. July 2, 2020. arXiv: 2007.00987 [cs].
- [13] H. J. Terry Suh et al. *Do Differentiable Simulators Give Better Policy Gradients?* Aug. 22, 2022. arXiv: 2202.00817 [cs]. URL: <http://arxiv.org/abs/2202.00817>.
- [14] Markus Kunze. “Lyapunov exponents for non-smooth dynamical systems”. In: *Non-Smooth Dynamical Systems*. Ed. by Markus Kunze. Berlin, Heidelberg: Springer Berlin Heidelberg, 2000, pp. 63–140.
- [15] Luís Barreira. *Lyapunov Exponents*. Cham: Springer International Publishing, 2017. DOI: 10.1007/978-3-319-71261-1.
- [16] Xizhe Zang et al. “Applications of Chaotic Dynamics in Robotics”. In: *International Journal of Advanced Robotic Systems* 13.2 (Mar. 1, 2016), p. 60. DOI: 10.5772/62796.
- [17] C. Yang and Q. Wu. “On stabilization of bipedal robots during disturbed standing using the concept of Lyapunov exponents”. In: *2006 American Control Conference*. 2006 American Control Conference. Minneapolis, MN, USA: IEEE, 2006, 6 pp.
- [18] Liu Yunping et al. “Stability Analysis of Bipedal Robots Using the Concept of Lyapunov Exponents”. In: *Mathematical Problems in Engineering* 2013 (2013), pp. 1–4.
- [19] L. Arnold and V. Wishtutz. *Lyapunov Exponents*. Vol. 1186. Lecture Notes in Math. Bremen, 1984. Springer, 1986.
- [20] J.-P. Eckmann and D. Ruelle. “Ergodic theory of chaos and strange attractors”. In: *Rev. Mod. Phys.* 57 (1985), p. 617.
- [21] F. Ginelli et al. “Characterizing dynamics with covariant Lyapunov vectors”. In: *Phys. Rev. Lett.* 99 (2007), p. 130601.
- [22] P. Grassberger and I. Procaccia. “Characterization of strange attractors”. In: *Phys. Rev. Lett.* 50 (1983), p. 346.
- [23] Amie Wilkinson. “What are Lyapunov exponents, and why are they interesting?” In: *Bulletin of the American Mathematical Society* 54.1 (Sept. 6, 2016), pp. 79–105.
- [24] George Datsis and Ulrich Parlitz. *Nonlinear Dynamics: A Concise Introduction Interlaced with Code*. Undergraduate Lecture Notes in Physics. Cham: Springer International Publishing, 2022.
- [25] V. I. Oseledecs. “A multiplicative ergodic theorem. Lyapunov characteristic numbers for dynamical systems”. In: *Transactions of the Moscow Mathematical Society* 19 (1968). Translated from Russian, pp. 197–231.
- [26] George Datsis. “DynamicalSystems.jl: A Julia software library for chaos and nonlinear dynamics”. In: *Journal of Open Source Software* 3.23 (Mar. 2018), p. 598. DOI: 10.21105/joss.00598.
- [27] Shi-Xin Zhang et al. “Automatic Differentiation for Complex Valued SVD”. In: *arXiv: Numerical Analysis* (2019). arXiv: 1909.02659 [math.NA].
- [28] B. van der Pol. “A theory of the amplitude of free and forced triode vibrations”. In: *Radio Review* 1 (1920), pp. 701–710, 754–762.
- [29] Robert Phillips. “Liouville’s theorem”. In: *Pacific Journal of Mathematics* 28.2 (1969). Discusses Liouville’s theorem in the context of conformal mappings, pp. 397–405.
- [30] Emanuel Todorov, Tom Erez, and Yuval Tassa. “Mujoco: A physics engine for model-based control”. In: *2012 IEEE/RSJ International Conference on Intelligent Robots and Systems*. IEEE. 2012, pp. 5026–5033.
- [31] James Bradbury et al. *JAX: composable transformations of Python+NumPy programs*. <https://github.com/google/jax>. Version 0.3.13. 2018.
- [32] Neville Hogan. “Impedance Control: An Approach to Manipulation: Part I—Theory”. In: *Journal of Dynamic Systems, Measurement, and Control* 107.1 (Mar. 1, 1985), pp. 1–7.
- [33] Diederik P. Kingma and Jimmy Ba. “Adam: A Method for Stochastic Optimization”. In: *CoRR* abs/1412.6980 (2014).
- [34] DeepMind et al. *The DeepMind JAX Ecosystem*. 2020.
- [35] Rika Antonova et al. *Rethinking Optimization with Differentiable Simulation from a Global Perspective*. June 28, 2022. arXiv: 2207.00167 [cs, stat].