

# Memory-Based Control with Event-Triggered Protocol for interval type-2 fuzzy network system under fading channel

Sen Kong, Meng Wang

**Abstract**—To address the challenges in networked environments and control problems associated with complex nonlinear uncertain systems, this paper investigates the design of a membership-function-dependent (MFD) memory output-feedback (MOF) controller for interval type-2 (IT2) fuzzy systems under fading channels, leveraging a memory dynamic event-triggering mechanism (MDETm). To conserve communication resources, MDETm reduces the frequency of data transmission. For mitigating design conservatism, a MOF controller is employed. A stochastic process models the fading channel, accounting for phenomena such as reflection, refraction, and diffraction that occur during data packet transmission through networks. An actuator failure model addresses potential faults and inaccuracies in practical applications. Considering the impacts of channel fading and actuator failures, the non-parallel distributed compensation (non-PDC) strategy enhances the robustness and anti-interference capability of the MDETm MOF controller. By fully exploiting membership function information, novel MFD control design results ensure mean-square exponential stability and  $\mathcal{H}_\infty$  performance  $\gamma$  for the closed-loop system. Simulation studies validate the effectiveness of the proposed approach.

**Index Terms**—Interval type-2 fuzzy systems, Memory dynamic event-triggering mechanism, Membership-function-dependent control, Fading channel, Memory output-feedback control

## I. INTRODUCTION

It has been well recognized that almost all industrial processes and physical plants are nonlinear in practice, and the control strategy based on fuzzy model is one of the most effective control methods for complex nonlinear systems [1], [2]. In particular, the famous method based on the Takagi-Sugeno (T-S) fuzzy model has been widely studied due to its powerful nonlinear function approximation ability [3], [7].

However, in [8], it was found that a type-1 T-S fuzzy model with crisp membership functions fails to capture the parameter uncertainty in nonlinear plants, and IT2 T-S fuzzy models can represent general uncertain nonlinear systems because of the not crisp membership functions. In recent years, the interest in stability and synthesis techniques of IT2 T-S fuzzy models has increased rapidly[9]–[11]. For instance, the authors of [9] obtained the stability analysis LMIs conditions for the IT2 T-S fuzzy systems, the authors of [10] deals with the problems of stochastic asymptotic stability analysis in the Ito stochastic-delayed IT2 fuzzy systems by using line integral type Lyapunov-Krasovskii functional, and the authors of [11] achieved the membership-function-dependent non-parallel distributed compensation controller design method.

Generally speaking, it can be understood that the T-S fuzzy control system divides the closed-loop control system into

two parts, linear (linear control subsystems) and nonlinear (membership functions). That makes stability analysis become easy by mainly studying linear parts through all permutations of membership functions. However, the information about the membership functions is not considered in the stability analysis, which explains the source of conservatism. Sometimes, the analysis strategy of the original nonlinear model may provide better solutions than that of the equivalent T-S fuzzy one [12]. This observation provides a method by introducing information of membership functions into stability conditions to relaxing stability conditions, and motivating the MFD stability analysis. As mentioned above, the membership function information plays an important role in the relaxation of stability analysis and controller synthesis results, including the literature [12]–[14]. The author in [13] summarized that the MFD stability analysis approaches can introduce the global boundary information, the local boundary information, or the approximate membership function into the stability analysis. In [14], the new relaxation stability condition was derived by using the information of the uncertain membership function, with the known minimum and maximum rank of membership. By incorporating the membership function shape information in the form of polynomial constraints, a series of relaxed linear matrix inequalities (LMIs) conditions were given in [12].

In the direction of reducing design conservatism, a recent approach called memory control has attracted much attention of scholars, with some types of memory control methods have developed in [15] - [18]. Compared to the traditional memoryless control methods, the memory control methods have obvious advantages, including lower conservatism and better control performance. Mention that, the authors of [15], [16] and [17] utilized the historical states of the system to propose periodic time-varying memory state feedback and static output feedback controller design methods, which regard memoryless state feedback controller and static output feedback controller as special cases of memory controller, respectively. In [18], the authors developed the so-called exact-memory control approach in delay systems.

On the other hand, in the past two decades, network control system (NCS) has been a hot research field, a lot of outstanding research works have been published, and the relevant research results of NCSs have been widely applied to practical systems, including unmanned robot cluster systems, mobile communication, smart grid, and industrial automation. In practical NCSs, there is a critical problem to solve is reducing the burden of communication. In [19]–[23], to reduce

the redundant signals transmitted in the limited network bandwidth, event-triggering mechanisms (ETMs) were proposed that can minimize the transmission of redundant signals in the control loop while guaranteeing the system performance. In fact, this mechanism is very important, especially when the batteries have limited energy supply, and too much redundant transmission will deplete the batteries. Compared to the traditional time-triggered mechanism, the ETMs can not only further reduce the packet transmission, and reduce the controller's computational burden but also affect the system performance to a minimum extent. A large number of results related to ETMs can be found in the literature, for example, [19]–[23]. The ETM in the literature [19] - [21] can be considered as a static event-triggering mechanism (STEM) because the trigger threshold is a fixed constant. The ETM in the literature [22] - [23] can be categorized as a dynamic event-triggering mechanism (DETM) because it introduces a state-dependent dynamic auxiliary variable as a trigger threshold, and since the threshold can be adaptively adjusted, the total number of triggered time could be further reduced.

It is worth noting that the ETMs in the above literature all use the latest trigger moment system states and the current ones to determine whether the trigger condition is satisfied. Nevertheless, applying the system states at specified instants may cause some unexpected triggering events. It must be pointed out that the results and applications of memory event-triggering mechanisms (METM) using historical system states are rarely discussed. As paper [24,25] are shown that considering the historical triggered data may enable the trigger mechanism to transmit more data near the concave or convex point of the response curve to shorten the system fluctuating time. In addition, using the historical state information of the system is beneficial to determine whether some special moments should be triggered.

It is also worth noting that when data packets are transmitted through the network, various phenomena would inevitably occur, such as reflection, refraction, diffraction, etc., which will lead to the channel fading. Researchers in related fields usually model channel fading as a stochastic process that affects the phase and amplitude of the transmitted data. So far, some relevant results have been reported, for example, [26] solves the control problems under channel fading, and [27] solves the filtering problems. However, to the authors' knowledge, there are only few results in the existing open literature about using METMs to design a MOF controller in networks with channel fading. All of the above statements motivate our current work.

In this paper, a MOF control problem based on a MDETMOF is studied for a class of IT2 fuzzy systems with fading channels. The controller effectively utilizes past and current data information in order to achieve lower conservation and better control performance. The ETM considers historical system state, while introducing a dynamic auxiliary variable, hoping to further save the limited communication bandwidth. Meanwhile, the possible channel fading phenomenon is considered in the controller design process. Moreover, to reduce the design conservationby, a novel MFD controller design method was proposed in the article. The main technical contributions

can be highlighted as follows.

(1) A MDETMOF control method is given to co-design the controller gain and the event-trigger parameters, while reducing both the controller conservation and the number of event triggered;

(2) Considering the effects of channel fading and actuator failure, adopting the nonparallel compensation strategy, and utilizing a novel MFD method, the controller design conditions are synthesized with lower resistance and stronger anti-interference;

(3) With the proposed controllers, the mean-square exponential stability and  $\mathcal{H}_\infty$  performance have been guaranteed.

**Notations.**  $\mathbb{R}^n$  denotes  $n$ -dimensional Euclidean space. For a matrix  $Q$ ,  $Q^T$  denotes its transpose.  $Sym\{Q\}$  denotes  $Q + Q^T$ .  $Q > 0$  ( $Q \geq 0$ ) or  $Q < 0$  ( $Q \leq 0$ ) denote  $Q$  is a positive (semi-positive) definite or negative (semi-negative) definite matrix, respectively.  $diag\{Q_1, Q_2, \dots, Q_n\}$  denotes the block-diagonal matrix with the block-diagonal elements  $Q_1, Q_2, \dots, Q_n$ . In a symmetric matrix,  $\star$  denotes the terms that can be induced by symmetry.  $\|Q\|$  denotes the spectral norm of  $Q$ .  $\mathbb{E}\{Q\}$  denotes the mathematical expectation of  $Q$ .  $\lambda(Q)$  denotes the spectral radius of the matrix  $Q$ .

## II. MODEL DESCRIPTION AND PROBLEM FORMULATION

### A. Discrete-Time IT2 T-S Fuzzy Systems:

Consider a type of discrete-time IT2 T-S fuzzy systems, which is described by the following IF-THEN rules

$$\begin{aligned} \text{Plant Rule } \mathcal{P}^i: & \text{ IF } \chi_1(x(t)) \text{ is } M_1^i \text{ and } \chi_2(x(t)) \text{ is } M_2^i \\ & \text{ and } \dots \text{ and } \chi_\omega(x(t)) \text{ is } M_\omega^i, \text{ THEN} \\ & \begin{cases} x(t+1) = A_i x(t) + B_{u_i} u(t) + B_{d_i} d(t) \\ y(t) = C_{y_i} x(t) \\ z(t) = C_{z_i} x(t), \quad i \in \mathcal{I} = \{1, 2, \dots, p\} \end{cases} \end{aligned} \quad (1)$$

where  $\mathcal{P}^i$  symbolizes the  $i$ -th fuzzy inference rule, and  $p$  denotes the number of IF-THEN rules;  $\chi(x(t)) = [\chi_1(x(t)), \chi_2(x(t)), \dots, \chi_\omega(x(t))]$  are measurable premise variables of the system;  $M_\psi^i$  ( $\psi = 1, 2, \dots, \omega$ ) are type-2 fuzzy sets;  $x(t) \in \mathbb{R}^{n_x}$ ,  $u(t) \in \mathbb{R}^{n_u}$ ,  $y(t) \in \mathbb{R}^{n_y}$ ,  $z(t) \in \mathbb{R}^{n_z}$ , and  $d(t) \in \mathbb{R}^{n_d}$  represent the system state, the control input, the measured output, the regulated output, and the external disturbance, respectively;  $A_i$ ,  $B_{u_i}$ ,  $B_{d_i}$ ,  $C_{y_i}$ , and  $C_{z_i}$  are known real constant matrices, which are used to represent the  $i$ -th local model;  $p$  is the number of inference rules.

The weight of the  $i$ -th rule is belonging to the interval sets:

$$\mathcal{M}_i = [ \underline{m}_i(x(t)) \quad \bar{m}_i(x(t)) ], \quad i \in \mathcal{I} \quad (2)$$

with

$$\begin{aligned} \underline{m}_i(x(t)) &= \prod_{\psi=1}^{\omega} \underline{\Sigma}_{M_\psi^i}(\chi(x(t))) \geq 0, \\ \bar{m}_i(x(t)) &= \prod_{\psi=1}^{\omega} \bar{\Sigma}_{M_\psi^i}(\chi(x(t))) \geq 0, \\ \bar{\Sigma}_{M_\psi^i}(\chi(x(t))) &\geq \underline{\Sigma}_{M_\psi^i}(\chi(x(t))) \geq 0, \\ \bar{m}_i(x(t)) &\geq \underline{m}_i(x(t)) \geq 0 \end{aligned} \quad (3)$$

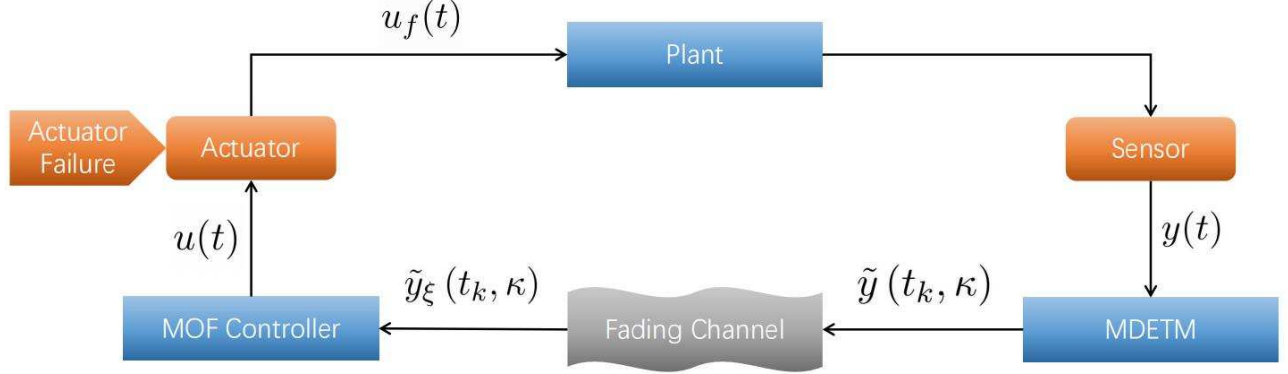


Fig. 1: Network structure under MDETm, fading channel, MOF controller, and actuator failure with  $\tilde{y}(t_k, \kappa) = [y(t_k) \cdots y(t_k - h + 1) \cdots y(t_k - \kappa + 1)]$ ,  $\tilde{y}_\xi(t_k, \kappa) = [y_\xi(t_k) \cdots y_\xi(t_k - h + 1) \cdots y_\xi(t_k - \kappa + 1)]$

where  $\underline{m}_i(x(t))$  and  $\bar{m}_i(x(t))$  are the lower and upper membership functions, respectively;  $\underline{\varsigma}_{M_\psi^i}(\chi_\psi(x(t)))$  and  $\bar{\varsigma}_{M_\psi^i}(\chi_\psi(x(t)))$  being the lower and upper grades of the membership of  $\chi_\psi(x(t))$  in  $M_\psi^i$ , respectively.

Let  $m_i(x(t))$  represent the normalized membership function satisfying

$$m_i(x(t)) = \frac{\underline{\varphi}_i(x(t))\underline{m}_i(x(t)) + \bar{\varphi}_i(x(t))\bar{m}_i(x(t))}{\sum_{k \in \mathcal{I}} (\underline{\varphi}_k(x(t))\underline{m}_k(x(t)) + \bar{\varphi}_k(x(t))\bar{m}_k(x(t)))}, \quad (4)$$

$$m_i(x(t)) \geq 0, \quad \sum_{i \in \mathcal{I}} m_i(x(t)) = 1$$

with  $\underline{\varphi}_i(x(t))$ ,  $\bar{\varphi}_i(x(t))$  are satisfying

$$0 \leq \underline{\varphi}_i(x(t)), \bar{\varphi}_i(x(t)) \leq 1, \quad (5)$$

$$\underline{\varphi}_i(x(t)) + \bar{\varphi}_i(x(t)) = 1.$$

It is worth mentioning that the nonlinear functions  $\underline{\varphi}_i(x(t))$  and  $\bar{\varphi}_i(x(t))$  describe the parameter uncertainties, and they are unessential to be known.

The global fuzzy model can be inferred as follows:

$$\begin{cases} x(t+1) = \sum_{i \in \mathcal{I}} m_i(x(t)) (A_i x(t) + B_{u_i} u(t) + B_{d_i} d(t)) \\ y(t) = \sum_{i \in \mathcal{I}} m_i(x(t)) C_{y_i} x(t) \\ z(t) = \sum_{i \in \mathcal{I}} m_i(x(t)) C_{z_i} x(t) \end{cases}. \quad (6)$$

### B. MDETm Subject to Fading Channel:

To relieve the communication burden, a pretty straightforward idea is reducing the number of triggering event of data releasing. Therefore, a MDETm, as depicted in Fig. 1, is used to estimate whether the data of output  $y(t)$  should be released.

Before introducing the MDETm, the discrete DETm proposed in [ZhangZhina] is reviewed in advance. Determine the triggered time sequence as  $\{t_k, k = 0, 1, 2, \dots\}$ . Denote the difference between the current output  $y(t)$  and the latest released output  $y(t_k)$  as  $\varepsilon(t) = y(t) - y(t_k)$ . The next triggered time can be decided by the following DETm condition:

$$t_{k+1} = \min \left\{ t | t > t_k, \frac{1}{\nu} \varpi(t) + \rho y^T(t) y(t) - \varepsilon^T(t) \varepsilon(t) \leq 0 \right\} \quad (7)$$

with the auxiliary variable  $\varpi(t)$  computing by

$$\varpi(t+1) = \mu \varpi(t) + \rho y^T(t) y(t) - \varepsilon^T(t) \varepsilon(t) \quad (8)$$

where  $\rho$ ,  $\nu$ , and  $\mu$  are given threshold parameters satisfying  $0 < \rho < 1$ ,  $\nu > 0$ , and  $0 < \mu < 1$ ; the initial value of  $\varpi(t)$  should satisfy  $\varpi(0) \geq 0$ .

**Lemma 1.** [53] If the scalars  $\nu$  and  $\mu$  in (7) and (8) satisfy

$$\nu \mu \geq 1, \quad (9)$$

it can be guaranteed that  $\varpi(t) \geq 0, \forall t$ .

Different from the above DETm, the information of some recent system states are utilized in the proposed MDETm, which could be shown as following:

$$t_{k+1} = \min \left\{ t | t > t_k, \frac{1}{\nu} \varpi(t) + \rho y^T(t) \Omega y(t) - \hat{\varepsilon}^T(t) \Omega \hat{\varepsilon}(t) \leq 0 \right\}, \quad (10)$$

$$\varpi(t+1) = \mu \varpi(t) + \rho y^T(t) \Omega y(t) - \hat{\varepsilon}^T(t) \Omega \hat{\varepsilon}(t) \quad (11)$$

with

$$\begin{cases} \hat{\varepsilon}(t) = \tilde{\varrho} \tilde{\varepsilon}(t), \\ \tilde{\varrho} = [ \varrho_\kappa I_{n_x} \quad \cdots \quad \varrho_h I_{n_x} \quad \cdots \quad \varrho_1 I_{n_x} ], \\ \tilde{\varepsilon}(t) = [ \varepsilon^T(t - \kappa + 1) \quad \cdots \quad \varepsilon^T(t - h + 1) \\ \quad \cdots \quad \varepsilon^T(t) ]^T \end{cases} \quad (12)$$

where  $h$  is the serial number of historical data;  $\kappa$  is the total number of historical data to be decided by the users;  $\Omega$  is

a positive definite matrix;  $\varrho_h$  is the triggered weight of each historical data and  $\sum_{h=1}^{\kappa} \varrho_h = 1$ .

**Remark 1.** In this paper,  $h$  is the serial number of historical data, if  $h = 1$ , the MDETMM will reduce to the normal memoryless DETM. Further more, make  $x(t) = x(0)$  if  $t < \kappa$ . In this paper,  $\varrho_h$  denotes the triggered weights of historical states in the event condition. It is widely regarded the new information is more important than other old ones. Therefore,  $\varrho_1$  should be set larger than the others and  $\varrho_h \geq \varrho_{h+1}$  for  $h = 1, \dots, \kappa$ .

On the other hand, throughout all this paper, it is assumed that the state data of control plant (1) is transmitted to proposed controller over the network as a stream of packets, where the network-induced fading phenomenon might happen. On account of fading channel, the common phenomenon in unreliable communication network, the actual measured output can be described by [48]

$$y_{\xi}(t_k - h + 1) = \xi(t_k) y(t_k - h + 1), \forall h = 1, \dots, \kappa \quad (13)$$

with the stochastic process  $\xi(t_k)$  with mathematical expectation  $\bar{\xi}$  and variance  $\xi^*$ . During the interval  $[t_k, t_k + 1)$ , at the controller side, only  $y_{\xi}(t_k), \dots, y_{\xi}(t_k - h + 1), \dots, y_{\xi}(t_k - \kappa + 1)$  can be utilized under such fading channel model.

### C. MOF IT2 T-S fuzzy Controller Design:

According to the above discussions, a type of propose  $h$ -order MOF controller can be described by

**Controller Rule  $\mathcal{C}^j$ :** IF  $v_1(y_{\xi}(t))$  is  $N_1^j$  and  $v_2(y_{\xi}(t))$  is  $N_2^j$  and  $\dots$  and  $v_{\phi}(y_{\xi}(t))$  is  $N_{\phi}^j$ , THEN

$$u(t) = \sum_{h=1}^{\kappa} K_j^{(h)} y_{\xi}(t - h + 1) \quad (14)$$

where  $\mathcal{C}^j$  denotes the  $j$ -th controller rule with  $j \in \mathcal{J} = \{1, 2, \dots, q\}$ , and  $q$  symbolizes the number of IF-THEN rules;  $v(y_{\xi}(t)) = [v_1(y_{\xi}(t)), v_2(y_{\xi}(t)), \dots, v_{\phi}(y_{\xi}(t))]$  are premise variables of the controller;  $N_{\tau}^j(\tau = 1, 2, \dots, \phi)$  are type-2 fuzzy sets;  $K_j^{(h)}$  is the  $h$ -th local sub-controller gain of the  $j$ -th fuzzy rule.

The firing strength of the  $j$ -th rule is of the following interval sets:

$$\mathcal{N}_j = [ \underline{n}_j(y_{\xi}(t)) \quad \bar{n}_j(y_{\xi}(t)) ], j \in \mathcal{J} \quad (15)$$

where

$$\begin{aligned} \underline{n}_j(y_{\xi}(t)) &= \prod_{\tau=1}^{\phi} \underline{\sigma}_{N_{\tau}^j(v(y_{\xi}(t)))} \geq 0, \\ \bar{n}_j(y_{\xi}(t)) &= \prod_{\tau=1}^{\phi} \bar{\sigma}_{N_{\tau}^j(v(y_{\xi}(t)))} \geq 0, \\ \bar{\sigma}_{N_{\tau}^j(v(y_{\xi}(t)))} &\geq \underline{\sigma}_{N_{\tau}^j(v(y_{\xi}(t)))} \geq 0, \\ \bar{n}_j(y_{\xi}(t)) &\geq \underline{n}_j(y_{\xi}(t)) \geq 0 \end{aligned} \quad (16)$$

with  $\underline{n}_j(y_{\xi}(t))$  and  $\bar{n}_j(y_{\xi}(t))$  being lower and upper membership functions, respectively;  $\underline{\sigma}_{N_{\tau}^j(v(y_{\xi}(t)))}$  and  $\bar{\sigma}_{N_{\tau}^j(v(y_{\xi}(t)))}$  being the lower and upper grades of the membership of

$v_{\tau}(y_{\xi}(t))$  in  $N_{\tau}^j$ , respectively. Let  $n_j(y_{\xi}(t))$  represent the normalized membership function satisfying

$$\begin{aligned} n_j(y_{\xi}(t)) &= \frac{\underline{L}_j(y_{\xi}(t)) \underline{n}_j(y_{\xi}(t)) + \bar{L}_j(y_{\xi}(t)) \bar{n}_j(y_{\xi}(t))}{\sum_{k \in \mathcal{J}} (\underline{L}_k(y_{\xi}(t)) \underline{n}_k(y_{\xi}(t)) + \bar{L}_k(y_{\xi}(t)) \bar{n}_k(y_{\xi}(t)))}, \quad (17) \\ n_j(y_{\xi}(t)) &\geq 0, \quad \sum_{j \in \mathcal{J}} n_j(y_{\xi}(t)) = 1 \end{aligned}$$

with the nonlinear functions  $\underline{L}_j(y_{\xi}(t))$ ,  $\bar{L}_j(y_{\xi}(t))$  satisfying

$$\begin{aligned} 0 &\leq \underline{L}_j(y_{\xi}(t)), \bar{L}_j(y_{\xi}(t)) \leq 1, \\ \underline{L}_j(y_{\xi}(t)) + \bar{L}_j(y_{\xi}(t)) &= 1. \end{aligned} \quad (18)$$

The global fuzzy controller can be inferred as follows:

$$u(t) = \sum_{h=1}^{\kappa} \sum_{j \in \mathcal{J}} n_j(y_{\xi}(t)) K_j^{(h)} y_{\xi}(t - h + 1). \quad (19)$$

### D. Actuator Failure Model:

In practical applications, due to some internal or external reasons, the actuator may suffer some faults and work inexactly. Therefore, the actuator failure model [52] is considered in this paper, and the specific model can be shown as follows

$$u_f(t) = \alpha_f u(t) \quad (20)$$

where  $\alpha_f \in [0, 1]$  denotes the failure parameter, which is a constant scalar. Note that the relation between  $\alpha_f$  and actuator failure can be expressed as follows

$$\begin{cases} \alpha_f = 0, & \text{if the actuator is completely faulty;} \\ \alpha_f \in (0, 1), & \text{if the actuator has partial failure;} \\ \alpha_f = 1, & \text{if the actuator can work normally.} \end{cases}$$

### E. Closed-loop System:

Then, combine (6), (10), (13), (19) with (20) to obtain the closed-loop system, which can be formulated by

$$\begin{cases} \tilde{x}(t+1) = \tilde{A}(m, n, m, t_k) \tilde{x}(t) - \tilde{B}_{\varepsilon}(m, n, m, t_k) \\ \quad \times \tilde{\varepsilon}(t) + \tilde{B}_d(m) d(t) \\ z(t) = \tilde{C}_z(m) \tilde{x}(t) \end{cases} \quad (21)$$

with

$$\begin{cases} \tilde{x}(t) = [x^T(t - \kappa + 1) \quad \dots \quad x^T(t - h + 1) \quad \dots \\ \quad x^T(t - 1) \quad x^T(t)]^T, \\ \tilde{A}(m, n, m, t_k) = \begin{bmatrix} 0_{(\kappa-1)n_x, n_x} & I_{(\kappa-1)n_x} \\ \Lambda_A(m, n, m, t_k) \end{bmatrix}, \\ \tilde{B}_{\varepsilon}(m, n, m, t_k) = \begin{bmatrix} 0_{\kappa n_x, n_x} \\ \Lambda_B(m, n, m, t_k) \end{bmatrix}, \\ \tilde{B}_d(m) = \sum_{i \in \mathcal{J}} m_i(x(t)) \tilde{\mathbf{B}}_{di}, \\ \tilde{C}_z(m) = \sum_{i \in \mathcal{J}} m_i(x(t)) \tilde{\mathbf{C}}_{zi}, \end{cases}$$

$$\left. \begin{aligned}
& \Lambda_A(m, n, m, t_k) \\
& = \begin{bmatrix} \left( \xi(t_k) \Gamma_A^{(\kappa)}(m, n, m) \right)^T \\ \vdots \\ \left( \xi(t_k) \Gamma_A^{(h)}(m, n, m) \right)^T \\ \vdots \\ \left( \xi(t_k) \Gamma_A^{(2)}(m, n, m) \right)^T \\ \left( \mathbf{A}(m) + \xi(t_k) \Gamma_A^{(1)}(m, n, m) \right)^T \end{bmatrix}^T, \\
& \Lambda_B(m, n, m, t_k) \\
& = \begin{bmatrix} \left( \xi(t_k) \Gamma_B^{(\kappa)}(m, n, m) \right)^T \\ \vdots \\ \left( \xi(t_k) \Gamma_B^{(h)}(m, n, m) \right)^T \\ \vdots \\ \left( \xi(t_k) \Gamma_B^{(2)}(m, n, m) \right)^T \\ \left( \xi(t_k) \Gamma_B^{(1)}(m, n, m) \right)^T \end{bmatrix}^T, \\
& \Gamma_A^{(h)}(m, n, m) = \sum_{i \in \mathcal{I}} \sum_{j \in \mathcal{J}} \sum_{k \in \mathcal{K}} m_i(x(t)) n_j(y_\xi(t)) \\
& \quad \times m_k(x(t)) \alpha_f B_{ui} K_j^{(h)} C_{y_k}, \\
& \Gamma_B^{(h)}(m, n, m) = \sum_{i \in \mathcal{I}} \sum_{j \in \mathcal{J}} \sum_{k \in \mathcal{K}} m_i(x(t)) n_j(y_\xi(t)) \\
& \quad \times m_k(x(t)) \alpha_f B_{ui} K_j^{(h)}, \\
& \tilde{\mathbf{B}}_{aijk} = \begin{bmatrix} 0_{(\kappa-1)n_x, n_d} \\ B_{di} \end{bmatrix}, \\
& \tilde{\mathbf{C}}_{zi} = \begin{bmatrix} 0_{n_z, (\kappa-1)n_x} & C_{zi} \end{bmatrix}, \\
& \mathbf{A}(m) = \sum_{i \in \mathcal{I}} m_i(x(t)) A_i.
\end{aligned} \right\} \quad (22)$$

Later in this article, rewrite  $\tilde{\mathbf{A}}(m, n, m, t_k)$ ,  $\tilde{\mathbf{B}}_\varepsilon(m, n, m, t_k)$ ,  $\tilde{\mathbf{B}}_d(m)$ ,  $\tilde{\mathbf{C}}_z(m)$ , and  $\Gamma^{(h)}(m, n, m)$  as  $\tilde{\mathbf{A}}$ ,  $\tilde{\mathbf{B}}_\varepsilon$ ,  $\tilde{\mathbf{B}}_d$ ,  $\tilde{\mathbf{C}}_z$ , and  $\Gamma^{(h)}$  for short.

**Definition 1.** For a given disturbance attenuation level  $\gamma > 0$ , and a scalar  $\hbar \in (0, 1)$  with any  $c > 0$ , the closed-loop system (21) is mean-square exponentially stable in the case of  $d(t) = 0$  such that  $\mathbb{E}\{\|x_h(t)\|^2\} \leq c\hbar^{(t-t_0)} \sup_{t_0 \in \mathcal{T}} \mathbb{E}\{\|x_h(t_0)\|^2\}$ ,  $\forall t \geq t_0$ . the closed-loop system (21) is mean-square exponentially stable with  $\mathcal{H}_\infty$  performance  $\gamma$ , such that  $\mathbb{E}\{\sum_{t=0}^\infty \|z(t)\|^2\} < \gamma^2 \sum_{t=0}^\infty \|d(t)\|^2$ , holds for  $d(t) \neq 0$  under zero-initial condition.

### III. MAIN RESULTS

In this section, the the mean-square exponentially stability with  $\mathcal{H}_\infty$  performance of closed-loop system (21) will be exploited.

**Theorem 1.** Given scalars  $0 < \rho < 1$ ,  $\nu > 0$ ,  $0 < \mu < 1$ ,  $\kappa$ ,  $\tilde{\rho}$ ,  $\tilde{\xi}$ ,  $\tilde{\xi}^*$ ,  $\alpha_f \in [0, 1]$ ,  $\hbar \in (0, 1)$ ,  $0 < \tilde{\hbar} < 1$ , and matrix  $E$ ,  $F$ , the closed-loop system (21) is mean-square exponentially stable with  $\mathcal{H}_\infty$  performance index  $\gamma$ , if there exist scalar

$\gamma > 0$ ,  $\delta > 0$ , symmetric matrix variables  $\tilde{P}_{11} > 0$ ,  $\tilde{P}_{22} > 0$ ,  $\zeta_j$ ,  $\Omega$ , and matrix variables  $\tilde{P}_{12} = \tilde{P}_{21}^T$ ,  $\eta_j^{(h)}$  satisfying

$$\tilde{P} > 0, \quad (23)$$

$$\Psi_{ijk} < 0, \quad \forall i, j, k \quad (24)$$

with

$$\left. \begin{aligned}
& \Psi_{ijk} = \begin{bmatrix} \Phi_{ik} & * & * \\ 0 & -\gamma^2 I_{n_d} & * \\ 0 & 0 & \frac{\mu - (1-\hbar) + \delta}{\nu} I_{n_w} \\ \bar{\Sigma}_{ijk} & \tilde{P} \tilde{\mathbf{B}}_{di} & 0 \\ \Sigma_{ijk}^* & 0 & 0 \\ \theta \Xi_{jk} & 0 & 0 \\ * & * & * \\ * & * & * \\ * & * & * \\ -\tilde{P} & 0 & * \\ 0 & -\tilde{P} & * \\ \bar{\Xi}_{ij}^T & \Xi_{ij}^{*T} & -\theta \zeta_j - \theta \zeta_j^T \end{bmatrix}, \\
& \Phi_{ik} = \begin{bmatrix} \Phi_{ik}^{(1)} & * \\ 0 & -(\frac{1}{\nu} + \delta) \tilde{\rho}^T \Omega \tilde{\rho} \end{bmatrix}, \\
& \Phi_{ik}^{(1)} = -(1-\hbar) \tilde{P} + (\frac{1}{\nu} + \delta) \rho H^T C_{y_k}^T \Omega C_{y_k} H \\
& \quad + \tilde{\mathbf{C}}_{zi}^T \tilde{\mathbf{C}}_{zi}, \\
& \bar{\Sigma}_{ijk} = \begin{bmatrix} \bar{\Sigma}_{ijk}^{(1)} & \bar{\Sigma}_{ijk}^{(2)} \end{bmatrix}, \\
& \bar{\Sigma}_{ijk}^{(1)} = \Delta + \begin{bmatrix} \bar{\xi} \Upsilon_{ijk}^{(\kappa)T} \\ \vdots \\ \bar{\xi} \Upsilon_{ijk}^{(h)T} \\ \vdots \\ A_i^T \left[ \begin{smallmatrix} \tilde{P}_{12} \\ \tilde{P}_{22} \end{smallmatrix} \right]^T + \bar{\xi} \Upsilon_{ijk}^{(1)T} \end{bmatrix}^T, \\
& \bar{\Sigma}_{ijk}^{(2)} = - \begin{bmatrix} \bar{\xi} \Upsilon_{ijk}^{(\kappa)} & \cdots & \bar{\xi} \Upsilon_{ijk}^{(h)} & \cdots & \bar{\xi} \Upsilon_{ijk}^{(1)} \end{bmatrix}, \\
& \Delta = \begin{bmatrix} \tilde{P}_{11} \\ \tilde{P}_{21} \end{bmatrix} \begin{bmatrix} 0_{n_x, (\kappa-1)n_x} & I_{(\kappa-1)n_x} \end{bmatrix}, \\
& \Upsilon_{ijk}^{(h)} = \alpha_f \begin{bmatrix} E \\ F \end{bmatrix} B_{ui} \eta_j^{(h)} C_{y_k}, \\
& \bar{\Xi}_{ij} = \begin{bmatrix} \bar{\xi} \alpha_f (\tilde{P}_{12} B_{ui} - E B_{ui} \zeta_j) \\ \bar{\xi} \alpha_f (\tilde{P}_{22} B_{ui} - F B_{ui} \zeta_j) \end{bmatrix}, \\
& \Xi_{jk} = \begin{bmatrix} \eta_j^{(\kappa)} C_{y_k} \cdots \eta_j^{(h)} C_{y_k} \cdots \eta_j^{(1)} C_{y_k} \\ -\eta_j^{(\kappa)} C_{y_k} \cdots -\eta_j^{(h)} C_{y_k} \cdots -\eta_j^{(1)} C_{y_k} \end{bmatrix}, \\
& \Sigma_{ijk}^* = \begin{bmatrix} \Sigma_{ijk}^{*(1)} & \Sigma_{ijk}^{*(2)} \end{bmatrix}, \\
& \Sigma_{ijk}^{*(1)} = \begin{bmatrix} \sqrt{\tilde{\xi}^*} \Upsilon_{ijk}^{(\kappa)} \cdots \sqrt{\tilde{\xi}^*} \Upsilon_{ijk}^{(h)} \cdots \sqrt{\tilde{\xi}^*} \Upsilon_{ijk}^{(1)} \end{bmatrix}, \\
& \Sigma_{ijk}^{*(2)} = - \begin{bmatrix} \sqrt{\tilde{\xi}^*} \Upsilon_{ijk}^{(\kappa)} \cdots \sqrt{\tilde{\xi}^*} \Upsilon_{ijk}^{(h)} \cdots \sqrt{\tilde{\xi}^*} \Upsilon_{ijk}^{(1)} \end{bmatrix}, \\
& \Xi_{ij}^* = \begin{bmatrix} \sqrt{\tilde{\xi}^*} \alpha_f (\tilde{P}_{12} B_{ui} - E B_{ui} \zeta_j) \\ \sqrt{\tilde{\xi}^*} \alpha_f (\tilde{P}_{22} B_{ui} - F B_{ui} \zeta_j) \end{bmatrix}.
\end{aligned} \right\} \quad (25)$$

Moreover, the control gains are given by  $K_j^{(h)} = \zeta_j^{-1} \eta_j^{(h)}$ .

**Proof.** Consider the construction of the Lyapunov function as follows:

$$V(t) = \tilde{x}^T(t) \tilde{P} \tilde{x}(t) + \frac{1}{\nu} \varpi(t) \quad (26)$$

where  $\tilde{P} = \begin{bmatrix} \tilde{P}_{11} & \tilde{P}_{12} \\ \tilde{P}_{21} & \tilde{P}_{22} \end{bmatrix} \in \mathfrak{R}^{\kappa n_x \times \kappa n_x}$ , and  $\tilde{P}_{11} \in \mathfrak{R}^{(\kappa-1)n_x \times (\kappa-1)n_x}$ ,  $\tilde{P}_{12} \in \mathfrak{R}^{(\kappa-1)n_x \times \kappa n_x}$ ,  $\tilde{P}_{21} \in \mathfrak{R}^{\kappa n_x \times (\kappa-1)n_x}$ ,  $\tilde{P}_{22} \in \mathfrak{R}^{n_x \times n_x}$ .

Note that for the random variable  $\xi(t_k)$ ,  $E\{(\bar{\xi} - \xi(t_k))^2\} = E\{\bar{\xi}^2 - 2\bar{\xi}\xi(t_k) + \xi^2(t_k)\} = \xi^*$  due to  $E\{\xi^2(t_k)\} = \xi^* + \bar{\xi}^2$ . Consequently, one has

$$\begin{aligned} & \mathbb{E}\{\tilde{x}^T(t+1) \tilde{P} \tilde{x}(t+1)\} \\ &= \mathbb{E}\{(\tilde{A}\tilde{x}(t) - \tilde{B}_\varepsilon \tilde{\varepsilon}(t) + \tilde{B}_d d(t))^T \tilde{P} (\tilde{A}\tilde{x}(t) - \tilde{B}_\varepsilon \tilde{\varepsilon}(t) \\ & \quad + \tilde{B}_d d(t))\} \\ &= (\bar{\tilde{A}}\tilde{x}(t) - \bar{\tilde{B}}_\varepsilon \tilde{\varepsilon}(t) + \tilde{B}_d d(t))^T \tilde{P} (\bar{\tilde{A}}\tilde{x}(t) - \bar{\tilde{B}}_\varepsilon \tilde{\varepsilon}(t) \\ & \quad + \tilde{B}_d d(t)) + (\tilde{A}^* \tilde{x}(t) - \tilde{B}_\varepsilon^* \tilde{\varepsilon}(t))^T \tilde{P} (\tilde{A}^* \tilde{x}(t) \\ & \quad - \tilde{B}_\varepsilon^* \tilde{\varepsilon}(t)) \end{aligned} \quad (27)$$

where

$$\begin{aligned} \bar{\tilde{A}}(m, n, m) &= \begin{bmatrix} 0_{(\kappa-1)n_x, n_x} & I_{(\kappa-1)n_x} \\ \Lambda_A(m, n, m) & \end{bmatrix}, \\ \bar{\tilde{B}}_\varepsilon(m, n, m) &= \begin{bmatrix} 0_{\kappa n_x, n_x} \\ \bar{\Lambda}_B(m, n, m) \end{bmatrix}, \\ \tilde{A}^*(m, n, m) &= \begin{bmatrix} 0_{\kappa n_x, n_x} \\ \Lambda_A^*(m, n, m) \end{bmatrix}, \\ \tilde{B}_\varepsilon^*(m, n, m) &= \begin{bmatrix} 0_{\kappa n_x, n_x} \\ \Lambda_B^*(m, n, m) \end{bmatrix}, \\ \bar{\Lambda}_A(m, n, m) &= \begin{bmatrix} (\bar{\xi} \Gamma_A^{(\kappa)}(m, n, m))^T \\ \vdots \\ (\bar{\xi} \Gamma_A^{(h)}(m, n, m))^T \\ \vdots \\ (\bar{\xi} \Gamma_A^{(2)}(m, n, m))^T \\ (\mathbf{A}(m) + \bar{\xi} \Gamma_A^{(1)}(m, n, m))^T \end{bmatrix}^T, \\ \bar{\Lambda}_B(m, n, m) &= \begin{bmatrix} (\bar{\xi} \Gamma_B^{(\kappa)}(m, n, m))^T \\ \vdots \\ (\bar{\xi} \Gamma_B^{(h)}(m, n, m))^T \\ \vdots \\ (\bar{\xi} \Gamma_B^{(2)}(m, n, m))^T \\ (\bar{\xi} \Gamma_B^{(1)}(m, n, m))^T \end{bmatrix}^T, \end{aligned}$$

$$\begin{aligned} \Lambda_A^*(m, n, m) &= \begin{bmatrix} (\sqrt{\xi^*} \Gamma_A^{(\kappa)}(m, n, m))^T \\ \vdots \\ (\sqrt{\xi^*} \Gamma_A^{(h)}(m, n, m))^T \\ \vdots \\ (\sqrt{\xi^*} \Gamma_A^{(2)}(m, n, m))^T \\ (\sqrt{\xi^*} \Gamma_A^{(1)}(m, n, m))^T \end{bmatrix}^T, \\ \Lambda_B^*(m, n, m) &= \begin{bmatrix} (\sqrt{\xi^*} \Gamma_B^{(\kappa)}(m, n, m))^T \\ \vdots \\ (\sqrt{\xi^*} \Gamma_B^{(h)}(m, n, m))^T \\ \vdots \\ (\sqrt{\xi^*} \Gamma_B^{(2)}(m, n, m))^T \\ (\sqrt{\xi^*} \Gamma_B^{(1)}(m, n, m))^T \end{bmatrix}^T. \end{aligned} \quad (28)$$

Later in this article, rewrite  $\bar{\tilde{A}}(m, n, m)$ ,  $\bar{\tilde{B}}_\varepsilon(m, n, m)$ ,  $\tilde{A}^*(m, n, m)$ ,  $\tilde{B}_\varepsilon^*(m, n, m)$ ,  $\bar{\Lambda}_A(m, n, m)$ ,  $\bar{\Lambda}_B(m, n, m)$ ,  $\Lambda_A^*(m, n, m)$ , and  $\Lambda_B^*(m, n, m)$  as  $\bar{\tilde{A}}$ ,  $\bar{\tilde{B}}_\varepsilon$ ,  $\tilde{A}^*$ ,  $\tilde{B}_\varepsilon^*$ ,  $\bar{\Lambda}_A$ ,  $\bar{\Lambda}_B$ ,  $\Lambda_A^*$ , and  $\Lambda_B^*$  for short.

On the other hand, by introducing the DETM condition (10), we obtain for any  $k \in [t_k, t_{k+1})$

$$\frac{1}{\nu} \varpi(t) + \rho x^T(t) \Omega x(t) - \hat{\varepsilon}^T(t) \Omega \hat{\varepsilon}(t) \geq 0, \quad (29)$$

which implies that for any  $\delta > 0$

$$\begin{aligned} & \frac{1}{\nu} \varpi(t+1) - \frac{(1-\hbar)}{\nu} \varpi(t) \\ & \leq \frac{1}{\nu} (\mu \varpi(t) + \rho x^T(t) \Omega x(t) - \hat{\varepsilon}^T(t) \Omega \hat{\varepsilon}(t)) \\ & \quad - \frac{(1-\hbar)}{\nu} \varpi(t) + \delta \left( \frac{1}{\nu} \varpi(t) + \rho x^T(t) \Omega x(t) \right. \\ & \quad \left. - \hat{\varepsilon}^T(t) \Omega \hat{\varepsilon}(t) \right) \\ & = \frac{\mu - (1-\hbar) + \delta}{\nu} \varpi(t) + \left( \frac{1}{\nu} + \delta \right) \rho x^T(t) \Omega x(t) \\ & \quad - \left( \frac{1}{\nu} + \delta \right) \hat{\varepsilon}^T(t) \Omega \hat{\varepsilon}(t) \\ & = \frac{\mu - (1-\hbar) + \delta}{\nu} \varpi(t) + \left( \frac{1}{\nu} + \delta \right) \rho \tilde{x}^T(t) H^T \\ & \quad \times \Omega H \tilde{x}(t) - \left( \frac{1}{\nu} + \delta \right) \hat{\varepsilon}^T(t) \bar{\varrho}^T \Omega \bar{\varrho} \hat{\varepsilon}(t) \end{aligned} \quad (30)$$

with  $H = [ 0_{n_x, (\kappa-1)n_x} \quad I_{n_x} ]$ .

Consider about  $m_i(x(t)) n_j(y_\xi(t)) m_k(x(t)) > 0$  for any  $i \in \mathcal{I}, j \in \mathcal{J}, k \in \mathcal{K}$ , by using (24), one can get that

$$\sum_{i \in \mathcal{I}} \sum_{j \in \mathcal{J}} \sum_{k \in \mathcal{K}} m_i(x(t)) n_j(y_\xi(t)) m_k(x(t)) \Psi_{ijk} < 0. \quad (31)$$

On the other hand, there defines some new notations:

$$\bar{\Theta} = [ \bar{\tilde{A}} \quad -\bar{\tilde{B}}_\varepsilon ], \quad \Theta^* = [ \tilde{A}^* \quad -\tilde{B}_\varepsilon^* ]. \quad (32)$$

Then, note that (32) implies that

$$\begin{aligned}
\tilde{P}\tilde{\Theta} &= \begin{bmatrix} \tilde{P}\tilde{A} & -\tilde{P}\tilde{B}_\varepsilon \end{bmatrix} \\
&= \begin{bmatrix} \Delta + \begin{bmatrix} \tilde{P}_{12} \\ \tilde{P}_{22} \end{bmatrix} \bar{\Lambda}_A & - \begin{bmatrix} \tilde{P}_{12} \\ \tilde{P}_{22} \end{bmatrix} \bar{\Lambda}_B \end{bmatrix} \\
&= \sum_{i \in \mathcal{I}} \sum_{j \in \mathcal{J}} \sum_{k \in \mathcal{K}} m_i(x(t)) n_j(y_\xi(t)) m_k(x(t)) \\
&\quad \times (\tilde{\Sigma}_{ijk} + \tilde{\Xi}_{ij} \zeta_j^{-1} \Xi_{jk}), \\
\tilde{P}\Theta^* &= \begin{bmatrix} \tilde{P}\tilde{A}^* & -\tilde{P}\tilde{B}_\varepsilon^* \end{bmatrix} \\
&= \begin{bmatrix} \begin{bmatrix} \tilde{P}_{12} \\ \tilde{P}_{22} \end{bmatrix} \Lambda_A^* & - \begin{bmatrix} \tilde{P}_{12} \\ \tilde{P}_{22} \end{bmatrix} \Lambda_B^* \end{bmatrix} \\
&= \sum_{i \in \mathcal{I}} \sum_{j \in \mathcal{J}} \sum_{k \in \mathcal{K}} m_i(x(t)) n_j(y_\xi(t)) m_k(x(t)) \\
&\quad \times (\Sigma_{ijk}^* + \Xi_{ij}^* \zeta_j^{-1} \Xi_{jk})
\end{aligned} \tag{33}$$

with

$$\Delta = \begin{bmatrix} \tilde{P}_{11} \\ \tilde{P}_{21} \end{bmatrix} \begin{bmatrix} 0_{(\kappa-1)n_x, n_x} \\ I_{(\kappa-1)n_x} \end{bmatrix}^T \tag{34}$$

Applying (33) and Lemma 2 in Appendix to (31), such that

$$\begin{bmatrix} \Phi & * & * & * & * \\ 0 & -\gamma^2 I_{n_d} & * & * & * \\ 0 & 0 & \frac{\mu-(1-\hbar)+\delta}{\nu} I & * & * \\ \tilde{P}\tilde{\Theta} & \tilde{P}\tilde{B}_d & 0 & -\tilde{P} & 0 \\ \tilde{P}\Theta^* & 0 & 0 & 0 & -\tilde{P} \end{bmatrix} < 0 \tag{35}$$

with  $\Phi = \sum_{i \in \mathcal{I}} \sum_{k \in \mathcal{K}} m_i(x(t)) m_k(x(t)) \Phi_{ik}$ .

Pre- and post-multiply (35) with  $\text{diag}\{I, I, I, \tilde{P}^{-1}, \tilde{P}^{-1}\}$ , one has

$$\begin{bmatrix} \Phi & * & * & * & * \\ 0 & -\gamma^2 I_{n_d} & * & * & * \\ 0 & 0 & \frac{\mu-(1-\hbar)+\delta}{\nu} I & * & * \\ \tilde{\Theta} & \tilde{B}_d & 0 & -\tilde{P}^{-1} & 0 \\ \Theta^* & 0 & 0 & 0 & -\tilde{P}^{-1} \end{bmatrix} < 0. \tag{36}$$

Consider (21), (27), and (30) into (III), the mean-square exponentially stability with  $\mathcal{H}_\infty$  performance  $\gamma$  of the system can be formulated by

$$\begin{aligned}
&\mathbb{E}\{V(t+1) - V(t) + z^T(t)z(t) - \gamma^2 d^T(t)d(t)\} \\
&\quad + \hbar \mathbb{E}\{V(t)\} \\
&= \mathbb{E}\{\tilde{x}^T(t+1)\tilde{P}\tilde{x}(t+1)\} - (1-\hbar)\tilde{x}^T(t)\tilde{P}\tilde{x}(t) \\
&\quad + \frac{1}{\nu}\varpi(t+1) - \frac{(1-\hbar)}{\nu}\varpi(t) + z^T(t)z(t) - \gamma^2 d^T(t)d(t) \\
&\leq (\tilde{A}\tilde{x}(t) - \tilde{B}_\varepsilon\tilde{\varepsilon}(t) + \tilde{B}_d d(t))^T \tilde{P} (\tilde{A}\tilde{x}(t) - \tilde{B}_\varepsilon\tilde{\varepsilon}(t) + \tilde{B}_d d(t)) \\
&\quad - \tilde{B}_\varepsilon\tilde{\varepsilon}(t) + \tilde{B}_d d(t) \\
&\quad + (\tilde{A}^*\tilde{x}(t) - \tilde{B}_\varepsilon^*\tilde{\varepsilon}(t))^T \tilde{P} (\tilde{A}^*\tilde{x}(t) - \tilde{B}_\varepsilon^*\tilde{\varepsilon}(t)) \\
&\quad - (1-\hbar)\tilde{x}^T(t)\tilde{P}\tilde{x}(t) \\
&\quad + \frac{\mu-(1-\hbar)+\delta}{\nu}\varpi(t) + \left(\frac{1}{\nu} + \delta\right) \rho \tilde{x}^T(t) H^T \Omega H \tilde{x}(t) \\
&\quad - \left(\frac{1}{\nu} + \delta\right) \tilde{\varepsilon}^T(t) \tilde{\rho}^T \Omega \tilde{\rho} \tilde{\varepsilon}(t) + z^T(t)z(t) - \gamma^2 d^T(t)d(t)
\end{aligned}$$

$$= \begin{bmatrix} \varphi(t) \\ d(t) \\ \sqrt{\varpi(t)} \end{bmatrix}^T \begin{bmatrix} \tilde{\Theta}^T \tilde{P} \tilde{\Theta} + \Theta^{*T} \tilde{P} \Theta^* + \Phi & & \\ & -\tilde{B}_d^T \tilde{P} \tilde{\Theta} & \\ & 0 & \\ \tilde{B}_d^T \tilde{P} \tilde{B}_d - \gamma^2 I_{n_d} & * & \\ 0 & * & \frac{\mu-(1-\hbar)+\delta}{\nu} I \end{bmatrix} \begin{bmatrix} \varphi(t) \\ d(t) \\ \sqrt{\varpi(t)} \end{bmatrix} \tag{37}$$

with  $\varphi(t) = [\tilde{x}^T(t) \quad \tilde{\varepsilon}^T(t)]^T$ .

By using (37) and applying the Schur compliment to (36), the following inequality can be guaranteed:

$$\mathbb{E}\{V(t+1) - V(t) + z^T(t)z(t) - \gamma^2 d^T(t)d(t)\} < -\hbar \mathbb{E}\{V(t)\}, \tag{38}$$

which establishes sufficient conditions to achieve mean-square exponential stability with  $\mathcal{H}_\infty$  performance  $\gamma$  for the closed-loop system, through the utilization of the proof detailed in Lemma A in the Appendix. This completes the proof.  $\square$

To reduce the conservatism inherent in the result of Theorem III, insights from [54] are incorporated. By fully exploiting the information contained within the membership functions, a more refined MFD controller synthesis result is summarized as follows.

**Theorem 2** Given scalars  $0 < \rho < 1$ ,  $\nu > 0$ ,  $0 < \mu < 1$ ,  $\kappa, \tilde{\rho}, \tilde{\xi}, \xi^*, \alpha_f \in [0, 1]$ ,  $\hbar \in (0, 1)$ ,  $0 < \hbar < 1$ ,  $\underline{\mathcal{Q}}_{ijk i_1 i_2 \dots i_{n_x} j_1 j_2 \dots j_{n_y} l s \ell}$ ,  $\bar{\mathcal{O}}_{ijk i_1 i_2 \dots i_{n_x} j_1 j_2 \dots j_{n_y} l s \ell}$  and matrix  $E, F$ , the closed-loop system (21) is mean-square exponentially stable with  $\mathcal{H}_\infty$  performance index  $\gamma$ , if there exist scalar  $\gamma > 0$ ,  $\delta > 0$ , symmetric matrix variables  $\tilde{P}_{11} > 0$ ,  $\tilde{P}_{22} > 0$ ,  $\zeta_j, \Omega, M_{ijkl}, W$  and matrix variables  $\tilde{P}_{12} = \tilde{P}_{21}^T, \eta_j^{(h)}$  satisfying

$$\tilde{P} > 0, \tag{39}$$

$$\begin{aligned}
&\sum_{i \in \mathcal{I}} \sum_{j \in \mathcal{J}} \sum_{k \in \mathcal{K}} \left( \underline{\mathcal{Q}}_{ijk i_1 i_2 \dots i_{n_x} j_1 j_2 \dots j_{n_y} l s \ell} \Psi_{ijk} \right. \\
&\quad \left. + \left( \bar{\mathcal{O}}_{ijk i_1 i_2 \dots i_{n_x} j_1 j_2 \dots j_{n_y} l s \ell} - \underline{\mathcal{O}}_{ijk i_1 i_2 \dots i_{n_x} j_1 j_2 \dots j_{n_y} l s \ell} \right) \right) \tag{40}
\end{aligned}$$

$$M_{ijkl} + \underline{\mathcal{Q}}_{ijk i_1 i_2 \dots i_{n_x} j_1 j_2 \dots j_{n_y} l s \ell} W \Big) - W < 0,$$

$$\forall i_1, i_2, \dots, i_{n_x}, j_1, j_2, \dots, j_{n_y}, l, s, \ell,$$

$$\Psi_{ijk} - M_{ijkl} + W < 0, \forall i, j, k. \tag{41}$$

**Proof.** Inspired by [Final 19] [16] and [30], the state spaces of the plant and controller, i.e.,  $x(t)$  and  $y_\xi(t)$  are divided into  $p, q$  connected subspaces, respectively. In addition, the footprint of uncertainty (FOU) is divided into  $\wp$  sub-FOUs.

Furthermore, defining  $w_{ijk}(x(t), y_\xi(t)) = m_i(x(t)) n_j(y_\xi(t)) m_k(x(t))$ . Then, the lower and upper

membership functions  $\underline{w}_{ijkl}(x(t), y_\xi(t))$ ,  $\bar{w}_{ijkl}(x(t), y_\xi(t))$  can be defined as

$$\begin{aligned} & \underline{w}_{ijkl}(x(t), y_\xi(t)) \\ &= \sum_{l=1}^p \sum_{s=1}^q \sum_{i_1=1}^2 \cdots \sum_{i_{n_x}=1}^2 \sum_{j_1=1}^2 \cdots \sum_{j_{n_y}=1}^2 \prod_{i=1}^{n_x} \prod_{j=1}^{n_y} \\ & \quad v_{ij,i,j,lsl} \left( x_i(t), y_{\xi_j}(t) \right) \underline{\varrho}_{ijk i_1 i_2 \cdots i_{n_x} j_1 j_2 \cdots j_{n_y} lsl}, \\ & \quad \forall i, j, k, l, s, \ell, \\ & \bar{w}_{ijkl}(x(t), y_\xi(t)) \\ &= \sum_{l=1}^p \sum_{s=1}^q \sum_{i_1=1}^2 \cdots \sum_{i_{n_x}=1}^2 \sum_{j_1=1}^2 \cdots \sum_{j_{n_y}=1}^2 \prod_{i=1}^{n_x} \prod_{j=1}^{n_y} \\ & \quad v_{ij,i,j,lsl} \left( x_i(t), y_{\xi_j}(t) \right) \bar{\varrho}_{ijk i_1 i_2 \cdots i_{n_x} j_1 j_2 \cdots j_{n_y} lsl}, \\ & \quad \forall i, j, k, l, s, \ell, \\ & 0 \leq \underline{w}_{ijkl}(x(t), y_\xi(t)) \leq \bar{w}_{ijkl}(x(t), y_\xi(t)), \\ & \quad 0 \leq \underline{\varrho}_{ijk i_1 i_2 \cdots i_{n_x} j_1 j_2 \cdots j_{n_y} lsl} \\ & \quad \leq \bar{\varrho}_{ijk i_1 i_2 \cdots i_{n_x} j_1 j_2 \cdots j_{n_y} lsl} \leq 1 \end{aligned} \quad (42)$$

where  $\underline{\varrho}_{ijk i_1 i_2 \cdots i_{n_x} j_1 j_2 \cdots j_{n_y} lsl}$ , and  $\bar{\varrho}_{ijk i_1 i_2 \cdots i_{n_x} j_1 j_2 \cdots j_{n_y} lsl}$  are constant scalars to be determined and  $v_{ij,i,j,lsl} \left( x_i(t), y_{\xi_j}(t) \right) \in [0, 1]$  satisfies that:  $\sum_{i_1}^2 \sum_{j_1}^2 v_{ij,i,j,lsl} \left( x_i(t), y_{\xi_j}(t) \right) = 1$  if it is in the corresponding sub-value-spaces; otherwise, it's 0.

Note that  $\sum_{l=1}^p \sum_{s=1}^q \sum_{i_1=1}^2 \cdots \sum_{i_{n_x}=1}^2 \sum_{j_1=1}^2 \cdots \sum_{j_{n_y}=1}^2 \prod_{i=1}^{n_x} \prod_{j=1}^{n_y} v_{ij,i,j,lsl} \left( x_i(t), y_{\xi_j}(t) \right) = 1$ , and  $w_{ijk}(x(t), y_\xi(t)) = m_i(x(t))n_j(y_\xi(t))m_k(x(t))$ , one has

$$\begin{aligned} & w_{ijk}(x(t), y_\xi(t)) \\ &= \sum_{\ell=1}^{\varphi} \vartheta_{ijkl}(x(t), y_\xi(t)) \left( \underline{\beta}_{ijkl}(x(t), y_\xi(t)) \right. \\ & \quad \times \underline{w}_{ijkl}(x(t), y_\xi(t)) + \bar{\beta}_{ijkl}(x(t), y_\xi(t)) \\ & \quad \times \bar{w}_{ijkl}(x(t), y_\xi(t)) \left. \right), \quad \forall i, j, k \end{aligned} \quad (43)$$

where  $\vartheta_{ijkl}(x(t), y_\xi(t))$  is 1 when  $\underline{w}_{ijkl}(x(t), y_\xi(t))$  and  $\bar{w}_{ijkl}(x(t), y_\xi(t))$  are within the sub-FOU  $\ell$ ; otherwise  $\vartheta_{ijkl}(x(t), y_\xi(t))$  is 0. In addition,  $\underline{\beta}_{ijkl}(x(t), y_\xi(t))$  and  $\bar{\beta}_{ijkl}(x(t), y_\xi(t))$  are not necessarily known but satisfy  $\underline{\beta}_{ijkl}(x(t), y_\xi(t)) + \bar{\beta}_{ijkl}(x(t), y_\xi(t)) = 1$  and  $0 \leq \underline{\beta}_{ijkl}(x(t), y_\xi(t)), \bar{\beta}_{ijkl}(x(t), y_\xi(t)) \leq 1$ .

Later in this article, denote  $\vartheta_{ijkl}(x(t), y_\xi(t))$ ,  $\underline{\beta}_{ijkl}(x(t), y_\xi(t))$ ,  $\underline{w}_{ijkl}(x(t), y_\xi(t))$ ,  $\bar{\beta}_{ijkl}(x(t), y_\xi(t))$ ,  $\bar{w}_{ijkl}(x(t), y_\xi(t))$ ,  $v_{ij,i,j,lsl} \left( x_i(t), y_{\xi_j}(t) \right)$  as  $\vartheta_{ijkl}$ ,  $\underline{\beta}_{ijkl}$ ,  $\underline{w}_{ijkl}$ ,  $\bar{\beta}_{ijkl}$ ,  $\bar{w}_{ijkl}$ ,  $v_{ij,i,j,lsl}$ , and  $\underline{\varrho}_{ijk i_1 i_2 \cdots i_{n_x} j_1 j_2 \cdots j_{n_y} lsl}$ ,  $\bar{\varrho}_{ijk i_1 i_2 \cdots i_{n_x} j_1 j_2 \cdots j_{n_y} lsl}$  as  $\underline{\varrho}$ ,  $\bar{\varrho}$  for simplicity, respectively.

Taking the nonnegative property of membership functions into consideration and introducing the slack matrices  $W$  and

$M_{lsl}$ , one has

$$\left\{ \sum_{i \in \mathcal{I}} \sum_{j \in \mathcal{J}} \sum_{k \in \mathcal{K}} \sum_{\ell=1}^{\varphi} \vartheta_{ijkl} \left( \underline{\beta}_{ijkl} \underline{w}_{ijkl} + \bar{\beta}_{ijkl} \bar{w}_{ijkl} \right) - 1 \right\} W = 0, \quad (44)$$

$$\sum_{i \in \mathcal{I}} \sum_{j \in \mathcal{J}} \sum_{k \in \mathcal{K}} \sum_{\ell=1}^{\varphi} \vartheta_{ijkl} (1 - \bar{\beta}_{ijkl}) (\bar{w}_{ijkl} - \underline{w}_{ijkl}) \times M_{ijkl} \geq 0. \quad (45)$$

Adding (44) and (45) into the LHS of (31), the following inequality holds,

$$\begin{aligned} & \sum_{i \in \mathcal{I}} \sum_{j \in \mathcal{J}} \sum_{k \in \mathcal{K}} m_i(x(t))n_j(y_\xi(t))m_k(x(t))\Psi_{ijk} \\ &= \sum_{i \in \mathcal{I}} \sum_{j \in \mathcal{J}} \sum_{k \in \mathcal{K}} \sum_{\ell=1}^{\varphi} \vartheta_{ijkl} \left( \underline{\beta}_{ijkl} \underline{w}_{ijkl} + \bar{\beta}_{ijkl} \bar{w}_{ijkl} \right) \Psi_{ijk} \\ &\leq \sum_{i \in \mathcal{I}} \sum_{j \in \mathcal{J}} \sum_{k \in \mathcal{K}} \sum_{\ell=1}^{\varphi} \vartheta_{ijkl} \left( (1 - \bar{\beta}_{ijkl}) \underline{w}_{ijkl} \right. \\ & \quad \left. + \bar{\beta}_{ijkl} \bar{w}_{ijkl} \right) (\Psi_{ijk} + W) - W \\ & \quad + \sum_{i \in \mathcal{I}} \sum_{j \in \mathcal{J}} \sum_{k \in \mathcal{K}} \sum_{\ell=1}^{\varphi} \vartheta_{ijkl} (1 - \bar{\beta}_{ijkl}) \\ & \quad \left( \bar{w}_{ijkl} - \underline{w}_{ijkl} \right) M_{ijkl} \\ &= \sum_{i \in \mathcal{I}} \sum_{j \in \mathcal{J}} \sum_{k \in \mathcal{K}} \sum_{\ell=1}^{\varphi} \vartheta_{ijkl} \left( \underline{w}_{ijkl} \Psi_{ijk} + (\bar{w}_{ijkl} \right. \\ & \quad \left. - \underline{w}_{ijkl}) M_{ijkl} + \underline{w}_{ijkl} W \right) - W \\ & \quad + \sum_{i \in \mathcal{I}} \sum_{j \in \mathcal{J}} \sum_{k \in \mathcal{K}} \sum_{\ell=1}^{\varphi} \vartheta_{ijkl} \bar{\beta}_{ijkl} (\bar{w}_{ijkl} - \underline{w}_{ijkl}) \\ & \quad \times (\Psi_{ijk} - M_{ijkl} + W). \end{aligned} \quad (46)$$

It follows from (46) that the inequality in (31) can be guaranteed by

$$\begin{aligned} & \sum_{i \in \mathcal{I}} \sum_{j \in \mathcal{J}} \sum_{k \in \mathcal{K}} \left( \underline{w}_{ijkl} \Psi_{ijk} + (\bar{w}_{ijkl} - \underline{w}_{ijkl}) M_{ijkl} \right. \\ & \quad \left. + \underline{w}_{ijkl} W \right) - W < 0, \\ & \Psi_{ijk} - M_{ijkl} + W < 0. \end{aligned} \quad (47)$$

Substituting  $\bar{w}_{ijkl}$ ,  $\underline{w}_{ijkl}$  of (42) into (47), which can be rewritten as

$$\begin{aligned} & \sum_{l=1}^p \sum_{s=1}^q \sum_{i_1=1}^2 \cdots \sum_{i_{n_x}=1}^2 \sum_{j_1=1}^2 \cdots \sum_{j_{n_y}=1}^2 \prod_{i=1}^{n_x} \prod_{j=1}^{n_y} v_{ij,i,j,lsl} \\ & \quad \times \left( \sum_{i \in \mathcal{I}} \sum_{j \in \mathcal{J}} \sum_{k \in \mathcal{K}} (\underline{\varrho} \Psi_{ijk} + (\bar{\varrho} - \underline{\varrho}) M_{ijkl} + \underline{\varrho} W) \right) \\ & \quad - W < 0. \end{aligned} \quad (49)$$

Then, the inequality (49) can be deduced by (40). The proof is thus completed.  $\square$



To obtain the proposed MFD MDETMOF controller, the above theorems will be utilized into the following optimization problem.

**Algorithm 1.**

$$\begin{aligned} & \min \gamma, \\ & \text{subject to (39), (40), (41),} \\ & \text{with } \gamma > 0, \quad \theta > 0. \end{aligned}$$

Similarly, the proposed MFI MDETMOF controller can be obtained by the following convex optimization algorithm.

**Algorithm 2.**

$$\begin{aligned} & \min \gamma, \\ & \text{subject to (23), (24),} \\ & \text{with } \gamma > 0, \theta > 0. \end{aligned}$$

**Remark 2.** The MDETMOF controller design results are given in Algorithm 1 or Algorithm 2 for any positive integer  $\kappa \in \mathcal{N}$ . As a special case, a traditional DETM memoryless controller design method can be obtained by setting  $\kappa = 1$  in Algorithm 1 or Algorithm 2. Similarly, by setting  $\varrho_1 = 1$  and  $\varrho_h = 0$  (for  $h = 2, \dots, \kappa$ ) in Algorithm 1 or Algorithm 2, the MDETMOF controller design approach reduces to a DETMOF controller design method.

**Remark 3.** Simulation results indicate that the inclusion of additional past system output measurements significantly improves  $\mathcal{H}_\infty$  performance, with enhancements becoming more substantial as the number of past data points increases. However, this improvement is accompanied by an increase in computational complexity. Consequently, in practical applications, careful consideration must be given to balancing reduced design conservatism with manageable computational requirements.

#### IV. SIMULATION STUDIES

**Example 1.** Consider a numerical example with 3-rules in the form of (1), which can be described below:

$$\begin{aligned} A_1 = A_3 &= \begin{bmatrix} 1.1 & 0 \\ -0.3 & 0.3 \end{bmatrix}, \\ A_2 &= \begin{bmatrix} 0.86 & 0 \\ -0.2 & 0.1 \end{bmatrix}, \\ B_{u1} = B_{u3} &= \begin{bmatrix} 1.1 \\ 0.3 \end{bmatrix}, \\ B_{u2} &= \begin{bmatrix} 1.2 \\ 0.6 \end{bmatrix}, \\ B_{d1} = B_{d2} = B_{d3} &= \begin{bmatrix} 1 \\ 1 \end{bmatrix}, \\ C_{y1} = C_{y2} = C_{y3} &= \begin{bmatrix} 1 & 0 \end{bmatrix}, \\ C_{z1} = C_{z2} = C_{z3} &= \begin{bmatrix} 0.05 & 0 \end{bmatrix} \end{aligned}$$

where  $x_1(t) \in [-4, 4]$ ,  $y(t) \in [-4, 4]$ , and the membership functions are defined as follows:

$$\begin{aligned} \underline{w}_1(x_1) &= ([x_1(t) + 3] / 10), \\ \bar{w}_1(x_1) &= ([x_1(t) + 4] / 10), \\ \underline{w}_2(x_1) &= 0.4, \bar{w}_2(x_1) = 0.5, \\ \underline{w}_3(x_1) &= ([-x_1(t) + 3] / 10), \\ \bar{w}_3(x_1) &= ([-x_1(t) + 5] / 10), \end{aligned}$$

and the final membership functions are given by:

$$\begin{aligned} w_1(x_1) &= (1 - \sin^2(0.4x_1(t)))\underline{w}_1(x_1) \\ &\quad + \sin^2(0.4x_1(t))\bar{w}_1(x_1), \\ w_2(x_1) &= 0.5\underline{w}_2(x_1) + 0.5\bar{w}_2(x_1), \\ w_3(x_1) &= \sin^2(0.4x_1(t))\underline{w}_3(x_1) \\ &\quad + (1 - \sin^2(0.4x_1(t)))\bar{w}_3(x_1). \end{aligned}$$

In this study, the stochastic variable  $\xi$  is characterized by its mean value  $\bar{\xi} = 0.8$  and standard deviation  $\xi^* = 0.05$ . The failure parameter is set to  $\alpha_f = 1$ , and the disturbance input is given by  $d(t) = 3e^{-0.1t} \sin(t)$ .

The objective is to design a three-rule interval type-2 (IT-2) fuzzy controller in the form of (21) such that the closed-loop system achieves mean-square exponential stability with guaranteed  $\mathcal{H}_\infty$  performance.

First, the upper and lower bound membership functions for the controller are defined as follows:

$$\begin{aligned} \underline{m}_1(y_\xi) &= ([y_\xi(t) + 3] / 10), \\ \bar{m}_1(y_\xi) &= ([y_\xi(t) + 4] / 10), \\ \underline{m}_2(y_\xi) &= ([-y_\xi(t) + 3] / 10), \\ \bar{m}_2(y_\xi) &= ([-y_\xi(t) + 5] / 10). \end{aligned}$$

Based on these bounds, the precise membership functions are obtained through fixed parameters as follows:

$$\begin{aligned} m_1(y_\xi) &= (1 - \sin^2(0.4y_\xi(t)))\underline{m}_1(y_\xi) \\ &\quad + \sin^2(0.4y_\xi(t))\bar{m}_1(y_\xi), \\ m_2(y_\xi) &= 0.5\underline{m}_2(y_\xi) + 0.5\bar{m}_2(y_\xi), \\ m_3(y_\xi) &= 1 - m_1(y_\xi) - m_2(y_\xi). \end{aligned}$$

Considering the membership function dependency method in Theorem 3.2, the premise variable's domain is divided into  $m = n = 20$  subspaces,  $\mathcal{S} = \cup_{i=1}^m \cup_{j=1}^n \mathcal{S}_{ij}$ , where  $i \in \{1, 2, \dots, m\}$  and  $j \in \{1, 2, \dots, n\}$ , with  $m = n = 20$ . Each subspace  $\mathcal{S}_{ij}$  is specifically divided as follows:

$$\begin{aligned} \underline{x}_{1_i} &= -4 + \frac{8(i-1)}{m}, \quad \bar{x}_{1_i} = -4 + \frac{8i}{m}, \\ \underline{y}_{\xi_j} &= -4 + \frac{8(j-1)}{n}, \quad \bar{y}_{\xi_j} = -4 + \frac{8j}{n}. \end{aligned}$$

According to Theorem 2, only one FOU is divided, i.e.,  $\varphi = 1$ , and the other fixed parameters can be set as follows:

$$\begin{aligned} \underline{\varepsilon}_{ls11i_j} &= \underline{w}_l(\underline{x}_{1_i}) \underline{m}_s(\underline{y}_{\xi_j}), & \underline{\varepsilon}_{ls12i_j} &= \underline{w}_l(\underline{x}_{1_i}) \underline{m}_s(\bar{y}_{\xi_j}), \\ \underline{\varepsilon}_{ls21i_j} &= \underline{w}_l(\bar{x}_{1_i}) \underline{m}_s(\underline{y}_{\xi_j}), & \underline{\varepsilon}_{ls22i_j} &= \underline{w}_l(\bar{x}_{1_i}) \underline{m}_s(\bar{y}_{\xi_j}), \\ \bar{\varepsilon}_{ls11i_j} &= \bar{w}_l(\underline{x}_{1_i}) \bar{m}_s(\underline{y}_{\xi_j}), & \bar{\varepsilon}_{ls12i_j} &= \bar{w}_l(\underline{x}_{1_i}) \bar{m}_s(\underline{y}_{\xi_j}), \\ \bar{\varepsilon}_{ls21i_j} &= \bar{w}_l(\bar{x}_{1_i}) \bar{m}_s(\bar{y}_{\xi_j}), & \bar{\varepsilon}_{ls22i_j} &= \bar{w}_l(\bar{x}_{1_i}) \bar{m}_s(\bar{y}_{\xi_j}), \\ l \in \mathcal{L}, \quad s \in \mathcal{S}, \quad i \in \{1, 2, \dots, m\}, \quad j \in \{1, 2, \dots, n\}. \end{aligned}$$

The following section will compare the controllers obtained through Algorithm 1 or Algorithm 2 for different scenarios in terms of  $\mathcal{H}_\infty$  performance, convergence speed, and the number of event triggers:

- $$\left\{ \begin{array}{l} \text{Case 1: MFI DETM OF controller;} \\ \text{Case 2: MFI DETM MOF controller;} \\ \text{Case 3: MFI MDETMOF controller;} \\ \text{Case 4: MFD MDETMOF controller} \end{array} \right.$$

where

TABLE I: The  $\mathcal{H}_\infty$  Performance  $\gamma_{\min}$  Obtained by Different Cases

$\kappa$	1	2	3	4	5	6	7	8	9	10
Case 1	23.493	-	-	-	-	-	-	-	-	-
Case 2	23.493	9.073	8.836	8.580	8.357	8.136	7.930	7.739	7.549	7.377
Case 3	23.493	8.637	8.361	8.142	7.942	7.725	7.528	7.354	7.149	6.989
Case 4	0.795	0.526	0.525	0.524	0.523	0.522	0.522	0.521	0.521	0.521

TABLE II: The Triggering Rates by Different Cases

$\kappa$	1	2	3	4	5	6	7	8	9	10
Case 1	0.23	-	-	-	-	-	-	-	-	-
Case 2	0.23	0.23	0.23	0.28	0.26	0.28	0.28	0.28	0.38	0.37
Case 3	0.23	0.22	0.22	0.20	0.19	0.19	0.18	0.17	0.17	0.17
Case 4	0.23	0.21	0.22	0.20	0.19	0.17	0.17	0.19	0.15	0.15

- MFI: Membership Function Independent
- MFD: Membership Function Dependent
- DETM: Dynamic Event-Triggered Mechanism, Memoryless
- MDETM: Memory Dynamic Event-Triggered Mechanism
- OF: Output-Feedback, Memoryless
- MOF: Memory Output Feedback

In Table I, comparing Case 1 and Case 2, it can be observed that as the number of stored historical time points  $\kappa$  increases, the controller's  $\mathcal{H}_\infty$  minimum performance index  $\gamma_{\min}$  can become smaller. This indicates that compared to traditional memoryless  $\mathcal{H}_\infty$  robust controllers, memory-based  $\mathcal{H}_\infty$  robust controllers have enhanced  $\mathcal{H}_\infty$  performance. Comparing Case 2 and Case 3, it can be observed that memory-based dynamic event-triggering mechanisms and ordinary dynamic event-triggering mechanisms have similar  $\mathcal{H}_\infty$  performance, with memory-based dynamic event-triggering mechanisms achieving slightly smaller minimum  $\mathcal{H}_\infty$  performance indices  $\gamma_{\min}$ . Comparing Case 3 and Case 4, it can be observed that the piecewise membership function dependency technique adopted in this chapter can significantly reduce the  $\mathcal{H}_\infty$  performance index  $\gamma_{\min}$ , thereby enhancing the system's  $\mathcal{H}_\infty$  performance.

TABLE III: Parameter Values for Different Cases

Case	$\tilde{q}$	$E$	$F$
1	$I_{n_x}$	$0.17I_{n_x}$	$I_{n_x}$
2	$[0_{n_x} \ 0_{n_x} \ 0_{n_x} \ I_{n_x}]$	$\begin{bmatrix} 0.01 \\ 0.01 \\ 0.01 \\ 0.17 \end{bmatrix} I_{n_x}$	$I_{n_x}$
3	$[0.01 \ 0.07 \ 0.08 \ 0.84] I_{n_x}$	$\begin{bmatrix} 0.01 \\ 0.01 \\ 0.15 \\ 0.3 \end{bmatrix} I_{n_x}$	$I_{n_x}$
4	$[0.01 \ 0.07 \ 0.08 \ 0.84] I_{n_x}$	$\begin{bmatrix} 0.01 \\ 0.01 \\ 0.15 \\ 0.3 \end{bmatrix} I_{n_x}$	$I_{n_x}$

In Table II, the triggering rates (TRs) are a metric used to measure the frequency of event triggers, calculated as follows:

$$\text{TRs} = \frac{\text{Total number of event trigger times}}{\text{Total number of sampling times}}$$

Comparing Case 1 and Case 2, it can be observed that as the number of stored historical time points  $\kappa$  increases, the system's TRs also increase. This indicates that under the same dynamic event-triggering mechanism, a memory-based controller leads to more event triggers compared to

a traditional memoryless controller. Comparing Case 2 and Case 3, it can be observed that, compared to ordinary dynamic event-triggering mechanisms, the TRs under a memory-based dynamic event-triggering mechanism generally decrease as  $\kappa$  increases. Comparing Case 3 and Case 4, it can be observed that the piecewise membership function dependency technique adopted in this chapter can also reduce the system's TRs to some extent.

To observe the detailed event triggering conditions of the system as well as the response curves of the output signals and control signals, specifically, for Case 2, Case 3, and Case 4, let  $\kappa = 4$ , and some other parameter values are shown in Table III.

In the specific cases shown in Table III, the minimum performance indices  $\gamma_{\min}$  for the  $\mathcal{H}_\infty$  performance of Case 1, Case 2, Case 3, and Case 4 are 23.4932, 8.5799, 4.8512, and 0.5194, respectively. This result aligns with the conclusions drawn in the previous section: compared to traditional memoryless  $\mathcal{H}_\infty$  output feedback controllers, memory-based  $\mathcal{H}_\infty$  output feedback controllers exhibit stronger robustness; under a memory-based dynamic event-triggering mechanism, the robustness of memory-based  $\mathcal{H}_\infty$  output feedback controllers is slightly stronger than that under an ordinary dynamic event-triggering mechanism; and compared to memory-based dynamic event-triggering with independent membership functions, the memory-based dynamic event-triggering with piecewise membership function dependency technique results in even stronger robustness.

Figure 2 shows the number of event triggers under different strategies. In Figure 2, the TRs for Case 1, Case 2, Case 3, and Case 4 are 0.23, 0.28, 0.22, and 0.21, respectively. This generally aligns with the previously discussed results: due to the introduction of the memory-based output feedback control method, the TRs for Case 2 are higher than those for Case 1; then, due to the introduction of the memory-based dynamic event-triggering mechanism, the TRs for Case 3 are significantly lower than those for Case 2 and also lower than those for Case 1; finally, the piecewise membership function dependency technique further reduces the TRs for Case 4.

Figure 3 and Figure 4 respectively describe the output signals  $y_1$  from the controlled system in Case 1, Case 2, Case 3, and Case 4, as well as the output signals  $y_{1\text{triggered}}$  transmitted to the controller end after event triggering and random channel fading.

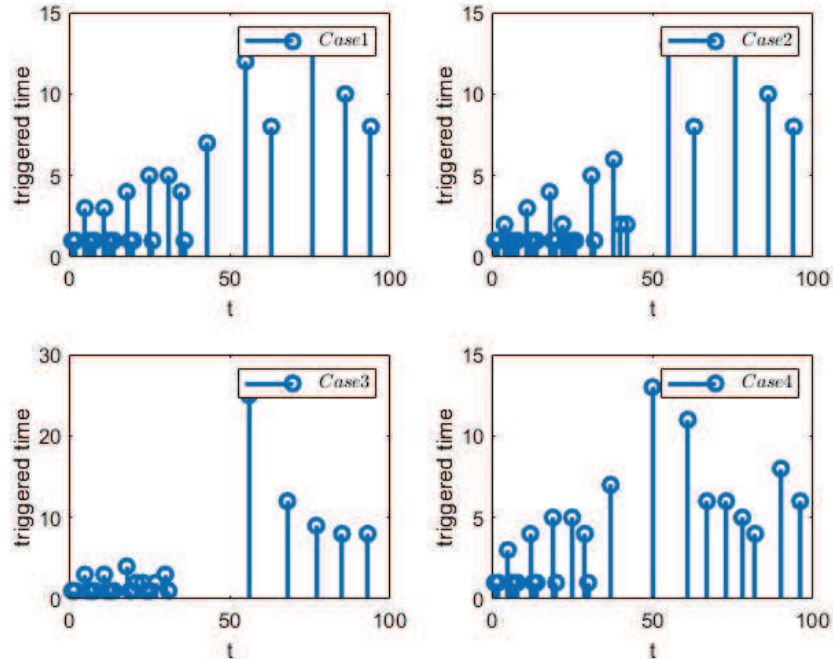


Fig. 2: Triggered time of different Cases

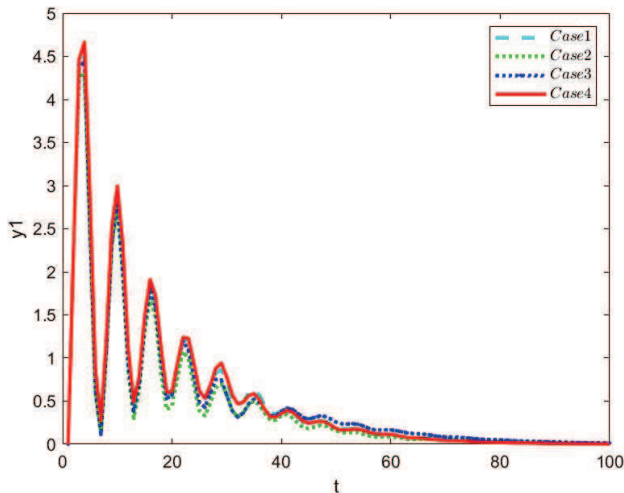


Fig. 3: Output signal  $y_1$  responses of different Cases

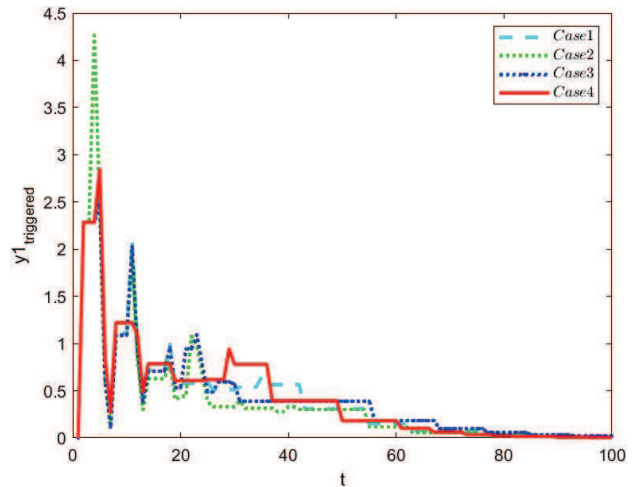


Fig. 4: Triggered output signal  $y_{1\text{triggered}}$  responses of different Cases

Figure 5 and Figure 6 respectively describe the output signals  $y_2$  from the controlled system in Case 1, Case 2, Case 3, and Case 4, as well as the output signals  $y_{2\text{triggered}}$  transmitted to the controller end after event triggering and random channel fading.

Figure 7 describes the response curves of the control signals in Case 1, Case 2, Case 3, and Case 4.

By observing the response curves described in Figures 3, 4, 5, 6, and 7, it can be concluded that the different strategies have similar response curves and control performance, all of which are stable and effective. Among them, Case 4 has a slight advantage. Under the same performance, the strategy with a memory-based dynamic event-triggering mechanism

and memory-based output feedback with membership function dependency can achieve superior  $\mathcal{H}_\infty$  performance with fewer trigger events.

## V. CONCLUSIONS

This paper presents a novel design method for a discrete-time MDETMOF controller tailored for IT2 fuzzy systems. The approach ensures mean-square exponential stability and achieves satisfactory  $\mathcal{H}_\infty$  performance  $\gamma$  in the presence of channel fading and actuator failures. Leveraging MDETMOF minimizes data transmission frequency, while employing a MOF strategy reduces design conservatism. Real-world issues

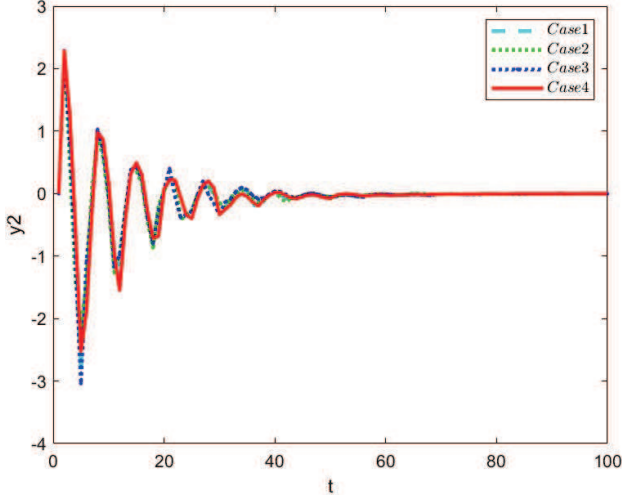


Fig. 5: Output signal  $y_1$  responses of different Cases

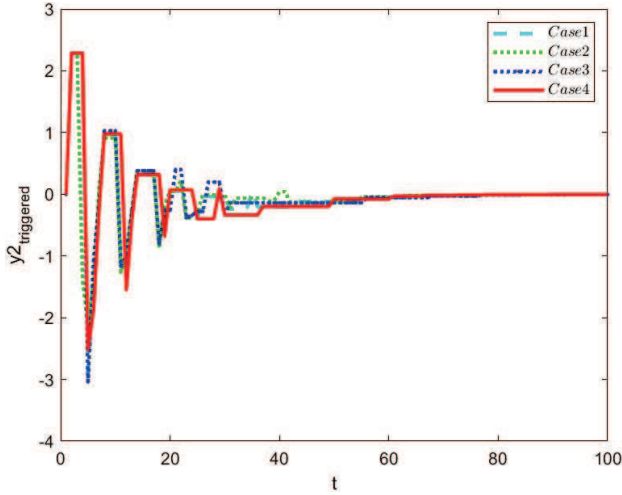


Fig. 6: Triggered output signal  $y_{2_{triggered}}$  responses of different Cases

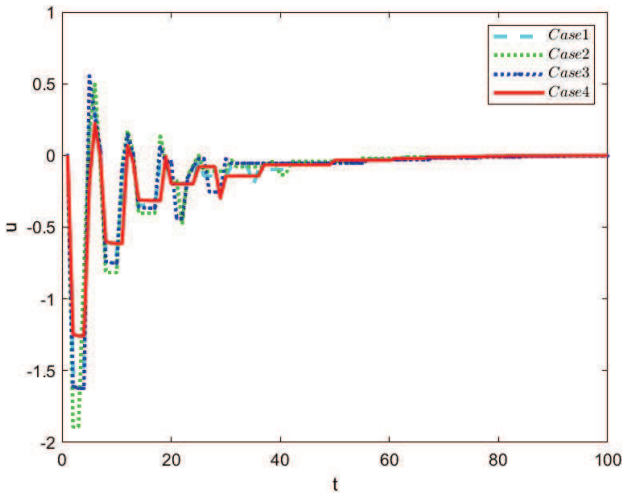


Fig. 7: Control signal responses of different Cases

such as channel fading and actuator failures are addressed through comprehensive modeling and incorporated into the

controller design criteria. The problem of imperfectly matched membership functions is handled using a Non-PDC mechanism and an MFD stability analysis method. Simulation results demonstrate that the designed controller improves robust performance, reduces triggering frequency, and exhibits strong resilience against channel fading. Compared to memoryless or membership-function-independent methods, this technique offers superior performance, as verified by extensive simulations. Future work will focus on further reducing design conservatism and addressing more complex networked control challenges.

#### APPENDIX

**Lemma A1.** [44] Suppose that there exist real matrices  $\mathcal{M}$ ,  $\mathcal{W}$ ,  $\mathcal{X}$  and  $\mathcal{Y}$ , the following two statements are equivalent. 1)

1) The following conditions hold:

$$\begin{bmatrix} \mathcal{M} & \\ \mathcal{W}^T + \epsilon \mathcal{Y} & -\epsilon \mathcal{X} - \epsilon \mathcal{X}^T \end{bmatrix} < 0,$$

where  $\epsilon$  is a real constant scalar.

2) The following inequality is solvable:

$$\mathcal{M} + \mathcal{W} \mathcal{X}^{-1} \mathcal{Y} + \mathcal{Y}^T \mathcal{X}^{-T} \mathcal{W}^T < 0.$$

**Lemma A2.** [43] Consider the given constant  $0 < \bar{h} < 1$  and Lyapunov function  $V(x(t)) = x^T(t)P x(t)$ , the discrete-time closed-loop fuzzy system (21) is exponentially stable in the mean-square sense, if the following inequality is satisfied:

$$\begin{aligned} \mathbb{E}\{\Delta V(x(t))\} &= \mathbb{E}\{V(x(t+1)) - V(x(t))\} \\ &\leq -\bar{h} \mathbb{E}\{V(x(t))\}. \end{aligned}$$

Therefore, for  $t \in [t_l, t_{l+1})$ , it holds that

$$\mathbb{E}\{V(x(t))\} \leq (1 - \bar{h})^{(t-t_l)} \mathbb{E}\{V(x(t_l))\}.$$

Then, one can achieve that

$$\begin{aligned} \mathbb{E}\{V(x(t))\} &\leq (1 - \bar{h})^{(t-t_l)} \mathbb{E}\{V(x(t_l))\} \\ &\leq \dots \leq (1 - \bar{h})^{(t-t_0)} \mathbb{E}\{V(x(t_0))\}. \end{aligned}$$

On the other hand, for the Lyapunov function,

$$a \mathbb{E}\{\|x(t)\|^2\} \leq \mathbb{E}\{V(x(t))\} \leq b \mathbb{E}\{\|x(t)\|^2\}$$

with  $a = \lambda_{\min}(P)$  and  $b = \lambda_{\max}(P)$ .

By the way,

$$\begin{aligned} \mathbb{E}\{\|x(t)\|^2\} &\leq \left(\frac{1}{a}\right) \mathbb{E}\{V(x(t))\} \\ &\leq \left(\frac{1}{a}\right) (1 - \bar{h})^{(t-t_0)} \mathbb{E}\{V(x(t_0))\} \\ &\leq \left(\frac{b}{a}\right) (1 - \bar{h})^{(t-t_0)} \mathbb{E}\{\|x(t_0)\|^2\}. \end{aligned}$$

Denoting  $\bar{h} = (1 - \bar{h})$  and  $c = \left(\frac{b}{a}\right)$ ,

$$\mathbb{E}\{\|x(t)\|^2\} \leq c \bar{h}^{(t-t_0)} \mathbb{E}\{\|x(t_0)\|^2\}.$$

Consider about Definition II-E, the system is mean-square exponentially, which completes the proof.

## REFERENCES

- [1] M. Chadli and H. R. Karimi. Robust observer design for unknown inputs Takagi-Sugeno models. *IEEE Transactions on Fuzzy Systems*, 21(1): 158-164, 2013.
- [2] C. Zhang, H. K. Lam, J. Qiu, C. Liu, and Q. Chen. A new design of membership-function-dependent controller for T-S fuzzy systems under imperfect premise matching. *IEEE Transactions on Fuzzy Systems*, 27(7): 1428-1440, 2019.
- [3] H. K. Lam. A review on stability analysis of continuous-time fuzzy-model-based control systems: From membership-function-independent to membership-function-dependent analysis. *Engineering Applications of Artificial Intelligence*, 67: 390-408, 2018.
- [4] J. Qiu, H. Gao, and S. X. Ding. Recent advances on fuzzy-model-based nonlinear networked control systems: A survey. *IEEE Transactions on Industrial Electronics*, 63(2): 1207-1217, 2016.
- [5] F. Amini and H. Khaloozadeh. Robust fuzzy stabilisation of interval plants. *International Journal of Systems Science*, 48(2): 436-450, 2017.
- [6] G. Feng. A survey on analysis and design of model-based fuzzy control systems. *IEEE Transactions on Fuzzy Systems*, 14(5): 676-697, 2006.
- [7] J. Dong, Q. Hou, and M. Ren. Control synthesis for Discrete-time T-S fuzzy systems based on membership function-dependent  $H_\infty$  performance. *IEEE Transactions on Fuzzy Systems*, 28(12): 3360-3366, 2020.
- [8] Y. Pan, P. Du, H. Xue, and H. K. Lam. Singularity-free fixed-time fuzzy control for robotic systems with user-defined performance. *IEEE Transactions on Fuzzy Systems*, 29(8): 2388-2398, 2021.
- [9] M. Wang, J. Qiu, and G. Feng. Finite frequency memory output feedback controller design for T-S fuzzy dynamical systems. *IEEE Transactions on Fuzzy Systems*, 26(6): 3301-3313, 2018.
- [10] M. Wang, J. Qiu, and G. Feng. A novel piecewise affine filtering design for T-S fuzzy affine systems using past output measurements. *IEEE Transactions on Cybernetics*, 50(4): 1509-1518, 2020.
- [11] W. Ji, J. Qiu, and H. R. Karimi. Fuzzy-model-based output feedback sliding-mode control for discrete-time uncertain nonlinear systems. *IEEE Transactions on Fuzzy Systems*, 28(8): 1519-1530, 2020.
- [12] J. M. Mendel and R. I. B. John. Type-2 fuzzy sets made simple. *IEEE Transactions on Fuzzy Systems*, 10(2): 117-127, 2002.
- [13] J. M. Mendel, R. I. John, and F. Liu. Interval type-2 fuzzy logic systems made simple. *IEEE Transactions on Fuzzy Systems*, 14(6): 808-821, 2006.
- [14] H. K. Lam and L. D. Seneviratne. Stability analysis of interval type-2 fuzzy-model-based control systems. *IEEE Transactions on Systems, Man, and Cybernetics, Part B: Cybernetics*, 38(3): 617-628, 2008.
- [15] Y. Y. Han and S. S. Zhou. Performance analysis and extended dissipative controller design for Ito stochastic-delayed IT2 fuzzy models. *International Journal of Systems Science*, 51(9): 1511-1527, 2020.
- [16] H. K. Lam, H. Li, C. D. E. L. Secco, H. A. Wurdemann, and K. Althoefer. Control design for interval type-2 fuzzy systems under imperfect premise matching. *IEEE Transactions on Fuzzy Systems*, 61(2): 958-968, 2014.
- [17] A. Sala and C. Ariño. Relaxed stability and performance LMI conditions for Takagi-Sugeno fuzzy systems with polynomial constraints on membership function shapes. *IEEE Transactions on Fuzzy Systems*, 16(5): 1328-1336, 2008.
- [18] A. Sala and C. Ariño. Relaxed stability and performance conditions for Takagi-Sugeno fuzzy systems with knowledge on membership function overlap. *IEEE Transactions on Systems, Man, and Cybernetics, Part B: Cybernetics*, 37(3): 727-732, 2007.
- [19] H. K. Lam. A review on stability analysis of continuous-time fuzzy-model-based control systems: From membership-function-independent to membership-function-dependent analysis. *Engineering Applications of Artificial Intelligence*, 67: 390-408, 2018.
- [20] H. K. Lam and M. Narimani. Stability analysis and performance design for fuzzy-model-based control under imperfect premise matching. *IEEE Transactions on Fuzzy Systems*, 17(4): 949-961, 2009.
- [21] H. K. Lam and F. H. F. Leung. Stability analysis of fuzzy control systems subject to uncertain grades of membership. *IEEE Transactions on Systems, Man, and Cybernetics*, 35(6): 1322-1325, 2005.
- [22] H. K. Lam and M. Narimani. Quadratic-stability analysis of fuzzy-model-based control systems using staircase membership functions. *IEEE Transactions on Fuzzy Systems*, 18(1): 125-137, 2010.
- [23] Y. Ebihara, D. Peaucelle, and D. Arzelier. Periodically time-varying memory state-feedback controller synthesis for discrete-time linear systems. *Automatica*, 47(1): 14-25, 2011.
- [24] J. F. Tregouet, D. Peaucelle, D. Arzelier, and Y. Ebihara. Periodic memory state-feedback controller: New formulation analysis and design results. *IEEE Transactions on Automatic Control*, 58(8): 1986-2000, 2013.
- [25] D. H. Lee, Y. H. Joo, and M. H. Tak. Periodically time-varying memory static output feedback control design for discrete-time LTI systems. *Automatica*, 52: 47-54, 2015.
- [26] Y. Pan and G. H. Yang. Event-driven fault detection for discrete-time interval type-2 fuzzy systems. *IEEE Transactions on Systems, Man, and Cybernetics: Systems*, 51(8): 4959-4968, 2021.
- [27] M. Wang, H. K. Lam, J. Qiu, and Z. Li. Fuzzy-affine-model based filtering design for continuous-time Roesser-type two-dimensional nonlinear systems. *IEEE Transactions on Cybernetics*, 2022, doi.org/10.1109/TCYB.2022.3163191.
- [28] M. Wang, J. Qiu, H. Yan, Z. Li, and Y. Li. Static output feedback control for uncertain roesser-type continuous-time two-dimensional piecewise affine systems. *Science China Information Sciences*, doi.org/10.1007/s11432-021-3486-9.
- [29] C. Yuan and F. Wu. Exact-memory and memoryless control of linear systems with time-varying input delay using dynamic IQCs. *Automatica*, 77: 246-253, 2017.
- [30] M. Wang, G. Feng, J. Qiu, H. Yan, and H. Zhang. Fault detection filtering design for discrete-time interval type-2 T-S fuzzy systems in finite frequency domain. *IEEE Transactions on Fuzzy Systems*, 29(2): 213-225, 2021.
- [31] B. Hu. Stochastic stability analysis for vehicular networked systems with state-dependent bursty fading channels: A self-triggered approach. *Automatica*, 123: 1873-2836, 2021.
- [32] X. M. Li, B. Zhang, P. S. Li, Q. Zhou, and R. Q. Lu. Finite-horizon  $H_\infty$  state estimation for periodic neural networks over fading channels. *IEEE Transactions on neural networks and learning systems*, 31(5): 2162-2388, 2020.
- [33] L. Su and G. Chesi. On the design of output feedback controllers for LTI systems over fading channels. *IEEE Transactions on Automatic Control*, 63(5): 1503-1508, 2018.
- [34] J. Song, Y. Niu, and S. Wang. Robust finite-time dissipative control subject to randomly occurring uncertainties and stochastic fading measurements. *Journal of the Franklin Institute-Engineering and Applied Mathematics*, 354(9): 3706-3723, 2017.
- [35] S. Zhang, Z. Wang, D. Ding, G. Wei, F. E. Alsaadi, and T. Hayat. A gain-scheduling approach to nonfragile  $H_\infty$  fuzzy control subject to fading channels. *IEEE Transactions on Fuzzy Systems*, 26(1): 142-154, 2018.
- [36] J. Li and Y. Niu. Sliding mode control subject to Rice channel fading. *IET Control Theory and Applications*, 13(16): 2529, 2019.
- [37] K. Y. Han, S. W. Lee, J. S. Lim, and K. M. Sung. Channel estimation for OFDM with fast fading channels by modified Kalman filter. *IEEE Transactions on Consumer Electronics*, 50(2): 443-449, 2004.
- [38] D. Ding, Z. Wang, B. Shen, and H. Dong. Envelope-constrained  $H_\infty$  filtering with fading measurements and randomly occurring nonlinearities: The finite horizon case. *Automatica*, 55: 37-45, 2015.
- [39] Y. Zhang, Z. Wang, L. Zou, and H. Fang. Event-based finite-time filtering for multirate systems with fading measurements. *IEEE Transactions on Aerospace and Electronic Systems*, 53(3): 1431-1441, 2017.
- [40] N. Nafir, Z. Ahmida, K. Guelton, F. Bourahala, and M. Rouamel. Improved robust  $H_\infty$  stability analysis and stabilisation of uncertain and disturbed networked control systems with network-induced delay and packets dropout. *International Journal of Systems Science*, 52(16): 3493-3510, 2021.
- [41] E. Z. Cao, B. L. Zhang, Z. H. Cai, B. R. Wang, and Q. Li. Memory-event-triggering  $H_\infty$  reliable control for networked jacket platforms against earthquakes and stochastic actuator faults. *International Journal of Systems Science*, 52(6): 1171-1191, 2021.
- [42] V. Nithya, R. Sakthivel, F. Alzahrani, and Y. K. Ma. Fault-tolerant  $H_\infty$  filtering for fuzzy networked control systems with quantisation effects. *International Journal of Systems Science*, 51(7): 1149-1161, 2020.
- [43] S. Zhang, Z. Wang, D. Ding, G. Wei, F. E. Alsaadi, and T. Hayat. A gain-scheduling approach to nonfragile  $H_\infty$  fuzzy control subject to fading channels. *IEEE Transactions on Fuzzy Systems*, 26(1): 142-154, 2018.
- [44] J. Zhou, J. H. Park, and Q. Kong. Robust resilient  $L_2 - L_\infty$  control for uncertain stochastic systems with multiple time delays via dynamic output feedback. *Journal of the Franklin Institute - Engineering and Applied Mathematics*, 353(2016):3078-3103, 2016.
- [45] H. K. Lam and L. D. Seneviratne. Stability analysis of interval type-2 fuzzy-model-based control systems. *Journal of the Franklin Institute - Engineering and Applied Mathematics*, 38(3):617-628, 2008.

- [46] Y. Pan and G. H. Yang. Event-driven fault detection for discrete-time interval type-2 fuzzy systems. *IEEE Transactions on Systems, Man, and Cybernetics: Systems*, 51(8):4959-4968, 2021.
- [47] B. Jiang, H. R. Karimi, Y. Kao and C. Gao. Adaptive control of nonlinear semi-markovian jump T-S fuzzy systems with immeasurable premise variables via sliding mode observer. *IEEE Transactions on Cybernetics*, 50(2):810-820, 2020.
- [48] Z. Zhang, S. F. Su and Y. Niu. Dynamic event-triggered control for interval type-2 fuzzy systems under fading channel. *IEEE Transactions on Cybernetics*, 51(11):5342-5351, 2021.
- [49] Y. Pan, Q. Li, H. Liang and H. K. Lam. A novel mixed control approach for fuzzy systems via membership functions online learning policy. *IEEE Transactions on Fuzzy Systems*, 2021. doi: 10.1109/TFUZZ.2021.3130201.
- [50] Y. Pan and G. H. Yang. Event-driven fault detection for discrete-time interval type-2 fuzzy systems. *IEEE Transactions on Systems, Man, and Cybernetics: Systems*, 51(8): 4959-4968,2021.
- [51] Y. Pan, Y. Wu and H. K. Lam. Security-based fuzzy control for nonlinear networked control systems with DoS attacks via a resilient event-triggered scheme. *IEEE Transactions on Fuzzy Systems*, 2022. doi: 10.1109/TFUZZ.2022.3148875.
- [52] Hejun Yao, Fushun Yuan, Zheng Yuan. A new exponentially stable sliding mode control approach for a class of uncertain discrete systems with time delay. *2012 24th Chinese Control and Decision Conference (CCDC)*, Taiyuan, China: IEEE, 2012, pp. 448–453.
- [53] X. Ge, Q. Han, Z. Wang. A dynamic event-triggered transmission scheme for distributed set-membership estimation over wireless sensor networks. *IEEE Transactions on Cybernetics*, 49(1): 171–183, 2019.
- [54] H.-K. Lam, H. Li, C. D. E. L. Secco, H. A. Wurdemann, and K. Althofer, "Control design for interval type-2 fuzzy systems under imperfect premise matching," *IEEE Transactions on Industrial Electronics*, vol. 61, no. 2, pp. 958-968, Feb. 2014.