

INVARIANCE ANALYSIS, SYMMETRY REDUCTION AND CONSERVATION LAWS FOR A BIOLOGICAL POPULATION MODEL IN POROUS MEDIA

Urvashi Joshi¹, Aniruddha Kumar Sharma², Rajan Arora³

^{1,2,3} Department of Applied Mathematics and Scientific Computing,

Indian Institute of Technology, Roorkee, India

¹urvashi_j@amsc.iitr.ac.in, ²aniruddha_s@as.iitr.ac.in,

³rajan.arora@as.iitr.ac.in. (Corresponding Author)

Abstract

This research paper talks about using complex mathematical tools to study and figure out the behavior of biological populations in porous media. Porous media offer a unique environment where various factors, including fluid flow and nutrient diffusion, significantly influence population dynamics. The theory of Lie symmetries is used to find inherent symmetries in the governing equation of the population model, helping to find conservation laws and invariant solutions. The derivation and analysis of the optimal system provide insights into the most influential parameters affecting population growth and distribution. Furthermore, the study explores the construction of invariant solutions, which aid in characterizing long-term population behavior. The article concludes with the non-linear self-adjointness property and conservation laws for the model.

Keywords: Biological population model, Porous media, Lie symmetric analysis, Symmetric group, Optimal subalgebra, Parameter analysis, Self-adjointness, Conservation laws.

1 Introduction

In many scientific and technical domains, including biology, fluid dynamics, heat transfer, structural mechanics, electromagnetics, image processing, and optimization, partial differential equations (PDEs), are essential tools for modeling and resolving a broad variety of real-world issues. Mathematical models in biology are utilized to depict and examine several biological phenomena, including population dynamics, disease transmission, and cellular function. These models are commonly constructed using ordinary differential equations (ODEs) and partial differential equations (PDEs), which are employed to depict the rates of change of biological variables over time and space.

Lie symmetry methods ([1–4]) have proven effective in addressing a diverse array of issues in physics, engineering, and biology, such as the study of population dynamics in different contexts ([5–9]). The existence of symmetries in the fundamental equation is the foundation of these methods, which can be utilized to simplify the problem and provide exact solutions. The model takes into account the impact of regional heterogeneity, diffusion, and nonlinear interactions among microbes, which are typical characteristics of population dynamics in the real world. The Lie symmetry approach is employed to ascertain the symmetries of the model and simplify the problem into ordinary differential equations (ODEs) that may be solved by analytical means. The resultant solutions offer vital insights into the population's behavior.

Finding all group-invariant solutions to a PDE using Lie algebra is a challenging task due to the number of subalgebras and symmetry reductions. Ovsiannikov [4] and Olver ([3, 10]) introduced an ideal system for the Lie subalgebra, while Petera et al. [11] advanced the method to analyze various examples of an optimal system for the Lie group in mathematical physics. Recently, researchers have applied this refined and expanded approach to develop optimal systems essential to finding invariant solutions to given PDE systems ([12–15]).

Non-linear self-adjointness property is crucial in deriving conservation laws for differential equations, particularly in non-linear systems ([16–18]). A self-adjoint equation can be transformed into its adjoint without

changing form, aiding in the identification of conserved quantities like energy or momentum. This concept extends classical approaches, allowing for the construction of conservation laws in cases where traditional symmetries are absent.

1.1 Governing Model

Mathematical modeling is crucial for regulating migration and understanding population density. The coordinate $\vec{x} = (x, y)$ in the spatial domain \mathbb{C} and the temporal domain t play three essential roles in describing the spread of a biological species in the region. The functions in the model are denoted as population density $\phi(\vec{x}, t)$, diffusion velocity $v(\vec{x}, t)$, and population supply $f(\vec{x}, t)$. The entities ϕ , v , and f are required to comply with the population balance rule in the following manner for normal sub-region \mathbb{U} of \mathbb{C} and at time t

$$\frac{d}{dt} \int_{\mathbb{U}} \phi dV + \int_{\partial\mathbb{U}} \phi \vec{v} \cdot \hat{n} dA = \int_{\mathbb{U}} f dV, \quad (1.1)$$

where \hat{n} denotes the outward unit normal to the boundary $\partial\mathbb{U}$ of \mathbb{U} . From Eq. (1.1), the supply rate of individuals to \mathbb{U} must satisfy the change in the population of \mathbb{U} and the departure rate of individuals from \mathbb{U} over its boundary.

Now, we assume $f = f(\phi)$ and $\vec{v} = -\lambda(\phi)\Delta\phi$, where Δ denotes the Laplace operator, with the property that $\lambda'(\phi) = 0$ for $\phi = 0$ and $\lambda'(\phi) > 0$ for $\phi > 0$. Then, the population density ϕ involves a 2D non-linear degenerate parabolic PDE as follows:

$$\frac{\partial\phi}{\partial t} = \frac{\partial^2\lambda(\phi)}{\partial x^2} + \frac{\partial^2\lambda(\phi)}{\partial y^2} + f(\phi), \quad t \geq 0 \text{ and } x, y \in R. \quad (1.2)$$

Gurney and Nisbet [19] used $\lambda(\phi)$ as a particular case to show the animal population. Most migrations occur when young animals seek breeding sites or mature animals invade new territories, often moving toward areas with lower population density. Movement is typically faster in regions with higher population density. With $\lambda(\phi) = \phi^2$, the provided model generates Eq. (1.3), a two-dimensional non-linear degenerate parabolic partial differential equation:

$$\frac{\partial\phi}{\partial t} = \frac{\partial^2\phi^2}{\partial x^2} + \frac{\partial^2\phi^2}{\partial y^2} + f(\phi), \quad (1.3)$$

$$\phi_t - 2\phi_x^2 - 2\phi\phi_{xx} - 2\phi_y^2 - 2\phi\phi_{yy} - f(\phi) = 0. \quad (1.4)$$

- a) $f(\phi) = h\phi$; $h = \text{constant}$ (Malthusian law) [20].
- b) $f(\phi) = h_1\phi - h_2\phi^2$; $h_1, h_2 = \text{positive constant}$ (Verhulst law) ([20, 21]).
- c) $f(\phi) = -h\phi^\theta$; $(h \geq 0, 0 < \theta < 1)$ Porous media ([22, 23]).

The Malthusian growth model, introduced by Thomas Malthus in 1798, suggests that the population grows exponentially while the food supply increases arithmetically, leading to a potential mismatch that can cause famine, poverty, and conflict. In contrast, the Verhulst Law, or logistic equation, developed by Pierre-François Verhulst in the 1830s, models population growth as limited by available resources. Unlike the Malthusian model, which assumes unlimited growth, the logistic equation accounts for resource constraints, making it widely applicable in ecology and population dynamics ([24, 25]).

The equation was subsequently found and widely disseminated by Raymond Pearl and Lowell Reed during the early 20th century. This paper will examine the model in porous medium, which assumes $f(\phi) = -h\phi^\theta$. Here, h is the population growth rate and θ is a porous constant. Then we have the following equation:

$$\Delta : \phi_t - 2\phi_x^2 - 2\phi\phi_{xx} - 2\phi_y^2 - 2\phi\phi_{yy} + h\phi^\theta = 0, \quad (1.5)$$

where $0 < \theta < 1$, $h \geq 0$ and $t > 0$, $x, y \in R$.

1.2 Outline

The paper aims to achieve three main objectives, firstly, to determine an optimal system, secondly, to search for multiple new exact solutions, and thirdly, to derive conservation laws. Section 2 will involve identifying the symmetries of Eq. (1.5) using the Lie group technique. In section 3, we identify the symmetry group of the model. In section 4, we establish the optimal system of subalgebra. In section 5, we find group-invariant solutions using optimal system and parameter analysis. In section 6, we demonstrate the non-linear self-adjointness property for Eq. (1.5). In section 7, we establish the conservation laws using the non-linear self-adjointness property for Eq. (1.5). The conclusions will provide insight into the physical meaning of the results.

2 Lie Point Symmetries

The Lie group of transformation with ε as a small parameter, acting on the dependent variable ϕ , independent variables x , y , and t for Eq. (1.5), is denoted as

$$\begin{aligned}\hat{x} &= x + \varepsilon\xi_1(x, y, t, \phi) + O(\varepsilon^2), \\ \hat{y} &= y + \varepsilon\xi_2(x, y, t, \phi) + O(\varepsilon^2), \\ \hat{t} &= t + \varepsilon\xi_3(x, y, t, \phi) + O(\varepsilon^2), \\ \hat{\phi} &= \phi + \varepsilon\xi_4(x, y, t, \phi) + O(\varepsilon^2),\end{aligned}\tag{2.6}$$

where $\xi_1, \xi_2, \xi_3, \xi_4$ are the infinitesimals generator for Eq. (1.5) which are to be determined and ensure that the equation remains invariant.

Thus, the Lie algebra that is associated with this will be of the following form ([1–4]):

$$\mathbb{Z} = \xi_1(x, y, t, \phi)\partial_x + \xi_2(x, y, t, \phi)\partial_y + \xi_3(x, y, t, \phi)\partial_t + \xi_4(x, y, t, \phi)\partial_\phi.\tag{2.7}$$

The invariance is $Pr^{(2)}\mathbb{Z}(\Delta) = 0$, where $\Delta = 0$ for Eq. (1.5) and $Pr^{(2)}$ is the second-order prolongation of \mathbb{Z} for the test Eq. (1.5).

We applied $Pr^{(2)}\mathbb{Z}$ to the model (1.5) in order to obtain an overdetermined system of the coupled PDEs.

$$Pr^{(2)} = \mathbb{Z} + \xi_4^t \frac{\partial}{\partial \phi_t} + \xi_4^x \frac{\partial}{\partial \phi_x} + \xi_4^{xx} \frac{\partial}{\partial \phi_{xx}} + \xi_4^y \frac{\partial}{\partial \phi_y} + \xi_4^{yy} \frac{\partial}{\partial \phi_{yy}} + \xi_4 \frac{\partial}{\partial \phi}.\tag{2.8}$$

The invariant condition is obtained by applying the above prolongation to the model (1.5) as follows:

$$\xi_4^t - 4\phi_x \xi_4^x - 2\phi \xi_4^{xx} - 2\phi_{xx} \xi_4 - 4\phi_y \xi_4^y - 2\phi \xi_4^{yy} - 2\phi_{yy} \xi_4 = 0.\tag{2.9}$$

The following system of PDEs has been generated using Maple, a computer algebra software:

$$\begin{aligned}(\xi_1)_t = 0 = (\xi_1)_\phi, \quad (\xi_1)_x &= \frac{(\xi_3)_t(\theta - 2)}{2(\theta - 1)}, \quad (\xi_1)_y = -(\xi_2)_x, \quad (\xi_2)_t = 0 = (\xi_2)_\phi, \\ (\xi_2)_y &= \frac{(\theta - 2)(\xi_3)_t}{2(\theta - 1)}, \quad (\xi_2)_{xx} = 0, \quad (\xi_3)_{tt} = 0 = (\xi_3)_u = (\xi_3)_x = (\xi_3)_y, \quad \xi_4 = -\frac{u(\xi_3)_t}{(\theta - 1)}.\end{aligned}\tag{2.10}$$

After solving the system of PDEs in Eq. (2.10), we obtain the required infinitesimal generators as follows:

$$\begin{aligned}\xi_1 &= \frac{c_1(\theta - 2)x}{2(\theta - 1)} + c_3y + c_4, \\ \xi_2 &= -c_3x + \frac{c_1(\theta - 2)y}{2(\theta - 1)} + c_5, \\ \xi_3 &= c_1t + c_2, \quad \xi_4 = -\frac{c_1\phi}{(\theta - 1)},\end{aligned}\tag{2.11}$$

where c_i 's ; $i = 1, 2, 3, 4, 5$ are the arbitrary constants.

Following the Lie symmetry method ([1-4]), we get the Lie algebra of symmetries for Eq. (1.5) as follows:

$$\begin{aligned} X_1 &= \gamma \partial_x + \gamma \partial_y + t \partial_t - \frac{\phi}{(\theta - 1)} \partial_\phi, \\ X_2 &= \partial_t, \quad X_3 = y \partial_x - x \partial_y, \quad X_4 = \partial_x, \quad X_5 = \partial_y, \end{aligned} \quad (2.12)$$

where $\gamma = \frac{(\theta-2)}{2(\theta-1)}$; $\theta \in (0, 1)$.

Now, we obtain Table 1 of commutation, which has entries like $[X_i, X_j] = X_i X_j - X_j X_i$.

\star	X_1	X_2	X_3	X_4	X_5
X_1	0	$-X_2$	0	$-\gamma X_4$	$-\gamma X_5$
X_2	X_2	0	0	0	0
X_3	0	0	0	X_5	$-X_4$
X_4	γX_4	0	$-X_5$	0	0
X_5	γX_5	0	X_4	0	0

Table 1: Commutation Table

An infinite group of transformations of Eq. (1.5) is generated by the infinite-dimensional Lie algebra spanned by Eq. (2.12). It is necessary to combine all equivalent subalgebras into a single category and select an agent from each category. The combination of agents is referred to as an optimal system.

Hence, each infinitesimal of Eq. (1.5) is appropriately represented as a linear combination of X_i and \mathcal{X} is expressed as:

$$\mathcal{X} = \alpha_1 X_1 + \alpha_2 X_2 + \alpha_3 X_3 + \alpha_4 X_4 + \alpha_5 X_5.$$

3 Symmetry Group of Model

Let the one-parameter group \tilde{G}_i generated by X_i ; $i = 1, 2, \dots, 5$, be

$$\tilde{G}_i : (x, y, t, \phi) \rightarrow (\tilde{x}, \tilde{y}, \tilde{t}, \tilde{\phi}), \quad (3.13)$$

that produces some invariant solutions from the known ones. We need to solve the following system of ODEs:

$$\frac{d}{d\varepsilon} (\tilde{x}, \tilde{y}, \tilde{t}, \tilde{\phi}) = \Gamma(\tilde{x}, \tilde{y}, \tilde{t}, \tilde{\phi}) \quad \text{with} \quad (\tilde{x}, \tilde{y}, \tilde{t}, \tilde{\phi}) \Big|_{\varepsilon=0} = (x, y, t, \phi), \quad (3.14)$$

where ε is an arbitrary real parameter and

$$\Omega = \xi_1 \phi_x + \xi_2 \phi_y + \xi_3 \phi_t + \xi_4 \phi. \quad (3.15)$$

According to different ξ_1, ξ_2, ξ_3 and ξ_4 , we have following groups:

$$\begin{aligned} \tilde{G}_1 &: \left(x e^{\gamma \varepsilon}, y e^{\gamma \varepsilon}, t e^{\varepsilon}, \phi e^{-\frac{\varepsilon}{\theta-1}} \right) \rightarrow \text{Dilation in } x, y, t \text{ and } \phi, \\ \tilde{G}_2 &: (x, y, t + \varepsilon, \phi) \rightarrow \text{Translation in time } t, \\ \tilde{G}_3 &: (x + \varepsilon y, y - \varepsilon x, t, \phi) \rightarrow \text{Rotation}, \\ \tilde{G}_4 &: (x + \varepsilon, y, t, \phi) \rightarrow \text{Translation in } x, \\ \tilde{G}_5 &: (x, y + \varepsilon, t, \phi) \rightarrow \text{Translation in } y. \end{aligned} \quad (3.16)$$

The right-hand side gives the transformed point $\exp(\varepsilon X_i)(x, y, t, \phi) = (\tilde{x}, \tilde{y}, \tilde{t}, \tilde{\phi})$. Since \tilde{G}_i is a symmetry group and if $\phi = f(x, y, t)$ is a solution of the model (1.5), the corresponding new solutions can be given as:

$$\tilde{G}_1 : \phi = f(xe^{-\gamma\varepsilon}, ye^{-\gamma\varepsilon}, te^{-\varepsilon}) \cdot e^{(\varepsilon/(\theta-1))},$$

$$\tilde{G}_2 : \phi = f(x, y, t - \varepsilon),$$

$$\tilde{G}_3 : \phi = f(x - \varepsilon y, y + \varepsilon x, t),$$

$$\tilde{G}_4 : \phi = f(x - \varepsilon, y, t),$$

$$\tilde{G}_5 : \phi = f(x, y - \varepsilon, t).$$

4 Classification of Optimal Subalgebras

We will develop a one-dimensional optimal system for Eq. (1.5) using the commutator and adjoint tables. An optimal system consists of subalgebras where each subalgebra is equivalent to a unique member under the adjoint representation. Ovsianikov [4] and Olver ([3], [10]) introduced this approach, and Petera et al. [11] further advanced it by applying it to various examples in mathematical physics. The systematic algorithm will guide the construction of the optimal system.

The set of all infinitesimal symmetries of the partial differential equations forms a Lie algebra satisfying skew-symmetry, with each diagonal entry zero under the Lie bracket.

$$[X_i, X_j] = X_i X_j - X_j X_i.$$

By using a commutator table, we obtain the adjoint representation table. In the adjoint table, the entry at (i, j) position is

$$\text{Ad}(\exp(\varepsilon X_i) X_j) = X_j - \varepsilon [X_i, X_j] + \frac{1}{2!} \varepsilon^2 [X_i, [X_i, X_j]] - \dots$$

An invariant π is a real function on the Lie algebra L^5 , i.e., $\pi(\text{Ad}_g(x)) = \pi(x)$ for all $x \in L^5$, generated by X_i .

4.1 Calculation of Invariants

To get the one-dimensional optimal system of L^5 Lie algebra, we have to consider the invariant function for the selection of representative elements as follows:

$$S = \sum_{i=1}^5 \alpha_i X_i \text{ and } M = \sum_{j=1}^5 \beta_j X_j.$$

The adjoint action $\text{Ad}(\exp(\varepsilon M))$ on S is given by

$$\begin{aligned} \text{Ad}(\exp(\varepsilon M)S) &= S - \varepsilon [M, S] + \frac{1}{2!} \varepsilon^2 [M, [M, S]] \dots = e^{-\varepsilon M} S e^{\varepsilon M}. \\ &= (\alpha_1 X_1 + \alpha_2 X_2 + \dots + \alpha_5 X_5) - \varepsilon [\beta_1 X_1 + \dots + \beta_5 X_5, \alpha_1 X_1 + \dots + \alpha_5 X_5] + O(\varepsilon^2). \\ &= (\alpha_1 X_1 + \alpha_2 X_2 + \dots + \alpha_5 X_5) - \varepsilon [\lambda_1 X_1 + \lambda_2 X_2 + \dots + \lambda_5 X_5] + O(\varepsilon^2), \end{aligned}$$

where $\lambda_i = \lambda_i(\alpha_1, \alpha_2, \dots, \alpha_5, \beta_1, \beta_2, \dots, \beta_5)$, $i = 1, 2, 3, 4, 5$ which can be calculated by commutator table and for invariance,

$$\pi(\alpha_1, \alpha_2, \dots, \alpha_5) = \pi(\alpha_1 - \varepsilon \lambda_1, \alpha_2 - \varepsilon \lambda_2, \dots, \alpha_5 - \varepsilon \lambda_5). \quad (4.17)$$

The following is obtained by applying Taylor's expansion to the right-hand side of Eq. (4.17):

$$\lambda_1 \frac{\partial \pi}{\partial \alpha_1} + \lambda_2 \frac{\partial \pi}{\partial \alpha_2} + \dots + \lambda_5 \frac{\partial \pi}{\partial \alpha_5} = 0, \quad (4.18)$$

where $\lambda_1 = 0$, $\lambda_2 = -\alpha_2\beta_1 + \alpha_1\beta_2$, $\lambda_3 = 0$, $\lambda_4 = \gamma(-\alpha_4\beta_1 + \alpha_1\beta_4) - \alpha_5\beta_3 + \alpha_3\beta_5$, $\lambda_5 = \gamma(-\alpha_5\beta_1 + \alpha_1\beta_5) + \alpha_4\beta_3 - \alpha_3\beta_4$. Substituting these values in Eq. (4.18) and extracting the coefficients $\forall \beta_j, 1 \leq j \leq 5$, the system of first-order PDEs can be obtained as follows:

$$\begin{aligned}
\beta_1 : -\alpha_2 \frac{\partial \pi}{\partial \alpha_2} - \gamma \alpha_4 \frac{\partial \pi}{\partial \alpha_4} - \gamma \alpha_5 \frac{\partial \pi}{\partial \alpha_5} &= 0, \\
\beta_2 : \alpha_1 \frac{\partial \pi}{\partial \alpha_2} &= 0, \\
\beta_3 : \alpha_4 \frac{\partial \pi}{\partial \alpha_5} - \alpha_5 \frac{\partial \pi}{\partial \alpha_4} &= 0, \\
\beta_4 : \gamma \alpha_1 \frac{\partial \pi}{\partial \alpha_4} - \alpha_3 \frac{\partial \pi}{\partial \alpha_5} &= 0, \\
\beta_5 : \gamma \alpha_1 \frac{\partial \pi}{\partial \alpha_5} + \alpha_3 \frac{\partial \pi}{\partial \alpha_4} &= 0.
\end{aligned} \tag{4.19}$$

For the solution of the above system of PDEs, one can find that

$$\pi(\alpha_1, \alpha_2, \alpha_3, \alpha_4, \alpha_5) = \mathcal{M}(\alpha_1, \alpha_3), \tag{4.20}$$

where \mathcal{M} can be chosen as an arbitrary function.

4.2 Killing Form

Theorem 4.1. *The Killing form associated with Lie algebra L^5 is*

$$K(X, X) = (2\gamma^2 + 1) \alpha_1^2 - 2\alpha_3^2. \tag{4.21}$$

Proof. We assume the Lie algebra denoted as ψ over the field \mathbb{F} . Utilizing the Lie bracket operation, every member x of ψ characterizes the adjoint endomorphism $\text{Ad}(x)$ of ψ , where $\text{Ad}(x)(y) = [x, y]$. By creating a symmetric bilinear form, the trace of the composition of two such endomorphisms yields a value in \mathbb{F} called the Killing Form on the finite-dimensional Lie algebra ψ , *i.e.*,

$$K(x, y) = \text{Tr}(\text{Ad}(x) \circ \text{Ad}(y)).$$

The explicit expression of the Killing form connected with the Lie algebra L^5 is provided as follows:

$$K(X, X) = \text{Trace}(\text{ad}(X) \circ \text{ad}(X)),$$

where

$$\text{Ad}(X) = \begin{bmatrix} 0 & 0 & 0 & 0 & 0 \\ -\alpha_2 & \alpha_1 & 0 & 0 & 0 \\ 0 & 0 & 0 & 0 & 0 \\ -\gamma \alpha_4 & 0 & -\alpha_5 & \gamma \alpha_1 & \alpha_3 \\ -\gamma \alpha_5 & 0 & \alpha_4 & -\alpha_3 & \gamma \alpha_1 \end{bmatrix},$$

which on simplification, generates $K(X, X) = (2\gamma^2 + 1) \alpha_1^2 - 2\alpha_3^2$. □

4.3 Construction of Adjoint Transformation Matrix

It is now required to construct the general adjoint transformation matrix \mathcal{A} , which is composed of individual matrices of the adjoint actions M_1, M_2, \dots, M_5 with respect to X_1, X_2, \dots, X_5 to \mathcal{A} . Let $\varepsilon_i, i =$

1, 2, 3, 4, 5 be real constants and $g = e^{\varepsilon_i X_i}$, then we get

$$M_1 = \begin{pmatrix} 1 & 0 & 0 & 0 & 0 \\ 0 & e^{\varepsilon_1} & 0 & 0 & 0 \\ 0 & 0 & 1 & 0 & 0 \\ 0 & 0 & 0 & e^{\gamma\varepsilon_1} & 0 \\ 0 & 0 & 0 & 0 & e^{\gamma\varepsilon_1} \end{pmatrix}, \quad M_2 = \begin{pmatrix} 1 & -\varepsilon_2 & 0 & 0 & 0 \\ 0 & 1 & 0 & 0 & 0 \\ 0 & 0 & 1 & 0 & 0 \\ 0 & 0 & 0 & 1 & 0 \\ 0 & 0 & 0 & 0 & 1 \end{pmatrix},$$

$$M_3 = \begin{pmatrix} 1 & 0 & 0 & 0 & 0 \\ 0 & 1 & 0 & 0 & 0 \\ 0 & 0 & 1 & 0 & 0 \\ 0 & 0 & 0 & \cos \varepsilon_3 & -\sin \varepsilon_3 \\ 0 & 0 & 0 & \sin \varepsilon_3 & \cos \varepsilon_3 \end{pmatrix}, \quad M_4 = \begin{pmatrix} 1 & 0 & 0 & -\gamma\varepsilon_4 & 0 \\ 0 & 1 & 0 & 0 & 0 \\ 0 & 0 & 1 & 0 & \varepsilon_4 \\ 0 & 0 & 0 & 1 & 0 \\ 0 & 0 & 0 & 0 & 1 \end{pmatrix}, \quad M_5 = \begin{pmatrix} 1 & 0 & 0 & 0 & -\gamma\varepsilon_5 \\ 0 & 1 & 0 & 0 & 0 \\ 0 & 0 & 1 & -\varepsilon_5 & 0 \\ 0 & 0 & 0 & 1 & 0 \\ 0 & 0 & 0 & 0 & 1 \end{pmatrix}.$$

One can obtain the adjoint action of X_j on X_i from the adjoint representation table.

$\text{Ad}(\exp \varepsilon(\star)\star)$	X_1	X_2	X_3	X_4	X_5
X_1	X_1	$e^\varepsilon X_2$	X_3	$e^{\gamma\varepsilon} X_4$	$e^{\gamma\varepsilon} X_5$
X_2	$X_1 - \varepsilon X_2$	X_2	X_3	X_4	X_5
X_3	X_1	X_2	X_3	$X_4 \cos \varepsilon - X_5 \sin \varepsilon$	$X_4 \sin \varepsilon + X_5 \cos \varepsilon$
X_4	$X_1 - \gamma\varepsilon X_4$	X_2	$X_3 + \varepsilon X_5$	X_4	X_5
X_5	$X_1 - \gamma\varepsilon X_5$	X_2	$X_3 - \varepsilon X_4$	X_4	X_5

Table 2: Adjoint Representation Table

The system of algebraic equations is solved to derive an optimal Lie algebra system. The equivalent Lie subalgebras can be identified by applying adjoint action to the set of these Lie subalgebras. Let

$$\mathcal{X} = \alpha_1 X_1 + \alpha_2 X_2 + \alpha_3 X_3 + \alpha_4 X_4 + \alpha_5 X_5,$$

where $\alpha_1, \alpha_2, \alpha_3, \alpha_4$ and α_5 are the real constants. Here, \mathcal{X} can be written as a column vector with entries $\alpha_1, \alpha_2, \dots, \alpha_5$. $\mathcal{A}(\varepsilon_1, \varepsilon_2, \dots, \varepsilon_5) = M_5 M_4 M_3 M_2 M_1$, gives

$$\mathcal{A} = \begin{bmatrix} 1 & -\varepsilon_2 e^{\varepsilon_1} & 0 & -\gamma\sigma_1 e^{\gamma\varepsilon_1} & \gamma\sigma_2 e^{\gamma\varepsilon_1} \\ 0 & e^{\varepsilon_1} & 0 & 0 & 0 \\ 0 & 0 & 1 & \sigma_2 e^{\gamma\varepsilon_1} & \sigma_1 e^{\gamma\varepsilon_1} \\ 0 & 0 & 0 & e^{\gamma\varepsilon_1} \cos \varepsilon_3 & -e^{\gamma\varepsilon_1} \sin \varepsilon_3 \\ 0 & 0 & 0 & e^{\gamma\varepsilon_1} \sin \varepsilon_3 & e^{\gamma\varepsilon_1} \cos \varepsilon_3 \end{bmatrix},$$

where $\sigma_1 = \varepsilon_4 \cos \varepsilon_3 + \varepsilon_5 \sin \varepsilon_3$ and $\sigma_2 = \varepsilon_4 \sin \varepsilon_3 - \varepsilon_5 \cos \varepsilon_3$.

Coefficients of X_i					
$\text{Ad}(\exp(\varepsilon X_i)X)$	X_1	X_2	X_3	X_4	X_5
$\text{Ad}(\exp(\varepsilon X_1)X)$	α_1	$e^\varepsilon \alpha_2$	α_3	$e^{\gamma\varepsilon} \alpha_4$	$e^{\gamma\varepsilon} \alpha_5$
$\text{Ad}(\exp(\varepsilon X_2)X)$	α_1	$\alpha_2 - \varepsilon \alpha_1$	α_3	α_4	α_5
$\text{Ad}(\exp(\varepsilon X_3)X)$	α_1	α_2	α_3	$\alpha_4 \cos \varepsilon + \alpha_5 \sin \varepsilon$	$\alpha_5 \cos \varepsilon - \alpha_4 \sin \varepsilon$
$\text{Ad}(\exp(\varepsilon X_4)X)$	α_1	α_2	α_3	$\alpha_4 - \gamma\varepsilon \alpha_1$	$\alpha_5 + \varepsilon \alpha_3$
$\text{Ad}(\exp(\varepsilon X_5)X)$	α_1	α_2	α_3	$\alpha_4 - \varepsilon \alpha_3$	$\alpha_5 - \gamma\varepsilon \alpha_1$

Table 3: Table for Construction of Invariant Functions

Lemma 4.1. $M = \alpha_1$ and $N = \alpha_3$ are invariants for L^5 .

Proof. It is evident from the data in Table 3. □

Lemma 4.2. Let

$$P = \begin{cases} 1; & \alpha_1^2 + \alpha_2^2 + \alpha_3^2 \neq 0 \\ 0; & \text{otherwise,} \end{cases}$$

be a real valued function of L^5 . Then P is invariant.

Proof. The coefficients of X_1, X_2 and X_3 remain unchanged under the action of $\text{Ad}(\exp(\varepsilon_i X_i))$; $i = 3, 4, 5$. Hence, it is enough to check the invariance of P under the action of $\text{Ad}(\exp(\varepsilon X_1))$ and $\text{Ad}(\exp(\varepsilon X_2))$.

Let α_i^* ; $i = 1, 2, 3, 4, 5$ be the new transformed coefficients after the adjoint actions. With the action of $\text{Ad}(\exp(\varepsilon X_1))$, $\text{Ad}(\exp(\varepsilon X_2))$ on X , we obtain

$$\begin{aligned} \alpha_1^{*2} + \alpha_2^{*2} + \alpha_3^{*2} &= \alpha_1^2 + (e^\varepsilon \alpha_2)^2 + \alpha_3^2, \\ \alpha_1^{*2} + \alpha_2^{*2} + \alpha_3^{*2} &= \alpha_1^2 + (\alpha_2 - \varepsilon \alpha_1)^2 + \alpha_3^2. \end{aligned}$$

It is clear that $\alpha_1^* = \alpha_2^* = \alpha_3^* = 0$ iff $\alpha_1 = \alpha_2 = \alpha_3 = 0$. □

Lemma 4.3. Q is invariant, where

$$Q = \begin{cases} 1; & \alpha_1^2 + \alpha_3^2 + \alpha_4^2 + \alpha_5^2 \neq 0 \\ 0, & \text{otherwise.} \end{cases}$$

Proof. The proof is similar to the proof of above Lemma. □

Lemma 4.4. $\mathcal{X} = \sum_{i=1}^5 \alpha_i X_i$ with $\alpha_1 = \alpha_3 = \alpha_5 = 0$. Suppose $\text{Ad}(\exp(\varepsilon X_i) \mathcal{X}) = \sum_{j=1}^5 \alpha_j^* X_j$ also satisfy $\alpha_1^* = \alpha_3^* = \alpha_5^* = 0$; for each $i = 1, 2, \dots, 5$. Then $R^* = R$, i.e., $R(\mathcal{X}) = R(\text{Ad}_g(\mathcal{X}))$, where

$$R = \begin{cases} \text{sgn}(\alpha_4) & ; \text{ if } \alpha_1 = \alpha_3 = \alpha_5 = 0 \\ 0 & ; \text{ otherwise.} \end{cases}$$

Proof. The coefficient of X_4 , i.e., α_4 remains unchanged under the action of $\text{Ad}(\exp(\varepsilon X_i))$, $i = 2$. Therefore, we investigate the invariance under the adjoint actions $\text{Ad}(\exp(\varepsilon X_j))$, $j = 1, 3, 4, 5$. For $j = 3, 4, 5$, the conditional invariant $R = R^* = 0$. The $\text{sgn}(\alpha_4)$ maps to $e^{\gamma\varepsilon} \alpha_4$ for $j = 1$, which is positive, negative or zero, depending on the sign of α_4 . □

Lemma 4.5. $\mathcal{X} = \sum_{i=1}^5 \alpha_i X_i$ with $\alpha_1 = 0$. Suppose $\text{Ad}(\exp(\varepsilon X_i) \mathcal{X}) = \sum_{j=1}^5 \alpha_j^* X_j$ also satisfies α_1^* for each $i = 1, 2, 3, 4, 5$. Then $S^* = S$, i.e., $S(\mathcal{X}) = S(\text{Ad}_g(\mathcal{X}))$ where

$$S = \begin{cases} \text{sgn}(\alpha_2); & \text{if } \alpha_1 = 0, \\ 0 & \text{otherwise.} \end{cases}$$

Proof. The proof is similar to the proof of the above Lemma. □

Lemma 4.6. $\mathcal{X} = \sum_{i=1}^5 \alpha_i X_i$ with $\alpha_1 = \alpha_4 = \alpha_3 = 0$. Suppose $\text{Ad}(\exp(\varepsilon X_i) \mathcal{X}) = \sum_{j=1}^5 \alpha_j^* X_j$ also satisfies $\alpha_1^* = \alpha_4^* = \alpha_3^* = 0$, for each $i = 1, 2, 3, 4, 5$. Then $T^* = T$, i.e., $T(\mathcal{X}) = T(\text{Ad}_g(\mathcal{X}))$, where

$$T = \begin{cases} \text{sgn}(\alpha_5) & ; \text{ if } \alpha_1 = \alpha_4 = \alpha_3 = 0, \\ 0 & ; \text{ otherwise.} \end{cases}$$

Proof. The proof is similar as discussed in Lemma 4.4. □

4.4 Construction of Optimal System

To build an optimal system of Eq. (1.5) using the approach mentioned in [26], we suppose $S = \sum_{i=1}^5 \alpha_i X_i$ and $M = \sum_{j=1}^5 b_j X_j$ as two elements of Lie algebra L^5 . The model's adjoint transformation equation is given by

$$(b_1, b_2, b_3, b_4, b_5) = (\alpha_1, \alpha_2, \alpha_3, \alpha_4, \alpha_5) \cdot \mathcal{A}. \quad (4.22)$$

Further, $\mathcal{A}(\varepsilon_1, \varepsilon_2, \varepsilon_3, \varepsilon_4, \varepsilon_5)$ gives a transformed \mathcal{X} as follows:

$$\begin{aligned} \mathcal{A}(\varepsilon_1, \varepsilon_2, \varepsilon_3, \varepsilon_4, \varepsilon_5) \cdot \mathcal{X} = & \alpha_1 X_1 + (-\alpha_1 \varepsilon_2 + \alpha_2) e^{\varepsilon_1} X_2 + \alpha_3 X_3 + (-\gamma \alpha_1 \sigma_1 + \alpha_3 \sigma_2 + \alpha_4 \cos \varepsilon_3 + \alpha_5 \sin \varepsilon_3) e^{\gamma \varepsilon_1} X_4 \\ & + (\gamma \alpha_1 \sigma_2 + \alpha_3 \sigma_1 - \alpha_4 \sin \varepsilon_3 + \alpha_5 \cos \varepsilon_3) X_5. \end{aligned} \quad (4.23)$$

By definition of \mathcal{X} , $\mathcal{A}(\varepsilon_1, \varepsilon_2, \varepsilon_3, \varepsilon_4, \varepsilon_5) \cdot \mathcal{X}$ produces one-dimensional Lie algebras for any $\varepsilon_1, \varepsilon_2, \varepsilon_3, \dots, \varepsilon_5$. This gives us the freedom to select different values of ε_i to demonstrate the equivalence class of \mathcal{X} , which should be considerably simpler than \mathcal{X} . It is important to mention that the fundamental invariants that were obtained in this study are of degree one. Therefore, we evaluate the subsequent four cases in accordance with the invariants' degree:

$$\Lambda_1 = \{\alpha_1 = 1, \alpha_3 = k\}, \quad \Lambda_2 = \{\alpha_1 = 0, \alpha_3 = 1\}, \quad \Lambda_3 = \{\alpha_1 = 1, \alpha_3 = 0\}, \quad \Lambda_4 = \{\alpha_1 = 0, \alpha_3 = 0\}, \quad \text{with } k \neq 0.$$

4.5 Case 1

$\alpha_1 = 1, \alpha_3 = k \neq 0$. Choosing a representative element $\hat{\mathcal{X}} = X_1 + \alpha_2 X_2 + k X_3 + \alpha_4 X_4 + \alpha_5 X_5$, and putting $b_i = 0$, for $i = 2, 4, 5$ and $b_1 = 1, b_3 = k$ in Eqs. (4.22) and (4.23) we get the solution as

$$\varepsilon_2 = \alpha_2, \quad \varepsilon_4 = \frac{\gamma \alpha_4 - k \alpha_5}{k^2 + \gamma^2}, \quad \varepsilon_5 = \frac{\gamma \alpha_5 + k \alpha_4}{k^2 + \gamma^2}.$$

Thus, the action of adjoint maps $\text{Ad}(\exp(\varepsilon_2 X_2))$, $\text{Ad}(\exp(\varepsilon_4 X_4))$ and $\text{Ad}(\exp(\varepsilon_5 X_5))$ will eliminate the coefficients of X_2, X_4 and X_5 , respectively, from $\hat{\mathcal{X}}$ and we get $\hat{\mathcal{X}} = X_1 + k X_3$.

4.6 Case 2

$\alpha_1 = 0, \alpha_3 = 1$. Choosing a representative element $\hat{\mathcal{X}} = \alpha_2 X_2 + X_3 + \alpha_4 X_4 + \alpha_5 X_5$, and putting $b_i = 0$, for $i = 1, 2, 4, 5$ and $b_3 = 1$ in Eqs. (4.22) and (4.23), we get the solution as

$$\varepsilon_5 = \alpha_4, \quad \varepsilon_4 = -\alpha_5.$$

Thus, the action of adjoint maps $\text{Ad}(\exp(\varepsilon_4 X_4))$ and $\text{Ad}(\exp(\varepsilon_5 X_5))$ will eliminate the coefficients of X_4 and X_5 , respectively, from $\hat{\mathcal{X}}$. Thus, $\hat{\mathcal{X}} = b_2 X_2 + X_3$. Suppose $b_2 \neq 0$, then the group generated by X_1 scales the coefficient of X_2 , i.e., if $b_2 > 0$, then $\hat{\mathcal{X}}$ is equivalent to $\hat{\mathcal{X}}_1 = X_2 + X_3$ and if $b_2 < 0$, then $\hat{\mathcal{X}}$ is equivalent to $\hat{\mathcal{X}}_2 = -X_2 + X_3$. If $b_2 = 0$, then $\hat{\mathcal{X}}$ is equivalent to $\hat{\mathcal{X}}_3 = X_3$.

4.7 Case 3

$\alpha_1 = 1, \alpha_3 = 0$. Choosing a representative element $\hat{\mathcal{X}} = X_1 + \alpha_2 X_2 + \alpha_4 X_4 + \alpha_5 X_5$, putting $b_i = 0$, for $i = 2, 3, 4, 5$ and $b_1 = 1$ in Eqs. (4.22) and (4.23), we get

$$\varepsilon_2 = \alpha_2, \quad \varepsilon_4 = \frac{\alpha_4}{\gamma}, \quad \varepsilon_5 = \frac{\alpha_5}{\gamma}.$$

Thus, the adjoint action of maps $\text{Ad}(\exp(\varepsilon X_2))$, $\text{Ad}(\exp(\varepsilon X_4))$ and $\text{Ad}(\exp(\varepsilon X_5))$ will eliminate the coefficients of X_2, X_4 and X_5 from $\hat{\mathcal{X}}$. Thus, $\hat{\mathcal{X}} = X_1$.

4.8 Case 4

$\alpha_1 = 0, \alpha_3 = 0$. Choosing a representative element $\hat{\mathcal{X}} = \alpha_2 X_2 + \alpha_4 X_4 + \alpha_5 X_5$ and putting $b_i = 0$, for $1 \leq i \leq 5$ in Eqs. (4.22) and (4.23), we get

$$\hat{\mathcal{X}} = \alpha_2 X_2 + \alpha_4 X_4 + \alpha_5 X_5.$$

The results acquired in the preceding sections can be expressed in the following theorem:

Theorem 4.2. *The vector fields generate the optimal one-dimensional subalgebra of the Lie algebra \mathbb{L} of the model.*

$$\begin{aligned} \mathcal{X}_{1,k} &= X_1 + kX_3, \\ \mathcal{X}_{2,\mu} &= \mu_1 X_2 + X_3, \\ \mathcal{X}_3 &= X_1, \\ \mathcal{X}_{4,a_2,a_4,a_5} &= a_2 X_2 + a_4 X_4 + a_5 X_5, \end{aligned}$$

where μ_1 is a parameter with $\mu_1 \in \{-1, 0, 1\}$. Also, k is to be determined according to earlier mentioned in case 1, and a_j 's are arbitrary constants $\forall j = 2, 4, 5$.

Proof. It suffices to prove the theorem by demonstrating that the \mathcal{X}_i 's are distinct from one another. To achieve this, we will construct a table illustrating the invariants in Table 4. Analysis of the contents of Table 4 reveals that the subalgebras are different.

	K	M	N	P	Q	R	S	T
$\mathcal{X}_{1,1}(X_1 + X_3)$	$2\gamma^2 - 1$	1	1	1	1	0	0	0
$\mathcal{X}_{1,-1}(X_1 - X_3)$	$2\gamma^2 - 1$	1	-1	1	1	0	0	0
$\mathcal{X}_{2,1}(X_2 + X_3)$	-2	0	1	1	1	0	1	0
$\mathcal{X}_{2,0}(X_3)$	-2	0	1	1	1	0	0	0
$\mathcal{X}_{2,-1}(-X_2 + X_3)$	-2	0	1	1	1	0	-1	0
$\mathcal{X}_3(X_1)$	$2\gamma^2 + 1$	1	0	1	1	0	0	0
$\mathcal{X}_{4,0,a_4,a_5;a_4,a_5 \neq 0}(a_4 X_4 + a_5 X_5)$	0	0	0	0	1	0	0	0
$\mathcal{X}_{4,a_2,0,a_5;a_2,a_5 \neq 0}(a_2 X_2 + a_5 X_5)$	0	0	0	1	1	0	a_2	a_5
$\mathcal{X}_{4,a_2,a_4,0;a_2,a_4 \neq 0}(a_2 X_2 + a_4 X_4)$	0	0	0	1	1	a_4	a_2	0
$\mathcal{X}_{4,0,0,a_5;a_5 \neq 0}(a_5 X_5)$	0	0	0	0	1	0	0	a_5
$\mathcal{X}_{4,a_2,0,0;a_2 \neq 0}(a_2 X_2)$	0	0	0	1	0	0	a_2	0
$\mathcal{X}_{4,0,a_4,0;a_4 \neq 0}(a_4 X_4)$	0	0	0	0	1	a_4	0	0

Table 4: Value of Invariant Function

5 Group Invariant Solutions

Constructing a one-dimensional optimal system reduces the complexity of finding group-invariant solutions by identifying key symmetries in the model. This approach simplifies the classification of solutions, revealing deeper insights into the equation's structure. Invariant solutions often correspond to significant physical or geometric phenomena.

5.1 Invariant Solution Using Optimal System

5.1.1 $\mathcal{X} = X_1 + kX_3, k \neq 0$

The similarity variables can be derived by solving the characteristic equations

$$\frac{dx}{\frac{(\theta-2)x}{2(\theta-1)} + ky} = \frac{dy}{\frac{(\theta-2)y}{2(\theta-1)} - kx} = \frac{dt}{t} = \frac{d\phi}{\frac{-\phi}{(\theta-1)}}. \quad (5.24)$$

Then, we get

$$X = t^{\frac{-(\theta-2)}{2(\theta-1)}} [x \sin(k \ln(t)) + y \cos(k \ln(t))], \quad Y = t^{\frac{-(\theta-2)}{2(\theta-1)}} [x \cos(k \ln(t)) - y \sin(k \ln(t))], \quad \phi = t^{-\frac{1}{(\theta-1)}} \cdot F(X, Y). \quad (5.25)$$

Here, X and Y are two new independent variables and F is a new dependent variable. Therefore, the Eq. (1.5) is converted into

$$\begin{aligned} & 2h(\theta-1)F^\theta - 4(\theta-1)[F_X^2 + F_Y^2] + 2k(\theta-1)[YF_X - XF_Y] - \\ & (\theta-2)[XF_X + YF_Y] - 4\left[(\theta-1)(F_{XX} + F_{YY}) + \frac{1}{2}\right]F = 0. \end{aligned} \quad (5.26)$$

Again, reducing Eq. (5.26) by point symmetries, the following vector fields are found to span the symmetry group of Eq. (5.26)

$$\xi_X = -d_1Y, \quad \xi_Y = d_1X, \quad \xi_F = 0, \quad (5.27)$$

where d_1 is an arbitrary constant. It leads to the following characteristic equations:

$$\frac{dX}{-d_1Y} = \frac{dY}{d_1X} = \frac{dF}{0}, \quad (5.28)$$

which gives $F(X, Y) = G(\lambda)$, where $\lambda = X^2 + Y^2$, and $G(\lambda)$ is a similarity function of λ . Thus, the second reduction of the model (1.5) by the similarity transform gives:

$$-h(\theta-1)G^\theta + 8\lambda(\theta-1)G'^2 + 8(\theta-1)GG' + \lambda(\theta-2)G' + 8\lambda(\theta-1)GG'' + G = 0. \quad (5.29)$$

For $h = 0$, we find the solution for the Eq. (5.29).

$$8\lambda(\theta-1)G'^2 + 8(\theta-1)GG' + \lambda(\theta-2)G' + 8\lambda(\theta-1)GG'' + G = 0. \quad (5.30)$$

Particular solution for Eq. (5.30) is as follows:

$$G(\lambda) = -\frac{\lambda}{16}. \quad (5.31)$$

So, the invariant solution for the model (1.5) is as follows:

$$\phi(x, y, t) = -\frac{x^2 + y^2}{16t}. \quad (5.32)$$

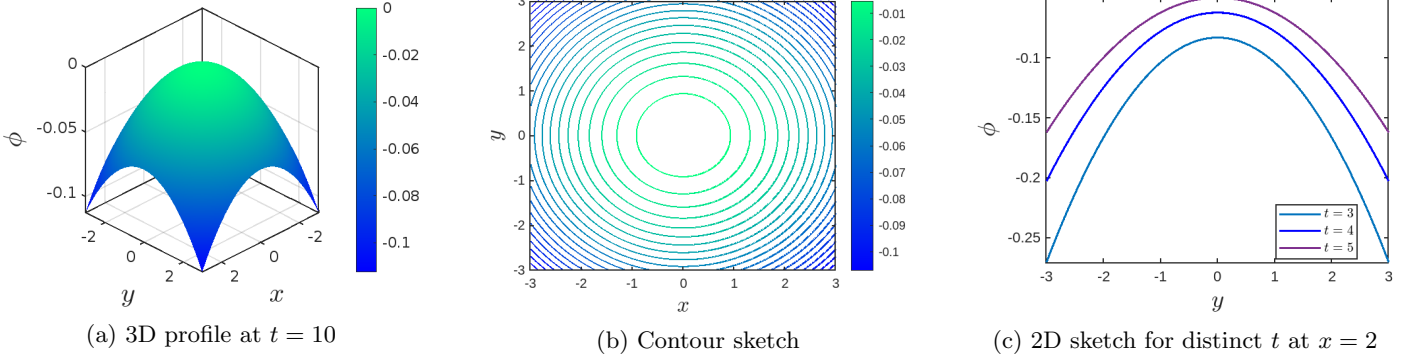


Figure 1: Solution profile of density ϕ to Eq. 5.32.

The solution of Eq. (5.32) is illustrated in Figure 1. Figure 1a illustrates that population density is concentrated near the origin and becomes less dense further away. In a physical sense, this is a scenario where the population is centered around a resource-rich area, with density diminishing as conditions become less favorable. Figure 1b is the contour plot corresponding to the solution (5.32). Figure 1c reflects how a biological population might start with a more dispersed distribution and gradually concentrate in a central region over time.

In this instance, we set $h = 0$, resulting in a negative population density. This scenario may occur when a contaminated lake exhibits zero fish reproduction ($h = 0$), although environmental resistance (porous constant θ) persists; negative population density could indicate severe environmental stress, leading the species toward extinction. This indicates unsustainable situations in which the habitat can no longer sustain the population.

5.1.2 $\mathcal{X} = b_2 X_2 + X_3$ with $b_2 \in \{-1, 1\}$

The similarity variables can be determined by solving the characteristic equations.

$$\frac{dx}{y} = \frac{dy}{-x} = \frac{dt}{b_2} = \frac{d\phi}{0}. \quad (5.33)$$

Then, we get

$$X = y \cos\left(\frac{t}{b_2}\right) + x \sin\left(\frac{t}{b_2}\right), \quad Y = x \cos\left(\frac{t}{b_2}\right) - y \sin\left(\frac{t}{b_2}\right), \quad \text{and } \phi = F(X, Y). \quad (5.34)$$

Here, X and Y are the newly introduced independent variables, $b_2 \neq 0$ and F is a newly introduced dependent variable. Therefore, the Eq. (1.5) is converted into

$$2(F_X^2 + F_Y^2) + 2F(F_{XX} + F_{YY}) - \frac{1}{b_2}(YF_X - XF_Y) - hF^\theta = 0. \quad (5.35)$$

Again, reducing Eq. (5.35) by point symmetries, the following vector fields are found to span the symmetry group of Eq. (5.35)

$$\xi_X = d_1 Y, \quad \xi_Y = -d_1 X, \quad \xi_F = 0,$$

where d_1 is an arbitrary constant. It leads to the following characteristic equations:

$$\frac{dX}{d_1 Y} = \frac{dY}{-d_1 X} = \frac{dF}{0}, \quad (5.36)$$

which gives $F(X, Y) = G(\lambda)$ with $\lambda = X^2 + Y^2$, and $G(\lambda)$ is a similarity function of similarity variable λ . Thus, the second reduction of the model by similarity transformation gives:

$$-hG^\theta + 8[\lambda G'^2 + G(G' + \lambda G'')] = 0. \quad (5.37)$$

The solution to the above ODE is given by

$$G(\lambda) = \left[\frac{16}{h\lambda(\theta - 2)^2} \right]^{\frac{1}{\theta-2}}. \quad (5.38)$$

So, the invariant solution for the Model Eq. (1.5) is as follows:

$$\phi(x, y, t) = \left[\frac{16}{h(\theta - 2)^2 (x^2 + y^2)} \right]^{\frac{1}{\theta-2}}. \quad (5.39)$$

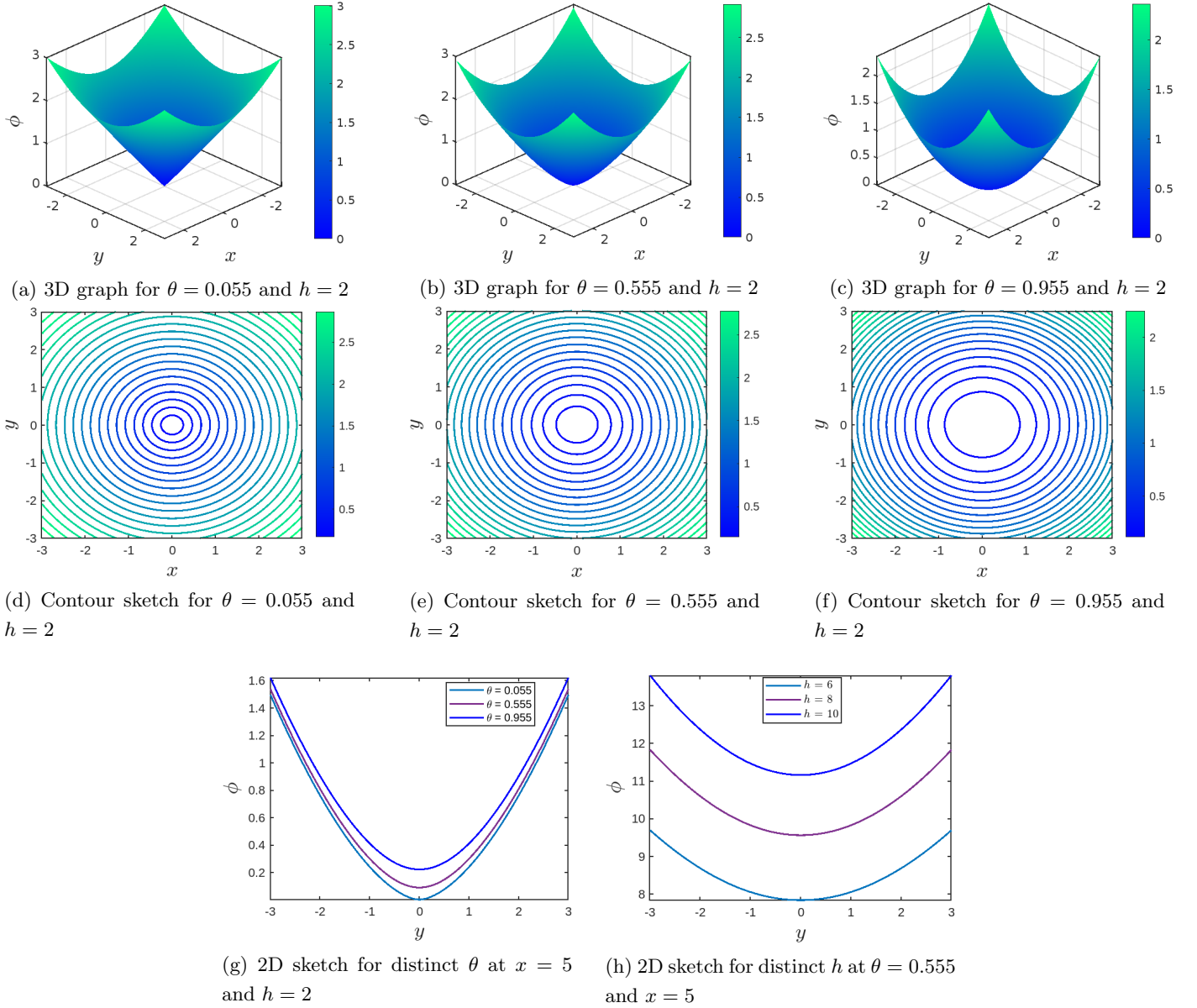


Figure 2: Solution profile of density ϕ to Eq. 5.39.

For $h = 2$, the solution of Eq. (5.39) is illustrated for various values of θ in Figure 2. Figure 2a shows that the small value of θ implies a very slow diffusion process (low porosity). The population is highly concentrated at the center, leading to a sharp peak. Figure 2b shows that the increase in θ means the medium is more porous, allowing the population to diffuse more easily. Figure 2c shows that with θ approaching 1, the medium becomes significantly more porous. Figures 2d, 2e, and 2f are the contour sketches. Figure 2g shows that the porous constant θ influences the spread or concentration of the population density. Smaller values of θ lead to a more concentrated population, while larger values result in a broader distribution. Figure 2h shows that as the population growth rate h increases, the population density ϕ increases uniformly across all y values. The symmetric shape around $y = 0$ suggests an even distribution of density away from the center.

5.1.3 $\mathcal{X} = X_1$

The similarity variables can be derived by solving the characteristic equations:

$$\frac{dx}{\frac{(\theta-2)x}{2(\theta-1)}} = \frac{dy}{\frac{(\theta-2)y}{2(\theta-1)}} = \frac{dt}{t} = \frac{d\phi}{\frac{-\phi}{(\theta-1)}}. \quad (5.40)$$

Then, we get

$$X = x \cdot t^{-\frac{(\theta-2)}{2(\theta-1)}}, \quad Y = y \cdot t^{-\frac{(\theta-2)}{2(\theta-1)}}, \quad \text{and} \quad \phi = t^{-\frac{1}{(\theta-1)}} \cdot F(X, Y). \quad (5.41)$$

Here, X and Y are newly introduced independent variables and F is a newly introduced dependent variable. Therefore, the Eq. (1.5) is converted into

$$-2h(\theta-1)F^\theta + 4(\theta-1)(F_{XX} + F_{YY})F + 2F + 4(\theta-1)(F_X^2 + F_Y^2) + (\theta-2)(XF_X + YF_Y) = 0. \quad (5.42)$$

By applying point symmetries to Eq. (5.42) and simplifying it, we obtain the vector fields that form the symmetry group of Eq. (5.42):

$$\xi_X = -d_1 Y, \quad \xi_Y = d_1 X, \quad \xi_F = 0,$$

where d_1 is an arbitrary constant. It leads to the following characteristic equations

$$\frac{dX}{-d_1 Y} = \frac{dY}{d_1 X} = \frac{dF}{0}, \quad (5.43)$$

which gives $F(X, Y) = G(\lambda)$ with $\lambda = X^2 + Y^2$, and $G(\lambda)$ is a similarity function of λ . Thus, the second reduction of the model by similarity transformation gives:

$$-h(\theta-1)G^\theta + 8\lambda(\theta-1)G'^2 + (8(\theta-1)G + \lambda(\theta-2))G' + G(1 + 8\lambda(\theta-1)G'') = 0. \quad (5.44)$$

The equation mentioned in Eq. (5.44) resembles the one derived in subsection 5.1.1. In this case, we obtain the identical outcome as previously addressed in section 5.1.1.

5.1.4 $\mathcal{X} = \alpha_2 X_2 + \alpha_4 X_4 + \alpha_5 X_5$

The similarity variables can be derived by solving the characteristic equation.

$$\frac{dx}{\alpha_4} = \frac{dy}{\alpha_5} = \frac{dt}{\alpha_2} = \frac{d\phi}{0}. \quad (5.45)$$

Then, we get

$$X = x - \frac{\alpha_4 t}{\alpha_2}, \quad Y = y - \frac{\alpha_5 t}{\alpha_2}, \quad \alpha_2 \neq 0, \quad \text{and} \quad \phi = F(X, Y). \quad (5.46)$$

Here, X and Y are newly introduced independent variables and F is a newly introduced dependent variable. Therefore, Eq. (1.5) is converted into

$$2\alpha_2 F(F_{XX} + F_{YY}) + 2\alpha_2 \left(F_X^2 + F_Y^2 - \frac{hF^\theta}{2} \right) + \alpha_4 F_x + \alpha_5 F_y = 0. \quad (5.47)$$

Again, reducing Eq. (5.47) by point symmetries, the following vector fields are found to span the symmetry group of (5.47)

$$\xi_x = d_1, \quad \xi_y = d_2, \quad \xi_F = 0,$$

where d_1 and d_2 are the arbitrary constants. It leads to the following characteristic equations

$$\frac{dX}{d_1} = \frac{dY}{d_2} = \frac{dF}{0}, \quad (5.48)$$

which gives $F(X, Y) = G(\lambda)$, where $\lambda = X - \frac{d_1}{d_2}Y$ with $d_2 \neq 0$. Thus, the second reduction of the model by similarity transformation gives:

$$-\alpha_2 h G^\theta + 2\alpha_2 \left(1 + \left(\frac{d_1}{d_2}\right)^2\right) G'^2 + \left(\alpha_4 - \frac{d_1}{d_2} \alpha_5\right) G' + 2\alpha_2 \left(1 + \left(\frac{d_1}{d_2}\right)^2\right) G G'' = 0. \quad (5.49)$$

So, the Eq. 5.49 has solution as follows:

$$G(\lambda) = \frac{\alpha_5 d_1 - \alpha_4 d_2}{2\alpha_2(d_1^2 + d_2^2)} d_2 \lambda. \quad (5.50)$$

So, the invariant solution for the model Eq. (1.5) is as follows:

$$\phi(x, y, t) = \frac{\alpha_5 d_1 - \alpha_4 d_2}{2\alpha_2(d_1^2 + d_2^2)} \left(d_2 x - \frac{d_2 \alpha_4 t}{\alpha_2} - d_1 y + \frac{d_1 \alpha_5 t}{\alpha_2} \right). \quad (5.51)$$

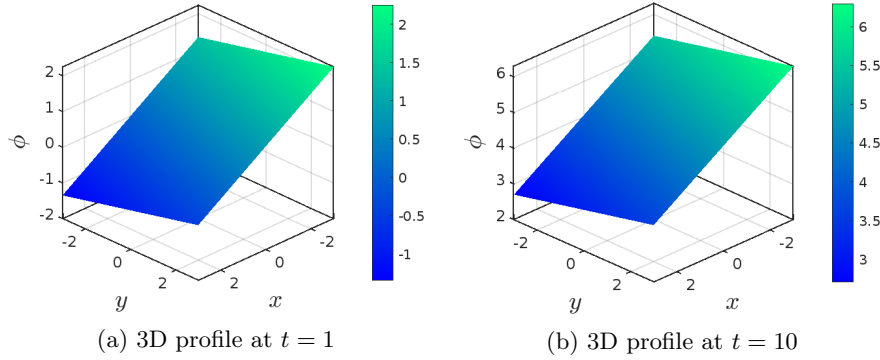


Figure 3: Solution profile of density ϕ to Eq. 5.51 for $\alpha_2 = 1, \alpha_4 = 1, \alpha_5 = 0, A_1 = 1$, and $A_2 = 3$.

We have pictured the solution of Eq. 5.51 in Figures 3. Figure 4a shows that at $t = 1$, the population density is relatively low but varies across space. The graph shows a gradual change in density across the x and y axes, indicating that the population is spread out, with some areas slightly more populated than others. Figure 4b shows that at $t = 10$, the population density increases. This suggests that the population is starting to concentrate more in certain areas, leading to regions of higher density as seen in the steeper slopes of the plane.

5.2 Invariant Solution Using Analysis of Parameters

$$\frac{dx}{\xi_1} = \frac{dy}{\xi_2} = \frac{dt}{\xi_3} = \frac{d\phi}{\xi_4}. \quad (5.52)$$

5.2.1 $c_1 = 0$

The similarity variables can be derived by solving the characteristic equations

$$\frac{dx}{c_3 y + c_4} = \frac{dy}{-c_3 x + c_5} = \frac{dt}{c_2} = \frac{d\phi}{0}. \quad (5.53)$$

Then, we get

$$X = \frac{(c_3 x - c_5) \sin(\frac{c_3 t}{c_2}) + (c_3 y + c_4) \cos(\frac{c_3 t}{c_2})}{c_3}, \quad Y = \frac{(c_3 x - c_5) \cos(\frac{c_3 t}{c_2}) - (c_3 y + c_4) \sin(\frac{c_3 t}{c_2})}{c_3}, \quad \text{and } \phi = F(X, Y). \quad (5.54)$$

Here, X and Y are two new independent variables and F is a new dependent variable. Therefore, Eq. (1.5) is converted into

$$h F^\theta - 2 [F_X^2 + F_Y^2] + \frac{c_3}{c_2} [Y F_X - X F_Y] - 2 [F_{XX} + F_{YY}] F = 0. \quad (5.55)$$

Again, reducing Eq. (5.55) by point symmetries, the following vector fields are found to span the symmetry group of Eq. (5.55):

$$\xi_X = d_1 Y, \quad \xi_Y = -d_1 X, \quad \xi_F = 0, \quad (5.56)$$

where d_1 is an arbitrary constant. It leads to the following characteristic equations:

$$\frac{dX}{d_1 Y} = \frac{dY}{-d_1 X} = \frac{dF}{0}, \quad (5.57)$$

which gives $F(X, Y) = G(\lambda)$, where $\lambda = X^2 + Y^2$, and $G(\lambda)$ is a similarity function of λ . Thus, the second reduction of the model (1.5) by the similarity transform gives:

$$8\lambda G'^2 + 8GG' + 8\lambda GG'' - hG^\theta = 0. \quad (5.58)$$

Particular solution for Eq. (5.58) is as follows:

$$G(\lambda) = \exp\left(\frac{\ln\left(\frac{16}{h(\theta-2)^2\lambda}\right)}{\theta-2}\right). \quad (5.59)$$

So, the invariant solution for the model (1.5) is as follows:

$$\phi(x, y, t) = \exp\left(\frac{\ln\left(\frac{16c_3^2}{h(\theta-2)^2((c_3x-c_5)^2+(c_3y+c_4)^2)}\right)}{\theta-2}\right). \quad (5.60)$$

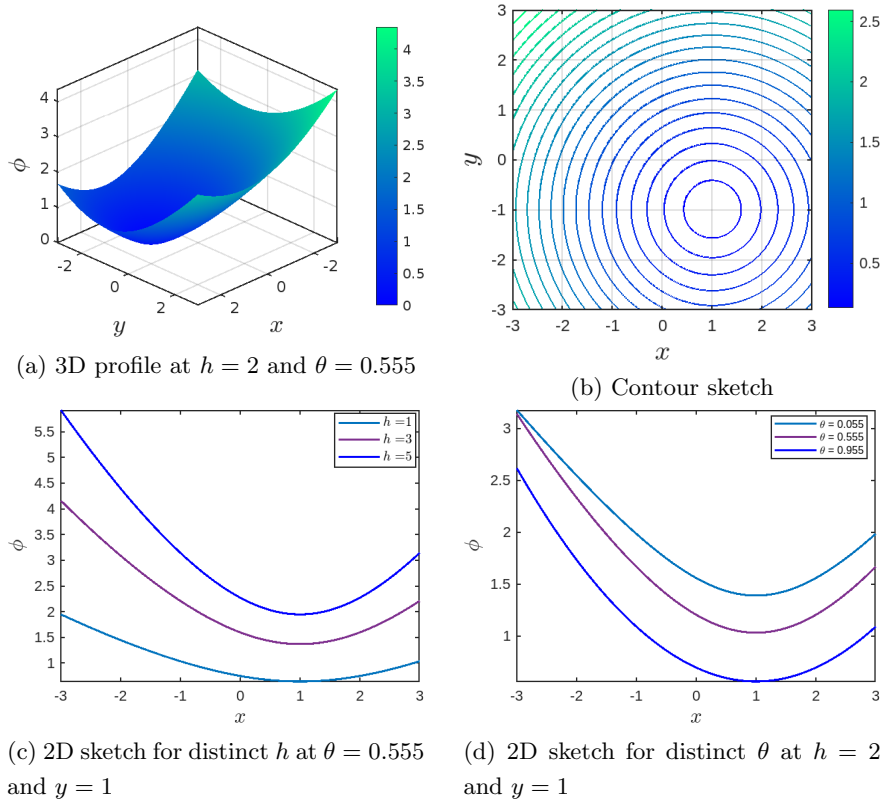


Figure 4: Solution profile of density ϕ to Eq. 5.60 for $c_3 = 1, c_4 = 1, c_5 = 1, h = 2$, and $\theta = 0.555$.

The solution of Eq. (5.60) is illustrated in Figure 4. Figure 4a shows that the population density is highest in the central regions (depicted in red), gradually decreasing outward (shifting to blue). Figure 4b is the contour sketch for Eq. (5.60). Figure 4c shows that a higher growth rate h increases the overall population density, amplifying the peak. Figure 4d illustrates that a higher porous constant θ causes the population to spread out more, lowering the peak density. The porous constant θ influences how sharply the population

spreads, while the growth rate h controls the overall increase in population. This could represent natural phenomena like urban centers where resources or conditions are more favorable, leading to a dense population cluster.

5.2.2 $c_2 = 0$

The similarity variables can be derived by solving the characteristic equations

$$\frac{dx}{c_1 \frac{(\theta-2)x}{2(\theta-1)} + c_3 y + c_4} = \frac{dy}{\frac{(\theta-2)y}{2(\theta-1)} - c_3 x + c_5} = \frac{dt}{c_1 t} = \frac{d\phi}{\frac{-c_1 \phi}{(\theta-1)}}. \quad (5.61)$$

Then, we get

$$\begin{aligned} X &= t^{\frac{(-\theta+2)}{2(\theta-1)}} \frac{[(ux + 2v(\theta-1)) \cos(k \ln(t)) - (uy + 2w(\theta-1)) \sin(k \ln(t))]}{u}, \\ Y &= t^{\frac{(-\theta+2)}{2(\theta-1)}} \frac{[(uy + 2w(\theta-1)) \cos(k \ln(t)) + (ux + 2v(\theta-1)) \sin(k \ln(t))]}{u}, \\ \text{and } \phi &= t^{-\frac{1}{(\theta-1)}} \cdot F(X, Y), \end{aligned} \quad (5.62)$$

where

$$u = (\theta-2)^2 c_1^2 + 4c_3^2(\theta-1)^2, \quad v = c_4(\theta-2)c_1 - 2c_3c_5(\theta-1), \quad w = c_5(\theta-2)c_1 + 2c_3c_4(\theta-1), \quad \text{and } k = \frac{c_3}{c_1}. \quad (5.63)$$

Here, X and Y are two new independent variables and F is a new dependent variable. Therefore, the Eq. (1.5) is converted into

$$hF^\theta - 2[F_X^2 + F_Y^2] + \frac{[XF_X + YF_Y]}{2(\theta-1)} - 2\left[F_{XX} + F_{YY} - \frac{1}{\theta-1}\right]F - (kY + \frac{X}{2})F_X + (kX - \frac{Y}{2})F_Y = 0. \quad (5.64)$$

Again, reducing Eq. (5.64) by point symmetries, the following vector fields are found to span the symmetry group of Eq. (5.64)

$$\xi_X = -d_1 Y, \quad \xi_Y = d_1 X, \quad \xi_F = 0, \quad (5.65)$$

where d_1 is an arbitrary constant. It leads to the following characteristic equations:

$$\frac{dX}{-d_1 Y} = \frac{dY}{d_1 X} = \frac{dF}{0}, \quad (5.66)$$

which gives $F(X, Y) = G(\lambda)$, where $\lambda = X^2 + Y^2$, and $G(\lambda)$ is a similarity function of λ . Thus, the second reduction of the model (1.5) by the similarity transform gives:

$$-h(\theta-1)G^\theta + 8\lambda(\theta-1)G'^2 + 8(\theta-1)GG' + \lambda(\theta-2)G' + 8\lambda(\theta-1)GG'' + G = 0 \quad (5.67)$$

For $h = 0$, we find the solution for Eq. (5.67).

$$8\lambda(\theta-1)G'^2 + 8(\theta-1)GG' + \lambda(\theta-2)G' + 8\lambda(\theta-1)GG'' + G = 0. \quad (5.68)$$

Particular solution for Eq. (5.68) is as follows:

$$G(\lambda) = -\frac{\lambda}{16}. \quad (5.69)$$

So, the invariant solution for the model (1.5) is as follows:

$$\phi(x, y, t) = -\frac{(ux + 2v(\theta-1))^2 + (uy + 2w(\theta-1))^2}{16u^2 t}. \quad (5.70)$$

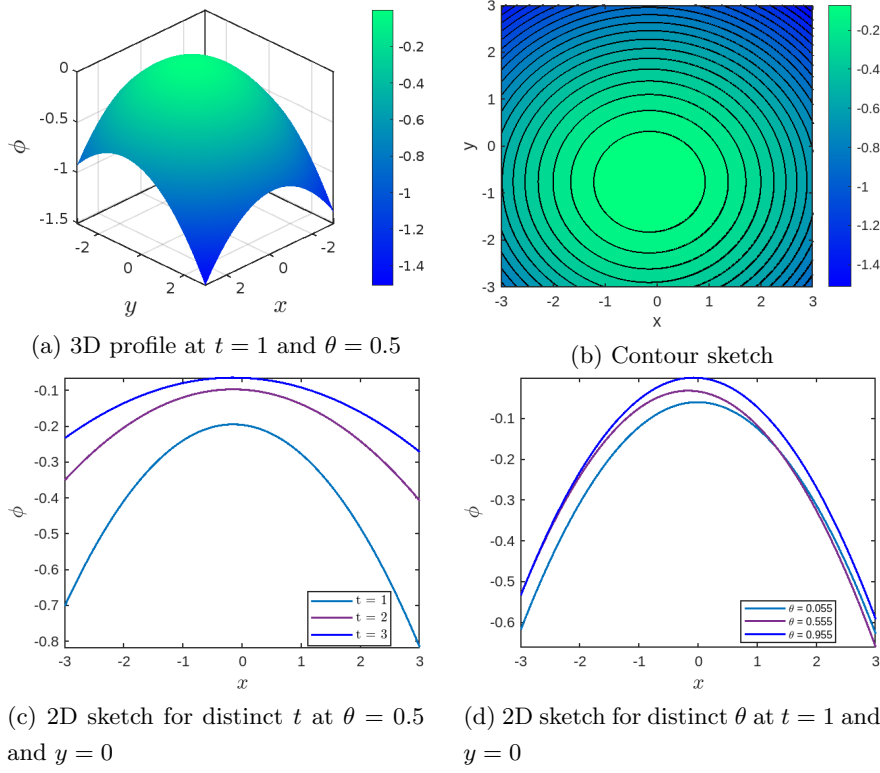


Figure 5: Solution profile of density ϕ to Eq. 5.70 for $c_1 = 1, c_3 = 1, c_4 = 1, c_5 = 1$.

The solution of Eq. (5.70) is illustrated in Figure 5. Figure 5a shows how population density spreads through a porous medium over time. The result is a peak near the center with a gradual decline outward, indicative of typical diffusive behavior with anisotropic effects. Figure 5b is the contour sketch for Eq. (5.70). Figure 5c shows the progression of the population density $\phi(x, t)$ along the x -axis as time progresses. The density starts highly concentrated at $t = 1$ and gradually spreads out, becoming more uniform over time. Figure 5d illustrates the effect of the porous constant θ on the diffusion process. A low θ allows the substance (population, chemical, or heat) to diffuse more quickly and spread over a larger area, while a high θ restricts diffusion, keeping the substance more concentrated near its source.

5.2.3 $c_3 = 0$

The similarity variables can be derived by solving the characteristic equations

$$\frac{dx}{\frac{c_1(\theta-2)x}{2(\theta-1)} + c_4} = \frac{dy}{\frac{c_1(\theta-2)y}{2(\theta-1)} + c_5} = \frac{dt}{c_1t + c_2} = \frac{d\phi}{\frac{-c_1\phi}{(\theta-1)}}. \quad (5.71)$$

Then, we get

$$X = \frac{(c_1(\theta-2)x + 2c_4(\theta-1))(c_1t + c_2)^{\frac{-\theta+2}{2\theta-2}}(\theta-1)^{\frac{-\theta+2}{2\theta-2}}}{c_1(\theta-2)},$$

$$Y = \frac{(c_1(\theta-2)y + 2c_5(\theta-1))(c_1t + c_2)^{\frac{-\theta+2}{2\theta-2}}(\theta-1)^{\frac{-\theta+2}{2\theta-2}}}{c_1(\theta-2)}, \quad (5.72)$$

and $\phi = (\theta-1)(c_1t + c_2)^{\frac{-1}{\theta-1}}F(X, Y),$

Here, X and Y are two new independent variables and F is a new dependent variable. Therefore, Eq. (1.5) is converted into

$$hF^\theta - 2[F_X^2 + F_Y^2] - \frac{c_1(\theta-2)}{2}[XF_X + YF_Y] - 2[F_{XX} + F_{YY}]F - c_1F = 0. \quad (5.73)$$

Again, reducing Eq. (5.73) by point symmetries, the following vector fields are found to span the symmetry group of Eq. (5.73):

$$\xi_X = d_1 Y, \quad \xi_Y = -d_1 X, \quad \xi_F = 0, \quad (5.74)$$

where d_1 is an arbitrary constant. It leads to the following characteristic equations:

$$\frac{dX}{d_1 Y} = \frac{dY}{-d_1 X} = \frac{dF}{0}, \quad (5.75)$$

which gives $F(X, Y) = G(\lambda)$, where $\lambda = X^2 + Y^2$, and $G(\lambda)$ is a similarity function of λ . Thus, the second reduction of the model (1.5) by the similarity transform gives:

$$-hG^\theta + 8\lambda G'^2 + 8GG' - c_1\lambda(\theta - 2)G' - c_1G + 8\lambda GG'' = 0. \quad (5.76)$$

Particular solution for Eq. (5.73) is as follows:

$$G(\lambda) = \frac{c_1(\theta - 1)\lambda}{16}. \quad (5.77)$$

So, the invariant solution for the model (1.5) is as follows:

$$\phi(x, y, t) = \frac{\left[(c_1(\theta - 2)x + 2c_4(\theta - 1))^2 + (c_1(\theta - 2)y + 2c_5(\theta - 1))^2 \right]}{16c_1(c_1 t + c_2)(\theta - 2)^2} (\theta - 1)^{\frac{\theta}{\theta - 1}}. \quad (5.78)$$

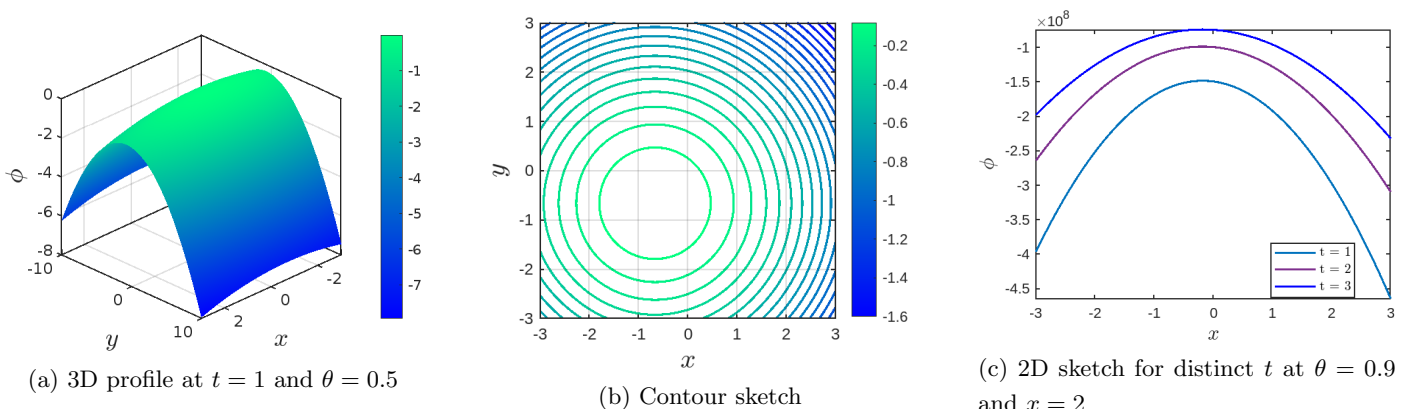


Figure 6: Solution profile of density ϕ to Eq. 5.78 for $c_1 = 1, c_2 = 1, c_4 = 1, c_5 = 1$.

The Solution of Eq. (5.78) is illustrated in Figure 6. Figure 6a shows that the density distribution is non-uniform, with the central region having higher density, and this shape suggests population diffusion dynamics, where central populations disperse over time. Figure 6b is the contour sketch for Eq. (5.78). Figure 6c reveals that as time progresses (from $t = 1$ to $t = 4$), the peak density increases and the distribution becomes more concentrated around $y = 0$. This indicates a gathering or focusing of the population over time, with less dispersion occurring compared to earlier times.

6 Nonlinear Self-Adjointness of Model

Ibragimov [27] initially introduced the idea of nonlinear self-adjointness for a given system of partial differential equations (PDEs). This approach is highly efficient for systematically constructing conservation laws, regardless of whether the provided system of partial differential equations (PDEs) allows for a variational principle or not. In this section, we demonstrate that the given Eq. (1.5) is nonlinearly self-adjoint.

Theorem 6.1. *The given model Eq. (1.5) is nonlinearly self-adjoint.*

Proof. The adjoint equation corresponding to (1.5) can be written according to the procedure mentioned in [27]

$$S = \frac{\delta L}{\delta \phi} = h\theta\phi^{\theta-1}\Psi - 2\phi\frac{\partial^2\Psi}{\partial x^2} - 2\phi\frac{\partial^2\Psi}{\partial y^2} - \frac{\partial\Psi}{\partial t}, \quad (6.79)$$

where L is the formal Lagrangian defined as $L = \Psi(x, y, t)\Delta$, where $\Delta = \phi_t - 2\phi_x^2 - 2\phi\phi_{xx} - 2\phi_y^2 - 2\phi\phi_{yy} + h\phi^\theta$ and $\Psi(x, y, t)$ is the dependent variable. The Euler-Lagrange operator $\frac{\delta}{\delta\phi}$ with respect to ϕ is as follows:

$$\frac{\delta}{\delta\phi} = \frac{\partial}{\partial\phi} - D_t\frac{\partial}{\partial\phi_t} - D_x\frac{\partial}{\partial\phi_x} - D_y\frac{\partial}{\partial\phi_y} + D_x^2\frac{\partial}{\partial\phi_{xx}} + D_xD_y\frac{\partial}{\partial\phi_{xy}} + D_y^2\frac{\partial}{\partial\phi_{yy}} + \dots, \quad (6.80)$$

where D_x , D_y and D_t are total differential operators with respect to x, y and t as given below:

$$\begin{aligned} D_x &= \frac{\partial}{\partial x} + \phi_x\frac{\partial}{\partial\phi} + \phi_{xx}\frac{\partial}{\partial\phi_x} + \phi_{xy}\frac{\partial}{\partial\phi_y} + \phi_{xt}\frac{\partial}{\partial\phi_t} + \dots, \\ D_y &= \frac{\partial}{\partial y} + \phi_y\frac{\partial}{\partial\phi} + \phi_{yy}\frac{\partial}{\partial\phi_y} + \phi_{xy}\frac{\partial}{\partial\phi_x} + \phi_{yt}\frac{\partial}{\partial\phi_t} + \dots, \\ D_t &= \frac{\partial}{\partial t} + \phi_t\frac{\partial}{\partial\phi} + \phi_{tt}\frac{\partial}{\partial\phi_t} + \phi_{xt}\frac{\partial}{\partial\phi_x} + \phi_{yt}\frac{\partial}{\partial\phi_y} + \dots. \end{aligned} \quad (6.81)$$

The given Eq. (1.5) is nonlinearly self-adjoint [27] if it satisfies the following condition:

$$S|_{(\Psi=G(x,y,t,\phi))} = \delta_1\Delta, \quad (6.82)$$

where $G(x, y, t, \phi)$ is nonzero function, δ_1 is unknown to be determined by equating coefficient of ϕ_t to zero and we obtain

$$\delta_1 = -\Psi_\phi. \quad (6.83)$$

Substituting the value of δ_1 into (6.82), one can obtain

$$\Psi = (c_1y + c_2)x + c_3y + c_4, \quad (6.84)$$

where $c_i, i = 1, 2, 3, 4$ are the arbitrary constants. Hence, the given Eq. (1.5) is nonlinearly self-adjoint under (6.84). \square

7 Conservation Laws and Its Application

Conservation laws are crucial in solving problems where certain physical properties remain unchanged over time. In mathematics, they are linked to the integrability of PDE systems and offer insights into the physical processes they model. These laws aid in analyzing the existence, uniqueness, stability, and development of numerical methods. Additionally, conservation laws can introduce nonlocal variables, leading to a nonlocally related PDE system for examining nonlocal symmetries [28].

7.1 Costruction of Conservation Laws Using Nonlinear Self-Adjointness

Ibragimov [27] provided an explicit formulation for the construction of conserved vectors for each associated symmetry. Ibragimov's method produces a specific subclass of conservation laws, whereas the multipliers method is the most general and produces all possible conservation laws. Given that the most general method by Anco appears to be unsuccessful for the governing model, we explicitly construct the conservation laws from each symmetry.

Let $\eta = (\eta^x, \eta^y, \eta^t)$ be the conserved vector corresponding to x, y and t , satisfying the conservation form

$$D_x\eta^x + D_y\eta^y + D_t\eta^t = 0, \quad (7.85)$$

and generated by the infinite symmetry

$$\mathbb{Z} = \xi_1 \frac{\partial}{\partial x} + \xi_2 \frac{\partial}{\partial y} + \xi_3 \frac{\partial}{\partial t} + \xi_4 \frac{\partial}{\partial \phi}, \quad (7.86)$$

where the conserved vectors η^x, η^y and η^t can be obtained from ideas developed in [27]

$$\begin{aligned} \eta^x &= \xi_1 L + \omega \frac{\partial L}{\partial \phi_x} - \omega D_x \left(\frac{\partial L}{\partial \phi_{xx}} \right) + \frac{\partial L}{\partial \phi_{xx}} D_x(\omega), \\ \eta^y &= \xi_2 L + \omega \frac{\partial L}{\partial \phi_y} - \omega D_y \left(\frac{\partial L}{\partial \phi_{yy}} \right) + \frac{\partial L}{\partial \phi_{yy}} D_y(\omega), \\ \eta^t &= \xi_3 L + \omega \frac{\partial L}{\partial \phi_t}, \end{aligned} \quad (7.87)$$

with $\omega = \xi_4 - \xi_1 \phi_x - \xi_2 \phi_y - \xi_3 \phi_t$. Furthermore, we evaluate the conserved vectors for the infinitesimal generators X_1, X_2, X_3 and X_4 , as in the following cases:

7.1.1 $X_1 = \gamma x \partial_x + \gamma y \partial_y + t \partial_t - \tau \phi \partial_\phi$

where $\frac{1}{\theta-1} = \tau$ and $\frac{(\theta-2)}{2(\theta-1)} = \gamma$. Using the vector X_1 , we can obtain ω as follows:

$$\omega = -\tau \phi - \gamma x \phi_x - \gamma y \phi_y - t \phi_t. \quad (7.88)$$

Using ω in Eq. (7.87), we can obtain η^x, η^y and η^t as follows:

$$\begin{aligned} \eta_1^x &= 2\gamma x (c_1 x y + c_2 x + c_3 y + c_4) (\phi \phi_{xx} + \phi_x^2) + 2(c_1 x y + c_2 x + c_3 y + c_4) (t \phi \phi_{xt} + \gamma y \phi \phi_{xy} \\ &\quad + t \phi_t \phi_x + \gamma y \phi_y \phi_x + 2\tau \phi \phi_x) + 2\gamma (c_3 y + c_4) \phi \phi_x - 2(c_1 y + c_2) (2t \phi \phi_t + \gamma y \phi \phi_y + 2\phi^2), \\ \eta_1^y &= 2(c_1 x y + c_2 x + c_3 y + c_4) (\gamma (x \phi \phi_{xx} + y \phi_y^2 + x \phi_y \phi_x + y \phi \phi_{xy} + \phi \phi_x) + t \phi_t \phi_y + \tau \phi \phi_y \\ &\quad + t \phi \phi_{tx} + \tau \phi \phi_x) - 2\phi (c_1 x + c_3) (\gamma y \phi_y + t \phi_t + \gamma x \phi_x + \tau \phi), \\ \eta_1^t &= - (c_1 x y + c_2 x + c_3 y + c_4) (\tau \phi + \gamma x \phi_x + \gamma y \phi_y + t \phi_t). \end{aligned} \quad (7.89)$$

7.1.2 $X_2 = \partial_t$

Using the vector X_2 , we can obtain ω as follows:

$$\omega = -\phi_t. \quad (7.90)$$

Using ω in Eq. (7.87), we can obtain η^x, η^y and η^t as follows:

$$\begin{aligned} \eta_2^x &= (c_1 x y + c_2 x + c_3 y + c_4) (2\phi_x \phi_t + 2\phi \phi_{tx}) - 2(c_1 y + c_2) \phi, \\ \eta_2^y &= (c_1 x y + c_2 x + c_3 y + c_4) (2\phi_y \phi_t + 2\phi \phi_{ty}) - 2(c_1 x + c_3) \phi, \\ \eta_2^t &= -(c_1 x y + c_2 x + c_3 y + c_4) \phi_t. \end{aligned} \quad (7.91)$$

7.1.3 $X_3 = y \partial_x - x \partial_y$

Using the vector X_3 , we can obtain ω as follows:

$$\omega = -y \phi_x + x \phi_y. \quad (7.92)$$

Using ω in Eq. (7.87), we can obtain η^x, η^y and η^t as follows:

$$\begin{aligned} \eta_3^x &= (c_1 x y + c_2 x + c_3 y + c_4) (-2x \phi \phi_{xy} + 2y \phi \phi_{xx} + 2y \phi_x^2 - 2x \phi_x \phi_y) - 2\phi (c_3 y + c_4) \phi_y - 2y \phi (c_1 y + c_2) \phi_x, \\ \eta_3^y &= (c_1 x y + c_2 x + c_3 y + c_4) (-2x \phi \phi_{yy} + 2y \phi \phi_{xy} - 2x \phi_y^2 + 2y \phi_y \phi_x) + 2\phi (c_2 x + c_4) \phi_x + 2x \phi (c_1 x + c_3) \phi_y, \\ \eta_3^t &= (c_1 x y + c_2 x + c_3 y + c_4) (-y \phi_x + x \phi_y). \end{aligned} \quad (7.93)$$

7.1.4 $X_4 = \partial x$

Using the vector X_4 , we can obtain ω as follows:

$$\omega = -\phi_x. \quad (7.94)$$

Using ω in Eq. (7.87), we can obtain η^x, η^y and η^t as follows:

$$\begin{aligned} \eta_4^x &= (c_1xy + c_2x + c_3y + c_4)(2\phi_x^2 + 2\phi\phi_{xx}) - 2\phi\phi_x(c_1y + c_2), \\ \eta_4^y &= 2(c_1xy + c_2x + c_3y + c_4)(\phi_x\phi_y + \phi\phi_{xy}) - 2\phi\phi_x(c_1x + c_3), \\ \eta_4^t &= -(c_1xy + c_2x + c_3y + c_4)\phi_x. \end{aligned} \quad (7.95)$$

7.1.5 $X_5 = \partial y$

Using the vector X_5 , we can obtain ω as follows:

$$\omega = -\phi_y. \quad (7.96)$$

Using ω in Eq. (7.87), we can obtain η^x, η^y and η^t as follows:

$$\begin{aligned} \eta_5^x &= 2(c_1xy + c_2x + c_3y + c_4)(\phi_x\phi_y + \phi\phi_{xy}) - 2\phi\phi_y(c_1y + c_3), \\ \eta_5^y &= (c_1xy + c_2x + c_3y + c_4)(2\phi_y^2 + 2\phi\phi_{yy}) - 2\phi\phi_y(c_1x + c_3), \\ \eta_5^t &= -(c_1xy + c_2x + c_3y + c_4)\phi_y. \end{aligned} \quad (7.97)$$

7.2 Applications

From the nonlocally related partial differential equations (PDEs), one can derive nonlocal symmetries, exact solutions, and nonlocal conservation laws. However, generating these nonlocally related PDEs becomes significantly more complex for higher-dimensional cases (where $n \geq 3$). Unlike the potential system for $n = 2$, the potential system for $n \geq 3$ is under-determined and therefore exhibits gauge freedom (for more details, refer to [29]). To remove this gauge freedom and ensure that the potential systems are completely defined, it is necessary to insert an extra equation that incorporates potential variables, which is referred to as a gauge constraint. For instance, we will assume a conservation law that exhibits divergence in the (x, y, z) space.

$$\operatorname{div} \mathbb{T} = T_x^1 + T_y^2 + T_z^3,$$

where $\mathbb{T}(x, y, z) = (T^1, T^2, T^3)$ denotes the flux vector. Consequently, a corresponding vector potential $J(x, y, z) = (J^1, J^2, J^3)$ satisfies $\mathbb{T} = \operatorname{curl} J$. Therefore, the potential system can be formulated as follows:

$$\begin{aligned} J_y^3 - J_z^2 &= T^1, \\ J_z^1 - J_x^3 &= T^2, \\ J_x^2 - J_y^1 &= T^3. \end{aligned} \quad (7.98)$$

To establish the desired potential systems and remove gauge freedom, it is crucial to include an additional equation involving potential variables, referred to as gauge constraints. The system (7.98) is inherently under-determined, requiring a gauge constraint to eliminate the gauge freedom and extract all possible solutions. Various gauge constraint options are available for this purpose, including the following:

- 1 Divergence (Coulomb) gauge: $\operatorname{div} J = J_x^1 + J_y^2 + J_z^3 = 0$,
- 2 Spatial gauge: $J^i = 0$, $i = 1, 2, 3$,
- 3 Poincare gauge: $xJ^1 + yJ^2 + zJ^3 = 0$.

While dealing with PDE that involves the time coordinate t , our typical reliance lies in the (2+1) dimension as follows:

- 1 Lorentz gauge: $J_t^1 - J_x^2 - J_y^3 = 0$,
- 2 Cronstrom gauge: $tJ^1 - xJ^2 - yJ^3 = 0$.

We list the possible potential systems for PDE (1.5) using conserved vectors from the above section.

$$\begin{aligned}
\mathcal{Y}_1 : J_x^3 - J_y^2 &= -(c_1xy + c_2x + c_3y + c_4)(\tau\phi + \gamma x\phi_x + \gamma y\phi_y + t\phi_t), \\
J_y^1 - J_t^3 &= 2\gamma x(c_1xy + c_2x + c_3y + c_4)(\phi\phi_{xx} + \phi_x^2) + 2(c_1xy + c_2x + c_3y + c_4)(t\phi\phi_{xt} + \gamma y\phi\phi_{xy} \\
&\quad + t\phi_t\phi_x + \gamma y\phi_y\phi_x + 2\tau\phi\phi_x) + 2\gamma(c_3y + c_4)\phi\phi_x - 2(c_1y + c_2)(2t\phi\phi_t + \gamma y\phi\phi_y + 2\phi^2), \quad (7.99) \\
J_t^2 - J_x^1 &= 2(c_1xy + c_2x + c_3y + c_4)(\gamma(x\phi\phi_{xx} + y\phi_y^2 + x\phi_y\phi_x + y\phi\phi_{xy} + \phi\phi_x) + t\phi_t\phi_y + \tau\phi\phi_y \\
&\quad + t\phi\phi_{tx} + \tau\phi\phi_x) - 2\phi(c_1x + c_3)(\gamma y\phi_y + t\phi_t + \gamma x\phi_x + \tau\phi).
\end{aligned}$$

$$\begin{aligned}
\mathcal{Y}_2 : J_x^3 - J_y^2 &= -(c_1xy + c_2x + c_3y + c_4)\phi_t, \\
J_y^1 - J_t^3 &= (c_1xy + c_2x + c_3y + c_4)(2\phi_x\phi_t + 2\phi\phi_{tx}) - 2(c_1y + c_2)\phi, \quad (7.100) \\
J_t^2 - J_x^1 &= (c_1xy + c_2x + c_3y + c_4)(2\phi_y\phi_t + 2\phi\phi_{ty}) - 2(c_1x + c_3)\phi.
\end{aligned}$$

$$\begin{aligned}
\mathcal{Y}_3 : J_x^3 - J_y^2 &= (c_1xy + c_2x + c_3y + c_4)(-y\phi_x + x\phi_y), \\
J_y^1 - J_t^3 &= (c_1xy + c_2x + c_3y + c_4)(-2x\phi\phi_{xy} + 2y\phi\phi_{xx} + 2y\phi_x^2 - 2x\phi_x\phi_y) - 2\phi(c_3y + c_4)\phi_y - 2y\phi(c_1y + c_2)\phi_x, \\
J_t^2 - J_x^1 &= (c_1xy + c_2x + c_3y + c_4)(-2x\phi\phi_{yy} + 2y\phi\phi_{xy} - 2x\phi_y^2 + 2y\phi_y\phi_x) + 2\phi(c_2x + c_4)\phi_x + 2x\phi(c_1x + c_3)\phi_y. \quad (7.101)
\end{aligned}$$

$$\begin{aligned}
\mathcal{Y}_4 : J_x^3 - J_y^2 &= -(c_1xy + c_2x + c_3y + c_4)\phi_x, \\
J_y^1 - J_t^3 &= (c_1xy + c_2x + c_3y + c_4)(2\phi_x^2 + 2\phi\phi_{xx}) - 2\phi\phi_x(c_1y + c_2), \quad (7.102) \\
J_t^2 - J_x^1 &= 2(c_1xy + c_2x + c_3y + c_4)(\phi_x\phi_y + \phi\phi_{xy}) - 2\phi\phi_x(c_1x + c_3).
\end{aligned}$$

$$\begin{aligned}
\mathcal{Y}_5 : J_x^3 - J_y^2 &= -(c_1xy + c_2x + c_3y + c_4)\phi_y, \\
J_y^1 - J_t^3 &= 2(c_1xy + c_2x + c_3y + c_4)(\phi_x\phi_y + \phi\phi_{xy}) - 2\phi\phi_y(c_1y + c_3), \quad (7.103) \\
J_t^2 - J_x^1 &= (c_1xy + c_2x + c_3y + c_4)(2\phi_y^2 + 2\phi\phi_{yy}) - 2\phi\phi_y(c_1x + c_3).
\end{aligned}$$

In the future study, it will be quite interesting to investigate nonlocal symmetries (1.5) emerging from $\mathcal{Y}_1, \mathcal{Y}_2, \mathcal{Y}_3, \mathcal{Y}_4, \mathcal{Y}_5$ as well as inverse potential systems and extract some new exact solutions.

8 Conclusions

This paper presents a comprehensive study of the biological population model in porous media, employing mathematical techniques such as Lie symmetry analysis, optimal systems, and the construction of conservation laws. The analysis begins by identifying the Lie symmetries of the governing equations, enabling the simplification of the complex dynamics of population distribution in porous environments. These symmetries are used to derive invariant solutions, which provide a clearer understanding of how populations evolve under various environmental conditions, including regional heterogeneity, diffusion, and nonlinear interactions.

The research further develops an optimal system, categorizing the symmetries into equivalence classes to streamline the process of identifying group-invariant solutions. This step is crucial in understanding population behaviors over time, especially in scenarios where populations are influenced by factors such as resource availability, migration, and environmental constraints.

The conservation laws derived from the model offer additional insights into the underlying physical principles that govern population changes, such as mass and energy balance. The study also highlights

how controlling key parameters, like the porous constant, can significantly influence population density and distribution, offering practical guidance for managing biological systems in real-world contexts.

Ultimately, this work provides a valuable contribution to both the theoretical and practical aspects of population dynamics in porous media. By bridging the gap between advanced mathematical methods and their biological applications, the paper equips researchers and practitioners with powerful tools to analyze, predict, and manage population growth and distribution in diverse ecological settings. This research can guide efforts in areas like habitat conservation, species management, and sustainability planning, helping to foster a balanced coexistence between biological populations and their environments.

9 Future Recommendation

The work offers valuable insights into the mechanisms and stabilizing of population dynamics, shedding light on the fundamental ecological processes involved in porous media. Subsequent research endeavors should encompass numerical simulations and visualization, empirical validation, extension to multivariate models, machine learning techniques for handling large datasets, generalization of conservation laws, and mathematical modeling to enhance the results of the paper and propel the field of mathematical biology and population dynamics forward.

10 Acknowledgements

The first author, Urvashi Joshi would like to express deepest gratitude to Aniruddha Kumar Sharma, the co-author, for his invaluable direction, support, and motivation throughout this research. She also acknowledges the financial support from the Ministry of Education (MoE). The second author, Aniruddha Kumar Sharma, acknowledges the financial support from the Council of Scientific and Industrial Research (CSIR) India, Grant/Award Number:09/0143(12918)/2021-EMR-I.

11 Conflict of Interest

According to the author's report, there is no conflict of interest associated with this article.

Bibliography

- [1] G. W. Bluman, S. Kumei, Potential symmetries, in: *Symmetries and Differential Equations*, Springer, 1989, pp. 352–383.
- [2] N. H. Ibragimov, *CRC handbook of Lie group analysis of differential equations*, Vol. 3, CRC press, 1995.
- [3] P. J. Olver, *Applications of Lie Groups to Differential Equations*, Springer-Verlag, 1993.
- [4] L. V. Ovsiannikov, *Group Analysis of Differential Equations*, Academic Press, 2014.
- [5] S. Maurya, D. Zeidan, M. Pandey, Symmetry analysis, optimal system, and invariant solutions for a (2+1)-dimensional two-phase mass flow model, *International Journal of Non-Linear Mechanics* 158 (2024) 104585.
- [6] S. G. Simon, B. Bira, D. Zeidan, Optimal systems, series solutions and conservation laws for a time fractional cancer tumor model, *Chaos, Solitons & Fractals* 169 (2023) 113311.
- [7] B. Bira, T. R. Sekhar, D. Zeidan, Application of lie groups to compressible model of two-phase flows, *Computers & Mathematics with Applications* 71 (1) (2016) 46–56.

- [8] B. Bira, T. Raja Sekhar, D. Zeidan, Exact solutions for some time-fractional evolution equations using lie group theory, *Mathematical Methods in the Applied Sciences* 41 (16) (2018) 6717–6725.
- [9] A. K. Sharma, S. Yadav, R. Arora, Invariance analysis, optimal system, and group invariant solutions of $(3+ 1)$ -dimensional non-linear MA-FAN equation, *Mathematical Methods in the Applied Sciences* 46 (17) (2023) 17883–17909.
- [10] P. J. Olver, P. Rosenau, Group-invariant solutions of differential equations, *SIAM Journal on Applied Mathematics* 47 (2) (1987) 263–278.
- [11] J. Patera, P. Winternitz, H. Zassenhaus, Continuous subgroups of the fundamental groups of physics. i. general method and the poincaré group, *Journal of Mathematical Physics* 16 (8) (1975) 1597–1614.
- [12] M. Devi, S. Yadav, R. Arora, Optimal system, invariance analysis of fourth-order nonlinear Ablowitz-Kaup-Newell-Segur water wave dynamical equation using lie symmetry approach, *Applied Mathematics and Computation* 404 (2021) 126230.
- [13] D. Singh, S. Yadav, R. Arora, A $(2+ 1)$ -dimensional modified dispersive water-wave (mdww) system: Lie symmetry analysis, optimal system and invariant solutions, *Communications in Nonlinear Science and Numerical Simulation* 115 (2022) 106786.
- [14] A. Chauhan, K. Sharma, R. Arora, Lie symmetry analysis, optimal system, and generalized group invariant solutions of the $(2+ 1)$ -dimensional Date–Jimbo–Kashiwara–Miwa equation, *Mathematical Methods in the Applied Sciences* 43 (15) (2020) 8823–8840.
- [15] A. V. Bobylev, S. V. Meleshko, Group analysis of the generalized Burnett equations, *Journal of Nonlinear Mathematical Physics* 27 (3) (2020) 494–508.
- [16] M. L. Gandarias, Nonlinear self-adjointness through differential substitutions, *Communications in Nonlinear Science and Numerical Simulation* 19 (10) (2014) 3523–3528.
- [17] N. H. Ibragimov, E. D. Avdonina, Nonlinear self-adjointness, conservation laws, and the construction of solutions of partial differential equations using conservation laws, *Russian Mathematical Surveys* 68 (5) (2013) 889.
- [18] Z.-Y. Zhang, Conservation laws of partial differential equations: symmetry, adjoint symmetry and nonlinear self-adjointness, *Computers & Mathematics with Applications* 74 (12) (2017) 3129–3140.
- [19] W. S. Gurney, R. M. Nisbet, The regulation of inhomogeneous populations, *Journal of Theoretical Biology* 52 (2) (1975) 441–457.
- [20] M. E. Gurtin, R. C. MacCamy, On the diffusion of biological populations, *Mathematical Biosciences* 33 (1-2) (1977) 35–49.
- [21] A. K. Sharma, R. Arora, Study of optimal subalgebras, invariant solutions, and conservation laws for a Verhulst biological population model, *Studies in Applied Mathematics* (2024) e12692.
- [22] J. Bear, C. Braester, On the flow of two immiscible fluids in fractured porous media, in: *Developments in Soil Science*, Vol. 2, Elsevier, 1972, pp. 177–202.
- [23] A. Okubo, *Diffusion and Ecological Problems: Mathematical Models*, *Biomath* 10 (1980).
- [24] N. Bacaër, N. Bacaër, Verhulst and the logistic equation (1838), *A short history of mathematical population dynamics* (2011) 35–39.

- [25] P. F. Verhulst, *Mathematical research into the law of population growth increase*, Vol. 18, Hayez, 1845.
- [26] X. Hu, Y. Li, Y. Chen, A direct algorithm of one-dimensional optimal system for the group invariant solutions, *Journal of Mathematical Physics* 56 (5) (2015).
- [27] N. H. Ibragimov, Nonlinear self-adjointness and conservation laws, *Journal of Physics A: Mathematical and Theoretical* 44 (43) (2011) 432002.
- [28] S. Sil, T. R. Sekhar, D. Zeidan, Nonlocal conservation laws, nonlocal symmetries and exact solutions of an integrable soliton equation, *Chaos, Solitons & Fractals* 139 (2020) 110010.
- [29] A. F. Cheviakov, G. W. Bluman, Multidimensional partial differential equation systems: Generating new systems via conservation laws, potentials, gauges, subsystems, *Journal of Mathematical Physics* 51 (10) (2010).