

Multimodal Fact-Checking with Vision Language Models: A Probing Classifier based Solution with Embedding Strategies

Recep Firat Cekinel¹, Pinar Karagoz¹, Çağrı Çöltekin²,

¹Middle East Technical University, Turkiye ²University of Tübingen, Germany

Correspondence: rfcekinel@ceng.metu.edu.tr

Abstract

This study evaluates the effectiveness of Vision Language Models (VLMs) in representing and utilizing multimodal content for fact-checking. To be more specific, we investigate whether incorporating multimodal content improves performance compared to text-only models and how well VLMs utilize text and image information to enhance misinformation detection. Furthermore we propose a probing classifier based solution using VLMs. Our approach extracts embeddings from the last hidden layer of selected VLMs and inputs them into a neural probing classifier for multi-class veracity classification. Through a series of experiments on two fact-checking datasets, we demonstrate that while multimodality can enhance performance, fusing separate embeddings from text and image encoders yielded superior results compared to using VLM embeddings. Furthermore, the proposed neural classifier significantly outperformed KNN and SVM baselines in leveraging extracted embeddings, highlighting its effectiveness for multimodal fact-checking.

1 Introduction

Social media platforms are increasingly becoming the primary source of news for many people. However, these platforms are susceptible to the rapid spread of fake stories, which can be used to manipulate public opinion (Allcott and Gentzkow, 2017). Fabricated posts may include false text, images, videos, or speech content (Alam et al., 2022; Akhtar et al., 2023; Comito et al., 2023), designed to deceive social media users. Therefore, automated fact-checking systems should be able to consider information from different modalities (Abdali et al., 2024). For instance, on the Snopes website, a claim¹ about an edited image was proven

¹<https://www.snopes.com/fact-check/hitler-trump-image-fake/>

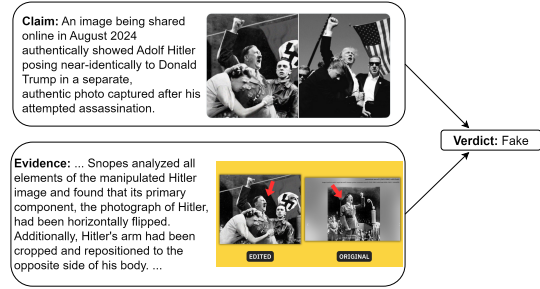


Figure 1: Example multimodal fact-checking from Snopes

to be fake by providing the original image and explaining how it was fabricated to manipulate public opinion about public figures. To verify the truthfulness of such content, it is essential to process both text and image information (see Figure 1).

A vision language model (VLM) consists of an image encoder, a text encoder and a mechanism such as contrastive learning (Bordes et al., 2024) and cross attention (Chen et al., 2022) to fuse text and image information. By this way, the model leverages the text and visual information while generating a response text. VLMs consist of billions of parameters and fine-tuning these models requires significant computational resources. Although parameter-efficient fine-tuning approaches (Hu et al., 2022; Liu et al., 2024c) have proven to be very effective for large language models, VLMs do not scale well horizontally. Consequently, such VLMs cannot be fine-tuned with moderate batch size and sequence length on a single GPU for problems like fact-checking that requires long text inputs.

Instead of fine-tuning, probing classifiers are trained on the representations of a pre-trained model (Kunz and Kuhlmann, 2020) to predict linguistic features such as dependency parsing (Adelmann et al., 2021) and POS tagging (Kunz and Kuhlmann, 2021). A key advantage of probing classifiers is their ability to assess how well the

pre-trained model has captured linguistic properties. In this study, we aim to evaluate how VLMs leverage both text and images for the fact-checking task by training a probing classifier. The following research questions are addressed in the paper.

RQ1: Validating the need for multimodality:

Does incorporating multimodal data improve performance in the fact-checking task or are text-only models sufficient?

RQ2: Leveraging multimodal content: How effectively do VLMs utilize both text and image information to enhance fact-checking performance?

RQ3: Evaluating probing classifiers: How does a probing neural classifier compare to baseline models in the context of the fact-checking task?

This study proposes a probing classifier that involves extracting the last hidden layer’s representation and using it as input for a neural network. By introducing this pipeline, we aim to elaborate on the utilization of multimodal information, text and image, compared to embeddings extracted from discrete text-only and image-only models for the fact-checking problem. The source code is available at the following anonymous [GitHub repository](#)²

2 Related Work

Text-Based Fact-Checking Shared tasks such as FEVER (Thorne et al., 2018), CLEF2018 (Nakov et al., 2018) and AVeriTeC (Schlichtkrull et al., 2023) evaluate fact-checking systems on textual claims. Although LLMs achieved high success rates on fact-checking with English data even in zero-shot settings (Hoes et al., 2023), Zhang et al. (2024) emphasize the need for language models that are specifically pre-trained on the target language. Similarly Cekinel et al. (2024) investigate cross-lingual transfer learning using LLMs. Additionally, Cheung and Lam (2023) incorporate external evidence during instruction-tuning to enhance the knowledge of LLMs. Moreover, Yue et al. (2023) focus on cross-domain knowledge transfer with in-context learning. Tang et al. (2024) verify the factuality of synthetically generated claims against grounding documents. LLMs are also used for explanation generation (Bangerter et al., 2024; Zeng and Gao, 2024; Mediratta et al., 2024) and neuro-symbolic program generation (Pan et al., 2023) for fact-checking. While these works primarily focus on enhancing models’ knowledge, we aim

to explore how they can leverage different modalities.

Multimodal Fact-Checking While SpotFake+ (Singhal et al., 2020) concatenates extracted text and image features for further processing through feed-forward layers, CARMN (Song et al., 2021) fuses multimodal information using a cross-modal attention residual network. Pre-CoFactv2 (Du et al., 2023) implements a multi-type fusion model that uses cross-modality and cross-type relations. COOLANT (Wang et al., 2023) implemented a contrastive learning based fusion method for image-text alignment. Gao et al. (2024) incorporates the information extracted from the tweet graph with text and image embeddings for improving fake news detection. Liu et al. (2024b) examined the impact of audio in multimodal fact-checking by proposing a framework that fuses text, video and audio information with the cross-attention mechanism. Wang et al. (2024a) align news text with images by cross-modal attention model.

Geng et al. (2024) propose an evaluation framework for VLMs that assesses the pre-trained knowledge of these models in fact-checking without evidence. RAGAR (Khaliq et al., 2024) presents a RAG-based model that reframes the problem as question-answering for retrieved evidence pieces. MMIDR (Wang et al., 2024b) trains a distilled model to generate explanations. SARD framework (Yan et al., 2024) applies multimodal semantic alignment to integrate multimodal network features. LVLM4FV (Tahmasebi et al., 2024) is an evidence-ranking approach and was evaluated on two benchmark datasets using LLMs and VLMs with zero-shot setting.

Although recent studies have focused on developing multimodal models for fact-checking using various fusion approaches, we aim to explore how effectively VLMs utilize different modalities. Geng et al. (2024) also evaluated the robustness of recent VLMs for this problem by comparing the pre-trained knowledge of selected models and their prediction accuracy and confidence rates in zero-shot and few-shot settings. In contrast, we aim to leverage VLM representations by proposing a pipeline that trains a classifier using these embeddings. Furthermore, our primary focus is on utilizing multimodal information. In the experiments, we evaluate the intrinsic fusion of multimodal information against the extrinsic fusion of separate text-only and image-only representations.

²<https://github.com/firatcekinel/Multimodal-Fact-Checking-with-Vision-Language-Models>

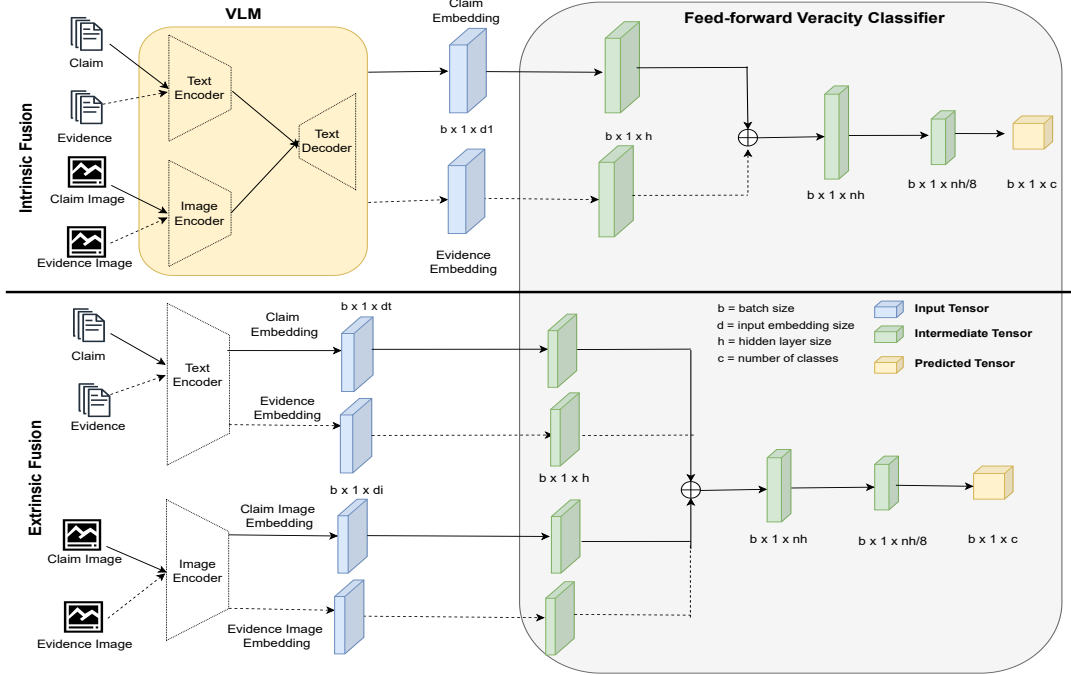


Figure 2: Overview of our probing fact-verification classifier. ReLU activation is applied after each linear layer with dropout for better generalization. The dashed lines indicate optional embeddings. In other words, evidence text and evidence image representations are optional in this pipeline.

3 The Proposed Method

3.1 Feed-Forward Veracity Classifier

We introduce a probing classifier to examine the efficiency of multimodal embeddings compared to separate embeddings extracted from text-only and image-only models for veracity prediction. The VLM embeddings fuse text and image modalities intrinsically but distinct text and image encoder embeddings are fused extrinsically by the probing classifier as illustrated in Figure 2.

First, the last hidden layer representation is extracted from a VLM or a text/image encoder. The neural classifier either receives the VLM representation or embeddings from the corresponding text encoder and image encoder, then predicts veracity classes. If multiple input tensors are fed to the neural classifier, they are processed by a linear layer and after the first layer, all tensors are resized to a "hidden_size" — a hyper-parameter determined by validation experiments — and then concatenated. We concatenate after the first layer because the text and image embedding sizes vary significantly. To utilize both types of information equally, we resize these embeddings to the same dimension and concatenate them afterward. On the other hand, if only the VLM embedding is given to the net-

work as input, two linear layers process the tensor sequentially without any concatenation.

In both of the probing classifier architectures, we implement a weighted cross-entropy loss, with weights determined by inverse class ratios to penalize the majority class more. Since PyTorch’s cross-entropy loss implementation combines softmax with negative log-likelihood loss, the output tensor predicts class probabilities. Consequently, the classifier predicts the class with the highest probability for a given instance.

3.2 Models

The primary goal of this study is to examine whether merging image and text information provides gains for the fact-checking problem. To this end, we selected three multimodal models with different fusion mechanisms, as explained below.

Qwen-VL (Bai et al., 2023b) is a multimodal model introduced by Alibaba Cloud. Qwen-VL is based on the Qwen-7B (Bai et al., 2023a) language model and Openclip’s ViT-bigG (Ilharco et al., 2021) vision transformer. The model leverages both modalities through a cross-attention mechanism. Information from the vision encoder is fused into the language model using a single-layer cross-attention adapter with query embeddings optimized

during the training phase. In this study, we employed *Qwen-VL-Chat-Int4* checkpoint which was the 4-bit quantized version.

Idefics2 (Laurençon et al., 2024) is a general-purpose multimodal VLM introduced by Huggingface. It is based on the Mistral-7B (Jiang et al., 2023) language model and SigLIP’s vision encoder (Zhai et al., 2023) (SigLIP-So400m/14). The model employs a vision-language connector that takes the vision encoder’s representation as input, using perceiver pooling and MLP modality projection. After these operations, the image information is concatenated with the encoded text representation and fed into the language model decoder.

PaliGemma (Beyer et al., 2024) is introduced by Google and is based on the Gemma-2B (Team et al., 2024) language model and SigLIP’s vision encoder (Zhai et al., 2023) (SigLIP-So400m/14). Since Gemma-2B is a decoder-only language model, the vision encoder’s representation is fed into a linear projection, concatenated with text inputs, and then fed into the Gemma-2B language model for text generation. In this study, we employed *paligemma-3b-mix-448* checkpoint that was fine-tuned on a mixture of downstream tasks.

3.3 Datasets

Mocheg (Yao et al., 2023) consists of 15K fact-checked claims from Politifact³ and Snopes.⁴ These websites employ journalists to verify claims who collect evidence documents and write ruling comments. The Mocheg dataset includes both text and image evidence which were crawled from the reference articles linked on the fact-checked claims’ webpages. In cases where multiple evidence images were available for a claim, some collected images were found to be irrelevant. Therefore, for the experiments, only the first image was used as the evidence image.

Factify2 (Suryavardan et al., 2023) is a challenge dataset containing 50K claims. The authors collected true claims from tweets by Indian and US news agencies and false claims from fact-checking websites. They scraped text and image evidence from external articles and also collected claim images from the headlines of the claims. The fact-verification task was reformulated as an entailment problem where claims were annotated to indicate whether the claim text and image were entailed by the evidence text and image.

³<https://www.politifact.com/>

⁴<https://www.snopes.com/>

4 Experiments

We conducted experiments on compute nodes with 4x40GB Nvidia A100 GPUs. While evaluating the models on the datasets, we ignore the instances that have missing text evidence or images. For the Mocheg dataset, we used the original train-dev-test splits. The dataset has three labels "*supported*", "*refuted*" and "*not enough info (NEI)*" and we used the labels as it is.

Regarding the Factify2 dataset, since the labels in the test set were unavailable, the original validation data was kept for testing. Instead, we randomly selected 10% of the training set for validation but kept the same percentages of classes in each split. Similar to (Tahmasebi et al., 2024), we reduced the original five labels to three classes: *Support* (Support_Multimodal & Support_Text), *Refute* and *Not enough info* (Insufficient_Multimodal & Insufficient_Text) to evaluate the proposed approach.

During the training of the probing classifier using the embeddings, validation experiments were conducted through grid search within the parameter space detailed below. Note that only the best parameter settings are presented in Appendix A. Last but not least, we reported F1-macro scores and F1 scores for each class in the following experiments.

4.1 Zero-Shot Inference

In this experiment, we evaluated the zero-shot inference performance of text-only language models and multimodal VLMs on selected datasets. The text-only models were the same language models used in the VLMs for text processing. The purpose of reporting the results on text-only models is to examine the necessity of image content for the fact-checking problem.

For the text-only models, the claim and evidence text were provided as a single prompt, as illustrated in Figure 3. Similarly, for each claim statement, the evidence text and evidence image were fed to the VLMs using a similar prompt template. Note that we reported results only for instances where the models responded with "supported," "refuted," or "not enough info." In other words, if the models did not provide a relevant justification, these cases were excluded from the reported results.

We also reported the performance of two baseline models, LVLM4V (Tahmasebi et al., 2024) and MOCHEG (Yao et al., 2023), for comparison. MOCHEG concatenates the claim, evidence and image to generate CLIP (Radford et al., 2021) rep-

Models	Inputs	MOCHEG				FACTIFY2			
		Support	Refute	NEI	F1-macro	Support	Refute	NEI	F1-macro
Qwen-7B	text	0.533	0.262	0.169	0.321	0.524	0.458	0.281	0.421
Mistral-7B	text	0.505	0.281	0.216	0.334	0.575	0.561	0.093	0.409
Gemma-2b	text	0.610	0.462	0.315	0.462	0.562	0.119	0.083	0.255
Qwen-VL	text + image	0.168	0.472	0.186	0.275	0.463	0.460	0.369	0.431
Idefics2-8b	text + image	0.619	0.547	0.385	0.517	0.586	0.644	0.303	0.511
PaliGemma-3b	text + image	0.222	0.347	0.449	0.339	0.149	0.139	0.186	0.158
LVL4M4FV	text	0.575	0.542	0.439	0.519	0.593	0.581	0.560	0.578
LVL4M4FV	text + image	0.578	0.569	0.457	0.535	0.678	0.605	0.508	0.597
MOCHEG	text + image	0.490	0.604	0.282	0.459	0.547	0.621	0.275	0.481

Table 1: Text-only and multimodal inference results

Models	Inputs	MOCHEG				FACTIFY2			
		Support	Refute	NEI	F1-macro	Support	Refute	NEI	F1-macro
PaliGemma-3b	text + image	0.412	0.514	0.173	0.366	0.751	0.997	0.757	0.835

Table 2: PaliGemma-3b fine-tuning results

Assess the factuality of the following claim by considering evidence. Only answer "supported", "refuted" or "not enough info".
Claim: {claim}
Evidence: {evidence}

Figure 3: Prompt template

representations, employing attention mechanisms to update the claim representation based on the evidence. LVL4M4V uses two-level prompting, formulating the problem as two binary questions and utilizing the Mistral (Jiang et al., 2023) and LLaVa (Liu et al., 2024a) models.

F1-macro scores along with F1 scores for each class are presented in Table 1 for both text-only and multimodal models. The results show that multimodality can enhance performance depending on the dataset and model configuration. For example, both Idefics-8b and LVL4M4FV consistently outperformed their text-only counterparts, while Qwen-VL performed slightly better on the Factify2 dataset but worse on the Mocheg dataset. In contrast, PaliGemma consistently responded with, "sorry, as a base VLM I am not trained to answer this question" to test queries, suggesting that specific policies were implemented in the base VLM to prevent responses to ambiguous queries. As a result, PaliGemma’s inference performance was significantly lower than that of its language model counterpart, Gemma-2b (see Appendix B for response frequencies). The inference scores of Idefics2-8b suggest that images may provide additional information for fact-checking, likely due

to its fine-tuning on a mixture of supervised and instruction datasets, which could explain its success on these datasets. Additionally, LVL4M4V’s prompting strategy appears more efficient, as it first checks whether the evidence is sufficient for verification before issuing a second prompt to verify or refute the claim.

Qualitative Analysis. A qualitative analysis was conducted to explore the types of claims that were correctly predicted by multimodal models but incorrectly predicted by text-only models. In this analysis, the predictions from both the text-only (Mistral-7B) and multimodal (Idefics2-8b) models were employed on the Mocheg dataset. Although for the fact-checking problem, textual contents are the primary source, images are shown to be useful. After examining the instances that are correctly predicted by the VLM but misclassified by the LLM, we found that such instances required image information to accurately verify the claims, as illustrated in Figure 4.

Fine-tuning PaliGemma-3b. Fact-checking requires long evidence with supporting images, making it computationally challenging to fine-tune the VLMs with moderate batch sizes and sequence lengths on a single GPU. Therefore, we fine-tuned only the *PaliGemma-3b-pt-224* checkpoint using claim, evidence and claim image as input. The experimental details are given in Appendix C.

Evidence in the Mocheg dataset was collected from reference web articles. In contrast, Factify2 used the justifications provided by fact-checkers as evidence. As a result, Factify2’s evidence is

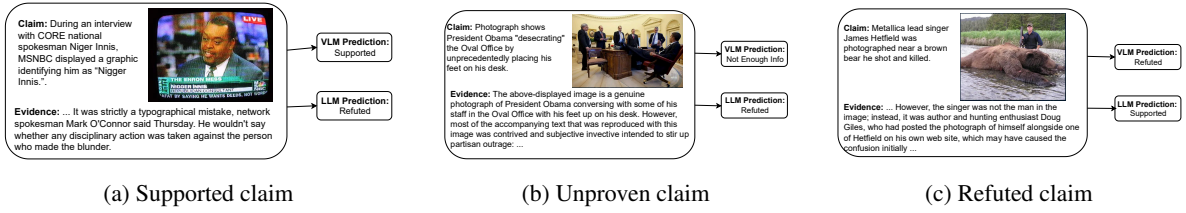


Figure 4: Qualitative examples for VLM and LLM inference predictions

more concise and self-explanatory. However, models should interpret the knowledge from Mocheg’s evidence sources to make a final decision. Because of the GPU memory considerations, evidence texts were cropped if they exceeded 768 words.

Fine-tuning results, presented in Table 2, show a significantly lower score of 0.366 on the Mocheg dataset compared to inference results, due to cropping of the evidence text. However, on the Factify2 dataset, the evidence texts were shorter and the model leveraged the key information for making a decision and achieved 0.835 F1-macro score. Note that, on the Factify2 challenge the best-performing model was Logically (Gao et al., 2021) which was also fine-tuned on Factify2 dataset and it achieved 0.897 F1-macro score. Due to computational constraints, we were unable to utilize the long text evidence, particularly in the Mocheg dataset. As a result, we introduced a probing classifier instead of fine-tuning the selected VLMs.

4.2 Intrinsic Fusion of VLM Embeddings

In this experiment, we examined whether inherently multimodal models effectively utilize both text and image information. First, we extracted embeddings from selected VLMs and fed these vector representations into a feed-forward multi-class classifier. We extracted the last hidden states and applied mean pooling to each token’s embedding. In other words, the extracted embedding size was $(1, ntokens, ndim)$, where $ntokens$ is the number of tokens and $ndim$ is the dimension of each token embedding. Mean pooling provided a single embedding for each instance.

We provided two sets of inputs for extracting embeddings: mm_claim and $mm_evidence$. The mm_claim input consists of a claim and a corresponding image while the $mm_evidence$ input consists of text evidence and an evidence image. For the second setting, we fed two input vectors to the classifier network: the mm_claim embedding and the $mm_evidence$ embedding. This is because $mm_evidence$ includes only the evidence represen-

tation - evidence image and evidence text - so we provided the claim information by feeding a second input to the classifier.

According to Table 3, the $mm_evidence$ input setting improved F1-macro scores consistently for all models. This indicates that using both text and image evidence improved classification performance on both datasets. The results suggest that the selected VLMs effectively leverage information from evidence text and images on both the Mocheg and Factify2 datasets.

4.3 Extrinsic Fusion of Language Model and Vision Encoder Embeddings

Separate embeddings were extracted for text and image information from the vision encoders and language models, respectively. Afterward, we performed mean pooling to obtain one-dimensional vector representations for each instance. For this experiment, we had four input setups:

Input1 (claim+image): The claim representation was taken from the language model and the corresponding image representation was taken from the vision transformer.

Input2 (claim+claim_image+text+text_image): In addition to Input1, the evidence text representation was extracted from the language model and the evidence image representation was extracted from the vision transformer.

Input3 (mm_claim+mm_image): The embeddings extracted when the claim text is given to the VLM and the embeddings extracted when only the claim image is given were used separately.

Input4 (mm_text+mm_image): The embeddings extracted when all textual content is given to the VLM and the embeddings extracted when only the images are given were used separately.

Inputs, except Input2, had two separate text and image embeddings. Only the second setup had four embeddings: claim embedding, claim image embedding, text embedding, and text image embedding. After extracting the embeddings, we trained the proposed probing classifier as described in Sec-

Model	Inputs	MOCHEG				FACTIFY2			
		Support	Refute	NEI	F1-macro	Support	Refute	NEI	F1-macro
Qwen-VL	mm_claim	0.467	0.459	0.463	0.463	0.238	0.505	0.513	0.418
Idefics2-8b	mm_claim	0.522	0.535	0.399	0.485	0.427	0.516	0.471	0.471
PaliGemma-3b	mm_claim	0.495	0.510	0.451	0.485	0.398	0.387	0.503	0.429
Qwen-VL	mm_claim+mm_evidence	0.483	0.561	0.417	0.487	0.532	0.443	0.469	0.481
Idefics2-8b	mm_claim+mm_evidence	0.501	0.572	0.429	0.501	0.339	0.674	0.560	0.524
PaliGemma-3b	mm_claim+mm_evidence	0.522	0.592	0.444	0.519	0.307	0.604	0.575	0.495

Table 3: Intrinsic fusion of VLM embeddings: Feed-forward neural classification with VLM embeddings

Model	Inputs	MOCHEG				FACTIFY2			
		Support	Refute	NEI	F1-macro	Support	Refute	NEI	F1-macro
Qwen-7B+Vit-bigG	claim+image	0.472	0.533	0.438	0.481	0.520	0.854	0.514	0.629
Mistral-7B+SigLIP	claim+image	0.515	0.555	0.498	0.522	0.095	0.951	0.654	0.566
Gemma-2b+SigLIP	claim+image	0.506	0.555	0.430	0.497	0.479	0.809	0.481	0.590
Qwen-7B+Vit-bigG	claim+claim_image+text+text_image	0.486	0.577	0.413	0.492	0.398	0.788	0.558	0.581
Mistral-7B+SigLIP	claim+claim_image+text+text_image	0.503	0.574	0.407	0.495	0.580	0.607	0.362	0.516
Gemma-2b+SigLIP	claim+claim_image+text+text_image	0.500	0.584	0.378	0.487	0.580	0.607	0.362	0.556
Qwen-VL	mm_claim+mm_image	0.528	0.515	0.462	0.502	0.318	0.806	0.642	0.589
Idefics2-8b	mm_claim+mm_image	0.555	0.578	0.452	0.528	0.437	0.982	0.593	0.670
PaliGemma-3b	mm_claim+mm_image	0.551	0.453	0.390	0.465	0.606	0.583	0.000	0.396
Qwen-VL	mm_text+mm_image	0.499	0.612	0.431	0.514	0.519	0.812	0.530	0.620
Idefics2-8b	mm_text+mm_image	0.526	0.541	0.458	0.509	0.319	0.825	0.547	0.564
PaliGemma-3b	mm_text+mm_image	0.467	0.512	0.447	0.475	0.623	0.681	0.001	0.435

Table 4: Extrinsic fusion of embeddings: Feed-forward neural classification with distinct text and image embeddings

tion 3.1 for multi-class veracity prediction. We extracted the embeddings for Input1 and Input2 using the selected multimodels’ text and vision encoders that were also mentioned in Section 3.2.

According to Table 4, Idefics2 with the third input setup outperformed the other models on both datasets. Note that Idefics2 also performed better in zero-shot evaluations which could indicate that the model might have encountered similar data during pre-training. Therefore, it may leverage its pre-training knowledge while processing these claims.

4.4 Ablation Study

Our feed-forward classifier, illustrated in Figure 2, consists of two sequential linear layers. The first layer resizes each input tensor to a "hidden size" before concatenating the tensors. We chose this approach because there was a significant difference between the image and text embedding sizes. By reshaping each tensor to the same size before concatenation, we aimed to utilize both types of information more effectively.

However, this approach has some limitations. If concatenation were performed before the first hidden layer, linear layers would be common for all models and input setups. In our approach, only the layers after concatenation are common so as the number of inputs increases, the number of learned parameters for the non-common layers also increases. Additionally, we did not validate the depth

of the neural classifier and the network depth might be too shallow for the veracity detection task.

To assess whether the neural classifier effectively learns the intended task, we conducted an experiment using KNN and SVM classifiers with the same training embeddings as mentioned in Section 4.2. We set the number of neighbors (k), to seven which was decided after exploring consecutive values. Similarly, we trained SVM classifier with a linear kernel. As shown in Table 5, our approach outperformed the baselines on both datasets which implies that the proposed neural classifier leveraged the embeddings much better than the KNN and SVM classifiers on both datasets.

5 Discussion

First, we addressed RQ1 by conducting a zero-shot experiment to verify that multimodality improves performance depending on the dataset and model configuration, with models like Idefics-8b and LVL4V outperforming their text-only counterparts. Idefics2-8b benefits from image information while LVL4V’s efficient prompting strategy further enhances verification accuracy.

Additionally, the proposed intrinsic fusion pipeline which utilizes VLM embeddings, outperformed the VLMs’ base inference performance (see Table 1 and Table 3). The only exception was the Idefics2 model on the Mocheg dataset, which had a 0.517 F1-macro inference score while the classifier

Method	Model	Inputs	MOCHEG				FACTIFY2			
			Support	Refute	NEI	F1-macro	Support	Refute	NEI	F1-macro
KNN	Qwen-VL	mm_claim	0.253	0.433	0.235	0.307	0.422	0.025	0.485	0.311
	Idefics2-8b	mm_claim	0.254	0.438	0.276	0.322	0.394	0.013	0.471	0.308
	PaliGemma-3b	mm_claim	0.237	0.435	0.250	0.307	0.410	0.009	0.471	0.293
	Qwen-VL	mm_claim+mm_evidence	0.207	0.433	0.160	0.267	0.417	0.023	0.484	0.299
	Idefics2-8b	mm_claim+mm_evidence	0.206	0.450	0.122	0.259	0.405	0.016	0.477	0.296
	PaliGemma-3b	mm_claim+mm_evidence	0.150	0.457	0.148	0.252	0.401	0.017	0.471	0.296
SVM	Qwen-VL	mm_claim	0.375	0.453	0.273	0.367	0.234	0.156	0.512	0.301
	Idefics2-8b	mm_claim	0.432	0.491	0.284	0.402	0.268	0.238	0.479	0.217
	PaliGemma-3b	mm_claim	0.412	0.487	0.263	0.387	0.000	0.233	0.533	0.328
	Qwen-VL	mm_claim+mm_evidence	0.380	0.490	0.233	0.368	0.583	0.046	0.023	0.320
	Idefics2-8b	mm_claim+mm_evidence	0.392	0.514	0.231	0.379	0.592	0.187	0.181	0.255
	PaliGemma-3b	mm_claim+mm_evidence	0.383	0.521	0.256	0.387	0.558	0.141	0.276	0.325

Table 5: Baseline classifiers’ results

achieved only a 0.501 F1-macro score. Since the probing classifier has only two layers, it might be too shallow for this dataset and model. Note that the primary goal of this study is not to achieve state-of-the-art scores for the selected datasets. Instead, we aim to evaluate whether recent VLMs improve performance on the fact-checking problem through multimodality or if fusing externally the information from distinct models achieves superior results.

Secondly, we addressed RQ2 by assessing how VLMs leverage text and image information. According to the results, for Idefics2-8b and Qwen-VL, multimodal embeddings were outperformed by discrete models (see Table 3 and Table 4). In other words, extracting separate embeddings resulted in higher F1-macro scores across all models. To be more specific, on the Mocheg dataset, the highest F1-macro scores for Qwen-VL and Idefics-8b were 0.514 and 0.528 respectively. Similarly, on the Factly2 dataset, the highest F1-macro scores were 0.629, 0.670 and 0.590 respectively. Although the best results were achieved with different input setups, for all of the best results, we extracted separate text and image embeddings. In contrast, when embeddings were extracted from inherently multimodal VLMs (as shown in Table 3), the maximum F1-macro scores were lower except PaliGemma-3b on Mocheg dataset. This indicates that for the given evaluation framework, using discrete text and image embeddings yielded higher F1-macro scores.

Besides, RQ3 was addressed by conducting an ablation study to examine how the proposed classifier leverages embeddings against KNN and SVM baselines. According to our evaluations, the proposed classifier utilized the extracted embeddings significantly better than the baseline approaches.

Finally, on the Mocheg dataset, the selected models struggle more on "not enough info" cases, as

their lowest success rates, even in the best settings, were consistently associated with this class. This may be due to class relabeling, where the authors of the Mocheg dataset reannotated the "Mixture," "Unproven," and "Multiple" cases as "Not Enough Info" which may lead to confusion for the models. In contrast, on the Factly2 dataset, the trained classifier was more successful in distinguishing fake claims compared to other classes. This could be linked to the difference of data domains, as the genuine news was sourced from news agencies while fake claims were crawled from fact-checking sites and satirical articles.

6 Conclusion

In this study, we utilize VLMs for multimodal fact-checking and propose a probing classifier-based approach. The proposed pipeline extracts embeddings from the last hidden layer of selected VLMs and fuses multimodal embeddings (extrinsic or intrinsic) into a simple feed-forward neural network for multi-class veracity classification. The experiments show that employing a probing classifier is more effective than the base VLM performance and extrinsic fusion usually outperforms the intrinsic fusion for the proposed approach. As future work, we plan to employ VLMs as assistants rather than as primary fact-checkers. To be more specific, the VLM can be used as an assistant that reviews the given text and image and returns a summary or justification to guide the text-only model for the fact-checking task. Since the LLMs are prone to hallucination and their accuracy depends on the quality of their training data which may be outdated or biased, incorporating knowledge grounding could be a more reliable strategy for real-world deployment.

7 Limitations

We tested a limited number of models which may not fully capture the variability across different models and configurations. Additionally, the evaluations were performed on English datasets, restricting the assessment of multilingual capabilities. Furthermore, there is a potential risk that some dataset instances may overlap with the training data of the VLMs which could bias the evaluation results.

Moreover, while extracting embeddings from the selected VLMs and corresponding LLMs, we encountered some computational overhead. More specifically, for some claims, the evidence field exceeded the sequence length of the models or could not fit within our memory constraints. Therefore, we cropped the evidence fields for such instances. Furthermore, while LLMs and VLMs are prone to hallucination, we did not perform any analysis on this phenomenon within the scope of this study.

Acknowledgments

This research is supported by the Scientific and Technological Research Council of Turkey (TUBITAK, Prog: 2214-A) and the German Academic Exchange Service (DAAD, Prog: 57645447). We would like to thank the anonymous reviewers for their suggestions to improve the study. We also appreciate METU-ROMER and the University of Tübingen for providing the computational resources.

This project is partially supported by METU with grant no ADEP-312-2024-11484. Parts of this research received the support of the EXA4MIND project, funded by the European Union's Horizon Europe Research and Innovation Programme, under Grant Agreement N° 101092944. Views and opinions expressed are however those of the author(s) only and do not necessarily reflect those of the European Union or the European Commission. Neither the European Union nor the granting authority can be held responsible for them.

References

Sara Abdali, Sina shaham, and Bhaskar Krishnamachari. 2024. [Multi-modal misinformation detection: Approaches, challenges and opportunities](#). *Preprint*, arXiv:2203.13883.

Benedikt Adelmann, Wolfgang Menzel, and Heike Zinsmeister. 2021. The impact of word embeddings on neural dependency parsing. In *Proceedings of the*

17th Conference on Natural Language Processing (KONVENS 2021), pages 1–13.

Mubashara Akhtar, Michael Schlichtkrull, Zhijiang Guo, Oana Cocarascu, Elena Simperl, and Andreas Vlachos. 2023. Multimodal automated fact-checking: A survey. In *Findings of the Association for Computational Linguistics: EMNLP 2023*, pages 5430–5448.

Firoj Alam, Stefano Cresci, Tanmoy Chakraborty, Fabrizio Silvestri, Dimiter Dimitrov, Giovanni Da San Martino, Shaden Shaar, Hamed Firooz, and Preslav Nakov. 2022. A survey on multimodal disinformation detection. In *Proceedings of the 29th International Conference on Computational Linguistics*, pages 6625–6643.

Hunt Allcott and Matthew Gentzkow. 2017. Social media and fake news in the 2016 election. *Journal of economic perspectives*, 31(2):211–236.

Jinze Bai, Shuai Bai, Yunfei Chu, Zeyu Cui, Kai Dang, Xiaodong Deng, Yang Fan, Wenbin Ge, Yu Han, Fei Huang, et al. 2023a. Qwen technical report. *arXiv preprint arXiv:2309.16609*.

Jinze Bai, Shuai Bai, Shusheng Yang, Shijie Wang, Sinan Tan, Peng Wang, Junyang Lin, Chang Zhou, and Jingren Zhou. 2023b. Qwen-vl: A versatile vision-language model for understanding, localization, text reading, and beyond. *arXiv preprint arXiv:2308.12966*.

Micaela Lucia Bangerter, Giuseppe Fenza, Domenico Furno, Mariacristina Gallo, Vincenzo Loia, Claudio Stanzione, and Ilsun You. 2024. A hybrid framework integrating llm and anfis for explainable fact-checking. *IEEE Transactions on Fuzzy Systems*.

Lucas Beyer, Andreas Steiner, André Susano Pinto, Alexander Kolesnikov, Xiao Wang, Daniel Salz, Maxim Neumann, Ibrahim Alabdulmohsin, Michael Tschannen, Emanuele Bugliarello, et al. 2024. Paligemma: A versatile 3b vlm for transfer. *arXiv preprint arXiv:2407.07726*.

Florian Bordes, Richard Yuanzhe Pang, Anurag Ajay, Alexander C Li, Adrien Bardes, Suzanne Petryk, Oscar Mañas, Zhiqiu Lin, Anas Mahmoud, Bargav Jayaraman, et al. 2024. An introduction to vision-language modeling. *arXiv preprint arXiv:2405.17247*.

Recep Firat Cekinel, Çağrı Çöltekin, and Pinar Karagoz. 2024. [Cross-lingual learning vs. low-resource fine-tuning: A case study with fact-checking in Turkish](#). In *Proceedings of the 2024 Joint International Conference on Computational Linguistics, Language Resources and Evaluation (LREC-COLING 2024)*, pages 4127–4142, Torino, Italia. ELRA and ICCL.

Jun Chen, Han Guo, Kai Yi, Boyang Li, and Mohamed Elhoseiny. 2022. Visualgpt: Data-efficient adaptation of pretrained language models for image captioning. In *Proceedings of the IEEE/CVF Conference on Computer Vision and Pattern Recognition*, pages 18030–18040.

- Tsun-Hin Cheung and Kin-Man Lam. 2023. Factllama: Optimizing instruction-following language models with external knowledge for automated fact-checking. In *2023 Asia Pacific Signal and Information Processing Association Annual Summit and Conference (APSIPA ASC)*, pages 846–853. IEEE.
- Carmela Comito, Luciano Caroprese, and Ester Zumpano. 2023. Multimodal fake news detection on social media: a survey of deep learning techniques. *Social Network Analysis and Mining*, 13(1):101.
- Tim Dettmers, Artidoro Pagnoni, Ari Holtzman, and Luke Zettlemoyer. 2024. Qlora: Efficient finetuning of quantized llms. *Advances in Neural Information Processing Systems*, 36.
- Wei-Wei Du, Hong-Wei Wu, Wei-Yao Wang, and Wen-Chih Peng. 2023. [Team triple-check at factify 2: Parameter-efficient large foundation models with feature representations for multi-modal fact verification](#). Preprint, arXiv:2302.07740.
- Jie Gao, Hella-Franziska Hoffmann, Stylianos Oikonomou, David Kiskovski, and Anil Bandhakavi. 2021. Logically at factify 2022: Multimodal fact verification. *arXiv preprint arXiv:2112.09253*.
- Xingyu Gao, Xi Wang, Zhenyu Chen, Wei Zhou, and Steven CH Hoi. 2024. Knowledge enhanced vision and language model for multi-modal fake news detection. *IEEE Transactions on Multimedia*.
- Jiahui Geng, Yova Kementchedjhiya, Preslav Nakov, and Iryna Gurevych. 2024. [Multimodal large language models to support real-world fact-checking](#). Preprint, arXiv:2403.03627.
- Emma Hoes, Sacha Altay, and Juan Bermeo. 2023. [Leveraging chatgpt for efficient fact-checking](#).
- Edward J Hu, Yelong Shen, Phillip Wallis, Zeyuan Allen-Zhu, Yuanzhi Li, Shean Wang, Lu Wang, and Weizhu Chen. 2022. [LoRA: Low-rank adaptation of large language models](#). In *International Conference on Learning Representations*.
- Gabriel Ilharco, Mitchell Wortsman, Ross Wightman, Cade Gordon, Nicholas Carlini, Rohan Taori, Achal Dave, Vaishaal Shankar, Hongseok Namkoong, John Miller, Hannaneh Hajishirzi, Ali Farhadi, and Ludwig Schmidt. 2021. [Openclip](#).
- Albert Q Jiang, Alexandre Sablayrolles, Arthur Mensch, Chris Bamford, Devendra Singh Chaplot, Diego de las Casas, Florian Bressand, Gianna Lengyel, Guillaume Lample, Lucile Saulnier, et al. 2023. Mistral 7b. *arXiv preprint arXiv:2310.06825*.
- M Abdul Khaliq, P Chang, M Ma, B Pflugfelder, and F Miletic. 2024. Ragar, your falsehood radar: Rag-augmented reasoning for political fact-checking using multimodal large language models. *arXiv preprint arXiv:2404.12065*.
- Jenny Kunz and Marco Kuhlmann. 2020. [Classifier probes may just learn from linear context features](#). In *Proceedings of the 28th International Conference on Computational Linguistics*, pages 5136–5146, Barcelona, Spain (Online). International Committee on Computational Linguistics.
- Jenny Kunz and Marco Kuhlmann. 2021. Test harder than you train: Probing with extrapolation splits. In *Proceedings of the Fourth BlackboxNLP Workshop on Analyzing and Interpreting Neural Networks for NLP*, pages 15–25.
- Hugo Laurençon, Léo Tronchon, Matthieu Cord, and Victor Sanh. 2024. [What matters when building vision-language models?](#) Preprint, arXiv:2405.02246.
- Haotian Liu, Chunyuan Li, Qingyang Wu, and Yong Jae Lee. 2024a. Visual instruction tuning. *Advances in neural information processing systems*, 36.
- Moyang Liu, Yukun Liu, Ruibo Fu, Zhengqi Wen, Jianhua Tao, Xuefei Liu, and Guanjun Li. 2024b. Exploring the role of audio in multimodal misinformation detection. *arXiv preprint arXiv:2408.12558*.
- Shih-Yang Liu, Chien-Yi Wang, Hongxu Yin, Pavlo Molchanov, Yu-Chiang Frank Wang, Kwang-Ting Cheng, and Min-Hung Chen. 2024c. Dora: Weight-decomposed low-rank adaptation. *arXiv preprint arXiv:2402.09353*.
- Rishabh Mediratta, Jacob Devasier, and Chengkai Li. 2024. Enabling automated fact checking of voting related claims using frame semantic parsing and semantic search.
- Preslav Nakov, Alberto Barrón-Cedeño, Tamer Elsayed, Reem Suwaileh, Lluís Màrquez, Wajdi Zaghouni, Pepa Atanasova, Spas Kyuchukov, and Giovanni Da San Martino. 2018. Overview of the clef-2018 checkthat! lab on automatic identification and verification of political claims. In *Proceedings of the Ninth International Conference of the CLEF Association: Experimental IR Meets Multilinguality, Multimodality, and Interaction*, Lecture Notes in Computer Science, Avignon, France. Springer.
- Liangming Pan, Xiaobao Wu, Xinyuan Lu, Anh Tuan Luu, William Yang Wang, Min-Yen Kan, and Preslav Nakov. 2023. [Fact-checking complex claims with program-guided reasoning](#). In *Proceedings of the 61st Annual Meeting of the Association for Computational Linguistics (Volume 1: Long Papers)*, pages 6981–7004, Toronto, Canada. Association for Computational Linguistics.
- Alec Radford, Jong Wook Kim, Chris Hallacy, Aditya Ramesh, Gabriel Goh, Sandhini Agarwal, Girish Sastry, Amanda Askell, Pamela Mishkin, Jack Clark, et al. 2021. Learning transferable visual models from natural language supervision. In *International conference on machine learning*, pages 8748–8763. PMLR.

- Michael Schlichtkrull, Zhijiang Guo, and Andreas Vlachos. 2023. *Averitec: A dataset for real-world claim verification with evidence from the web*. In *Advances in Neural Information Processing Systems*, volume 36, pages 65128–65167. Curran Associates, Inc.
- Shivangi Singhal, Anubha Kabra, Mohit Sharma, Rajiv Ratn Shah, Tanmoy Chakraborty, and Ponnurangam Kumaraguru. 2020. Spotfake+: A multimodal framework for fake news detection via transfer learning (student abstract). In *Proceedings of the AAAI conference on artificial intelligence*, volume 34, pages 13915–13916.
- Chenguang Song, Nianwen Ning, Yunlei Zhang, and Bin Wu. 2021. A multimodal fake news detection model based on crossmodal attention residual and multichannel convolutional neural networks. *Information Processing & Management*, 58(1):102437.
- S Suryavardan, Shreyash Mishra, Parth Patwa, Megha Chakraborty, Anku Rani, Aishwarya Reganti, Aman Chadha, Amitava Das, Amit Sheth, Manoj Chinakotla, Asif Ekbal, and Srijan Kumar. 2023. *Factify 2: A multimodal fake news and satire news dataset*. Preprint, arXiv:2304.03897.
- Sahar Tahmasebi, Eric Müller-Budack, and Ralph Ewerth. 2024. Multimodal misinformation detection using large vision-language models. *arXiv preprint arXiv:2407.14321*.
- Liyan Tang, Philippe Laban, and Greg Durrett. 2024. Minicheck: Efficient fact-checking of llms on grounded documents. *arXiv preprint arXiv:2404.10774*.
- Gemma Team, Thomas Mesnard, Cassidy Hardin, Robert Dadashi, Surya Bhupatiraju, Shreya Pathak, Laurent Sifre, Morgane Rivière, Mihir Sanjay Kale, Juliette Love, et al. 2024. Gemma: Open models based on gemini research and technology. *arXiv preprint arXiv:2403.08295*.
- James Thorne, Andreas Vlachos, Christos Christodoulopoulos, and Arpit Mittal. 2018. Fever: a large-scale dataset for fact extraction and verification. In *Proceedings of the 2018 Conference of the North American Chapter of the Association for Computational Linguistics: Human Language Technologies, Volume 1 (Long Papers)*, pages 809–819.
- Jiandong Wang, Hongguang Zhang, Chun Liu, and Xiongjun Yang. 2024a. Fake news detection via multi-scale semantic alignment and cross-modal attention. In *Proceedings of the 47th International ACM SIGIR Conference on Research and Development in Information Retrieval*, pages 2406–2410.
- Longzheng Wang, Xiaohan Xu, Lei Zhang, Jiarui Lu, Yongxiu Xu, Hongbo Xu, and Chuang Zhang. 2024b. Mmidr: Teaching large language model to interpret multimodal misinformation via knowledge distillation. *arXiv preprint arXiv:2403.14171*.
- Longzheng Wang, Chuang Zhang, Hongbo Xu, Yongxiu Xu, Xiaohan Xu, and Siqi Wang. 2023. Cross-modal contrastive learning for multimodal fake news detection. In *Proceedings of the 31st ACM International Conference on Multimedia*, pages 5696–5704.
- Facheng Yan, Mingshu Zhang, Bin Wei, Kelan Ren, and Wen Jiang. 2024. Sard: Fake news detection based on clip contrastive learning and multimodal semantic alignment. *Journal of King Saud University-Computer and Information Sciences*, page 102160.
- Barry Menglong Yao, Aditya Shah, Lichao Sun, Jin-Hee Cho, and Lifu Huang. 2023. End-to-end multimodal fact-checking and explanation generation: A challenging dataset and models. In *Proceedings of the 46th International ACM SIGIR Conference on Research and Development in Information Retrieval*, pages 2733–2743.
- Zhenrui Yue, Huimin Zeng, Yang Zhang, Lanyu Shang, and Dong Wang. 2023. Metaadapt: Domain adaptive few-shot misinformation detection via meta learning. In *Proceedings of the 61st Annual Meeting of the Association for Computational Linguistics (Volume 1: Long Papers)*, pages 5223–5239.
- Fengzhu Zeng and Wei Gao. 2024. Justilm: Few-shot justification generation for explainable fact-checking of real-world claims. *Transactions of the Association for Computational Linguistics*, 12:334–354.
- Xiaohua Zhai, Basil Mustafa, Alexander Kolesnikov, and Lucas Beyer. 2023. *Sigmoid loss for language image pre-training*. Preprint, arXiv:2303.15343.
- Caiqi Zhang, Zhijiang Guo, and Andreas Vlachos. 2024. Do we need language-specific fact-checking models? the case of chinese. *arXiv preprint arXiv:2401.15498*.

A Hyperparameter Values for the Best Models

We set the number of epochs to 20, enabling early stopping with the patience of 5 and monitoring the validation loss. We used the Adam optimizer in combination with a cosine scheduler, employing a warm-up ratio of 0.05. Moreover, we adjusted the cross-entropy loss weight of the neural network according to the inverse class ratios. In this way, the classifier was penalized more for the misclassifications of the minority classes.

We performed a grid search to explore the following parameter space for the results given in Table 3 and Table 4:

learning rate: { 0.00001, 0.0001, 0.001, 0.01, 0.1 },
batch size: { 32, 64, 128 }, *hidden size* (h in Figure 2): { 128, 256, 512 } and *dropout*: { 0.05, 0.1, 0.2, 0.4 }.

Embedding	Input	MOCHEG				FACTIFY2			
		Batch size	Learning rate	Hidden size	Dropout	Batch size	Learning rate	Hidden size	Dropout
Qwen-VL	mm_claim	32	0.01	128	0.1	64	0.001	128	0.1
idefics2-8b	mm_claim	32	0.01	256	0.05	32	0.0001	128	0.1
PaliGemma-3b	mm_claim	32	0.01	512	0.05	64	0.0001	128	0.05
Qwen-VL	mm_claim + mm_evidence	64	0.01	256	0.05	32	1E-05	256	0.05
idefics2-8b	mm_claim + mm_evidence	64	0.01	512	0.1	32	0.001	256	0.1
PaliGemma-3b	mm_claim + mm_evidence	64	0.001	256	0.1	64	1E-05	512	0.1
Qwen-7B+Vit-bigG	input1	128	0.01	512	0.1	32	0.001	128	0.1
Mistral-7B+SigLIP	input1	64	0.001	512	0.1	128	0.001	256	0.2
Gemma-2b+SigLIP	input1	64	0.01	512	0.1	128	0.001	128	0.1
Qwen-7B+Vit-bigG	input2	32	0.001	256	0.4	64	0.001	128	0.1
Mistral-7B+SigLIP	input2	64	0.01	512	0.1	64	0.001	256	0.4
Gemma-2b+SigLIP	input2	64	0.001	512	0.2	64	0.001	256	0.4
Qwen-VL	input3	32	0.001	512	0.2	128	0.001	512	0.1
Idefics2-8b	input3	128	0.001	512	0.1	128	0.01	512	0.1
PaliGemma-3b	input3	64	0.001	256	0.1	64	0.001	256	0.2
Qwen-VL	input4	64	0.001	512	0.1	128	0.001	128	0.4
Idefics2-8b	input4	128	0.001	128	0.4	128	0.001	128	0.1
PaliGemma-3b	input4	64	0.001	256	0.2	32	0.001	512	0.4

Table 6: Parameter settings for the best models

Model	Mocheg (1655)	Factify2 (7273)
Qwen-7B	1366 (82.5%)	4335 (59.6%)
Mistral-7B	1361 (82.2%)	5756 (79.1%)
Gemma-2B	1617 (97.7%)	6136 (84.4%)
Qwen-VL	1646 (99.5%)	6483 (89.1%)
Idefics2-8b	1653 (99.9%)	5873 (80.7%)
PaliGemma-3b	320 (19.3%)	91 (1.2%)

Table 7: Zero-shot response frequencies

and evaluated on validation set 10 times during fine-tuning. We set the rank of matrices for LoRA adapters to 16, the scaling factor (`lora_alpha`) to 16 and the dropout rate for the adapters to 0.05. Besides, 16-bit mixed precision, `bfloat16`, was employed for memory efficiency and faster fine-tuning.

The parameter settings for the best results are detailed in Table 6.

B Zero-shot Model Response Frequencies

We used the prompt template shown in Figure 3 for all models in the zero-shot inference experiments. We expected the models’ responses to contain either "supported," "refuted," or "not enough info." If a model’s response did not contain these labels, we ignored those instances. Additionally, we observed that PaliGemma consistently responded with "sorry, as a base VLM I am not trained to answer this question," which could be due to injected policies. The frequencies of considered cases for each model (with percentages in parenthesis) are given in Table 7.

C Fine-tuning Parameter Settings

We employed QLoRA (Dettmers et al., 2024) adapter on top of attention weight matrices and fine-tuned only the LoRA (Hu et al., 2022) adapters for 3 epochs. The batch size was set to 2 with an initial learning rate of $2e-5$ using a cosine scheduler and the Adam optimizer. We used the checkpoint with the lowest validation loss. Additionally, we set warm up to 0.02, gradient accumulation to 4