

Multimodal Sentiment Analysis Based on BERT and ResNet

JiaLe Ren

*School of Information and Engineering
Zhongnan University of Economics and Law
Email: 3045597070@qq.com*

Abstract—With the rapid development of the Internet and social media, multi-modal data (text and image) is increasingly important in sentiment analysis tasks. However, the existing methods are difficult to effectively fuse text and image features, which limits the accuracy of analysis. To solve this problem, a multimodal sentiment analysis framework combining BERT and ResNet was proposed. BERT has shown strong text representation ability in natural language processing, and ResNet has excellent image feature extraction performance in the field of computer vision. Firstly, BERT is used to extract the text feature vector, and ResNet is used to extract the image feature representation. Then, a variety of feature fusion strategies are explored, and finally the fusion model based on attention mechanism is selected to make full use of the complementary information between text and image. Experimental results on the public dataset MAVA-single show that compared with the single-modal models that only use BERT or ResNet, the proposed multi-modal model improves the accuracy and F1 score, reaching the best accuracy of 74.5%. This study not only provides new ideas and methods for multimodal sentiment analysis, but also demonstrates the application potential of BERT and ResNet in cross-domain fusion. In the future, more advanced feature fusion techniques and optimization strategies will be explored to further improve the accuracy and generalization ability of multimodal sentiment analysis.

1. Introduction

As an important research direction in the field of natural language processing and artificial intelligence, sentiment analysis aims to identify, extract and classify emotional tendencies in text or multimedia data [1]. With the rise of social media and online platforms, sentiment analysis plays an increasingly important role in brand reputation management, user behavior analysis, and social event monitoring [2]. However, traditional sentiment analysis methods mainly rely on a single text or image data, ignoring the complementarity and correlation between multi-modal data, which limits the accuracy and comprehensiveness of the analysis results.

In order to overcome this limitation, multimodal sentiment analysis has gradually become a research hotspot in recent years. By fusing information from different modalities

(such as text, image, audio, etc.), multimodal sentiment analysis can more accurately capture and understand the emotional expression of users. However, multi-modal sentiment analysis also faces many challenges, the most critical of which is how to effectively fuse features from different modalities, and how to maintain the integrity and consistency of information in the fusion process.

In the field of natural language processing, google published BERT (Bidirectional Encoder Representations from Transformers) [3] [4] pre-trained model in 2018. Due to its powerful text representation ability and context understanding ability, It has achieved remarkable results in several natural language processing tasks. Through large-scale pre-training and bidirectional Transformer architecture, BERT can capture the deep semantic information in the text, which provides a powerful tool for sentiment analysis. However, when dealing with image data, relying on bert alone will not achieve the best results

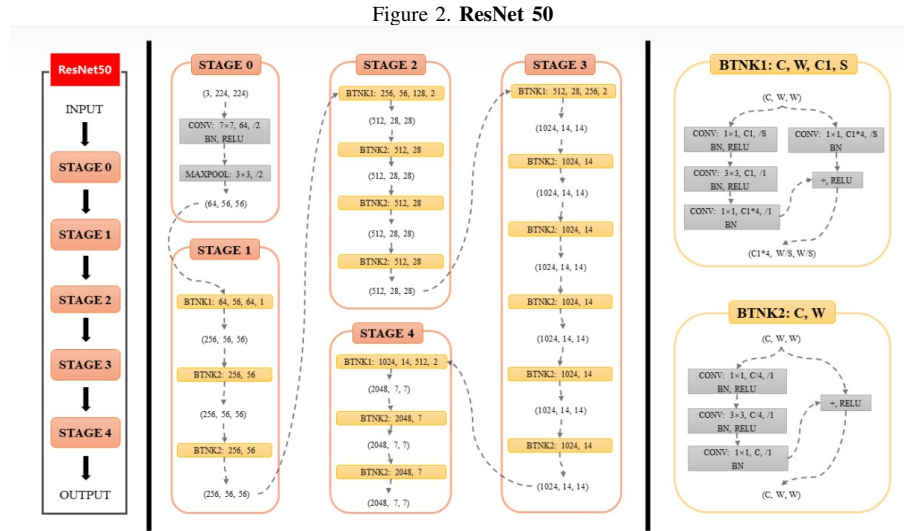
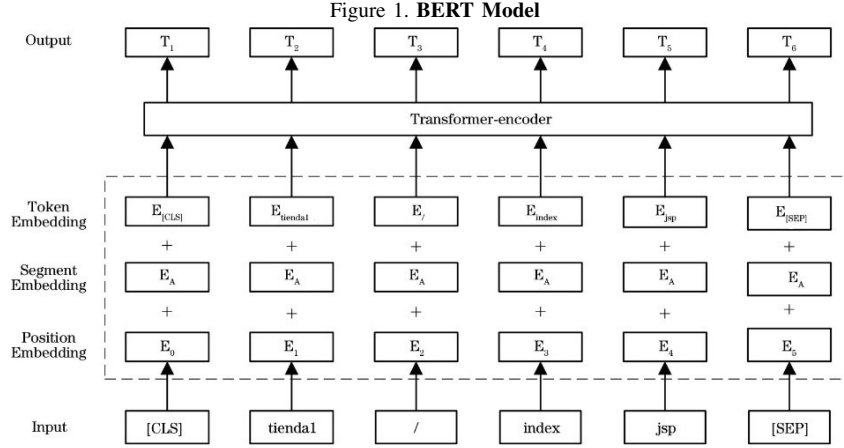
In contrast, ResNet (Residual Network) [5] model has excellent performance in the field of computer vision. ResNet achieves deep extraction and efficient representation of image features by introducing residual connections and deep convolutional neural networks. However, ResNet also has limitations when dealing with text data.

Therefore, this paper proposes a multimodal sentiment analysis framework combining BERT and ResNet [6] [7] [8], which aims to utilize the advantages of BERT in text processing and ResNet in image processing to achieve effective multimodal data fusion and sentiment analysis. Through different model fusion methods, we can extract deeper comprehensive features. Through this framework, we expect to improve the accuracy of multimodal sentiment analysis and provide new ideas and methods for research and application in related fields.

2. Related Work

2.1. Text sentiment analysis

Text sentiment analysis [9] is one of the core tasks in the field of natural language processing, which aims at automatically judging the emotional tendency of text



expression through algorithms. Traditionally, sentiment analysis mainly relies on two approaches: rule-based and machine learning-based approaches.

Rule-based approaches usually rely on human-defined vocabularies and grammar rules to identify sentiment words and phrases in texts. Although this method may achieve certain results in a specific domain, it lacks flexibility and scalability, and is difficult to adapt to the changes of sentiment expression in different contexts and domains. In addition, manual definition of rules requires a lot of manpower and time, and it is difficult to comprehensively cover all possible emotional expressions.

Machine learning-based methods With the development of machine learning technology, researchers begin to use machine learning algorithms such as Support vector Machine (SVM) [10] and Naive Bayes [11] [12] for sentiment analysis. These methods train models to automatically learn the mapping relationship between text

features and sentiment labels, thus improving the accuracy of sentiment analysis to some extent. However, traditional machine learning algorithms still rely on manually designed feature engineering, which limits the generalization ability of the model. Moreover, these algorithms may face computational efficiency challenges when dealing with large-scale text data.

In order to solve the shortcomings of traditional sentiment analysis methods, deep learning technology such as CNN [13] [14] RNN [15] LSTM [16], especially pre-trained language models, has made significant progress in the field of NLP in recent years. BERT(Bidirectional Encoder Representations from Transformers) model, as a pre-trained language model, has made remarkable achievements in the field of text sentiment analysis [17] [18]. BERT model is based on Transformer architecture and adopts bidirectional encoding to capture text context information more accurately. Its pre-training tasks include Masked Language Model (MLM) and Next Sentence Prediction

(NSP). In the MLM task, the model randomly masks some words in the input text and predicts these words based on the context. The NSP task determines whether two sentences are contiguous text.

For an **MLM** task, given a text sequence of N terms (w_1, w_2, \dots, w_N) , Where some words are obscured, the goal of the BERT model is to learn a conditional probability distribution as follows:

$$P(w_i|w_{1:i}) = softmax(W_o^T \cdot BERT(w_1, w_2, \dots, [MASK], \dots, w_N))$$

Where [MASK] represents the position of the masked word, $BERT(w_1, w_2, \dots, [MASK], \dots, w_N)$ represents an encoded representation of the input text sequence by the BERT model.

For the **NSP** task, given two sentences A and B, the goal of the BERT model is to determine whether they are continuous text, i.e.

$$P(IsNext|A, B) = \sigma(W_c^t \cdot [BERT(A); BERT(B)])$$

Where σ is the sigmoid function, W_c^t is the weight matrix of the classifier, and $[BERT(A); BERT(B)]$ represents the concatenation of the BERT encoded representations of the sentences A and B.

In text sentiment analysis, BERT model is usually used as a feature extractor, which input text into BERT to get its vector representation, and then use these features for emotion classification. BERT model can capture complex semantic relationships in text and improve the accuracy of sentiment analysis.

2.2. Picture sentiment analysis

Image emotion analysis [19] [20] is one of the important tasks in the field of computer vision, which aims to judge the emotional tendency of images by analyzing their content. As a kind of deep convolutional neural Network, ResNet (Residual Network) model solves the degradation problem in deep network training by introducing residual learning and residual block, and performs well in image sentiment analysis [21] [22].

The core of the ResNet model is the residuals block, whose structure enables the network to learn the residuals between inputs and outputs directly, avoiding the problems of disappearing gradients and exploding gradients

For the l th residual block, the input is x_l , the output is x_{l+1} , the residual function is $F(x_l, W_l)$ then the output of the residual block can be expressed as:

$$x_{l+1} = F(x_l, W_l) + x_l$$

Where $F(x_l, W_l)$ represents the residual function, usually consisting of a convolution layer, a batch normalization layer, and a ReLU activation function, W_l is the weight parameter of the residual function.

In image sentiment analysis, the ResNet model forms a deep network by stacking multiple residual blocks to extract image features. Then, the full connection layer and softmax function are used to classify the extracted features and judge the emotional tendency of the image expression. The classification layer of the ResNet model is represented as follows:

Given the extracted image feature vector f , the classifier output of the ResNet model is:

$$y = softmax(W_f^T \cdot f + b_f)$$

Where, W_f is the weight matrix of the classification layer, b_f is the biased term, and y is the probability distribution of the classification result.

ResNet model has strong feature extraction ability and good generalization performance, which can achieve excellent performance in image sentiment analysis tasks in different fields. In addition, the ResNet model is easy to train and converges quickly. By introducing regularization techniques such as batch normalization and discard layer, ResNet model can further improve its stability and robustness, which makes it have a wide application prospect in image sentiment analysis tasks.

To sum up, BERT and ResNet are representative models in text sentiment analysis and picture sentiment analysis respectively. They capture deep features in text and images through deep learning techniques, providing powerful support for sentiment analysis tasks. In future studies, the fusion methods of BERT and ResNet can be further explored, as well as their application to multimodal sentiment analysis tasks [23] [24].

3. METHOD

Compared with a single model, such as using BERT and ResNet for prediction, we use a multimodal model. Therefore, in this section, we will explain in detail 5 different multimodal models based on the fusion of BERT and ResNet50. Through different fusion methods, the model will learn different feature information.

The purpose of image sentiment analysis is to predict the sentiment tendency of users based on the images and texts they post. So the text and image inputs are as follows:

Text input : denoted $T = \{t_1, t_2, \dots, t_N\}$, where t_i represents the i th text sample, where N is the number of the text sample.

Image input : denoted $I = \{i_1, i_2, \dots, i_N\}$, where i_j represents the j th image sample.

Feature extraction :

$$H_T, F_T = \text{BERT}(T)$$

$$H_I, F_I = \text{ResNet50}(I)$$

where H_T is the hidden state matrix of the text, F_T is the eigenvector matrix of the text. H_I is the hidden state matrix of the image, F_I is the eigenvector matrix of the image.

3.1. CMACModel

In this section we introduce **CMACModel** (CrossModalityAttentionCombineModel) [25] [26]. The model allows text and images to "understand" each other and fuse each other's information through a bidirectional, cross-modal attention mechanism. This two-way interaction allows the model to more accurately capture the associations between text and images, which improves the performance of the classification task.

Cross Modality Attention:

$$A_{I \rightarrow T} = \text{Attention}_{I \rightarrow T}(H_I, H_T, H_T)$$

$$A_{T \rightarrow I} = \text{Attention}_{T \rightarrow I}(H_T, H_I, H_I)$$

where $A_{I \rightarrow T}$ is the image-to-text attention output matrix. Then $A_{I \rightarrow T}$ is averaged and compressed to get the attention output vector $a_{I \rightarrow T}$. By the same token, we get vector $a_{T \rightarrow I}$.

Classifier input and output:

$$p_T = \text{TextClassifier}([F_T; a_{I \rightarrow T}])$$

$$p_I = \text{ImageClassifier}([F_I; a_{T \rightarrow I}])$$

where $[\cdot]$ represents a vector concatenation operation, p_T is the probability vector output by the text classifier. p_I is the probability vector of the output of the image classifier

Probability vector fusion and label prediction:

$$p = \text{softmax}(p_T + p_I)$$

$$y = \text{argmax}(p)$$

3.2. HSTECModel

In this section we introduce **HSTECModel** (Hidden-StateTransformerEncoderCombineModel) [27] [28] by extracting the features of text and image, the model uses attention mechanism to fuse cross-modal information, and then makes classification prediction of text and image based on the fused information, and finally obtains the final prediction label by combining the prediction results of both.

Attention computation:

$$H_{concat} = [H_T; H_I]$$

$$A = \text{Attention}(H_{concat})$$

$$a = \text{mean}(A, \text{dim} = 0).squeeze(0)$$

where a is the attention output vector after averaging and squeezing operations.

Classifier input and output:

$$p_T = \text{TextClassifier}([F_T; a])$$

$$p_I = \text{ImageClassifier}([F_I; a])$$

Probability vector fusion and label prediction :

$$p = \text{softmax}(p_T + p_I)$$

$$y = \text{argmax}(p, \text{dim} = 1)$$

3.3. OTEModel

In this section, we introduce **OTEModel** (OutputTransformerEncoderModel) [29] [30], The model extracts the features of text and image, splices and fuses these features in the feature space to form a joint feature representation. This joint feature representation is then used in the classification task to predict the final label. The reasoning process is as follows:

$$F_{concat} = \text{concat}([F_I, F_T], \text{dim} = 2)$$

$$F_{attn} = \text{Attention}(F_{concat})$$

$$p = \text{Classifier}(F_{attn})$$

$$y = \text{argmax}(p, \text{dim} = 1)$$

3.4. NativeModel

We have two native combine model: **NativeCatModel** and **NativeCombineModel**

NativeCatModel: The model extracts the features of text and image respectively, and concatenates these features to form a joint feature vector. This joint feature vector is then used for a classification task to predict the final label

$$p = \text{classifier}([F_T; F_I])$$

$$y = \text{argmax}(p, \text{dim} = 1)$$

NativeCombineModel: The model processes text and image input separately, extracts their respective features, and makes classification predictions independently. Then,

Figure 3. CMACModel

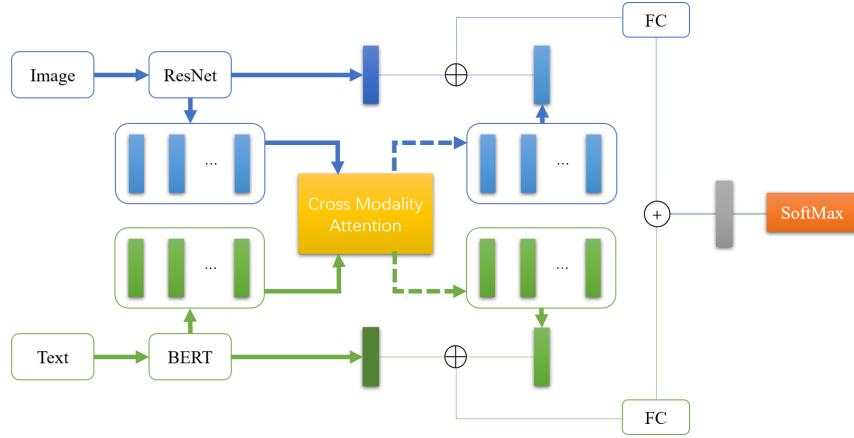


Figure 4. HSTECModel

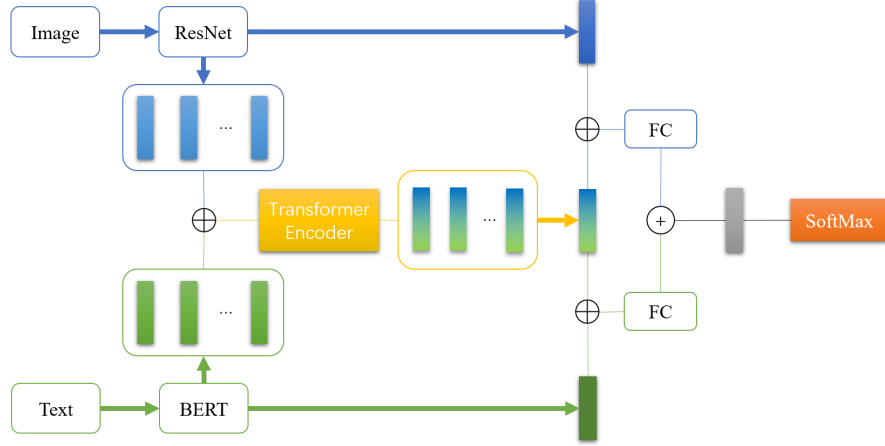
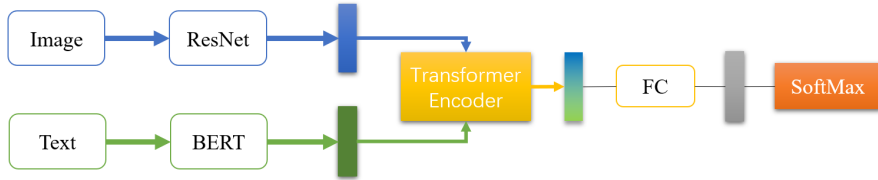


Figure 5. OTEModel



the prediction probability of text and image is fused to get the final prediction result.

$$p_T = \text{TextClassifier}(F_T)$$

$$p_I = \text{ImageClassifier}(F_I)$$

$$p = \text{softmax}((p_T + p_I), \text{dim} = 1)$$

$$y = \text{argmax}(p, \text{dim} = 1)$$

4. EXPERIMENTS

4.1. datasets

Experiments are carried out on a multi-modal public dataset MAVASingle Crawled from the official twitter website, as shown Table 1, Dataset - 4,512 pairs of image-text data are included, each labeled with a correspondence Positive emotions such as positive, negative, and neutral emotions We split the dataset into Train, Val, Test as follows Table 2

Table 1 datasets




Image	Text	Labels
	How I feel today #legday #jelly #aching #gym	positive
	”@NYSE is looking a little despondent today...???”	negative
	Poor @HarrisburgHeat getting crushed by @RLancers 12 to 4 at half time.	neural

Table 2

Data partitioning	quantity
Train	3200
Val	800
Test	512

4.2. Experimental details

4.2.1. Hyperparameter configuration. Parameter configuration can help us better configure the network structure, and then modify the network to achieve better results. The following figure is some configuration of the network hyperparameters, including bert_embedding, num_header, and so on

Table 3

parameter	Parameter value
bert_embedding	768
num_header	12
bert_dropout	0.1
batch_size	16
learning_rate	3e-5
epoch	20
weight_decay	0

4.2.2. Evaluation metrics. In order to comprehensively and accurately evaluate the performance of our proposed multimodal sentiment analysis framework combining BERT with ResNet, we choose the following four key evaluation metrics: **Accuracy, Precision, Recall, and F1 Score**. These metrics can reflect the performance of the model from

different perspectives and help us understand the strengths and weaknesses of the model more deeply.

$$Acc = \frac{TP + TN}{TP + TN + FP + FN}$$

$$Pre = \frac{TP}{TP + FP}$$

$$Recall = \frac{TP}{TP + FN}$$

$$F1_score = \frac{2 \cdot Pre \cdot Recall}{Pre + Recall}$$

4.3. Contrast experiment

In order to more deeply understand the performance advantages of the multimodal sentiment analysis framework combining BERT and ResNet, and verify its applicability in different contexts, we designed a series of comparative experiments. These trials are designed to fully evaluate the performance of our proposed model by comparing the performance of different models, different combinations of features, and different datasets. The statistics of the results of the experiments are shown in Table 4.

4.4. Results Analysis

From the above experimental results, it can be seen that the best performance on the dataset is achieved by using the **OTEModel**.

Table 4

Model	Acc/%	Pre/%	Recall/%	F1 score/%
Bert	70.5	71	70	70
ResNet	65.75	65	66	65
CMACModel	73.13	66	73	69
HSTECModel	71.75	64	72	67
OTEModel	74.5	73	74	73
NativeCatModel	70.5	70	70	70
NativeCombineModel	71.5	71	71	71

Acc : Our proposed OTEModel model achieves 4% and 8.75% improvement in accuracy over the single-modal BERT model and ResNet model, respectively, and 4% improvement over the simple multimodal fusion model. This indicates that our model has better classification ability on the whole and can identify sentiment tendencies more accurately.

Pre : In terms of Precision, our OTEModel model outperforms the single-modal BERT model and ResNet model by 2% and 8%, respectively, and outperforms the simple multimodal fusion model by 3%. A high precision means that our model makes fewer false positives when predicting the positive class, which is crucial for sentiment analysis tasks in real-world applications.

Recall : Recall results show that our OTEModel model improves by 4% and 8% over the single-modal BERT model and ResNet model, respectively, and improves by 4% over the simple multimodal fusion model. This indicates that our model is able to identify more true positive samples and improve the integrity of sentiment analysis.

F1 Score : Our OTEModel model also achieves a significant advantage in F1 score, achieving 3% and 8% improvement over the single-modal BERT model and ResNet model respectively, and 3% improvement over the simple multi-modal fusion model. The improvement of F1 score further verifies that our model achieves a good balance between precision and recall and has stronger comprehensive performance.

Our experimental results show that the multimodal sentiment analysis framework combining BERT with ResNet can make full use of the complementary information between text and image and improve the accuracy of sentiment analysis. Compared with the single-modal model, the multimodal model can capture more emotional cues and thus judge the emotional tendency more accurately. In addition, compared with the simple multimodal fusion model, our model further improves the performance of sentiment analysis by introducing more complex feature fusion strategies, such as attention mechanism.

However, we also note that although our model achieves a significant advantage in overall performance, the

performance of the model still needs to be improved in some specific cases, such as extreme emotional tendencies or complex background images. Therefore, in future research, we will continue to explore more advanced feature extraction and fusion techniques to further improve the performance of the model.

5. Conclusion

This study proposes a sentiment analysis method based on the fusion of BERT and ResNet50 models. We explored five different model fusion methods, aiming to combine the text understanding ability of BERT and the visual feature extraction ability of ResNet50 to improve the accuracy and robustness of sentiment analysis. Experimental results show that OTEModel (**OutputTransformerEncoderModel**) performs best among all five methods and successfully achieves the best sentiment classification effect on standard datasets. Specifically, the BERT model provides accurate text representation for sentiment analysis through its powerful language understanding ability, while ResNet50 plays an important role in processing sentiment analysis tasks containing visual information by extracting image features. We adopted a variety of strategies in the model fusion process, including weighted averaging, feature-level fusion, decision-level fusion, etc. Among them, OTEModel fully utilized the advantages of both in sentiment analysis tasks through effective feature integration and optimization strategies.

The contribution of this study is that the BERT and ResNet50 models are combined and applied to sentiment analysis tasks, and the innovative fusion method OTEModel is proposed, which provides new ideas for research and application in the field of sentiment analysis. Future work can further explore more complex multimodal fusion techniques and their application effects in practical scenarios.

References

- [1] B. Liu, *Sentiment analysis and opinion mining*. Springer Nature, 2022.
- [2] M. D. Devika, C. Sunitha, and A. Ganesh, "Sentiment analysis: a comparative study on different approaches," *Procedia Computer Science*, vol. 87, pp. 44–49, 2016.

- [3] J. Devlin, "Bert: Pre-training of deep bidirectional transformers for language understanding," *arXiv preprint arXiv:1810.04805*, 2018.
- [4] A. Vaswani, "Attention is all you need," *Advances in Neural Information Processing Systems*, 2017.
- [5] K. He, X. Zhang, S. Ren, and J. Sun, "Deep residual learning for image recognition," in *Proceedings of the IEEE conference on computer vision and pattern recognition*, pp. 770–778, 2016.
- [6] A. Bhat, R. Mahar, R. Punia, and R. Srivastava, "Exploring multimodal sentiment analysis through cartesian product approach using bert embeddings and resnet-50 encodings and comparing performance with pre-existing models," in *2022 3rd International Conference for Emerging Technology (INCET)*, pp. 1–6, IEEE, 2022.
- [7] R. Anggrainingsih, G. M. Hassan, and A. Datta, "Evaluating bert-based pre-training language models for detecting misinformation," *arXiv preprint arXiv:2203.07731*, 2022.
- [8] R. Udayakumar, N. Yamsani, S. L. Sajja, Y. A. Kumar, and K. Lathakumari, "Automatic fake news detection on social networks using multimodal approach of bert and resnet110," in *2023 International Conference on Evolutionary Algorithms and Soft Computing Techniques (EASCT)*, pp. 1–5, IEEE, 2023.
- [9] A. Yadollahi, A. G. Shahraki, and O. R. Zaiane, "Current state of text sentiment analysis from opinion to emotion mining," *ACM Computing Surveys (CSUR)*, vol. 50, no. 2, pp. 1–33, 2017.
- [10] J. Platt, "Sequential minimal optimization: A fast algorithm for training support vector machines," 1998.
- [11] W. Dai, G.-R. Xue, Q. Yang, and Y. Yu, "Transferring naive bayes classifiers for text classification," in *AAAI*, vol. 7, pp. 540–545, 2007.
- [12] P. S. Laplace, "Mémoire sur la probabilité de causes par les événements," *Mémoire de l'académie royale des sciences*, 1774.
- [13] J. Lu, L. Tan, and H. Jiang, "Review on convolutional neural network (cnn) applied to plant leaf disease classification," *Agriculture*, vol. 11, no. 8, p. 707, 2021.
- [14] S. Hershey, S. Chaudhuri, D. P. Ellis, J. F. Gemmeke, A. Jansen, R. C. Moore, M. Plakal, D. Platt, R. A. Saurous, B. Seybold, *et al.*, "Cnn architectures for large-scale audio classification," in *2017 IEEE international conference on acoustics, speech and signal processing (icassp)*, pp. 131–135, IEEE, 2017.
- [15] J. L. Elman, "Finding structure in time," *Cognitive science*, vol. 14, no. 2, pp. 179–211, 1990.
- [16] S. Hochreiter, "Long short-term memory," *Neural Computation MIT-Press*, 1997.
- [17] A. Chiorrini, C. Diamantini, A. Mircoli, D. Potena, *et al.*, "Emotion and sentiment analysis of tweets using bert," in *Edbt/icdt workshops*, vol. 3, pp. 1–7, 2021.
- [18] C. Sun, X. Qiu, Y. Xu, and X. Huang, "How to fine-tune bert for text classification?," in *Chinese computational linguistics: 18th China national conference, CCL 2019, Kunming, China, October 18–20, 2019, proceedings 18*, pp. 194–206, Springer, 2019.
- [19] S. Zhao, Y. Gao, X. Jiang, H. Yao, T.-S. Chua, and X. Sun, "Exploring principles-of-art features for image emotion recognition," in *Proceedings of the 22nd ACM international conference on Multimedia*, pp. 47–56, 2014.
- [20] Q. You, J. Luo, H. Jin, and J. Yang, "Building a large scale dataset for image emotion recognition: The fine print and the benchmark," in *Proceedings of the AAAI conference on artificial intelligence*, vol. 30, 2016.
- [21] T. Tian, L. Wang, M. Luo, Y. Sun, and X. Liu, "Resnet-50 based technique for eeg image characterization due to varying environmental stimuli," *Computer Methods and Programs in Biomedicine*, vol. 225, p. 107092, 2022.
- [22] B. Li and D. Lima, "Facial expression recognition via resnet-50," *International Journal of Cognitive Computing in Engineering*, vol. 2, pp. 57–64, 2021.
- [23] A. Gandhi, K. Adhvaryu, S. Poria, E. Cambria, and A. Hussain, "Multimodal sentiment analysis: A systematic review of history, datasets, multimodal fusion methods, applications, challenges and future directions," *Information Fusion*, vol. 91, pp. 424–444, 2023.
- [24] W. Han, H. Chen, and S. Poria, "Improving multimodal fusion with hierarchical mutual information maximization for multimodal sentiment analysis," *arXiv preprint arXiv:2109.00412*, 2021.
- [25] X. Xu, T. Wang, Y. Yang, L. Zuo, F. Shen, and H. T. Shen, "Cross-modal attention with semantic consistence for image–text matching," *IEEE transactions on neural networks and learning systems*, vol. 31, no. 12, pp. 5412–5425, 2020.
- [26] L. Ye, M. Rochan, Z. Liu, and Y. Wang, "Cross-modal self-attention network for referring image segmentation," in *Proceedings of the IEEE/CVF conference on computer vision and pattern recognition*, pp. 10502–10511, 2019.
- [27] B. v. Aken, B. Winter, A. Löser, and F. A. Gers, "Visbert: Hidden-state visualizations for transformers," in *Companion Proceedings of the Web Conference 2020*, pp. 207–211, 2020.
- [28] K. Hong and G. Lin, "State classification of transformers using non-linear dynamic analysis and hidden markov models," *Measurement*, vol. 147, p. 106851, 2019.
- [29] A. Mehdy and H. Mehrpouyan, "A multi-input multi-output transformer-based hybrid neural network for multi-class privacy disclosure detection," *arXiv preprint arXiv:2108.08483*, 2021.
- [30] S. Miyairi, S. Iida, K. Nakata, and S. Masukawa, "New method for reducing harmonics involved in input and output of rectifier with interphase transformer," *IEEE transactions on industry applications*, no. 5, pp. 790–797, 1986.