

Uncovering Process Noise in LTV Systems via Kernel Deconvolution

Jindřich Duník, Oliver Kost, Jan Krejčí, Ondřej Straka

Abstract—This paper focuses on the identification of the process noise density of a linear time-varying system described by the state-space model with the known measurement noise density. A novel method is proposed that enhances the measurement difference method (MDM). The proposed method relies on a refined calculation of the MDM residue, which accounts for both process and measurement noises, as well as constructing the kernel density of the residue sample. The process noise density is then estimated by the density deconvolution algorithm utilising the Fourier transform. The method is supplemented with automatic selection of the deconvolution parameters based on the method of moments. The performance of process noise density estimation is evaluated in numerical examples and the paper is supplemented with a MATLAB® implementation.

Index Terms—Linear systems, Noise PDF, Noise identification, Kernel density, Density deconvolution, Measurement difference method.

I. INTRODUCTION

Modern control, fault detection, and signal-processing algorithms rely on the availability of an accurate model of the system, often in the state-space form [1], [2]. The model describes the time behaviour of the unknown (but inferred) system quantities called the state and the relation between the state and the available noisy measurement produced by sensors. The state-space model can virtually be seen as a composition of two sub-models: *deterministic* and *stochastic*. The former captures system behaviour arising often from the first principles, based on physical, kinematical, chemical, mathematical, biological, or other laws and rules. The latter characterises the uncertain behaviour of the state (or the process) and measurement, where the uncertainty is modelled by noises described in the stochastic framework. Due to the inherent difficulty in uncertainty modelling using first principles, noise is at least partially identified from data.

In this paper, we consider the linear time-varying (LTV) discrete-in-time stochastic dynamic model in state-space representation with additive noises

$$\mathbf{x}_{k+1} = \mathbf{F}_k \mathbf{x}_k + \mathbf{G}_k \mathbf{u}_k + \mathbf{w}_k, \quad (1a)$$

$$\mathbf{z}_k = \mathbf{H}_k \mathbf{x}_k + \mathbf{v}_k, \quad (1b)$$

where $k = 0, 1, 2, \dots, \tau$ denotes a time step and the vectors $\mathbf{x}_k \in \mathbb{R}^{n_x}$, $\mathbf{u}_k \in \mathbb{R}^{n_u}$, and $\mathbf{z}_k \in \mathbb{R}^{n_z}$ represent the

immeasurable state of the system, the available control, and the available measurement at time instant k , respectively.

The state matrix $\mathbf{F}_k \in \mathbb{R}^{n_x \times n_x}$, control matrix $\mathbf{G}_k \in \mathbb{R}^{n_x \times n_u}$, and measurement matrix $\mathbf{H}_k \in \mathbb{R}^{n_z \times n_x}$ are *known*. Contrary to the model matrices, the properties of the process and measurement noises $\mathbf{w}_k \in \mathbb{R}^{n_x}$, $\mathbf{v}_k \in \mathbb{R}^{n_z}$, respectively, are assumed to be time-invariant, i.e., $p_{\mathbf{w}}(\mathbf{w}_k) = p_{\mathbf{w}_k}(\mathbf{w}_k)$ and $p_{\mathbf{v}}(\mathbf{v}_k) = p_{\mathbf{v}_k}(\mathbf{v}_k)$, $\forall k$, and *not* completely known. In particular, we assume *known measurement noise* probability density function (PDF) $p_{\mathbf{v}}(\mathbf{v}_k)$, and *unknown process noise* PDF $p_{\mathbf{w}}(\mathbf{w}_k)$.

A. Assumption and Motivation

In this paper, we consider models fulfilling the following assumption;

Assumption: The measurement matrix is supposed to have *full* column rank, i.e., there exists an inverse of the matrix $(\mathbf{H}_k^T \mathbf{H}_k)$, $\forall k$. This implies that $n_z \geq n_x$.

The reasons for imposing this assumption is pointed out during the method derivation. The models of the considered structure meeting the model (1) and fulfilling the assumption can be found in the areas of GNSS navigation [3], tracking [4], [5], economics [6], or chemical processes [7], to name a few.

For example, in a tracking application, the state includes the desired vehicle's position and velocity, which can be modelled using inherently *approximate* models. The user can select from a variety of the dynamics models (1a) such as the nearly constant velocity or Singer models [4]. Process (or state) noise \mathbf{w}_k can be viewed as the difference between true and modelled dynamics, and then, the selected model ultimately dictates the noise characteristics. The process noise PDF, thus, cannot be determined by mathematical modelling because the true dynamics are unknown and $p_{\mathbf{w}}(\mathbf{w}_k)$ must be *identified* from the data. In contrast, the measurement noise is primarily influenced by the properties of the sensor, in this case, a radar. The measurement noise description can often be derived from sensor calibration and/or data-sheet. Thus, compared to the *unknown* process noise density $p_{\mathbf{w}}(\mathbf{w}_k)$, the measurement noise density $p_{\mathbf{v}}(\mathbf{v}_k)$ can be assumed to be *known*.

B. Noise Identification: State-of-the-Art

Complete noise description, i.e., knowledge of the process and measurement noise PDFs, is essential for many modern estimation, control and detection algorithms. Therefore, since the seventies, noise identification has attracted significant attention, and a wide range of methods have been proposed.

Authors are with Department of Cybernetics, Faculty of Applied Sciences, University of West Bohemia in Pilsen, Univerzitní 8, 306 14 Pilsen, Czech Republic. E-mails: {dunikj,kost,jkrejci,straka30}@kky.zcu.cz. The work has been partially supported by the Ministry of Education, Youth and Sports of the Czech Republic under project ROBOPROX - Robotics and Advanced Industrial Production CZ.02.01.01/00/22_008/0004590.

1) *Estimation of Moments*: A vast majority of the methods have focused on the estimation of the process and measurement noise moments. Typically, the methods estimate the covariance matrices. These methods can be classified into five categories; (i) correlation [8]–[11], (ii) Bayesian [12], (iii) maximum likelihood [13], (iv) covariance matching [14], and (v) machine-learning [15]. Besides the covariance matrix estimation, some of the correlation methods provide estimates of the means and higher-order moments (such as skewness and kurtosis) [16].

2) *Estimation of Parameters of Known Density*: While knowing the noise moments is adequate for certain estimation methods, like the (extended) Kalman filter, other techniques for state estimation or fault detection necessitate a complete description of both the process and measurement noises. This means they require the PDFs of these noises. Therefore, several methods have been designed to characterise the noise PDFs. In this area, we can find methods assessing the Gaussianity of the process and measurement noises [17]. If the noises are Gaussian, then a wide range of efficient signal processing or control algorithms can be used. In addition to assessing noise PDFs, we can also consider methods that directly estimate the unknown parameters of these noise PDFs, which belong to a known family, such as Student's t-distribution with unknown degrees of freedom. In this context, we can differentiate between *direct* and *indirect* methods. In contrast to the former methods estimating the parameters of a noise PDF directly, such as by augmenting the state vector [12], the latter methods calculate a set of noise moments and use these moments to determine the PDF parameters through the method of moments [16]. The direct and indirect methods are, however, applicable to a limited range of PDFs only, such as Gaussian, Gaussian sum, or Student's t-distributions.

C. Goal of the Paper

In summary, the literature lacks a method for estimating the process noise PDF *without* any a priori knowledge. Therefore, the objective of this paper is to propose a method for non-parametric estimation of the process noise PDF $p_{\mathbf{w}}(\mathbf{w}_k)$. This estimation is based on the measured and input data $\mathbf{z}^k = [\mathbf{z}_0, \mathbf{z}_1, \dots, \mathbf{z}_k]$ and $\mathbf{u}^{k-1} = [\mathbf{u}_0, \mathbf{u}_1, \dots, \mathbf{u}_{k-1}]$, known model matrices $\mathbf{F}_k, \mathbf{G}_k, \mathbf{H}_k, \forall k$, and known measurement noise PDF $p_{\mathbf{v}}(\mathbf{v}_k)$.

II. PROCESS NOISE IDENTIFICATION

The proposed method integrates three well-established building blocks: (i) the residue calculation used in the measurement difference method (MDM) for estimating noise moments [16], (ii) the residue kernel density approximation, and (iii) kernel-based density deconvolution [18], [19]. This combination results in a novel approach for identifying process noise density. All blocks are briefly introduced below and combined to obtain the process noise PDF estimate.

A. Residue Definition and Calculation

The MDM [11], [16] is based on the calculation of the residue, which is a *linear* function of the process and measurement noises and is independent of the state. The residue

is defined as the *measurement* prediction error, i.e., as a difference between the measurement \mathbf{z}_k and its *one-step* prediction $\hat{\mathbf{z}}_k$ [16]. In particular, it is defined as

$$\mathbf{r}_k^{\mathbf{z}} \triangleq \mathbf{z}_k - \hat{\mathbf{z}}_k \quad (2)$$

with

$$\hat{\mathbf{z}}_k = \mathbf{H}_k \mathbf{F}_{k-1} \mathbf{H}_{k-1}^\dagger \mathbf{z}_{k-1} + \mathbf{H}_k \mathbf{G}_{k-1} \mathbf{u}_{k-1}, \quad (3)$$

where $\mathbf{H}_{k-1}^\dagger = (\mathbf{H}_{k-1}^T \mathbf{H}_{k-1})^{-1} \mathbf{H}_{k-1}^T$ stands for the left pseudo-inverse, of which existence is granted due to Assumption 1. The prediction is *not* optimal regarding the mean-square-error; however, the resulting residual (2) can be shown, w.r.t. (1a), to be a linear function of the process and measurement noises

$$\begin{aligned} \mathbf{r}_k^{\mathbf{z}} &= \mathbf{H}_k \mathbf{x}_k + \mathbf{v}_k - \mathbf{H}_k \mathbf{F}_{k-1} \mathbf{H}_{k-1}^\dagger (\mathbf{H}_{k-1} \mathbf{x}_{k-1} + \mathbf{v}_{k-1}) \\ &= \mathbf{v}_k + \mathbf{H}_k \mathbf{w}_{k-1} - \mathbf{H}_k \mathbf{F}_{k-1} \mathbf{H}_{k-1}^\dagger \mathbf{v}_{k-1}. \end{aligned} \quad (4)$$

With the need of the density deconvolution method for estimating the process noise PDF $p_{\mathbf{w}}(\mathbf{w}_k)$ in mind, we construct the *process-noise-related* residue using (2) and (4) as

$$\mathbf{r}_k \triangleq \mathbf{H}_k^\dagger \mathbf{r}_k^{\mathbf{z}} = \mathbf{H}_k^\dagger (\mathbf{z}_k - \hat{\mathbf{z}}_k) \quad (5a)$$

$$= \mathbf{w}_{k-1} + \mathbf{H}_k^\dagger \mathbf{v}_k - \mathbf{F}_{k-1} \mathbf{H}_{k-1}^\dagger \mathbf{v}_{k-1}, \quad (5b)$$

where (5a) shows how the process-noise-related residue is calculated from the available measurement and (5b) reveals linear dependency of the residue, and the process and measurement noises, which is a key aspect for the following derivation of the proposed method.

Since the measurement noise PDF $p_{\mathbf{v}}(\mathbf{v}_k)$ and model matrices $\mathbf{F}_k, \mathbf{H}_k, \forall k$ are assumed *known*, we can rewrite (5b) as

$$\mathbf{r}_k = \mathbf{w}_{k-1} + \boldsymbol{\nu}_k, \quad (6)$$

where the *transformed measurement noise* $\boldsymbol{\nu}_k = \mathbf{H}_k^\dagger \mathbf{v}_k - \mathbf{F}_{k-1} \mathbf{H}_{k-1}^\dagger \mathbf{v}_{k-1}$ has the *known* density $p_{\boldsymbol{\nu}}(\boldsymbol{\nu}_k)$.

B. Residue Kernel Density Construction

The residue \mathbf{r}_k in (6) is a *linear* function of the process noise with *unknown* PDF $p_{\mathbf{w}}(\mathbf{w}_k)$ and transformed measurement noise with *known* PDF $p_{\boldsymbol{\nu}_k}(\boldsymbol{\nu}_k), \forall k$. While the PDF of the residue $p_{\mathbf{r}_k}(\mathbf{r}_k)$ remains unknown, the residue samples \mathbf{r}_k can be calculated from the measurements \mathbf{z}_k as indicated by (5a). These computed samples can be utilised for constructing the residue kernel density (KD). The KD construction is introduced first for the linear time-invariant (LTI) model, followed by the LTV model.

1) *Residue KD for LTI model*: Assuming the LTI model, i.e., the model (1) with $\mathbf{F}_k = \mathbf{F}$, $\mathbf{G}_k = \mathbf{G}$, and $\mathbf{H}_k = \mathbf{H}, \forall k$, the PDF $p_{\boldsymbol{\nu}_k}(\boldsymbol{\nu}_k)$ is independent of the time and it holds

$$p_{\boldsymbol{\nu}_k}(\boldsymbol{\nu}_k) = p_{\boldsymbol{\nu}}(\boldsymbol{\nu}_k), \forall k. \quad (7)$$

As a result, the residue PDF $p_{\mathbf{r}}(\mathbf{r}_k) = p_{\mathbf{r}_k}(\mathbf{r}_k)$ remains time-invariant and its KD estimate, expressed as

$$\hat{p}_{\mathbf{r}}(\mathbf{r}) = \frac{1}{K} |\mathbf{B}|^{-1/2} \sum_{k \in \mathcal{K}} K \left(\mathbf{B}^{-1/2} (\mathbf{r} - \mathbf{r}_k) \right), \quad (8)$$

can be calculated, with $\mathcal{K} = \{0, 2, 4, \dots, \tau\}$, $\mathbf{B} \in \mathbb{R}^{n_x \times n_x}$ representing the smoothing (symmetric and positive definite)

matrix whose determinant is denoted with $|\mathbf{B}|$, and $K(\cdot)$ being the *kernel function* in the form of a multivariate probability density that is symmetric about the origin. A discussion about how to set the user-defined parameters \mathbf{B} and $K(\cdot)$ is provided later. Note that the time indices subset \mathcal{K} with the cardinality κ ensures that the KD (8) is composed of independent (and identically distributed) samples¹.

2) *Residue KDs for LTV model*: Considering the LTV model, the residuum at each time instant follows its own PDF $p_{\mathbf{r}_k}(\mathbf{r}_k)$ due to the time-varying model matrices. Consequently, we can construct κ KDs for each sample from \mathcal{K} as

$$\hat{p}_{\mathbf{r}_k}(\mathbf{r}) = |\mathbf{B}|^{-1/2} K\left(\mathbf{B}^{-1/2}(\mathbf{r} - \mathbf{r}_k)\right), k \in \mathcal{K}. \quad (9)$$

C. State Noise Identification by Density Deconvolution

Kernel-based density deconvolution is a statistical method used to estimate the PDF of a latent variable, in this case the process noise PDF $p_{\mathbf{w}}(\mathbf{w})$, given the observed (and known) data \mathbf{r}_k (5a) contaminated by a “noise”, specifically by the transformed noise $\boldsymbol{\nu}_k$ [18], [19]. Note that the latent and noise variables \mathbf{w} and $\boldsymbol{\nu}$, respectively, are independent. In the following, we introduce the density-deconvolution method for estimating the process noise PDF $p_{\mathbf{w}}(\mathbf{w})$ for both LTI and LTV models.

1) *Deconvolution for LTI Model*: Considering the LTI model, the residue \mathbf{r}_k (6), i.e., the observed variable, is a sum of

- Latent variable \mathbf{w}_k with the time-invariant, *unknown*, and sought PDF $p_{\mathbf{w}}(\mathbf{w}_k)$,
- Transformed noise $\boldsymbol{\nu}_k$ with the time-invariant and *known* PDF $p_{\boldsymbol{\nu}}(\boldsymbol{\nu}_k)$.

Due to (6) and independence of \mathbf{w} and $\boldsymbol{\nu}$, i.e. $p_{\mathbf{w},\boldsymbol{\nu}}(\mathbf{w}, \boldsymbol{\nu}) = p_{\mathbf{w}}(\mathbf{w})p_{\boldsymbol{\nu}}(\boldsymbol{\nu})$, the density of the observed variable $p_{\mathbf{r}}(\mathbf{r})$ is the convolution of the PDFs of the latent and noise variables $p_{\mathbf{w}}(\mathbf{w})$ and $p_{\boldsymbol{\nu}}(\boldsymbol{\nu})$, respectively, expressed as

$$p_{\mathbf{r}}(\mathbf{r}) = \int p_{\mathbf{w}}(\mathbf{r} - \boldsymbol{\nu})p_{\boldsymbol{\nu}}(\boldsymbol{\nu})d\boldsymbol{\nu}. \quad (10)$$

In terms of characteristic functions, the convolution (10) can be rewritten as

$$\mathcal{F}_{\mathbf{r}}(\mathbf{t}) = \mathcal{F}_{\mathbf{w}}(\mathbf{t})\mathcal{F}_{\boldsymbol{\nu}}(\mathbf{t}), \quad (11)$$

where the notation

$$\mathcal{F}_{\mathbf{x}}(\mathbf{t}) = \mathbb{E}[e^{i\mathbf{t}\mathbf{x}}] = \int p_{\mathbf{x}}(\mathbf{o})e^{i\mathbf{t}\mathbf{o}}d\mathbf{o} \quad (12)$$

stands for the *characteristic function* (CF) of a random variable \mathbf{x} obtained by the Fourier transform (FT) of its PDF $p_{\mathbf{x}}(\mathbf{x})$, with \mathbf{t} being a real-valued vector variable, $i = \sqrt{-1}$ the imaginary unit, and $\mathbb{E}[\cdot]$ the expectation.

The residue PDF $p_{\mathbf{r}}(\mathbf{r})$ is unknown, however, its KD estimate $\hat{p}_{\mathbf{r}}(\mathbf{r})$ (8) is available. Then, we can calculate CFs $\hat{\mathcal{F}}_{\mathbf{r}}(\mathbf{t})$ and $\mathcal{F}_{\boldsymbol{\nu}}(\mathbf{t})$ of the residue KD $\hat{p}_{\mathbf{r}_k}(\mathbf{r})$ (8) and transformed noise PDF $p_{\boldsymbol{\nu}}(\boldsymbol{\nu})$, respectively, and estimate the process noise CF,

¹The residue \mathbf{r}_k is correlated with \mathbf{r}_{k-1} due to the sum of measurement noise in two subsequent time instants in (5b). The residue \mathbf{r}_k is, however, uncorrelated with $\mathbf{r}_{k-\ell}$, $\ell \geq 2$.

using (11), as

$$\hat{\mathcal{F}}_{\mathbf{w}}(\mathbf{t}) = \frac{\hat{\mathcal{F}}_{\mathbf{r}}(\mathbf{t})}{\mathcal{F}_{\boldsymbol{\nu}}(\mathbf{t})} \quad (13a)$$

$$= \frac{\int \frac{1}{\kappa} |\mathbf{B}|^{-1/2} \sum_{k \in \mathcal{K}} K(\mathbf{B}^{-1/2}(\mathbf{r} - \mathbf{r}_k)) e^{i\mathbf{t}\mathbf{r}} d\mathbf{r}}{\int p_{\boldsymbol{\nu}}(\boldsymbol{\nu}) e^{i\mathbf{t}\boldsymbol{\nu}} d\boldsymbol{\nu}}. \quad (13b)$$

The estimate of the PDF $\hat{p}_{\mathbf{w}}(\mathbf{w})$ is then given by the inverse Fourier transformation (iFT) of the CF (13).

2) *Deconvolution for LTV Model*: Considering the LTV model, it is important not to overlook the time variability of the residue and transformed noise PDFs. In this case, we could apply the above-mentioned approach (10)–(13) for *each* KD $\hat{p}_{\mathbf{r}_k}(\mathbf{r})$ (9). As a consequence, we would obtain κ estimates of $\hat{p}_{\mathbf{w}}^{(k)}(\mathbf{w})$, which should be fused. However, such an approach is clearly impractical due to κ -times increased computational complexity and possible accumulation of numerical errors.

To preserve low computational complexity, we follow principally the same approach as for the LTI model with modifications due to time-varying residue and transformed noise PDFs. As derived in Appendix using the *random finite set theory*, the convolution of the PDFs of the latent and noise variables $p_{\mathbf{w}}(\mathbf{w})$ and $p_{\boldsymbol{\nu}_k}(\boldsymbol{\nu})$, respectively, reads

$$\frac{1}{\kappa} \sum_{k \in \mathcal{K}} p_{\mathbf{r}_k}(\mathbf{r}) = \int p_{\mathbf{w}}(\mathbf{r} - \boldsymbol{\nu}) \frac{1}{\kappa} \sum_{k \in \mathcal{K}} p_{\boldsymbol{\nu}_k}(\boldsymbol{\nu}) d\boldsymbol{\nu}. \quad (14)$$

Applying (11) and using the linearity of the FT, we can rewrite (14) using the sum of the CFs as

$$\sum_{k \in \mathcal{K}} \mathcal{F}_{\mathbf{r}_k}(\mathbf{t}) = \mathcal{F}_{\mathbf{w}}(\mathbf{t}) \sum_{k \in \mathcal{K}} \mathcal{F}_{\boldsymbol{\nu}_k}(\mathbf{t}). \quad (15)$$

Substituting the unknown true residue CFs $\mathcal{F}_{\mathbf{r}_k}(\mathbf{t})$, $\forall k$, with their known KD-based counterparts $\hat{\mathcal{F}}_{\mathbf{r}_k}(\mathbf{t})$, $\forall k$, calculated from (9), the process noise PDF estimate $\hat{p}_{\mathbf{w}}(\mathbf{w})$ can be computed by the iFT of the process noise CF estimate given by

$$\hat{\mathcal{F}}_{\mathbf{w}}(\mathbf{t}) = \frac{\sum_{k \in \mathcal{K}} \hat{\mathcal{F}}_{\mathbf{r}_k}(\mathbf{t})}{\sum_{k \in \mathcal{K}} \mathcal{F}_{\boldsymbol{\nu}_k}(\mathbf{t})} \quad (16a)$$

$$= \frac{\int |\mathbf{B}|^{-1/2} \sum_{k \in \mathcal{K}} K(\mathbf{B}^{-1/2}(\mathbf{r} - \mathbf{r}_k)) e^{i\mathbf{t}\mathbf{r}} d\mathbf{r}}{\int \sum_{k \in \mathcal{K}} p_{\boldsymbol{\nu}_k}(\boldsymbol{\nu}) e^{i\mathbf{t}\boldsymbol{\nu}} d\boldsymbol{\nu}}. \quad (16b)$$

Note that

- Sum of the CFs in numerator and denominator can be calculated by a *single* FT of the mixture densities $\sum_{k \in \mathcal{K}} \hat{p}_{\mathbf{r}_k}(\mathbf{r})$ and $\sum_{k \in \mathcal{K}} p_{\boldsymbol{\nu}_k}(\boldsymbol{\nu})$ (16b), respectively, which are easy to get,
- Process noise CF estimate (16) for the LTV model becomes (13) for the LTI model,
- “All-sample-based” estimate $\hat{p}_{\mathbf{w}}(\mathbf{w})$ can be seen as an arithmetic mean of all particular “single-sample-based” estimates $\hat{p}_{\mathbf{w}}^{(k)}(\mathbf{w})$. The explanation can be found in Appendix.

III. ALGORITHM AND USER-DEFINED PARAMETERS SELECTION

While the proposed method is straightforward, its implementation relies on various user choices regarding the selection

of specific methods and their parameters. [19]–[22]. The following section briefly discusses these practical aspects and summarizes the method.

A. Algorithm Summary

Below the pseudo-code for the proposed method for identifying the process noise PDF is summarised. The pseudo-code is consistent with the MATLAB® implementation of the numerical examples given in the subsequent section.

Algorithm: Process noise Noise PDF Identification by Kernel Density Deconvolution (KDD) Method

- (i) Define the model matrices $\mathbf{F}_k, \mathbf{G}_k, \mathbf{H}_k$, for $k = 0, 1, \dots, \tau$, the measurement noise PDF $p_{\mathbf{v}}(\mathbf{v}_k)$.
- (ii) Obtain measurement data \mathbf{z}_k and control $\mathbf{u}_k, \forall k$.
- (iii) Calculate the measurement prediction $\hat{\mathbf{z}}_k$ and the residue $\mathbf{r}_k, \forall k$, according to (5a) with (2) and (3).
- (iv) Define the set \mathcal{K} . Based on the selected residues $\mathbf{r}_k, k \in \mathcal{K}$, construct KD $\hat{p}_{\mathbf{r}}(\mathbf{r})$ according to (8) for the LTI model or $\hat{p}_{\mathbf{r}_k}(\mathbf{r})$ (9) for the LTV model.
- (v) Based on the model matrices and measurement noise PDF $p_{\mathbf{v}_k}(\mathbf{v})$, determine the PDF of the transformed measurement noise $p_{\nu}(\nu)$ and $p_{\nu_k}(\nu), \forall k$, for the LTI and LTV model, respectively.
- (vi) Construct equidistant grid of points $\Xi = [\xi^{(1)}, \xi^{(2)}, \dots, \xi^{(N)}]$ well-covering the support of the kernel density $\hat{p}_{\mathbf{r}}(\mathbf{r})$ for the LTI model and $\hat{p}_{\mathbf{r}_k}(\mathbf{r})$ for the LTV model.
- (vii) Evaluate residue KD and transformed noise PDF at each grid point, i.e., for LTI model calculate

$$\hat{\mathcal{P}}_{\mathbf{r}} = \left[\hat{p}_{\mathbf{r}}(\xi^{(1)}), \hat{p}_{\mathbf{r}}(\xi^{(2)}), \dots, \hat{p}_{\mathbf{r}}(\xi^{(N)}) \right], \quad (17a)$$

$$\mathcal{P}_{\nu} = \left[p_{\nu}(\xi^{(1)}), p_{\nu}(\xi^{(2)}), \dots, p_{\nu}(\xi^{(N)}) \right]. \quad (17b)$$

and for LTV model calculate

$$\hat{\mathcal{P}}_{\mathbf{r}} = \left[\sum_{k \in \mathcal{K}} \hat{p}_{\mathbf{r}_k}(\xi^{(1)}), \dots, \sum_{k \in \mathcal{K}} \hat{p}_{\mathbf{r}_k}(\xi^{(N)}) \right], \quad (18a)$$

$$\mathcal{P}_{\nu} = \left[\sum_{k \in \mathcal{K}} p_{\nu_k}(\xi^{(1)}), \dots, \sum_{k \in \mathcal{K}} p_{\nu_k}(\xi^{(N)}) \right]. \quad (18b)$$

- (viii) Calculate CFs corresponding to the PDFs (17) or (18)

$$\hat{\mathcal{F}}_{\mathbf{r}} = \text{FT}(\hat{\mathcal{P}}_{\mathbf{r}}), \quad (19a)$$

$$\mathcal{F}_{\nu} = \text{FT}(\mathcal{P}_{\nu}). \quad (19b)$$

- (ix) Estimate CF of the process noise PDF $p_{\mathbf{w}}(\mathbf{w})$ according to (13) as

$$\hat{\mathcal{F}}_{\mathbf{w}} = \hat{\mathcal{F}}_{\mathbf{r}} \oslash \mathcal{F}_{\nu}. \quad (20)$$

where \oslash stands for the Hadamard (point-wise) division.

- (x) Calculate the process noise PDF estimate evaluated at the grid points Ξ by the inverse Fourier transform

$$\hat{\mathcal{P}}_{\mathbf{w}} = \text{iFT}(\hat{\mathcal{F}}_{\mathbf{w}}), \quad (21)$$

of which *real* part should be properly shifted and nor-

malised.

The FT and iFT can be calculated by the fast discrete algorithms. In MATLAB®, these algorithms are available for arbitrary dimensional arrays (e.g., routines `fft`, `ifft`) as well as the algorithms for specification of the multidimensional KD (e.g., routine `mvksdensity`).

Advanced algorithms for density deconvolution are also implemented in several packages for MATLAB® or R [20], [21].

B. Density Parametrisation and Moment Calculation

The process noise PDF estimate (21) provided by the KDD method is a *non-parametric* (grid-based) estimate. This type of estimate may not be appropriate for applications such as the state estimation, fault detection, or optimal control, which typically require a parametric density. Therefore, it is reasonable to define a parametric description of the estimated process noise. One of the convenient parametrisation stems from the concept of the grid-based filters and the respective (kernel-based) *point-mass density* (PMD) [23].

Having the estimated values of the process noise PDF $\hat{\mathcal{P}}_{\mathbf{w}}$ (21), which is evaluated at the grid Ξ , we can construct the process noise PMD estimate as

$$\hat{p}_{\mathbf{w}}(\mathbf{w}; \Xi) \triangleq \sum_{i=1}^N \hat{\mathcal{P}}_{\mathbf{w}}^{(i)} S(\mathbf{w}; \xi^{(i)}), \quad (22)$$

where $S(\mathbf{w}; \xi^{(i)})$ is an indicator function that equals to one if realisation of the state noise \mathbf{w} is in the neighbourhood of the i -th point $\xi_k^{(i)}$ and is zero otherwise. That is the probability is assumed constant in the non-overlapping hyper-rectangular neighbourhood $\Delta_{\xi} = \int S(\mathbf{w}; \xi^{(i)}) d\mathbf{w}$ of the i -th point.

The PMD can be interpreted as a sum of weighted uniform distributions [23], [24], and as such, it can easily be sampled. Additionally, the PMD enables a straightforward calculation of both central and raw moments. For example, the process noise mean and covariance matrix estimates can be calculated according to

$$\hat{\mathbf{E}}[\mathbf{w}] = \sum_{i=1}^N \Delta_{\xi} \mathcal{P}_{\mathbf{w}}^{(i)} \xi^{(i)}, \quad (23a)$$

$$\hat{\mathbf{Q}} = \widehat{\text{COV}}[\mathbf{w}] = \sum_{i=1}^N \Delta_{\xi} \mathcal{P}_{\mathbf{w}}^{(i)} \left(\xi^{(i)} - \hat{\mathbf{E}}[\mathbf{w}] \right) (\cdot)^T, \quad (23b)$$

where $\hat{\mathbf{E}}[\mathbf{w}]$ is the estimate of the true process noise mean $\mathbf{E}[\mathbf{w}]$. Similarly, we can define the covariance matrix estimate $\hat{\mathbf{Q}}$.

C. Parameters Selection via Moment Optimisation

The introduced KDD algorithm requires the specification of two parameters

- In step (iv), the kernel type and properties, in particular, the kernel bandwidth \mathbf{B} in the design of the KD $\hat{p}_{\mathbf{r}}(\mathbf{r})$ shall be specified,
- In step (viii), the smoothness coefficient ε in calculation

of \mathcal{F}_ν shall be controlled to ensure feasible Hadamard division (20), i.e., to avoid division by zero.

Without any prior information on the process noise PDF, the parameters can be determined adaptively or by using optimisation. The former option involves the application of advanced adaptive deconvolution methods, where especially the kernel properties are determined automatically [20]. The latter option can be formulated as a minimisation of the covariance-matrix-based metric [25]

$$[\mathbf{B}^*, \varepsilon^*] = \arg \min_{\mathbf{B}, \varepsilon} d(\mathbf{B}, \varepsilon), \quad (24)$$

where

$$d(\mathbf{B}, \varepsilon) = \sqrt{\sum_{i=1}^{n_x} \ln^2 \left(\lambda_i \left(\hat{\mathbf{Q}}(\mathbf{B}, \varepsilon), \mathbf{Q} \right) \right)}. \quad (25)$$

The metric assesses the distance between the PMD-based covariance matrix $\hat{\mathbf{Q}}(\mathbf{B}, \varepsilon)$ (23b) and the true process noise covariance matrix \mathbf{Q} using the sum of squared logarithms of the eigenvalues $\lambda_i \left(\hat{\mathbf{Q}}(\mathbf{B}, \varepsilon), \mathbf{Q} \right)$ coming from the solution to the characteristic polynomial $|\lambda \hat{\mathbf{Q}}(\mathbf{B}, \varepsilon) - \mathbf{Q}| = 0$. As the true covariance matrix \mathbf{Q} is unknown, we can use its *unbiased* estimate provided e.g., by the MDM [26].

Note that other metrics based on the higher-order moments of \mathbf{w}_k , the density smoothness [27], or minimising the mean integrated squared error [18] can be used for parameters optimisation.

IV. NUMERICAL ILLUSTRATION

The developed process noise PDF identification is illustrated in two numerical examples; (i) one-dimensional LTV model, and (ii) two-dimensional LTI model. The related MATLAB® source codes can be found in the repository <https://github.com/IDM-UWB/StateNoisePDFIdentification>.

A. Scalar LTV Model

In the first example², we consider the scalar model (1a), (1b) with $F_k = 0.9 \sin(10^{-4}k)$, $G_k = \cos(k)$, $H_k = 1$, $u_k = 1$, and $\tau = 10^6$. The measurement noise PDF is zero-mean Gaussian with unit variance $R = 1$, i.e., $p_v(v_k) = \mathcal{N}\{v_k; 0, R\}$. The estimated process noise PDF $p_w(w_k)$ is set for the purpose of simulation as the Rayleigh PDF with the scale-related parameter $\sigma^2 = 2^2$, i.e., $p_w(w_k) = \mathcal{R}\{w_k; 2\}$. It means that the variance of the process noise is $Q \approx 1.7$.

In this example, we compare the proposed *KDD method* providing the estimate $\hat{p}_w^{\text{KDD}}(\mathbf{w})$ with the following state-of-the-art methods

- *Method of moments* (MoM), which is based on the assumption of the process noise PDF family with unknown (and estimated) parameters. In this case, we can calculate the parameter σ^2 from the first two non-central process noise moments estimated by the correlation MDM [28]. The moments and the parameter are related as

$$E[w] = \sqrt{\sigma^2 \frac{\pi}{2}}, \quad (26a)$$

$$E[w^2] = 2\sigma^2, \quad (26b)$$

and the parameter estimate is computed as

$$\hat{\sigma}^2 = \underset{\sigma^2}{\operatorname{argmin}} \left\| \begin{bmatrix} \hat{E}[w]_{\text{MDM}} - \sqrt{\sigma^2 \frac{\pi}{2}} \\ \hat{E}[w^2]_{\text{MDM}} - 2\sigma^2 \end{bmatrix} \right\|^2. \quad (27)$$

The identified process noise PDF is denoted as $\hat{p}_w^{\text{MoM}, R}(\mathbf{w})$.

- MoM assuming the process noise PDF in the form of a “generic” Gaussian sum (GS) with $d = 1, 2, 3, 4, 5$ modes, i.e., MoM designed under the assumption of *unknown* process noise PDF. The relations between the GS moments and parameters can be found in [29]. The resulting PDF estimate is denoted as $\hat{p}_w^{\text{MoM}, GS(d)}(\mathbf{w})$.

The true and estimated process noise PDFs are plotted in Fig. 1 (top plots) together with the PDF absolute estimation error (bottom plots)

$$\tilde{p}_w(w) = |p_w(w) - \hat{p}_w(w; \Xi)|. \quad (28)$$

The integral error of the process noise PDF estimate is defined as

$$\tilde{P}_w = \int \tilde{p}_w(w) dw, \quad (29)$$

and is summarised in Table I. The results indicate that the most accurate method is naturally the MoM based on the assumption of the known PDF family (i.e., MoM, R). Omitting this assumption and *considering* the process noise PDF to be GS distributed leads to significantly worse PDF estimate quality. In these GS cases, we should highlight that increasing the number of the Gaussian terms d does not generally lead to better estimation accuracy. The reason lies in the fact that adding an additional Gaussian term requires estimating three parameters: weight, mean, and variance. This, in turn, necessitates estimating three other moments of the process noise by the MDM for the MoM. We observe that estimating higher-order moments with same quality requires more data; in other words, the uncertainty of moment estimates increases with increasing moment order if the sample size remains constant. Compared to the MoM, the proposed *KDD method* provides *accurate* estimates *without* any prior knowledge of the process noise PDF.

For the sake of completeness, evaluation of the criterion $d(B, \varepsilon)$ (25) w.r.t. the smoothness coefficient ε can be seen in Fig. 2. Note that the dependency of the criterion on the kernel bandwidth B is rather negligible in this case.

B. Two-dimensional LTI Model

In the second example³, we have two-dimensional ($n_x = n_z = 2$) model (1a), (1b) with $\mathbf{F}_k = \mathbf{I}_2$, $\mathbf{G}_k = \mathbf{I}_2$, $\mathbf{H}_k = \mathbf{I}_2$, $\mathbf{u}_k = [\sin(k), \cos(k)]^T$, and $\tau = 10^6$, where \mathbf{I}_2 stands for the identity matrix of indicated dimension. The given measurement noise is described by the Gaussian PDF $p_v(\mathbf{v}_k) = \mathcal{N}\{\mathbf{v}_k; \mathbf{I}_{2 \times 1}, \mathbf{R}\}$ with $\mathbf{R} = \begin{bmatrix} 2 & -1 \\ -1 & 2 \end{bmatrix}$. The estimated process noise PDF $p_w(\mathbf{w}_k)$ is for the simulation in the form of the

²Example is implemented in `stateNoiseIdent_LTV_1D.m`.

³Example is implemented in `stateNoiseIdent_LTI_2D.m`.

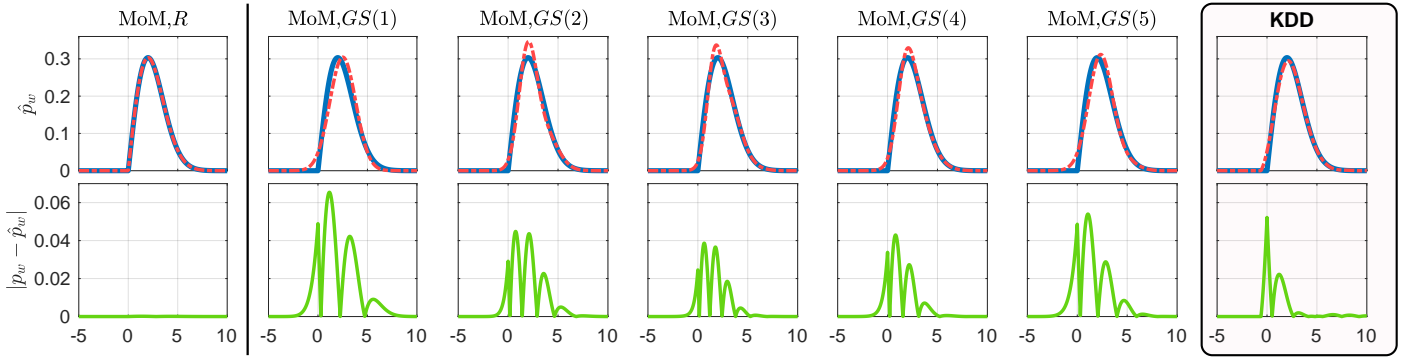


Fig. 1. Illustration of true (—) and estimated process noise PDFs (—), and estimate errors (—).

	MoM, R	MoM, $GS(1)$	MoM, $GS(2)$	MoM, $GS(3)$	MoM, $GS(4)$	MoM, $GS(5)$	KDD
\tilde{P}_w	0.0005	0.1949	0.1193	0.0837	0.0886	0.1398	0.0570

TABLE I
INTEGRAL ERROR OF PROCESS NOISE PDF ESTIMATES.

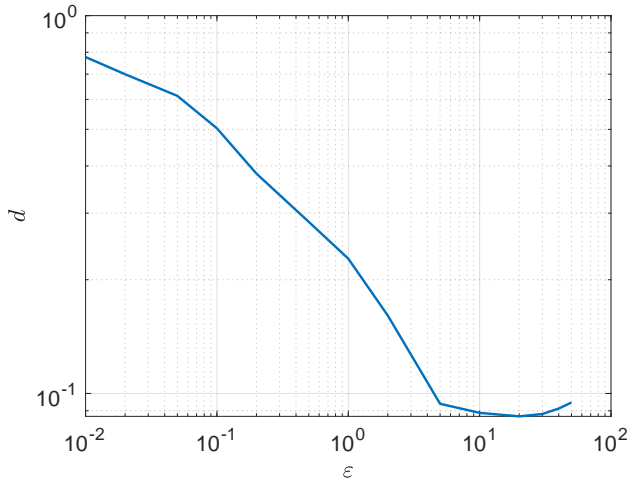


Fig. 2. Illustration of the criterion for selection of the smoothness coefficient.

Gaussian sum $p_w(\mathbf{w}_k) = \frac{1}{2} \sum_{j=1}^2 \{\mathbf{w}_k; \bar{\mathbf{w}}^{(j)}, \mathbf{Q}^{(j)}\}$, where

$$\begin{aligned} \bar{\mathbf{w}}^{(1)} &= \begin{bmatrix} -2 \\ 2 \end{bmatrix}, \bar{\mathbf{w}}^{(2)} = \begin{bmatrix} -2 \\ -2 \end{bmatrix}, \\ \mathbf{Q}^{(1)} &= \begin{bmatrix} 4 & 1.5 \\ 1.5 & 2 \end{bmatrix}, \mathbf{Q}^{(2)} = \begin{bmatrix} 1 & 0.5 \\ 0.5 & 2 \end{bmatrix}. \end{aligned} \quad (30)$$

The covariance matrix of the process noise is $\mathbf{Q} \approx \begin{bmatrix} 6.5 & -3 \\ -3 & 6 \end{bmatrix}$.

In this example, we evaluate the proposed KDD method only. Analogously to the previous example, the MoM for the *known* GS family leads to accurate estimates. For the KDD method, all the involved densities are visualised in Fig. 3. The true and estimated process noise PDFs are given in Fig. 4 together with the estimate error. The integral error (29) is, in this case, $\tilde{P}_w = 0.198$.

V. CONCLUDING REMARKS

This paper dealt with estimation of the process noise PDF of a linear system described by the state-space time-varying model. The proposed method uses a specially designed calculation of the residue (or the measurement prediction error),

which can be interpreted as the sum of the process and measurement noises. Assuming a known measurement noise PDF, calculating the residue, and constructing the respective residue kernel density, we can estimate the process noise PDF by the density deconvolution algorithm. The algorithm can be efficiently realised by the fast Fourier and inverse Fourier transforms. The proposed algorithm was numerically verified, and a method for automatic selection of deconvolution parameters was proposed. The paper is supplemented with a code of the proposed method.

APPENDIX

In this appendix, we provide

- 1) Derivation of the relation for the convolution in the LTV model (14) based on the random finite set theory,
- 2) Interpretation of the estimated process noise PDF $\hat{p}_w(\mathbf{w})$ derived from (16) from the PDF fusion perspective.

A. Derivation of Convolution Equation for LTV Model

First, notice that each sample \mathbf{r}_k (5a) of the LTV model residuum exists with probability one and is generated according to the distribution $p_{\mathbf{r}_k}(\cdot)$. The *random finite set* given by $R_k = \{\mathbf{r}_k\}$ is thus *Bernoulli* distributed with the PDF

$$p_{R_k}(R) = \begin{cases} p_{\mathbf{r}_k}(\mathbf{r}), & \text{if } R = \{\mathbf{r}\} \\ 0, & \text{otherwise.} \end{cases} \quad (31)$$

Following [30], note that the PDF $p(\cdot)$ of a random finite set is normalised such that its *set integral* defined by

$$\int p(R) \delta R = \sum_{i=0}^{\infty} \frac{1}{i!} \int p(\{\mathbf{r}_1, \dots, \mathbf{r}_i\}) d\mathbf{r}_1 \cdots d\mathbf{r}_i \quad (32)$$

is equal to one.

Assuming the residue samples \mathbf{r}_k (5a) are mutually distinct and independent, the union $R = \{\mathbf{r}_0, \dots, \mathbf{r}_\kappa\}$ can be seen to have *multi-Bernoulli* distribution. The rather complicated expression of a multi-Bernoulli-distributed random finite set can be found in [30, Sec. 3.4.3]. Unlike the PDF, the first

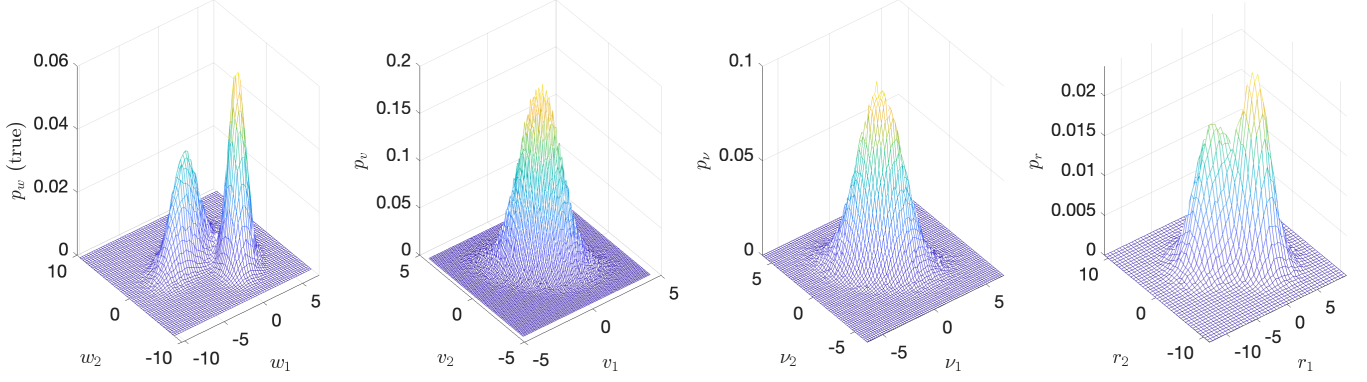


Fig. 3. Illustration of the involved PDFs (i) true process noise PDF $p_{\mathbf{w}}(\mathbf{w}_k)$, (ii) measurement noise PDF $p_{\mathbf{v}}(\mathbf{v}_k)$, (iii) sum measurement noise PDF $p_{\nu}(\nu_k)$, and (iv) residue PDF $p_{\mathbf{r}}(\mathbf{r}_k)$.

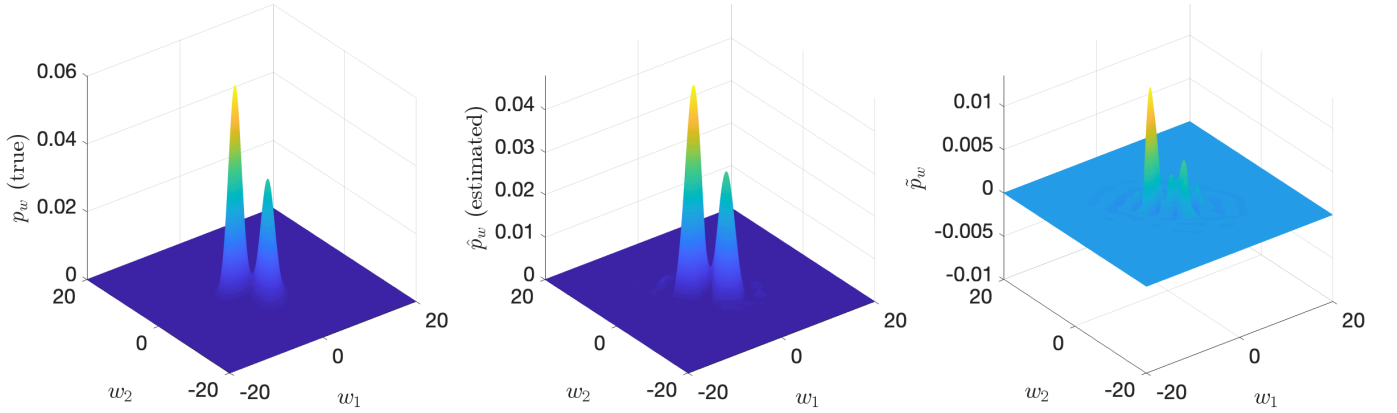


Fig. 4. Illustration of process noise PDFs (i) true $p_{\mathbf{w}}(\mathbf{w}_k)$, (ii) estimated $\hat{p}_{\mathbf{w}}(\mathbf{w}_k; \Xi)$, and (iii) estimate error $\tilde{p}_{\mathbf{w}}(\mathbf{w}_k)$; all evaluated at grid Ξ .

moment of R is useful in this paper.

The first statistical moment $D(\cdot)$ of a random finite set, also known as the *probability hypothesis density* (PHD), is a function of one variable \mathbf{r} , for which

$$D(\mathbf{r}) = \int p(R \cup \{\mathbf{r}\}) \delta R. \quad (33)$$

The PHD $D(\mathbf{r})$ (33) is an un-normalized density function whose ordinary integral $\int_B D(\mathbf{r}) d\mathbf{r}$ is the expected cardinality of the random finite set intersecting the region B . As the PHD of a union of independent random finite sets is the sum of PHDs of the united sets [30, p. 94], the PHD of R is given by

$$D_R(\mathbf{r}) = \sum_{k \in \mathcal{K}} D_{R_k}(\mathbf{r}). \quad (34)$$

Furthermore, the PHD of each Bernoulli-distributed R_k is $D_{R_k}(\mathbf{r}) = p_{\mathbf{r}_k}(\mathbf{r})$. Using (6), the density $p_{\mathbf{r}_k}(\mathbf{r})$ is given by the convolution of $p_{\mathbf{w}}(\mathbf{w})$ and $p_{\nu_k}(\nu_k)$. Therefore,

$$D_R(\mathbf{r}) = \sum_{k \in \mathcal{K}} p_{\mathbf{r}_k}(\mathbf{r}) = \sum_{k \in \mathcal{K}} \int p_{\mathbf{w}}(\mathbf{r} - \nu) p_{\nu_k}(\nu) d\nu. \quad (35)$$

Normalizing (35) by the expected cardinality $\kappa = \int D_R(\mathbf{r}) d\mathbf{r}$ of R in the entire space and taking the summation into the convolution yields the desired Eq. (14).

B. LTV Density Deconvolution from Fusion Perspective

Consider κ “single-sample-based” estimates $\hat{p}_{\mathbf{w}}^{(k)}(\mathbf{w})$ of the true PDF $p_{\mathbf{w}}^{(k)}(\mathbf{w}) (= p_{\mathbf{w}}(\mathbf{w}), \forall k)$, each based on the FT $\hat{\mathcal{F}}_{\mathbf{r}_k}(\mathbf{t})$ of the KD estimate $\hat{p}_{\mathbf{r}_k}(\mathbf{r})$ (9). Then, we can write

$$\mathcal{F}_{\mathbf{w}}^{(k)}(\mathbf{t}) = \frac{\mathcal{F}_{\mathbf{r}_k}(\mathbf{t})}{\mathcal{F}_{\nu_k}(\mathbf{t})}, \forall k \in \mathcal{K}. \quad (36)$$

where $\mathcal{F}_{\mathbf{r}_k}(\mathbf{t})$ is the CF of $p_{\mathbf{r}_k}(\mathbf{r})$ (9). To calculate the fused estimate of the process noise CFs (36), we can use the *density arithmetic mean* commonly used for the PDF fusion [31]. Assuming the same weight $1/\kappa$ of each calculated CF, the CF arithmetic mean reads

$$\mathcal{F}_{\mathbf{w}}(\mathbf{t}) = \frac{1}{\kappa} \sum_{k \in \mathcal{K}} \mathcal{F}_{\mathbf{w}}^{(k)}(\mathbf{t}), \quad (37)$$

which can be further treated, w.r.t. (36), as

$$\mathcal{F}_{\mathbf{w}}(\mathbf{t}) = \frac{1}{\kappa} \sum_{k \in \mathcal{K}} \frac{\mathcal{F}_{\mathbf{r}_k}(\mathbf{t})}{\mathcal{F}_{\nu_k}(\mathbf{t})}. \quad (38)$$

Considering the fact that

$$(\mathcal{F}_{\mathbf{w}}(\mathbf{t})) = \frac{\mathcal{F}_{\mathbf{r}_k}(\mathbf{t})}{\mathcal{F}_{\nu_k}(\mathbf{t})} = \frac{\mathcal{F}_{\mathbf{r}_{k+1}}(\mathbf{t})}{\mathcal{F}_{\nu_{k+1}}(\mathbf{t})}, \forall k, \quad (39)$$

the averaged (or fused) CF (38) estimate becomes

$$\mathcal{F}_{\mathbf{w}}(\mathbf{t}) = \frac{\frac{1}{\kappa} \sum_{k \in \mathcal{K}} \mathcal{F}_{\mathbf{r}_k}(\mathbf{t})}{\frac{1}{\kappa} \sum_{k \in \mathcal{K}} \mathcal{F}_{\nu_k}(\mathbf{t})}. \quad (40)$$

Substitution of the CF $\hat{\mathcal{F}}_{\mathbf{r}_k}(\mathbf{t})$ of the KD estimate $\hat{p}_{\mathbf{r}_k}(\mathbf{r})$ (9) instead of $\mathcal{F}_{\mathbf{r}_k}(\mathbf{t})$ leads to Eq. (16).

REFERENCES

- [1] D. Simon, *Optimal State Estimation: Kalman, H Infinity, and Nonlinear Approaches*. Wiley-Interscience, 2006.
- [2] J. L. Crassidis and J. L. Junkins, *Optimal Estimation of Dynamic Systems (2nd Edition)*. CRC Press, 2012.
- [3] P. D. Groves, *Principles of GNSS, Inertial, and Multisensor Integrated Navigation Systems*. Artech House, 2008.
- [4] Y. Bar-Shalom, X. R. Li, and T. Kirubarajan, *Estimation with Applications to Tracking and Navigation: Theory Algorithms and Software*. John Wiley & Sons, 2001.
- [5] H. Nurminen, T. Ardeshiri, R. Piché, and F. Gustafsson, “A NLOS-robust TOA positioning filter based on a skew-t measurement noise model,” in *Proceedings of 2015 International Conference on Indoor Positioning and Indoor Navigation*, Banff, AB, Canada, 2015.
- [6] A. Harvey and S. J. Koopman, “Unobserved components models in economics and finance,” *IEEE Control Systems Magazine*, vol. 29, no. 6, pp. 71–81, 2009.
- [7] S. D. Brown, “The Kalman filter in analytical chemistry,” *Analytica Chimica Acta*, vol. 181, pp. 1–26, 1986.
- [8] R. K. Mehra, “On the identification of variances and adaptive filtering,” *IEEE Transactions on Automatic Control*, vol. 15, no. 2, pp. 175–184, 1970.
- [9] P. R. Bélanger, “Estimation of noise covariance matrices for a linear time-varying stochastic process,” *Automatica*, vol. 10, no. 3, pp. 267–275, 1974.
- [10] B. J. Odelson, M. R. Rajamani, and J. B. Rawlings, “A new autocovariance least-squares method for estimating noise covariances,” *Automatica*, vol. 42, no. 2, pp. 303–308, 2006.
- [11] J. Duník, O. Kost, and O. Straka, “Design of measurement difference autocovariance method for estimation of process and measurement noise covariances,” *Automatica*, vol. 90, pp. 16–24, 2018.
- [12] S. Särkkä and A. Nummenmaa, “Recursive noise adaptive Kalman filtering by variational Bayesian approximations,” *IEEE Transactions on Automatic Control*, vol. 54, no. 3, pp. 596–600, 2009.
- [13] R. H. Shumway and D. S. Stoffer, *Time Series Analysis and its Applications*. Springer-Verlag, 2000.
- [14] A. Sage and G. W. Husa, “Adaptive filtering with unknown prior statistics,” in *Proceedings of the Joint Automatic Control Conference*, 1969.
- [15] N. Cohen and I. Klein, “Adaptive Kalman-informed transformer,” *Engineering Applications of Artificial Intelligence*, vol. 146, p. 110221, 2025.
- [16] O. Kost, J. Duník, and O. Straka, “Measurement difference method: A universal tool for noise identification,” *IEEE Transactions on Automatic Control*, vol. 68, no. 3, pp. 1792–1799, 2023.
- [17] J. Duník, O. Kost, O. Straka, and E. Blasch, “Covariance estimation and Gaussianity assessment for state and measurement noise,” *Journal of Guidance, Control, and Dynamics*, vol. 43, no. 1, pp. 132–139, 2020.
- [18] L. A. Stefanski and R. J. Carroll, “Deconvolving kernel density estimators,” *Statistics*, vol. 21, no. 2, pp. 169–184, 1990.
- [19] K. D. Brabanter and B. D. Moor, “Deconvolution in nonparametric statistics,” in *The European Symposium on Artificial Neural Networks*, Bruges, Belgium, 4 2012.
- [20] F. Comte, Y. Rozenholc, and M. L. Taupin, “Penalized contrast estimator for adaptive density deconvolution,” *The Canadian Journal of Statistics*, vol. 34, no. 3, pp. 431–452, 2006.
- [21] X. Wang and B. Wang, “Deconvolution estimation in measurement error models: The R package decon,” *Journal of Statistical Software*, vol. 39, no. 10, 2011.
- [22] A. Goldenshluger and T. Kim, “Density deconvolution with non-standard error distributions: Rates of convergence and adaptive estimation,” *Electronic Journal of Statistics*, vol. 15, no. 1, pp. 3394 – 3427, 2021.
- [23] N. Sirola, S. Ali-Loytty, and PichR., “Benchmarking nonlinear filters,” in *Nonlinear Statistical Signal Processing Workshop NSSPW06*, Cambridge, 2006.
- [24] N. Bergman, “Recursive bayesian estimation: Navigation and tracking applications,” Ph.D. dissertation, Linköping University, Sweden, 1999.
- [25] W. Förstner and B. Moonen, *A Metric for Covariance Matrices*. Berlin, Heidelberg: Springer Berlin Heidelberg, 2003, pp. 299–309.
- [26] O. Kost, J. Duník, O. Straka, and O. Daniel, “Identification of GNSS measurement error: From time to elevation dependency,” *IEEE Transactions on Aerospace and Electronic Systems*, pp. 1–12, 2023.
- [27] T. M. Davies, J. C. Marshall, and M. L. Hazelton, “Tutorial on kernel estimation of continuous spatial and spatiotemporal relative risk,” *Statistics in Medicine*, vol. 7, pp. 1191–1221, 2008.
- [28] O. Kost, J. Duník, and O. Straka, “Noise moment and parameter estimation of state-space model,” in *Proceedings of 18th IFAC Symposium on System Identification (SYSID)*, vol. 51, no. 15, pp. 891–896, 2018.
- [29] J. Duník, O. Kost, and O. Straka, “Estimation of parameters of Gaussian sum distributed noises in state-space models,” *IFAC-PapersOnLine*, vol. 53, no. 2, pp. 2415–2422, 2020, 21st IFAC World Congress.
- [30] R. P. S. Mahler, *Advances in Statistical Multisource-Multitarget Information Fusion*. Artech House, 2014.
- [31] G. Koliander, Y. El-Laham, P. M. Djurić, and F. Hlawatsch, “Fusion of probability density functions,” *Proceedings of the IEEE*, vol. 110, no. 4, pp. 404–453, 2022.