

Advancing Myopia To Holism: Fully Contrastive Language-Image Pre-training

Haicheng Wang^{1,2†}, Chen Ju^{1†}, Weixiong Lin^{1,2}, Shuai Xiao¹, Mengting Chen¹, Yixuan Huang¹,
Chang Liu^{1,2}, Mingshuai Yao¹, Jinsong Lan¹, Ying Chen¹, Qingwen Liu¹, Yanfeng Wang²
¹ Alibaba Group ² Shanghai Jiao Tong University

anakin_skywalker@sjtu.edu.cn, cju.void@gmail.com, shuai.xsh@alibaba-inc.com

<https://github.com/anakin-skywalker-Joseph/Holistic-CLIP>

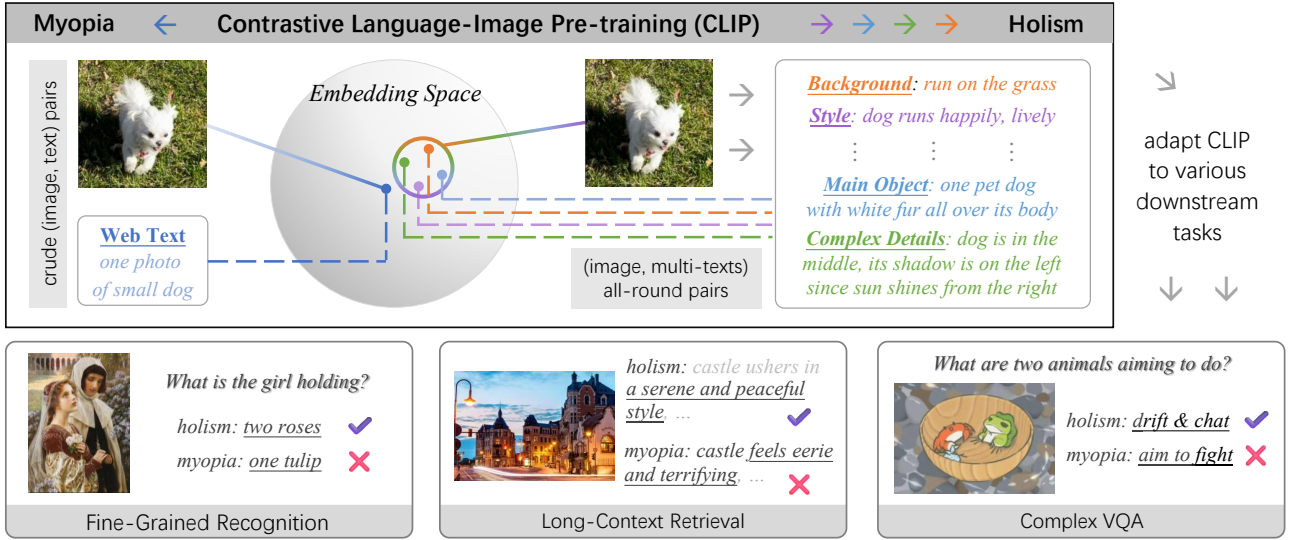


Figure 1. **Myopia.** OpenAI’s CLIP [57] uses crude (image, text) web data for one-to-one contrastive alignment, causing serious myopia, *i.e.*, bias to monotonous short texts and shallow visual expressivity. **Holism.** We advance one holistic CLIP paradigm, by updating colorful (image, multi-texts) data from diverse views, levels; and designing multi-to-multi contrastive learning for image-text part-to-part matching.

Abstract

In rapidly evolving field of vision-language models (VLMs), contrastive language-image pre-training (CLIP) has made significant strides, becoming foundation for various downstream tasks. However, relying on one-to-one (image, text) contrastive paradigm to learn alignment from large-scale messy web data, CLIP faces a serious myopic dilemma, resulting in biases towards monotonous short texts and shallow visual expressivity. To overcome these issues, this paper advances CLIP into one novel holistic paradigm, by updating both diverse data and alignment optimization. To obtain colorful data with low cost, we use image-to-text captioning to generate multi-texts for each image, from multiple perspectives, granularities, and hierarchies. Two gadgets are proposed to encourage textual diversity. To match

such (image, multi-texts) pairs, we modify the CLIP image encoder into multi-branch, and propose multi-to-multi contrastive optimization for image-text part-to-part matching. As a result, diverse visual embeddings are learned for each image, bringing good interpretability and generalization. Extensive experiments and ablations across over ten benchmarks indicate that our holistic CLIP significantly outperforms existing myopic CLIP, including image-text retrieval, open-vocabulary classification, and dense visual tasks.

1. Introduction

Recently, inspired by the tremendous progress of large language models in NLP domains, vision-language large models (VLMs) in CV domains also flourish, further triggered a boom in downstream tasks: closed-set understanding, open-vocabulary learning, and AIGC generation [60, 69]. Hence, as the VLMs’ cornerstone, contrastive language-image pre-training (CLIP) [57] bears significant responsibility.

†: These authors contribute equally to this work.

✉: Corresponding authors.

OpenAI leads CLIP’s prevailing solution and most later variants follow the precedent set, *i.e.*, to bridge cross-modal embeddings effectively, CLIP first crawls 400M image-text pairs supplemented by simple cleaning, then optimizes via noisy contrastive learning for one-to-one alignment (Fig. 1). The paradigm rapidly expands data by extremely low manpower, and trains large-scale models to achieve strong performance. However, it also inevitably leads to bias in overfitting the web data: (1) *One Sidedness*. Crude text format is uniform, mostly presenting brief overviews without complex relationships, and some even carry the noise. (2) *Visual Damage*. A colorful image only matches one compact text, diverse vision is largely discarded, with only a glance being used. (3) *Chaotic Semantics*. Web texts are rather complicated with multi-level semantics, thus brutally aggregating them to the same image embedding fundamentally affects the pre-training quality. As a result, overfitting these biases doomed trained CLIP to be **myopic**, *i.e.*, performing poorly in long-context understanding [80], fine-grained visual perception [3, 56], and complexity modeling [67].

To jump out the myopic dilemma, we are motivated by one *blind men and an elephant fable: combining cognition of multiple myopic men should give the holism*. Concretely, image carries explosive information than text, *e.g.*, people tell colors, objects, styles, events from multi-levels, multi-views for an image using various texts of varying lengths. Grouping all texts form full ideas of colorful vision.

We accordingly propose an advanced pipeline for **holistic** contrastive language-image pre-training, updating data governance, model architecture and optimization paradigm. Firstly, data construction is primarily crucial, *i.e.*, evolving from uni-view/level (image, text) pairs to multi-view/level (image, multi-texts) pairs. And naturally, we leverage powerful VLMs for image-to-text captioning to form multiple texts with a little manpower. To encourage diversity in captioned texts, specific implementations are divided into two groups: one is to use multiple VLMs from various training data or architectures, implicitly expecting text complementarity; another is to carefully design prompts with distinct spirits, *e.g.*, focus guide, physical or sensory, gaze or glance, explicitly scattering text attention. Secondly, architecture needs to move forward to match (image, multi-texts) pairs. A vanilla idea is to reuse myopic CLIP’s image encoder and text encoder, simply by encoding each text separately. Although feasible, it owns issues because an image covers colorful elements that cannot be sufficiently wrapped up by one embedding vector, which can cause serious visual damage. To tackle these issues, we modify the CLIP’s image encoder into multi-branch visual outputs, covering two parameter-efficient schemes, *i.e.*, one is to initialize some CLS tokens to output corresponding embeddings; another is to extend the MLP of last layers to some parallel parts. By this way, multiple visual embeddings are gained in one forward. Fi-

nally, optimization paradigm for such holistic CLIP also requires evolution. Different from one-to-multi-positive contrastive learning used by recent studies [18, 83], we here design novel multi-to-multi contrastive learning by comprehensive image-text part-to-part matching. As the result, cross-modal alignment is achieved at multiple perspectives, granularities, and hierarchies. An additional benefit is that, diverse visual embeddings learned for each image, actually form the good semantic decomposition, allowing us to customize (select and combine several embeddings) for different downstream tasks, *i.e.*, generalizable and robust.

On over ten datasets, we extensively experiment to prove the generic superiority of holistic CLIP, across image-align-text understanding, image-to-text generation. Mostly, holistic CLIP greatly outperforms myopic CLIP, sometimes by 20%. Thorough ablations are done to reveal each component’s effectiveness, both quantitatively and qualitatively.

Our main contributions are summarized as follows:

- We pioneer to advancing contrastive language-image pre-training, from popular myopia to novel holism, by upgrading diverse data, model, and alignment paradigm.
- We develop one holistic CLIP pipeline, covering fully aligned data, multi-to-multi contrastive optimization. Colorful prompt spirits are designed to steer VLMs for multi-view/level image-text pairs. Exact matching of part-to-part vision-language are cogitated for training alignment.
- We carry out numerous experiments to show superior gains of holism paradigm over prevalent myopic paradigm. Extensive ablations are studied for key components.

2. Related Work

Vision-Language Pre-training (VLP) [26, 79] uses large-scale web data for cross-modal alignment: CLIP [57], Florence [78], FILIP [74], VideoCLIP [71] and so on. In architectures, VLPs are mainly divided into: single tower [8, 36], twin towers [26, 57], and bridge tower [39, 40, 86]. For optimization, image-text one-to-one contrastive learning [10, 22, 24, 39] is the mainstream, covering self supervision [43, 46], weak supervision [13, 40] and partial supervision [33, 45]. As the foundation of VLMs, VLPs benefit many downstream tasks [6, 23, 51, 58, 60, 64].

But, excessive bias in web data leads to severe myopia in VLPs, showing shallow visual expressivity and diminished capacity for complex long-contexts. Recent work [18, 37, 80, 83] make minor improvements, by simply adding hard-sample data to continue training. To tackle these issues, we fully advance CLIP from myopia to holism, by upgrading diverse data, model encoder, and alignment paradigm.

Closed-set Alignment Understanding has benefited many promising potentials from VLPs, in terms of cross-modal learning. Concretely, for image domains, object classification [32, 35, 85], image-text retrieval [7, 12, 66], segmenta-

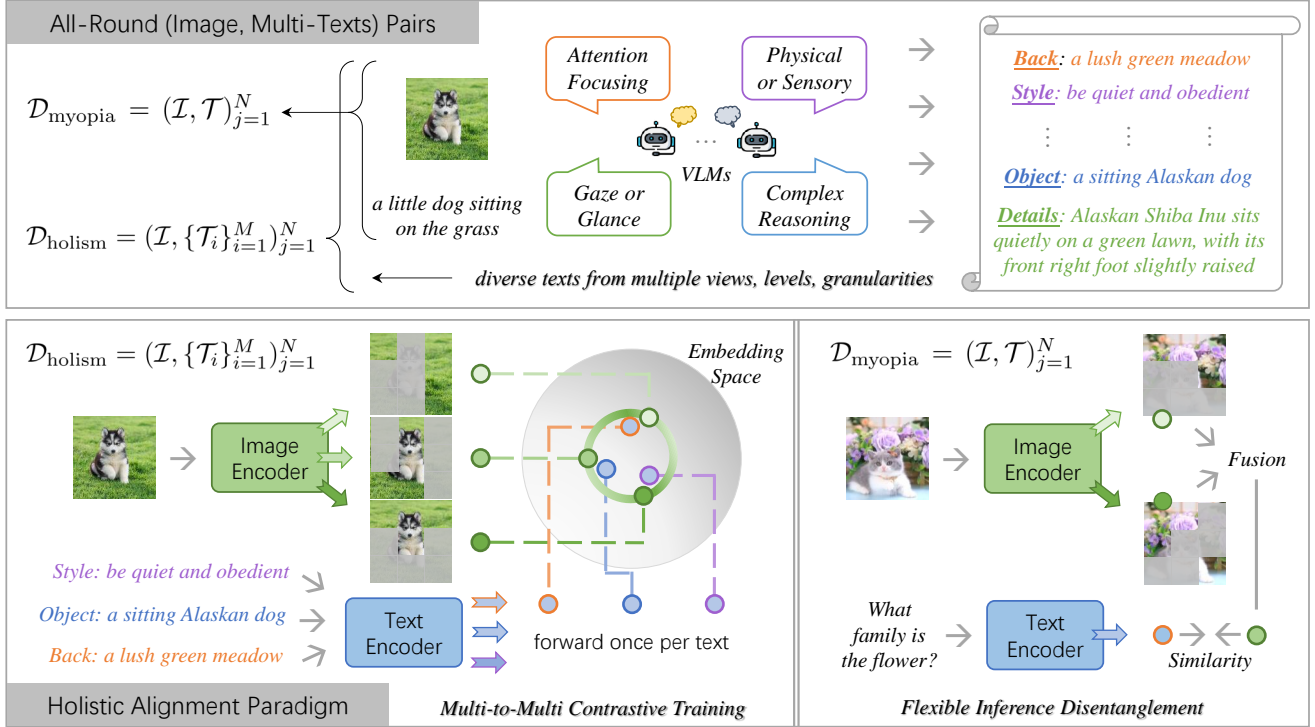


Figure 2. **Pipeline Overview of Holistic CLIP.** To evolve data from monotonous (image, text) pairs to colorful (image, multi-texts) pairs, we use powerful VLMs for captioning from multiple views, levels, and granularities. Diverse prompts are defined to encourage diversity. We then modify the CLIP image encoder into multi-branch, and optimize by multi-to-multi contrastive learning for part-to-part matching. During inference, flexible embedding customizations are available for different tasks, showing good interpretability and generalization.

tion [75], and caption [50, 55] all employ CLIP to improve performance. When it comes to video domains [27, 30, 82], action recognition [29, 70], grounding [33, 43, 44], and temporal localization [28, 34] also gain solid progress.

Open-Vocabulary Learning considers more realistic scenarios: generalize towards semantics that are unseen (zero-shot [69, 70, 84]) or adopting several support samples (few-shot [29, 31, 53, 73]). It describes concepts by free texts, then employ powerful VLPs to match text descriptions and visual samples. In the image domains, object classification, detection, and segmentation are well explored [16, 52, 72, 85]; while for video domains, recognition and localization of actions are mainly studied [2, 11, 25, 81].

3. Method

We advance contrastive language-image pre-trainings, from myopia to holism. Sec 3.1 reviews our motivation for holistic CLIP; Sec 3.2 reports image-text holistic alignment data, covering various views, levels and granularities; Sec 3.2 details multi-to-multi contrast for pipeline optimization.

3.1. Motivation & Overview

Due to overfitting bias from web data, prevailing contrastive language-image pre-training is revealed to be myopic, *i.e.*, proficient in aligning short-text and main vision, but unable

to understand complex, long or fine cases [3, 56, 80].

To advance myopia to holism, we follow the plain fable of *blind men and an elephant*. In terms of information, one image is worth a thousand words. Regarding one image as an elephant, its paired text refers to the perception of the blind. When there are many blind men, these perceptions are multi-level, multi-granular, and multi-angle. One full-scale alignment can be formed by grouping all perceptions. As shown in Figure 2, we propose novel holistic CLIP, an advanced pipeline updating data governance, model architecture and optimization paradigm.

3.2. All-Round Vision-Language Data

To optimize contrastive language-image pre-training holistically, the data construction of multi-view/level alignment is primarily crucial. Hence, given the uni-view/level dataset $\mathcal{D}_{\text{myopia}} = (\mathcal{I}, \mathcal{T})_{j=1}^N$ collected from web, our propose is to describe diverse texts $\{\mathcal{T}_i\}_{i=1}^M$ for each image, which could somewhat complement each other and work together to obtain comprehensive information. The resultant (image, M -texts) pairs form dataset $\mathcal{D}_{\text{holism}} = (\mathcal{I}, \{\mathcal{T}_i\}_{i=1}^M)_{j=1}^N$.

Due to the enormous size of descriptive texts, the labors are usually unaffordable. Motivated by the impressive performance, we naturally seek vision-language large models (VLMs) Ψ^{VLM} for help, *i.e.*, synthesize descriptive texts for

images, from various perspectives/granularities.

For specific implementations, one common idea [37, 47, 83] is to utilize M -VLMs for re-captioning, expecting that VLMs from various data or architectures should implicitly complement each other’s information. Formally,

$$\{\mathcal{T}_i\}_{i=1}^M = \{\Psi_i^{\text{VLM}}(\mathcal{I}, \mathcal{P})\}_{i=1}^M, \quad (1)$$

where \mathcal{P} refers to prompts. This idea implicitly constrains prompt diversity by leveraging differences within M -VLMs themselves. Yet, it might face issues in practice: deploying multi-VLMs is highly complex. We thus take another pragmatic path to ensure feasibility, *i.e.*, carefully designing diverse prompts to explicitly drive a single VLM. Specifically, prompts are responsible for captioning images in terms of breadth and depth, under four distinct spirits:

Focus Guide indicates whether attention should be laid on foreground objects or general background substances. *Physical or Sensory* refers to describe solid nouns or feeling styles. *Gaze or Glance* define captions are dense long-details or compact short-overview. *Complex Reasoning* distinguishes relationship or sequence for entities.

With above spirits, we could write M prompts $\{\mathcal{P}_i\}_{i=1}^M$, use a representative VLM [9] to output M colorful texts.

$$\{\mathcal{T}_i\}_{i=1}^M = \Psi^{\text{VLM}}(\mathcal{I}, \{\mathcal{P}_i\}_{i=1}^M). \quad (2)$$

These captioned texts, along with the raw texts of $\mathcal{D}_{\text{myopia}}$, constitute the ultimate data $\mathcal{D}_{\text{holism}}$.

Remark. In supplementary materials, we offer many qualitative cases of the defined prompts and captioned texts. For each image, we quantitatively calculate the similarity [68] between multi-texts obtained by Eq. (1) vs Eq. (2). Statistically, their mean/variance are 0.58/0.043 vs 0.48/0.052, showing text diversity is pursued and colorful prompts are more effective. Table 8 also ablates for the text number. Besides, as web data is intricate, $\mathcal{D}_{\text{myopia}}$ carries noisy texts, building $\mathcal{D}_{\text{holism}}$ also finishes denoising by the way.

3.3. Holistic Alignment Optimization

We here take steps towards fully contrastive pre-training.

3.3.1. Vanilla CLIP (O2O)

Vanilla CLIP [57] deals with plain (one-image to one-text) pairs $\mathcal{D}_{\text{myopia}} = (\mathcal{I}, \mathcal{T})_{j=1}^N$, hence it employs two separate encoders $\Phi^{\text{img}}/\Phi^{\text{txt}}$ for modality embeddings, which can be referred to: $\mathbf{v} = \Phi^{\text{img}}(\mathcal{I})$, $\mathbf{t} = \Phi^{\text{txt}}(\mathcal{T})$.

The optimization loss is defined as the average of two symmetric InfoNCE losses $(\mathcal{L}^{\text{T2I}} + \mathcal{L}^{\text{I2T}})/2$, which is actually one-to-one contrastive learning between text-image:

$$\begin{aligned} \mathcal{L}_{\text{O2O}}^{\text{T2I}} &= - \sum_{j=1}^K \log \frac{\exp(\langle \mathbf{v}_j, \mathbf{t}_j \rangle / \tau)}{\sum_{k=1}^K \exp(\langle \mathbf{v}_k, \mathbf{t}_j \rangle / \tau)}, \\ \mathcal{L}_{\text{O2O}}^{\text{I2T}} &= - \sum_{j=1}^K \log \frac{\exp(\langle \mathbf{t}_j, \mathbf{v}_j \rangle / \tau)}{\sum_{k=1}^K \exp(\langle \mathbf{t}_k, \mathbf{v}_j \rangle / \tau)}, \end{aligned} \quad (3)$$

where $\langle \cdot, \cdot \rangle$ denotes the cosine similarity, τ is one learnable temperature, and K refers to the batch size.

Yet here, we are facing one holistic cross-modal dataset $\mathcal{D}_{\text{holism}} = (\mathcal{I}, \{\mathcal{T}_i\}_{i=1}^M)_{j=1}^N$, whose elements are the (one-image to M -texts) pairs. Thus, the CLIP pipeline urgently needs improvements. One intuitive idea is to transform InfoNCE into multi-positive contrastive learning [18, 47, 83].

3.3.2. One-to-Multi Contrastive Learning (O2M)

For modal embeddings, we also formalize image and text encoders as Φ^{img} and Φ^{txt} . Then naturally, the dual-modal embeddings can be calculated as follows:

$$\mathbf{v} = \Phi^{\text{img}}(\mathcal{I}), \quad \{\mathbf{t}_i\}_{i=1}^M = \Phi^{\text{txt}}(\{\mathcal{T}_i\}_{i=1}^M).$$

For encoder optimization, a $(\mathbf{v}, \{\mathbf{t}_i\}_{i=1}^M)$ pair is used to bring M texts and single image closer together in the embedding space. Let’s take text-to-image loss as an example, one-to-multi-positive contrastive learning is:

$$\mathcal{L}_{\text{O2M}}^{\text{T2I}} = - \sum_{j=1}^K \sum_{i=1}^M \log \frac{\exp(\langle \mathbf{v}_j, \mathbf{t}_{i,j} \rangle / \tau)}{\sum_{k=1}^K \exp(\langle \mathbf{v}_k, \mathbf{t}_{i,j} \rangle / \tau)}, \quad (4)$$

Although it sounds feasible, one-to-multi-positive contrastive learning still suffers from many issues: (1) *Chaotic Semantics*. M texts are from multi-view and multi-level, resulting in significant semantic differences. Brutally aggregating them at the same embedding position fundamentally affects the training procedure. (2) *Visual Damage*. An image covers colorful elements, which cannot be sufficiently wrapped up by one embedding vector. During the damage of vision diversity, the resultant image embeddings become inexplicable, losing the capacity to decompose effective information for different downstream tasks.

3.3.3. Multi-to-Multi Contrastive Learning (M2M)

To solve the above issues, we are inspired by one MoE intuition [15] from LLM sparsity: *if there is corresponding text for induction, the image encoder could output differentiated expert branches to decompose diversity, achieving accurate part-to-part alignment without losing information*.

In terms of network architecture, we modify the classic image encoder Φ^{img} to enable the output of multi-branch visual embeddings. Concretely, two schemes are leveraged based on the Φ^{img} structure. (1) $\underline{\Psi}_{\text{CLS}}$. We initialize the H CLS tokens to output H different embeddings. (2) $\underline{\Psi}_{\text{MLP}}$. We extend the MLP of last three layers to parallel H parts.

Table 1. **Elementary Short-Text Retrieval.** There are two solutions to get diverse texts of multi-level and multi-view: uni-VLM and multi-prompts, or multi-VLMs and uni-prompt. For multi-VLMs, we employ InternVL2 [9], Minigt4 [86], LLaVA1.5 [42], QwenVL2 [1], and set one unified prompt refer to [47]. For multi-prompts, we adopt InternVL2 and put prompt details in supplementary materials. For full comparisons under the same data, we also reproduce recent O2M methods [18, 47, 83] optimized by one-to-multi contrastive learning.

Method		Training Text	Caption			MSCOCO						Flickr30					
						I2T			T2I			I2T			T2I		
			VLM	Prompt	Num	R@1	R@5	R@10	R@1	R@5	R@10	R@1	R@5	R@10	R@1	R@5	R@10
CLIP [57]		CC3M	-	-	1	13.6	32.9	43.9	13.4	32.6	44.1	30.8	56.2	68.1	31.9	58.0	68.3
O2M [18, 47, 83]		CC3M +Caption	Uni	Uni	2	20.0	42.9	54.3	20.1	42.9	53.8	50.5	74.4	83.2	49.1	74.7	82.6
			Uni	Multi	5	24.5	48.6	59.9	26.3	49.4	60.9	60.7	81.3	88.1	61.7	83.2	88.8
			Multi	Uni	5	27.1	51.8	64.3	27.9	53.8	64.5	63.9	85.3	88.9	63.8	84.4	89.7
Ours	Ψ_{CLS}	CC3M +Caption	Uni	Uni	2	21.6	44.9	55.6	20.9	44.8	55.4	51.0	74.6	82.0	51.0	74.9	83.9
			Uni	Multi	5	28.0	52.4	63.4	27.8	53.1	64.1	62.9	85.1	89.9	64.2	85.7	91.1
			Multi	Uni	5	30.0	54.5	65.8	30.2	54.7	66.2	66.0	86.1	91.3	65.9	87.3	91.9
	Ψ_{MLP}	CC3M +Caption	Uni	Uni	2	20.1	43.7	55.0	20.6	43.4	55.1	50.9	74.8	82.8	51.2	75.7	83.8
			Uni	Multi	5	28.2	53.0	64.4	27.4	52.4	64.0	63.7	85.3	90.6	63.9	85.8	90.5
			Multi	Uni	5	31.2	55.7	66.5	30.7	55.9	66.9	66.5	86.4	91.2	66.4	86.9	92.2
CLIP [57]		CC12M	-	-	1	25.2	49.4	61.9	25.3	50.0	61.7	56.9	81.6	87.4	55.2	81.9	87.6
O2M [18, 47, 83]		CC12M +Caption	Uni	Uni	2	31.8	56.6	67.6	30.5	55.8	67.4	67.9	88.3	92.9	67.2	88.8	92.7
			Uni	Multi	5	33.9	60.3	71.6	34.3	59.6	70.5	70.6	90.2	94.3	69.5	90.8	94.6
			Multi	Uni	5	36.6	63.3	73.2	38.5	64.8	74.7	75.3	93.5	95.8	76.3	93.8	96.5
Ours	Ψ_{CLS}	CC12M +Caption	Uni	Uni	2	32.7	58.6	69.3	32.6	58.4	68.6	69.0	90.4	94.1	68.3	89.8	94.9
			Uni	Multi	5	36.3	63.1	73.4	37.6	63.1	73.7	76.5	93.1	96.0	76.2	92.6	96.3
			Multi	Uni	5	39.4	64.9	74.6	40.8	66.0	75.9	77.3	93.7	96.8	79.0	94.0	96.7
	Ψ_{MLP}	CC12M +Caption	Uni	Uni	2	32.0	57.2	68.2	31.9	57.3	68.0	69.5	88.7	93.3	70.4	89.2	92.8
			Uni	Multi	5	38.2	64.4	74.1	38.2	63.5	73.8	76.6	93.0	95.6	76.5	93.4	95.6
			Multi	Uni	5	39.2	65.0	74.3	40.2	65.8	75.7	77.7	93.6	96.6	79.2	94.2	96.8

To reduce appended parameters, we only apply this modification to the second FFN in MLP blocks. Finally, in one forward, H visual embeddings are obtained. Formally,

$$\{\mathbf{v}_i\}_{i=1}^H = \Psi_{CLS}(\mathcal{I}), \quad \{\mathbf{v}_i\}_{i=1}^H = \Psi_{MLP}(\mathcal{I})$$

Noting, both schemes only adds a small number of parameters (negligible for Ψ_{CLS} , $3\% \times H$ for Ψ_{MLP}), so cost and speed for training and inference remain almost the same.

After obtaining $\{\mathbf{v}_i\}_{i=1}^H$, we match it with the text embedding sequence $\{\mathbf{t}_i\}_{i=1}^M$. Normally, we set $M = H$ to achieve part-by-part matching, while for larger M , we set $H < M$ and do grouped matching or free matching. We explain more details on asymmetric matching in supplementary materials. To optimize such one pipeline, we update to introduce multi-to-multi contrastive learning accordingly:

$$\mathcal{L}_{M2M}^{T2I} = - \sum_{i=1}^K \sum_{j=1}^M \log \frac{\exp(\langle \mathbf{v}_{i,j}, \mathbf{t}_{i,j} \rangle / \tau)}{\sum_{k=1}^K \exp(\langle \mathbf{v}_{k,j}, \mathbf{t}_{i,j} \rangle / \tau)}. \quad (5)$$

The final optimization loss is $\mathcal{L}_{M2M} = (\mathcal{L}_{M2M}^{T2I} + \mathcal{L}_{M2M}^{I2T})/2$.

Inference. Unlike one-to-one CLIP, by one forward pass, we obtain H normalized image embeddings $\{\mathbf{v}_i\}_{i=1}^H$. To aggregate them for downstream tasks, there are many strategies, *e.g.*, matching text embeddings with each image embeddings first, then taking max, norm max, or average (see Table 6 for details). Normally, we simply use the average to strike the balance between efficiency and performance.

Besides, an additional benefit is our M2M learning well disentangles image embeddings, comparing to O2M learning, which allows for flexible embedding customizations when reasoning for specific tasks (see Table 7).

4. Experiment

4.1. Benchmark & Evaluation

Training Datasets. CC3M [63] and CC12M [4] are widely used vision+language pre-training, due to their large-scale size and cross-modal diversity. They collect massive web images, and alt-texts as initialization, then adopt a series of post-processing, *e.g.*, image filtering, text cleaning for final (image, text) version. Still, most images from these datasets are described by one coarse-grained text, in the form of monotonous short sentence. And sometimes, such text contains considerable noise, due to the captionor’s bias.

Re-Caption. We use powerful VLMs: InternVL2-8B [9], Minigt4-7B [86], LLaVA1.5-13B [42], QwenVL2-7B [1] to generate diverse (image, multi-texts) pairs. When utilizing multi-VLMs, we set the unified prompt refer to [47], ensuring the high quality of captioned texts. When adopting one VLM, we choose the classical InternVL2, and offer more details about the defined prompts and the statistics of captioned texts in supplementary materials.

Testing Datasets & Metrics. For image classification, we employ ImageNet [14](-A/-R) validation set. For shot-text retrieval, MSCOCO [41] and Flickr30 [76] are two typical

Table 2. **Complex Long-Text Retrieval.** On all datasets, our holistic CLIP, *i.e.*, Ψ_{CLS} and Ψ_{MLP} , shows the gratifying superiority. Using the same data, our M2M paradigm surpasses recent O2M learning [18, 47, 83] across all metrics, showing the superiority.

Method	Training Text	Caption			Fashion200-5K						Sharegpt4-5K					
					I2T			T2I			I2T			T2I		
		VLM	Prompt	Num	R@1	R@5	R@10	R@1	R@5	R@10	R@1	R@5	R@10	R@1	R@5	R@10
CLIP [57]	CC3M	-	-	1	2.2	6.2	9.5	2.6	7.4	11.8	11.0	25.9	37.1	10.2	26.0	36.4
O2M [18, 47, 83]	CC3M +Caption	Uni	Uni	2	5.5	14.1	21.3	5.5	15.8	23.3	39.6	65.8	76.2	38.3	65.0	75.1
		Uni	Multi	5	8.8	21.8	30.6	9.5	22.4	30.8	48.4	75.6	84.2	49.2	75.7	84.3
		Multi	Uni	5	8.4	21.4	30.0	7.7	21.3	29.3	48.6	73.8	82.7	49.2	75.4	83.6
Ours	Ψ_{CLS}	Uni	Uni	2	5.5	15.2	21.7	6.1	16.5	23.8	41.3	66.7	77.0	39.9	66.3	76.2
		Uni	Multi	5	9.0	23.0	32.0	9.5	24.4	32.8	51.2	76.8	85.4	52.4	77.5	85.5
		Multi	Uni	5	9.2	22.2	30.4	9.0	22.2	31.0	49.4	75.1	83.3	50.6	76.9	84.4
	Ψ_{MLP}	Uni	Uni	2	5.6	16.3	23.6	6.2	17.3	24.6	41.4	67.6	77.3	39.6	66.6	76.5
		Uni	Multi	5	9.3	23.6	31.4	9.6	22.6	31.4	53.0	77.7	85.9	53.0	78.5	86.2
		Multi	Uni	5	9.2	22.4	31.2	8.9	22.1	31.1	50.5	75.8	83.6	51.4	77.2	85.6
CLIP [57]	CC12M	-	-	1	8.6	22.4	31.6	8.5	21.9	31.4	33.9	61.3	71.3	32.9	60.1	71.4
O2M [18, 47, 83]	CC12M +Caption	Uni	Uni	2	12.2	28.7	38.8	11.5	28.0	38.3	54.5	78.2	86.0	53.9	79.0	87.0
		Uni	Multi	5	13.2	29.5	39.6	13.8	31.2	41.3	54.8	80.2	87.8	56.0	81.2	88.7
		Multi	Uni	5	15.9	35.0	45.2	16.0	35.1	46.2	61.0	83.5	90.2	62.4	84.6	90.6
Ours	Ψ_{CLS}	Uni	Uni	2	11.8	28.8	39.1	12.5	29.7	39.6	54.9	79.0	86.9	53.7	79.6	87.5
		Uni	Multi	5	14.9	33.6	43.3	16.1	35.4	45.5	62.2	84.6	91.0	62.8	85.9	91.5
		Multi	Uni	5	17.3	36.7	46.9	17.8	38.7	49.3	61.5	83.9	90.6	63.0	85.7	91.8
	Ψ_{MLP}	Uni	Uni	2	12.2	29.2	39.6	11.9	28.7	39.0	55.1	78.7	86.5	54.5	79.5	87.0
		Uni	Multi	5	16.7	35.7	45.8	16.4	35.3	46.1	63.1	85.6	91.0	64.4	86.2	91.7
		Multi	Uni	5	17.2	36.6	46.6	17.7	37.8	49.0	62.8	83.4	90.5	62.8	85.7	91.4

benchmarks. For long-context retrieval, we randomly select 5K data from Fashion200K [21] and Sharegpt4 [5] to form Fashion200-5K and Sharegpt4-5K. To test the overall quality of the embedding sequence, we train ClipCap [55] for image captioning and LLaVA1.5-13B [42] for all-round evaluations, by replacing the vision backbone with our image encoder. Note that, all above testing sets are standardized (without re-captioning) for the sake of fairness.

We follow conventions for evaluation: using the Top-1/5 accuracy for classification; B@4 and CIDEr for captioning; R@1/5/10 for image-text retrieval; and follow [17] to evaluate LLaVA on [19, 20, 38, 48, 49, 54, 62, 65, 77].

4.2. Comparison with State-Of-The-Art

Across many downstream tasks, we compare fully to vanilla CLIP [57] and its variants [18, 47, 83] that use one-to-multi (O2M) contrastive learning to show our superiority.

Elementary Short-Text Retrieval is evaluated in Table 1 on MSCOCO and Flickr30. We ablate both multi-to-multi (M2M) learning paradigm and (image, multi-texts) dataset, while one-to-multi (O2M) paradigm is used for comparison. Comparisons between M2M and O2M reveal consistent improvements across all multi-texts datasets, with gains of 1.5-3% on multi-VLMs data and 0.3-1.5% on multi-prompts data. Notably, the multi-prompts data improve more prominent than multi-VLMs data, achieving gains of 3-6% across datasets through either Ψ_{CLS} or Ψ_{MLP} . Such a remarkable gain underscores the effectiveness of our M2M paradigm for refining the embedding space, ensuring that it flexibly decomposes then aligns colorful vision to diverse texts. By

enabling holistic alignments, M2M fundamentally mitigates mis-clustering and demonstrates robust resistance to potential text noise, providing the cohesive embedding space.

To explicitly enforce text diversity from VLMs, we employ a variety of prompts defined by multi-view and multi-level spirits. Compared to training on uni-view textual captions generated by InternVL2-8B, our solution yields significant improvements, showing 8-10% gains on Flickr30 and 5-7% boosts on MSCOCO. Notably, our multi-prompt results are on par with those trained on multi-VLMs datasets, which rely on more auxiliary knowledge and are tested on simplified datasets (comprised of general, rather than multi-view texts). These results suggest that our (image, multi-texts) datasets, combined with M2M contrastive learning, foster one more robust embedding space.

Complex Long-Text Retrieval is implemented in Table 2 on the Fashion200-5K and Sharegpt4v-5K datasets, to evaluate the VLPs' efficacy in practical scenarios. In terms of pre-training optimization paradigm, the results illustrated that, M2M consistently outperforms O2M on (image, multi-texts) datasets, with gains of 4-7% on Sharegpt4-5K and 1-4% on Fashion200-5K. And noting that, Fashion200-5K is particularly complex, with R@1 scores only in the range of 9-15%, making these improvements quite substantial.

When comparing models trained with (image, uni-text) versus (image, multi-texts) datasets, we observe marked advancements, with an 8% gain on Sharegpt4-5K and a 4% gain on Fashion200-5K. Besides that, to obtain high-quality (image, multi-texts) pairs, explicit prompt differences surpass implicit VLMs groups, underscoring the value of holis-

Table 3. **Zero-shot Image Classification on CC12m.** Both diverse (image, multi-texts) data and M2M learning bring clear gains.

Method	Training Text	Caption			ImageNet		ImageNet-A		ImageNet-R	
		VLM	Prompt	Num	Top1	Top5	Top1	Top5	Top1	Top5
CLIP [57]	CC12M	-	-	1	39.0	66.9	10.1	33.2	49.2	74.1
O2M [18, 47, 83]	CC12M +Caption	Uni	Uni	2	43.1	71.4	12.1	36.8	54.7	78.8
		Uni	Multi	5	45.8	74.3	17.6	46.4	59.6	81.4
		Multi	Uni	5	46.5	75.0	16.0	44.9	60.7	83.5
Ours	Ψ_{CLS}	Uni	Uni	2	43.5	71.6	12.0	36.5	54.9	79.2
		Uni	Multi	5	48.6	76.6	18.4	47.5	62.1	84.6
		Multi	Uni	5	46.8	75.2	16.8	44.8	65.0	86.0
	Ψ_{MLP}	Uni	Uni	2	43.0	71.0	11.2	35.2	54.7	79.0
		Uni	Multi	5	48.1	76.6	19.0	48.1	61.6	84.0
		Multi	Uni	5	46.6	75.3	16.3	44.7	63.9	85.5

Table 4. **Image-to-Text Captioning.** We train ClipCap [55] using our holistic CLIP to show the power of M2M contrastive learning.

Method		Training Text	COCO Caption	
			B@4	CIDEr
O2M [18, 47, 83]		CC3M	26.5	74.7
Ours	Ψ_{CLS}		27.2	76.5
	Ψ_{MLP}		27.6	76.7
O2M [18, 47, 83]		CC12M	27.0	76.8
Ours	Ψ_{CLS}		28.6	81.6
	Ψ_{MLP}		28.8	82.1

tic data construction for enhanced performance.

Zero-Shot Image Classification. For Table 3, we present evaluations on several widely-recognized benchmarks for classification. While M2M contrastive learning consistently yields substantial improvements, it is particularly noteworthy that models trained on the multi-prompts and uni-VLM setting outperform the multi-VLMs and uni-prompt setting. This further substantiates the critical role of comprehensive textual alignment in advancing model performance.

Image-to-Text Captioning. Table 4 assesses the effectiveness of our holistic CLIP, for dense tasks such as captioning. We adapt ClipCap [55] by substituting its vision prefix through our pre-trained visual encoder. On both CC3M and CC12M datasets, consistent performance improvements are revealed by training with (image, multi-texts) pairs, again demonstrating that M2M paradigm’s outstanding capability in effectively capturing and integrating semantics.

All-Round Abilities. To further demonstrate our superiority for the whole visual sequence, we leverage LLaVA1.5-13B as the VLM and replace its visual backbone with pre-trained visual encoder of holistic CLIP Ψ_{CLS} . Table 5 evaluates on a diverse set of benchmarks [17]. Both M2M learning and (image, multi-texts) data produce significant advantages. Across nearly all the benchmarks, M2M consistently outperforms O2M, indicating that M2M not only captures powerful embedding summaries, but also enhances quality for the whole visual token sequence. Moreover, multi-view, multi-level texts markedly strengthen model’s abilities, fur-

ther validating the efficacy of our idea.

4.3. Ablation Study

To form our holistic CLIP pipeline, M2M contrastive learning and (image, multi-texts) paired data are the keys. Next, we dissect their effectiveness.

Efficacy of Holistic Image-Text Data. We present models trained with (image, uni-text) pairs and (image, multi-texts) pairs in Table 1, 2, 3, and 5. In terms of performance, using prompts of diversified definitions to steer one VLM (InternVL2) reaches comparable results with using one prompt to drive substantially larger VLM pools, and both show significant gains. On object-oriented image classification and long-context retrieval, the former performs even better.

Efficacy of Multi-to-Multi Contrastive Learning. Across various benchmarks using the same dataset, M2M consistently outperforms O2M, with especially notable gains under (image, multi-texts) settings. With the increase in text diversity (caption number from 2 to 5), the advantages of M2M are gradually becoming apparent, which is expected, given that M2M is designed for multi-to-multi matching. Table 5 further illustrates that M2M also strengthens embedding learning across the whole visual sequence.

Moreover, Ψ_{CLS} and Ψ_{MLP} bring similar performance across all benchmarks, suggesting M2M contrastive learning itself is the principal driver behind these improvements.

Fusion During Inference. When reasoning, we integrate the embedding set learned by the holistic CLIP to perform image-text matching tasks. In Table 6, three common fusion strategies are assessed, and the AVG-based fusion outperforms the others, in terms of performance. For the actual efficiency, the AVG-based one also wins: when calculating cosine similarity, we can first average on image embeddings, then take dot product with text embeddings, thus avoiding additional computational cost.

Flexible Embedding Disentanglement. In above tables, we average all image embeddings for various tasks. Actually, as image embeddings can be disentangled, we can even customize them during inference, *e.g.*, choosing partial em-

Table 5. **All-Round Embedding Quality on Whole Visual Token Sequence.** We train LLaVA1.5-13B by replacing its vision backbone by our image encoder of pre-trained holistic CLIP Ψ_{CLS} , and the good results show better embeddings along the whole visual sequence.

Method	Training Text	Caption Prompt	MMBench EN [48]	CC Bench	MME	A-OKVQA	Hallusion Bench	MMVeT	OCR VQA	SEED BenchIMG	Science QA	Text VQA
O2M Ours	CC3M +Caption	Multi	41.2 41.7	2.7 2.9	842.8 944.6	60.2 63.2	29.2 32.2	15.7 16.4	26.4 26.3	44.4 47.9	63.9 64.1	2.2 3.0
O2M Ours	CC12M	Uni	42.1 42.3	3.3 3.0	909.5 930.2	62.6 61.1	34.5 34.3	17.4 18.5	27.6 27.5	48.0 45.4	63.9 63.9	3.7 3.8
O2M Ours	CC12M +Caption	Multi	42.6 50.3	3.3 5.9	966.7 997.5	61.2 64.5	34.3 38.9	17.9 19.7	27.1 27.8	45.5 51.2	64.6 65.4	4.4 6.6

Table 6. **Ablation Study for the Embedding Fusion.** The AVG-based one surpasses others in both performance and efficiency.

Fusion Strategy	COCO		Flickr30		ImageNet-R Top-1
	I2T	T2I	I2T	T2I	
Max	36.3	35.8	74.0	73.8	60.5
Norm-Max	36.1	35.2	74.5	74.7	60.9
Average	38.2	38.2	76.6	76.5	61.6

Table 7. **Embedding Customization.** On CC12M, we decompose embeddings and select parts to combine for specific tasks. ‘Main-Obj’ focuses on main objects, ‘Long-Text’ matches rich details.

Embedding Focus	COCO		Sharept4-5k		ImgNet Top-1	ImgNet-R Top-1
	I2T	T2I	I2T	T2I		
All	38.2	38.2	63.1	64.4	48.1	61.6
Main Obj	37.7	36.5	63.1	63.4	49.4	63.0
Long Text	38.5	38.0	63.5	64.7	48.9	62.8

Table 8. **Ablation Study for the Text Number on CC3M.** Since visual embeddings are decomposable, we can tear down to fit for specific tasks. The more captions used, the better the performance.

Text Number	Text Similarity	COCO		Flickr30		ImageNet Top-1
		I2T	T2I	I2T	T2I	
2	0.56	20.1	20.6	50.9	51.2	29.1
3	0.52	25.3	25.4	58.8	58.3	33.7
4	0.50	28.9	29.0	61.7	63.2	38.9
5	0.48	28.2	27.4	63.7	63.9	38.8
use 4 of 5	0.48	28.9	29.2	64.3	63.9	40.0

beddings that is suitable for one specific task, and then averaging. Table 8 explores three simple customizations, by employing image embeddings that focus on the main objects, rich details and all information. More complex customizations could be explored in the future. The results show that, utilizing different feature combinations can further improve performance, also providing good interpretability.

Moreover, this disentanglement inherently enhances robustness to noise, as it could easily distinguish noisy textual branches, and we manually disable them for inference, thereby minimizing adverse effects. Notably, “noise” is one relative concept, depending on specific tasks. Anyway, our method achieves flexibly denoising without the need for re-training or fine-tuning, further strengthening the robustness.

Efficacy of Text Number. Table 8 carries out experiments




Figure 3. **Attention Visualization of Holistic CLIP’s Vision.** Vision is naturally decomposed by aligning with various texts.

to further dissect the efficacy of text number. As the model is exposed to an increasing number of descriptive texts with differences, its performance continues to improve. By extending texts from four to five adding background descriptions, we strengthen the model’s semantic representation. However, this expansion may impact performance on several downstream tasks. To address this, we decompose image embeddings and exclude background branch for inference, yielding optimal performance across tasks.

Moreover, as text number adds from 2 to 5, the average similarity between multiple texts for each image is continuously decreasing, showing the increases in text diversity.

4.4. Visualization of Holistic Alignment

To evaluate the quality for learned visual embeddings, we highlight the top 20% of visual patches with the highest attention scores in red, and darker colors indicating higher scores. As illustrated in Figure 3, distinct attention patterns emerge for class tokens guided by specific text types, and diverse visions of multi-view and multi-level are captured. Such alignment between visual attention and text perspective underscores the efficacy of our M2M constrastive learning; on the other hand, it is also shown that the performance is significantly affected by data diversity, emphasizing the importance of holistic (image, multi-texts) pairs.

5. Conclusion

This paper presents holistic CLIP to advance beyond myopic paradigms. By (image, multi-texts) data and multi-to-multi contrastive learning, we effectively improve the versatility and comprehensiveness of cross-modal embeddings. With extensive experiments and massive ablations, our idea shows superior performance in image-text retrieval, classification, many dense visual tasks, achieving notable gains over OpenAI’s CLIP. This paper highlights the critical role of all-round aligned data and optimization for CLIP, inspiring the further prosperity of vision-language models.

References

- [1] Jinze Bai, Shuai Bai, Shusheng Yang, Shijie Wang, Sinan Tan, Peng Wang, Junyang Lin, Chang Zhou, and Jingren Zhou. Qwen-vl: A frontier large vision-language model with versatile abilities. *arXiv preprint arXiv:2308.12966*, 2023. **5, 14**
- [2] Wentao Bao, Qi Yu, and Yu Kong. Opental: Towards open set temporal action localization. In *Proceedings of the IEEE Conference on Computer Vision and Pattern Recognition*, 2022. **3**
- [3] Lorenzo Bianchi, Fabio Carrara, Nicola Messina, and Fabrizio Falchi. Is clip the main roadblock for fine-grained open-world perception? *arXiv preprint arXiv:2404.03539*, 2024. **2, 3**
- [4] Soravit Changpinyo, Piyush Sharma, Nan Ding, and Radu Soricut. Conceptual 12m: Pushing web-scale image-text pre-training to recognize long-tail visual concepts. In *Proceedings of the IEEE Conference on Computer Vision and Pattern Recognition*, 2021. **5, 13, 14**
- [5] Lin Chen, Jinsong Li, Xiaoyi Dong, Pan Zhang, Conghui He, Jiaqi Wang, Feng Zhao, and Dahua Lin. Sharegpt4v: Improving large multi-modal models with better captions. *arXiv preprint arXiv:2311.12793*, 2023. **6**
- [6] Mengting Chen, Xi Chen, Zhonghua Zhai, Chen Ju, Xuwen Hong, Jinsong Lan, and Shuai Xiao. Wear-any-way: Manipulable virtual try-on via sparse correspondence alignment. *arXiv preprint arXiv:2403.12965*, 2024. **2**
- [7] Xu Chen, Zida Cheng, Jiangchao Yao, Chen Ju, Weilin Huang, Jinsong Lan, Xiaoyi Zeng, and Shuai Xiao. Enhancing cross-domain click-through rate prediction via explicit feature augmentation. In *International World Wide Web Conference*, 2024. **2**
- [8] Yen-Chun Chen, Linjie Li, Licheng Yu, Ahmed El Kholy, Faisal Ahmed, Zhe Gan, Yu Cheng, and Jingjing Liu. Uniter: Universal image-text representation learning. In *Proceedings of the European Conference on Computer Vision*. Springer, 2020. **2**
- [9] Zhe Chen, Jiannan Wu, Wenhai Wang, Weijie Su, Guo Chen, Sen Xing, Muyan Zhong, Qinglong Zhang, Xizhou Zhu, Lewei Lu, et al. Internvl: Scaling up vision foundation models and aligning for generic visual-linguistic tasks. In *Proceedings of the IEEE Conference on Computer Vision and Pattern Recognition*, 2024. **4, 5, 14**
- [10] Feng Cheng, Xizi Wang, Jie Lei, David Crandall, Mohit Bansal, and Gedas Bertasius. Vindlu: A recipe for effective video-and-language pretraining. In *Proceedings of the IEEE Conference on Computer Vision and Pattern Recognition*, 2023. **2**
- [11] Haozhe Cheng, Cheng Ju, Haicheng Wang, Jinxiang Liu, Mengting Chen, Qiang Hu, Xiaoyun Zhang, and Yanfeng Wang. Denoiser: Rethinking the robustness for open-vocabulary action recognition. *arXiv preprint arXiv:2404.14890*, 2024. **3**
- [12] Zida Cheng, Chen Ju, Xu Chen, Zhonghua Zhai, Shuai Xiao, Xiaoyi Zeng, and Weilin Huang. Image to multi-modal retrieval for industrial scenarios. *arXiv preprint arXiv:2305.03972*, 2023. **2**
- [13] Zida Cheng, Shuai Xiao, Zhonghua Zhai, Xiaoyi Zeng, and Weilin Huang. Mixer: Image to multi-modal retrieval learning for industrial application. *arXiv preprint arXiv:2305.03972*, 2023. **2**
- [14] Jia Deng, Wei Dong, Richard Socher, Li-Jia Li, Kai Li, and Li Fei-Fei. Imagenet: A large-scale hierarchical image database. In *Proceedings of the IEEE Conference on Computer Vision and Pattern Recognition*, 2009. **5**
- [15] Nan Du, Yanping Huang, Andrew M Dai, Simon Tong, Dmitry Lepikhin, Yuanzhong Xu, Maxim Krikun, Yanqi Zhou, Adams Wei Yu, Orhan Firat, et al. Glam: Efficient scaling of language models with mixture-of-experts. In *Proceedings of the International Conference on Machine Learning*. PMLR, 2022. **4, 13**
- [16] Yu Du, Fangyun Wei, Zihe Zhang, Miaoqing Shi, Yue Gao, and Guoqi Li. Learning to prompt for open-vocabulary object detection with vision-language model. In *Proceedings of the IEEE Conference on Computer Vision and Pattern Recognition*, 2022. **3**
- [17] Haodong Duan, Junming Yang, Yuxuan Qiao, Xinyu Fang, Lin Chen, Yuan Liu, Xiaoyi Dong, Yuhang Zang, Pan Zhang, Jiaqi Wang, et al. Vlmevalkit: An open-source toolkit for evaluating large multi-modality models. *arXiv preprint arXiv:2407.11691*, 2024. **6, 7**
- [18] Lijie Fan, Dilip Krishnan, Phillip Isola, Dina Katabi, and Yonglong Tian. Improving clip training with language rewrites. *Advances in Neural Information Processing Systems*, 2024. **2, 4, 5, 6, 7**
- [19] Chaoyou Fu, Peixian Chen, Yunhang Shen, Yulei Qin, Mengdan Zhang, Xu Lin, Jinrui Yang, Xiawu Zheng, Ke Li, Xing Sun, et al. Mme: A comprehensive evaluation benchmark for multimodal large language models. *arXiv preprint arXiv:2306.13394*, 2023. **6**
- [20] Tianrui Guan, Fuxiao Liu, Xiyang Wu, Ruiqi Xian, Zongxia Li, Xiaoyu Liu, Xijun Wang, Lichang Chen, Furong Huang, Yaser Yacoob, Dinesh Manocha, and Tianyi Zhou. Hal-lusionbench: An advanced diagnostic suite for entangled language hallucination and visual illusion in large vision-language models. In *Proceedings of the IEEE Conference on Computer Vision and Pattern Recognition*, 2024. **6**
- [21] Xintong Han, Zuxuan Wu, Phoenix X Huang, Xiao Zhang, Menglong Zhu, Yuan Li, Yang Zhao, and Larry S Davis. Automatic spatially-aware fashion concept discovery. In *Pro-*

- ceedings of the International Conference on Computer Vision*, 2017. 6
- [22] Kaiming He, Haoqi Fan, Yuxin Wu, Saining Xie, and Ross Girshick. Momentum contrast for unsupervised visual representation learning. In *Proceedings of the IEEE Conference on Computer Vision and Pattern Recognition*, 2020. 2
 - [23] Jonathan Ho, Ajay Jain, and Pieter Abbeel. Denoising diffusion probabilistic models. *Advances in Neural Information Processing Systems*, 2020. 2
 - [24] David T Hoffmann, Nadine Behrmann, Juergen Gall, Thomas Brox, and Mehdi Noroozi. Ranking info noise contrastive estimation: Boosting contrastive learning via ranked positives. In *Proceedings of the AAAI Conference on Artificial Intelligence*, 2022. 2
 - [25] Xiaohu Huang, Hao Zhou, Kun Yao, and Kai Han. Froster: Frozen clip is a strong teacher for open-vocabulary action recognition. *arXiv preprint arXiv:2402.03241*, 2024. 3
 - [26] Chao Jia, Yinfei Yang, Ye Xia, Yi-Ting Chen, Zarana Parekh, Hieu Pham, Quoc V. Le, Yunhsuan Sung, Zhen Li, and Tom Duerig. Scaling up visual and vision-language representation learning with noisy text supervision. In *Proceedings of the International Conference on Machine Learning*, 2021. 2
 - [27] Chen Ju, Peisen Zhao, Ya Zhang, Yanfeng Wang, and Qi Tian. Point-level temporal action localization: Bridging fully-supervised proposals to weakly-supervised losses. *arXiv preprint arXiv:2012.08236*, 2020. 3
 - [28] Chen Ju, Peisen Zhao, Siheng Chen, Ya Zhang, Yanfeng Wang, and Qi Tian. Divide and conquer for single-frame temporal action localization. In *Proceedings of the International Conference on Computer Vision*, 2021. 3
 - [29] Chen Ju, Tengda Han, Kunhao Zheng, Ya Zhang, and Weidi Xie. Prompting visual-language models for efficient video understanding. In *Proceedings of the European Conference on Computer Vision*. Springer, 2022. 3
 - [30] Chen Ju, Peisen Zhao, Siheng Chen, Ya Zhang, Xiaoyun Zhang, Yanfeng Wang, and Qi Tian. Adaptive mutual supervision for weakly-supervised temporal action localization. *IEEE Transactions on Multimedia*, 2022. 3
 - [31] Chen Ju, Zeqian Li, Peisen Zhao, Ya Zhang, Xiaopeng Zhang, Qi Tian, Yanfeng Wang, and Weidi Xie. Multi-modal prompting for low-shot temporal action localization. *arXiv preprint arXiv:2303.11732*, 2023. 3
 - [32] Chen Ju, Haicheng Wang, Zeqian Li, Xu Chen, Zhonghua Zhai, Weilin Huang, and Shuai Xiao. Turbo: Informativity-driven acceleration plug-in for vision-language models. *arXiv preprint arXiv:2312.07408*, 2023. 2
 - [33] Chen Ju, Haicheng Wang, Jinxiang Liu, Chaofan Ma, Ya Zhang, Peisen Zhao, Jianlong Chang, and Qi Tian. Constraint and union for partially-supervised temporal sentence grounding. *arXiv preprint arXiv:2302.09850*, 2023. 2, 3
 - [34] Chen Ju, Kunhao Zheng, Jinxiang Liu, Peisen Zhao, Ya Zhang, Jianlong Chang, Qi Tian, and Yanfeng Wang. Distilling vision-language pre-training to collaborate with weakly-supervised temporal action localization. In *Proceedings of the IEEE Conference on Computer Vision and Pattern Recognition*, 2023. 3
 - [35] Chen Ju, Haicheng Wang, Haozhe Cheng, Xu Chen, Zhonghua Zhai, Weilin Huang, Jinsong Lan, Shuai Xiao, and Bo Zheng. Turbo: Informativity-driven acceleration plug-in for vision-language large models. In *Proceedings of the European Conference on Computer Vision*. Springer, 2025. 2
 - [36] Wonjae Kim, Bokyoung Son, and Ildoo Kim. Vilt: Vision-and-language transformer without convolution or region supervision. In *Proceedings of the International Conference on Machine Learning*. PMLR, 2021. 2
 - [37] Zhengfeng Lai, Haotian Zhang, Bowen Zhang, Wentao Wu, Haoping Bai, Aleksei Timofeev, Xianzhi Du, Zhe Gan, Jiu-long Shan, Chen-Nee Chuah, et al. Vecclip: Improving clip training via visual-enriched captions. In *Proceedings of the European Conference on Computer Vision*. Springer, 2025. 2, 4
 - [38] Bohao Li, Yuying Ge, Yixiao Ge, Guangzhi Wang, Rui Wang, Ruimao Zhang, and Ying Shan. Seed-bench: Benchmarking multimodal large language models. In *Proceedings of the IEEE Conference on Computer Vision and Pattern Recognition*, 2024. 6
 - [39] Junnan Li, Dongxu Li, Caiming Xiong, and Steven Hoi. Blip: Bootstrapping language-image pre-training for unified vision-language understanding and generation. In *Proceedings of the International Conference on Machine Learning*. PMLR, 2022. 2
 - [40] Junnan Li, Dongxu Li, Silvio Savarese, and Steven Hoi. Blip-2: Bootstrapping language-image pre-training with frozen image encoders and large language models. *arXiv preprint arXiv:2301.12597*, 2023. 2
 - [41] Tsung-Yi Lin, Michael Maire, Serge Belongie, James Hays, Pietro Perona, Deva Ramanan, Piotr Dollár, and C Lawrence Zitnick. Microsoft coco: Common objects in context. In *Proceedings of the European Conference on Computer Vision*. Springer, 2014. 5
 - [42] Haotian Liu, Chunyuan Li, Yuheng Li, and Yong Jae Lee. Improved baselines with visual instruction tuning. In *Proceedings of the IEEE Conference on Computer Vision and Pattern Recognition*, 2024. 5, 6, 14
 - [43] Jinxiang Liu, Chen Ju, Weidi Xie, and Ya Zhang. Exploiting transformation invariance and equivariance for self-supervised sound localisation. In *Proceedings of ACM International Conference on Multimedia*, 2022. 2, 3
 - [44] Jinxiang Liu, Chen Ju, Chaofan Ma, Yanfeng Wang, Yu Wang, and Ya Zhang. Audio-aware query-enhanced transformer for audio-visual segmentation. *arXiv preprint arXiv:2307.13236*, 2023. 3
 - [45] Jinxiang Liu, Yikun Liu, Fei Zhang, Chen Ju, Ya Zhang, and Yanfeng Wang. Audio-visual segmentation via unlabeled frame exploitation. *arXiv preprint arXiv:2403.11074*, 2024. 2
 - [46] Jinxiang Liu, Yu Wang, Chen Ju, Chaofan Ma, Ya Zhang, and Weidi Xie. Annotation-free audio-visual segmentation. In *Proceedings of the IEEE/CVF Winter Conference on Applications of Computer Vision*, 2024. 2
 - [47] Yanqing Liu, Kai Wang, Wenqi Shao, Ping Luo, Yu Qiao, Mike Zheng Shou, Kaipeng Zhang, and Yang You. Mllms-augmented visual-language representation learning. *arXiv preprint arXiv:2311.18765*, 2023. 4, 5, 6, 7
 - [48] Yuan Liu, Haodong Duan, Yuanhan Zhang, Bo Li, Songyang Zhang, Wangbo Zhao, Yike Yuan, Jiaqi Wang, Conghui He,

- Ziwei Liu, et al. Mmbench: Is your multi-modal model an all-around player? In *Proceedings of the European Conference on Computer Vision*. Springer, 2025. 6, 8
- [49] Pan Lu, Swaroop Mishra, Tony Xia, Liang Qiu, Kai-Wei Chang, Song-Chun Zhu, Oyvind Tafjord, Peter Clark, and Ashwin Kalyan. Learn to explain: Multimodal reasoning via thought chains for science question answering. In *Advances in Neural Information Processing Systems*, 2022. 6
- [50] Huaishao Luo, Lei Ji, Ming Zhong, Yang Chen, Wen Lei, Nan Duan, and Tianrui Li. Clip4clip: An empirical study of clip for end to end video clip retrieval and captioning. *Neurocomputing*, 2022. 3
- [51] Chaofan Ma, Yuhuan Yang, Chen Ju, Fei Zhang, Jinxiang Liu, Yu Wang, Ya Zhang, and Yanfeng Wang. Diffusionseg: Adapting diffusion towards unsupervised object discovery. *arXiv preprint arXiv:2303.09813*, 2023. 2
- [52] Chaofan Ma, Yuhuan Yang, Chen Ju, Fei Zhang, Ya Zhang, and Yanfeng Wang. Open-vocabulary semantic segmentation via attribute decomposition-aggregation. *arXiv preprint arXiv:2309.00096*, 2023. 3
- [53] Chaofan Ma, Yuhuan Yang, Chen Ju, Fei Zhang, Ya Zhang, and Yanfeng Wang. Open-vocabulary semantic segmentation via attribute decomposition-aggregation. *Advances in Neural Information Processing Systems*, 2024. 3
- [54] Anand Mishra, Shashank Shekhar, Ajeet Kumar Singh, and Anirban Chakraborty. Ocr-vqa: Visual question answering by reading text in images. In *2019 international conference on document analysis and recognition (ICDAR)*, 2019. 6
- [55] Ron Mokady, Amir Hertz, and Amit H Bermano. Clip-cap: Clip prefix for image captioning. *arXiv preprint arXiv:2111.09734*, 2021. 3, 6, 7
- [56] Amin Karimi Monsefi, Kishore Prakash Sailaja, Ali Alilooee, Ser-Nam Lim, and Rajiv Ramnath. Detailclip: Detail-oriented clip for fine-grained tasks. *arXiv preprint arXiv:2409.06809*, 2024. 2, 3
- [57] Alec Radford, Jong Wook Kim, Chris Hallacy, Aditya Ramesh, Gabriel Goh, Sandhini Agarwal, Girish Sastry, Amanda Askell, Pamela Mishkin, Jack Clark, et al. Learning transferable visual models from natural language supervision. In *Proceedings of the International Conference on Machine Learning*. PMLR, 2021. 1, 2, 4, 5, 6, 7, 14
- [58] Aditya Ramesh, Prafulla Dhariwal, Alex Nichol, Casey Chu, and Mark Chen. Hierarchical text-conditional image generation with clip latents. *arXiv preprint arXiv:2204.06125*, 2022. 2
- [59] Nils Reimers and Iryna Gurevych. Sentence-bert: Sentence embeddings using siamese bert-networks. In *Conference on Empirical Methods in Natural Language Processing*, 2019. 13
- [60] Robin Rombach, Andreas Blattmann, Dominik Lorenz, Patrick Esser, and Björn Ommer. High-resolution image synthesis with latent diffusion models. In *Proceedings of the IEEE Conference on Computer Vision and Pattern Recognition*, 2022. 1, 2
- [61] Christoph Schuhmann, Richard Vencu, Romain Beaumont, Robert Kaczmarczyk, Clayton Mullis, Aarush Katta, Theo Coombes, Jenia Jitsev, and Aran Komatsuzaki. Laion-400m: Open dataset of clip-filtered 400 million image-text pairs. *arXiv preprint arXiv:2111.02114*, 2021. 15
- [62] Dustin Schwenk, Apoorv Khandelwal, Christopher Clark, Kenneth Marino, and Roozbeh Mottaghi. A-okvqa: A benchmark for visual question answering using world knowledge. In *Proceedings of the European Conference on Computer Vision*. Springer, 2022. 6
- [63] Piyush Sharma, Nan Ding, Sebastian Goodman, and Radu Soricut. Conceptual captions: A cleaned, hypernymed, image alt-text dataset for automatic image captioning. In *Proceedings of the 56th Annual Meeting of the Association for Computational Linguistics (Volume 1: Long Papers)*, 2018. 5
- [64] Zhan Shi, Xu Zhou, Xipeng Qiu, and Xiaodan Zhu. Improving image captioning with better use of captions. *arXiv preprint arXiv:2006.11807*, 2020. 2
- [65] Amanpreet Singh, Vivek Natarajan, Meet Shah, Yu Jiang, Xinlei Chen, Devi Parikh, and Marcus Rohrbach. Towards vqa models that can read. In *Proceedings of the IEEE Conference on Computer Vision and Pattern Recognition*, 2019. 6
- [66] Haoyu Song, Li Dong, Wei-Nan Zhang, Ting Liu, and Furu Wei. Clip models are few-shot learners: Empirical studies on vqa and visual entailment. *arXiv preprint arXiv:2203.07190*, 2022. 2
- [67] Rakshith Subramanyam, TS Jayram, Rushil Anirudh, and Jayaraman J Thiagarajan. Crepe: Learnable prompting with clip improves visual relationship prediction. *arXiv preprint arXiv:2307.04838*, 2023. 2
- [68] Nandan Thakur, Nils Reimers, Johannes Daxenberger, and Iryna Gurevych. Augmented SBERT: Data augmentation method for improving bi-encoders for pairwise sentence scoring tasks. In *Proceedings of the 2021 Conference of the North American Chapter of the Association for Computational Linguistics: Human Language Technologies*, 2021. 4
- [69] Haochen Wang, Cilin Yan, Shuai Wang, Xiaolong Jiang, Xu Tang, Yao Hu, Weidi Xie, and Efstratios Gavves. Towards open-vocabulary video instance segmentation. In *Proceedings of the International Conference on Computer Vision*, 2023. 1, 3
- [70] Mengmeng Wang, Jiazheng Xing, and Yong Liu. Actionclip: A new paradigm for video action recognition. *arXiv preprint arXiv:2109.08472*, 2021. 3
- [71] Hu Xu, Gargi Ghosh, Po-Yao Huang, Dmytro Okhonko, Armen Aghajanyan, Florian Metze, Luke Zettlemoyer, and Christoph Feichtenhofer. Videoclip: Contrastive pre-training for zero-shot video-text understanding. *arXiv preprint arXiv:2109.14084*, 2021. 2
- [72] Yuhuan Yang, Chaofan Ma, Chen Ju, Ya Zhang, and Yanfeng Wang. Multi-modal prototypes for open-set semantic segmentation. *arXiv preprint arXiv:2307.02003*, 2023. 3
- [73] Yuhuan Yang, Chaofan Ma, Chen Ju, Fei Zhang, Jiangchao Yao, Ya Zhang, and Yanfeng Wang. Multi-modal prototypes for open-world semantic segmentation. *International Journal of Computer Vision*, 2024. 3
- [74] Lewei Yao, Runhui Huang, Lu Hou, Guansong Lu, Minzhe Niu, Hang Xu, Xiaodan Liang, Zhenguo Li, Xin Jiang, and

- Chunjing Xu. Filip: Fine-grained interactive language-image pre-training. In *Proceedings of the International Conference on Learning Representations*, 2022. 2
- [75] Ziyu Ye, Chen Ju, Chaofan Ma, and Xiaoyun Zhang. Un-supervised domain adaption via similarity-based prototypes for cross-modality segmentation. In *Domain Adaptation and Representation Transfer, and Affordable Healthcare and AI for Resource Diverse Global Health: Third MICCAI Workshop, DART 2021, and First MICCAI Workshop, FAIR 2021, Held in Conjunction with MICCAI 2021, Strasbourg, France, September 27 and October 1, 2021, Proceedings 3*, 2021. 3
- [76] Peter Young, Alice Lai, Micah Hodosh, and Julia Hockenmaier. From image descriptions to visual denotations: New similarity metrics for semantic inference over event descriptions. *Transactions of the Association for Computational Linguistics*, 2014. 5
- [77] Weihao Yu, Zhengyuan Yang, Linjie Li, Jianfeng Wang, Kevin Lin, Zicheng Liu, Xinchao Wang, and Lijuan Wang. Mm-vet: Evaluating large multimodal models for integrated capabilities. In *Proceedings of the International Conference on Machine Learning*. PMLR, 2024. 6
- [78] Lu Yuan, Dongdong Chen, Yi-Ling Chen, Noel Codella, Xiyang Dai, Jianfeng Gao, Houdong Hu, Xuedong Huang, Boxin Li, Chunyuan Li, et al. Florence: A new foundation model for computer vision. *arXiv preprint arXiv:2111.11432*, 2021. 2
- [79] Xiaohua Zhai, Xiao Wang, Basil Mustafa, Andreas Steiner, Daniel Keysers, Alexander Kolesnikov, and Lucas Beyer. Lit: Zero-shot transfer with locked-image text tuning. In *Proceedings of the IEEE Conference on Computer Vision and Pattern Recognition*, 2022. 2
- [80] Beichen Zhang, Pan Zhang, Xiaoyi Dong, Yuhang Zang, and Jiaqi Wang. Long-clip: Unlocking the long-text capability of clip. In *Proceedings of the European Conference on Computer Vision*. Springer, 2025. 2, 3
- [81] Yaru Zhang, Xiao-Yu Zhang, and Haichao Shi. Ow-tal: Learning unknown human activities for open-world temporal action localization. *Pattern Recognition*, 2022. 3
- [82] Peisen Zhao, Lingxi Xie, Chen Ju, Ya Zhang, Yanfeng Wang, and Qi Tian. Bottom-up temporal action localization with mutual regularization. In *Proceedings of the European Conference on Computer Vision*. Springer, 2020. 3
- [83] Kecheng Zheng, Yifei Zhang, Wei Wu, Fan Lu, Shuailei Ma, Xin Jin, Wei Chen, and Yujun Shen. Dreamlip: Language-image pre-training with long captions. In *Proceedings of the European Conference on Computer Vision*. Springer, 2025. 2, 4, 5, 6, 7
- [84] Jinghao Zhou, Li Dong, Zhe Gan, Lijuan Wang, and Furu Wei. Non-contrastive learning meets language-image pre-training. In *Proceedings of the IEEE Conference on Computer Vision and Pattern Recognition*, 2023. 3
- [85] Kaiyang Zhou, Jingkang Yang, Chen Change Loy, and Ziwei Liu. Learning to prompt for vision-language models. *International Journal of Computer Vision*, 2022. 2, 3
- [86] Deyao Zhu, Jun Chen, Xiaoqian Shen, Xiang Li, and Mohamed Elhoseiny. Minigpt-4: Enhancing vision-language understanding with advanced large language models. *arXiv preprint arXiv:2304.10592*, 2023. 2, 5, 14

In supplementary materials, we first provide more details about our multi-to-multi contrastive learning; then offer the details to create (image, multi-texts) dataset by VLMs’ captioning; finally demonstrate more visualizations.

A. Implementation Details

A.1. Multi-to-Multi Contrastive Learning

The image is much more fine-grained and informative than texts. To fully align the image semantics with text descriptions from various perspectives, we propose one novel contrastive learning paradigm called multi-to-multi contrastive learning (M2M). The objective of M2M is to let the model learn multi-perspective image features under the guidance of typical texts. M2M prevents the model from aligning one summary image feature with multiple text features with different semantic meanings.

A.1.1. Holistic CLIP Model

To automatically output multi-branch image features in one forward pass, we design two types of architectures: class-token based Ψ_{CLS} and mlp-layer based Ψ_{MLP} .

Ψ_{CLS} Architecture. For most VLMs, the image encoder is transformer-based architecture, thus we always a sequence of visual embeddings with one class token to summarize the overall semantics. However, in M2M pipeline, a single class token is not sufficient to cover representations from various perspectives (only one attention map for one class token). Thus, we initialize multiple class tokens, each focusing on specific aspects of an image guided by the assigned text descriptions. In this way, we obtain multiple image features with almost no extra efforts.

Ψ_{MLP} Architecture. Although Ψ_{CLS} is already an effective way to extract features from different views, all the class tokens share the visual token sequence, which may not be always an ideal solution. Inspired by the MoE intuition [15], we also introduce one MLP-based architecture. Specifically, to output H image features, we expand the last 3 MLP layers to H parallel parts. For efficiency, we only expand the second linear FFN. In Figure 4, we show in details the architecture of both Ψ_{CLS} and Ψ_{MLP} .

A.1.2. Multi-to-Multi Matching

Here, after obtaining the H image features from $\{\mathbf{v}_i\}_{i=1}^H = \Psi_{\text{CLS}}(\mathcal{I})$ or $\{\mathbf{v}_i\}_{i=1}^H = \Psi_{\text{MLP}}(\mathcal{I})$ and M text features from the corresponding multi-perspective texts $\{\mathbf{t}_i\}_{i=1}^M = \Phi^{\text{txt}}(\{\mathcal{T}_i\}_{i=1}^M)$, we match them to jointly learn the alignment. Normally, we set $H = M$ so that we assign each image head a specific type of text to align (object-oriented, background, long caption...). If M is relatively large, e.g., if we prompt 4 different VLMs with 4 different prompts, thus to get 16 distinct texts. In this case we first group the texts into H sets based on their similarities [59]. If some texts

are mixed up, we use free match: match the image head with maximum cosine similarity. After matching texts with their corresponding image features, we can train the model by M2M contrastive learning described in the main paper.

A.1.3. Training Details

We train ViT-B-16 model on 8 A100-80G GPUs with batch size 256 for 100 epochs on CC12M [4] and batch size 64 for 200 epochs on CC3M [4], with a learning rate of $5e^{-4}$. As we tested, the above training setup achieves the best result on Conceptual datasets, though the training converges slower than larger batch size setup.

A.1.4. Inference Details

After generating multiple image features, we first normalize them, then take the average to produce one compositional image representation for retrieval-based downstream tasks. To train LLaVA1.5 for visually dense tasks, we replace the visual encoder by our trained model and use the whole output visual sequence as input for projection layer and LLM.

B. (Image, Multi-Texts) Dataset

B.1. Prompts & Examples

In the main paper, we describe the prompt design principle for multi-view/granularity captions: *Focus Guide* indicates whether attention should be laid on foreground objects or general background substances. *Physical or Sensory* refers to describe solid nouns or feeling styles. *Gaze or Glance* define captions are dense long-details or compact short-overview. *Complex Reasoning* distinguishes relationship or sequence for entities. To generate text descriptions from the above aspects, we design 5 different prompts, which are listed in Table 9. We prompt InternVL2-8B to produce captions from various perspectives. In Figure 7 and 8, we offer some examples from CC12M [4] datasets. We can see that these texts describe the image from various perspectives, with different semantic meanings. For common one-to-multi contrastive learning, we align one summary image feature with all the text features, which inevitably pushes texts with different semantic meanings close to each other in the embedding space, making the alignment chaotic and confusing. However, our multi-to-multi contrastive learning fundamentally prevents such chaos, by outputting multiple image representations and learn alignment independently.

For multi-VLMs data, we adopt the “Details” prompt in Table 9 for all VLMs. In Figure 5 and 6, we provide some caption examples. Overall, the texts generated by different VLMs is rather similar. In the main paper, we choose four captions (without style) from multi-prompts to form data for the sake of fairness.

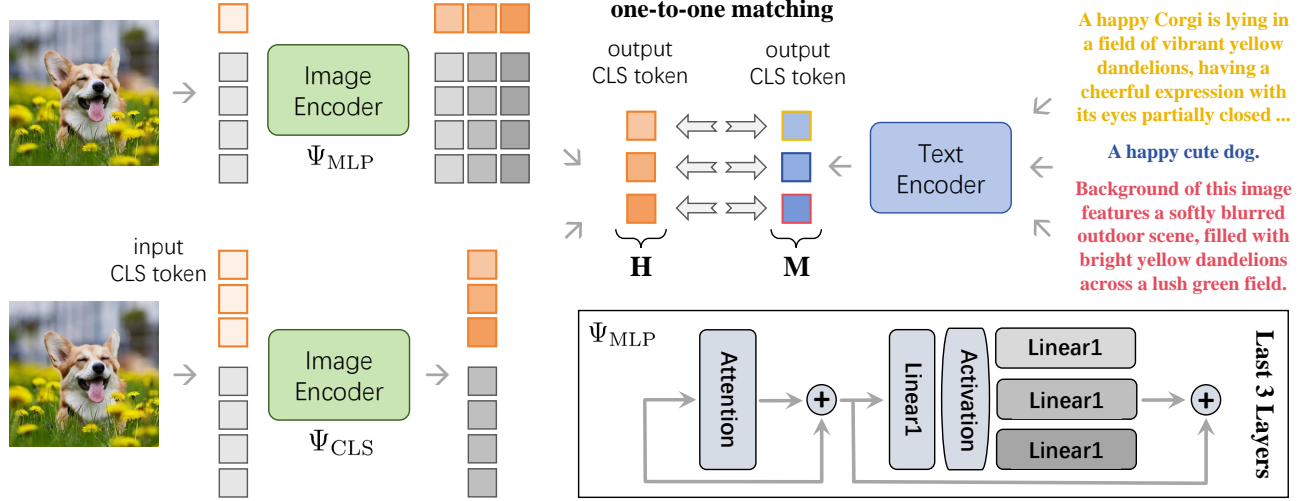


Figure 4. **Architecture Overview of Holistic CLIP.** To generate H image features, we leverage two different structures: Ψ_{CLS} and Ψ_{MLP} . Then we match H image features with M text features. Normally $H = M$ and we apply one-to-one matching.

Table 9. **Multi-Prompts Used for Constructing (Image, Multi-Texts) Data.**

Type	Prompt
Details	<image> Describe the image in detail.
Nouns	Briefly describe the image with few noun words separated by “;”.
Main Object	Describe only the one main object in the image, do not say anything about the other objects or background.
Background	Describe only the background of this image, do not say anything about the foreground objects.
Style	Describe the style or your feelings about this image, do not say anything about the objects in the image.

Table 10. **Statistics for Multi-VLMs Data.** We calculate the average number of words and the caption variance of multiple VLMs.

VLM	AVG Words	Word Variance
Original	17.3	163.4
InternVL2 [9]	60.8	14.9
Minigt4 [86]	16.5	24.8
LLaVA1.5 [42]	48.5	286.4
QwenVL2 [1]	58.5	23.6

Table 11. **Statistics for Multi-Prompts Data.** We calculate the caption variance of InternVL2-8B [9] using different prompts.

Prompt	AVG Words	Word Variance
Details	60.8	14.9
Nouns	10.7	61.8
Main Object	31.7	382.0
Background	42.3	432.0
Style	56.2	53.3


B.2. Dataset Statistics

Table 10 and 11 report statistics by adopting different VLMs and prompts. The generated captions have different length distributions, forming long/short counterparts. More recent VLMs like InternVL and QwenVL offer long captions steadily, while Minigt4 tends to give a short description. For multi-prompts data, captions for main object and background descriptions vary much in length, highly depending on the image semantics (object oriented or complex scene).

B.3. Caption Details

For multi-VLM captioning, we utilize LLaVA1.5-13B [42], Minigt4-7B [86], QwenVL2-7B [1], as well as InternVL2-

8B [9]. For multi-prompt captioning, we utilize InternVL2-8B [9] for its superior instruction-following performance. We set the max number of output tokens to be 77 due to the length limitation of CLIP [57]. On CC12M [4] dataset, it takes around 2000-2400 A100-80G GPU hours (depending on the used VLM and prompt) to generate one typical caption (500-700 GPU hours on CC3M [4]). After captioning, we set a minimum length (string length > 10) and threshold on clip score to filter out bad cases, then we re-caption those unqualified data until they meet the standard.



Original: Red Square is a city square in Moscow, Russia.

Minigt4: The image shows a large, red and white church with several domes and spires.

Internvl2: The image depicts the iconic Saint Basil's Cathedral, located in Moscow, Russia. This architectural marvel is renowned for its vibrant and colorful onion domes, which are a hallmark of Russian architecture. The cathedral features a total of 60 domes, each painted in different colors and patterns, creating a visually stunning and intricate design.

LLaVA1.5: The image features a large group of people gathered around a beautiful, ornate building. The building is a stunning red and green structure, possibly a church, with a tall steeple and a clock tower. The crowd is walking around the building, admiring its architecture and taking in the view. There are numerous people in the scene.

QwenVL2: The image depicts a bustling city square with a prominent, ornate cathedral in the background. The cathedral features multiple onion-shaped domes, each adorned with colorful patterns and intricate designs. The central dome is particularly striking, with a golden base and a red and blue striped pattern. Surrounding this central dome are several smaller domes, each with its own unique color scheme and design.



Original: 'Lighting Catalog The Home Depot 2018 Home Depot, Led, Interior Lighting, Your Space, Pendant Lighting, Cabinet, Storage, Modern, Table.'

Minigt4: The image shows a modern dining room with a long wooden table in the center.

Internvl2: Lighting Catalog The Home Depot 2018 Home Depot, Led, Interior Lighting, Your Space, Pendant Lighting, Cabinet, Storage, Modern, Table', 'The image depicts a modern, minimalist interior setting, likely a kitchen or dining area. The focal point is a sleek, horizontal LED light fixture mounted on the ceiling. The light fixture has a rectangular shape with a smooth, matte finish and is illuminated, casting a warm, ambient glow.

LLaVA1.5: The image features a modern and stylish interior space featuring a sleek, cylindrical pendant light with an illuminated textured pattern. Below the light is a minimalist wooden table with a glass of water, an open book, and clean lines. A table with a glass of wine on it.

QwenVL2: The image depicts a modern, minimalist interior space, likely a dining or office area. The focal point is a sleek, linear pendant light fixture hanging from the ceiling. The light fixture has a metallic frame with a frosted glass or crystal-like surface, emitting a soft, warm glow that illuminates the surrounding area. The wall behind the light fixture is made of large, rectangular tiles.

Figure 5. Examples of (Image, Multi-Texts) Data from Multi-VLMs.

C. Visualizations

Here we offer more visualizations on the attention distribution among different image class tokens in Ψ_{MLP} . In Figure 9, we demonstrate that our M2M contrastive learning paradigm allows to produce image features that summarize visual semantics from various aspects.

D. Limitations & Future Work

Due to limited computing, we do not fully explore the case where M is large (multi-VLMs and multi-prompts) or conduct experiments on larger datasets (*e.g.* Laion400M [61]). Nevertheless, our exploration on holistic alignment is anticipated to bring significant benefits for the VLM domain. In reality, there exist naturally occurring datasets comprising (image, multi-text) pairs, such as those found in commodity scenario (commodity attribute/merchant description/buyer comments), where our idea can show the capability.



Original: Woman exercising by skipping a rope.

Minigt4: The image shows a woman in black leggings and a colorful top, standing in a room with wooden floors and a potted plant in the corner.

Internvl2: The image depicts a person engaged in a fitness activity, specifically jump rope. The individual is captured mid-air, with their body slightly tilted forward and their arms extended, holding the jump rope. They are wearing a black sleeveless top, colorful geometric-patterned leggings, and white sneakers. The person has short hair and appears focused on their exercise.

LLaVA1.5: A woman is jumping in the air with a jump rope in her hand. She is wearing colorful leggings and a black shirt. The jump rope is black and she is holding it with both hands. The woman is in the middle of a jump, and she is the main focus of the image.

QwenVL2: The image depicts a person jumping rope in a room with a minimalist and modern aesthetic. The individual is wearing a black t-shirt and brightly colored leggings with a geometric pattern featuring shades of orange, green, blue, and yellow. They are also wearing white sneakers. The person is captured mid-jump, with the rope stretched out in front of them.



Original: 'A bathroom at Staybridge Suites Toronto - Vaughan South


Minigt4: The image shows a modern hotel room with a kitchenette and dining area.

Internvl2: The image depicts a well-appointed studio apartment with a kitchenette and a bedroom area. The bedroom is furnished with a single bed that has a white bedspread and a single pillow. The headboard is upholstered in a dark wood material, adding a touch of elegance to the room.

LLaVA1.5: The kitchen is a modern space with a stainless steel refrigerator, a sink, a microwave, and a stove. The refrigerator is located on the right side of the kitchen, while the sink is positioned in the middle. The microwave is placed above the stove, which is situated on the far right side.

QwenVL2: The image depicts a modern, well-furnished hotel room or studio apartment. The room is divided into two main sections: a sleeping area and a kitchenette. Sleeping Area: The bed is positioned against the left wall, with a wooden headboard. The bed is neatly made with white bedding. Kitchenette: The stainless steel appliances, including a refrigerator, a microwave, and a small stovetop are equipped.

Figure 6. Examples of (Image, Multi-Texts) Data from Multi-VLMs.



Original: Red Square is a city square in Moscow, Russia.

Nouns: Church, St. Basil's, Moscow, Russia, tourists, dome, sunset, sky, street, people.

Style: The image exudes a sense of grandeur and historical significance. The vibrant colors and intricate details of the architecture evoke a feeling of awe and admiration. The play of light and shadow adds depth and dimension, creating a visually captivating scene. The overall atmosphere is one of majesty and cultural richness.

Main Object: The main object in the image is the colorful Saint Basil's Cathedral. It features multiple onion-shaped domes, each adorned with vibrant colors and intricate patterns. The central dome is the largest and most prominent, with a golden top. The structure is surrounded by smaller domes in various colors, including blue, green, and red.

Background: The background of the image features a stunning, vibrant building standing out against a clear sky with a gradient of colors transitioning from blue to warm hues near the horizon, suggesting either sunrise or sunset.



Original: 'Lighting Catalog The Home Depot 2018 Home Depot, Led, Interior Lighting, Your Space, Pendant Lighting, Cabinet, Storage, Modern, Table.

Nouns: Lamp, table, books, window, cityscape, glass, smartphone, magazine.

Style: The image exudes a modern and minimalist aesthetic, characterized by clean lines, a neutral color palette, and a focus on functionality. The overall atmosphere is one of sophistication and contemporary elegance, with a touch of industrial design elements. The lighting fixture adds a warm, inviting glow, enhancing the serene and calm ambiance of the space.

Main Object: The main object in the image is a sleek, modern pendant light fixture. It features a rectangular shape with a frosted glass cover that diffuses the light, creating a soft and ambient glow. The fixture is suspended from the ceiling by a simple, elegant cord, and it appears to be mounted on a wall or ceiling.

Background: The background of the image features a modern, minimalist interior with a large window that offers a view of a cityscape at night. The city lights are visible, creating a vibrant and bustling atmosphere outside. The interior walls are made of a light-colored, textured material, possibly concrete or stone, adding to the contemporary feel of the space.

Figure 7. Examples of (Image, Multi-Texts) Data from Multi-Prompts.



Original: Woman exercising by skipping a rope.

Nouns: Woman, jump rope, room, plants, furniture, wall art.

Style: The image exudes a sense of calm and serenity. The soft, natural lighting and the minimalist decor create a tranquil atmosphere. The person's posture and expression suggest a moment of peaceful reflection or relaxation. The overall aesthetic is clean and uncluttered, evoking a feeling of simplicity and harmony.

Main Object: The main object in the image is a person performing a jump rope exercise.

Background: The background of the image features a plain, light-colored wall. On the left side, there is a potted plant with long, slender leaves. Next to the plant, there is a small, black, geometric-shaped table. On the right side, there is another potted plant with broader leaves. Near the center of the wall, there is a framed piece of abstract.



Original: 'A bathroom at Staybridge Suites Toronto - Vaughan South

Nouns: Bedroom, kitchen, refrigerator, microwave, sink, coffee maker, dining table, chairs, wall art, bed, pillows, nightstand, lamp.

Style: The image exudes a modern and clean aesthetic, with a harmonious blend of neutral tones and subtle earthy accents. The overall ambiance is one of comfort and functionality, creating a welcoming and practical space. The design elements are well-coordinated, providing a sense of cohesion and order.

Main Object: The main object in the image is a kitchen area with a granite countertop.

Background: The background of the image features a wall with a large, abstract painting that has a circular design with intricate patterns. The wall is painted in a light color, and there is a small, square-shaped vent near the top. The ceiling is also light-colored, and there is a small, rectangular light fixture installed.

Figure 8. Examples of (Image, Multi-Texts) Data from Multi-Prompts.




Figure 9. Visualization of Attention Maps Among Different Visual Class Tokens.