

---

# CONDENSE, DON'T JUST PRUNE: ENHANCING EFFICIENCY AND PERFORMANCE IN MOE LAYER PRUNING

---

Mingyu Cao<sup>1</sup> Gen Li<sup>2</sup> Jie Ji<sup>2</sup> Jiaqi Zhang<sup>3</sup> Xiaolong Ma<sup>2</sup> Shiwei Liu<sup>4</sup> Lu Yin<sup>5</sup>

## ABSTRACT

Mixture-of-Experts (*MoE*) has garnered significant attention for their ability to scale up neural networks while utilizing the same or even fewer active parameters. However, MoE does not relieve the massive memory requirements of networks, which limits their practicality in real-world applications, especially in the era of large language models (LLMs). While recent work explores the possibility of removing entire layers of MoE to reduce memory, the performance degradation is still notable. In this paper, we propose Condense-MoE ( $CD-MoE$ ) that, instead of dropping the entire MoE layer, condenses the big, sparse MoE layer into a small but dense layer with only a few experts that are activated for all tokens. Our approach is specifically designed for fine-grained MoE with shared experts, where Feed-Forward Networks are split into many small experts, with certain experts isolated to serve as shared experts that are always activated. We demonstrate the effectiveness of our method across multiple MoE models such as DeepSeekMoE and QwenMoE on various benchmarks. Specifically, for the *DeepSeekMoE-16B* model, our approach maintains nearly **90%** of the average accuracy while reducing memory usage by **30%** and enhancing inference speed by **30%**. Moreover, we show that with lightweight expert fine-tuning, the pruned model can achieve further improvements on specific tasks. Our code are available at <https://github.com/duterscmy/CD-MoE/tree/main>.

## 1 INTRODUCTION

As the pursuit of increasingly powerful and efficient large language models (LLMs) intensifies (Brown, 2020; Touvron et al., 2023a;b), Mixture of Experts (MoE) architectures have become a prominent strategy for scaling model capacities (Shazeer et al., 2017; Jiang et al., 2024a; Team et al., 2024). In contrast to traditional dense models that activate all parameters for every input, MoE models learn to selectively activate only the most relevant expert pathways in their neural network. These architectures facilitate substantial expansions in model size while mitigating the proportional increase in computational demands. Instead of using large but fewer experts, recent advances in Fine-Grained Expert Segmentation keep demonstrating impressive performance by splitting the Feed-Forward Networks (FFNs) into many but small experts, with certain experts isolated to serve as shared experts that are always activated (Dai et al., 2024; Team, 2024).

While achieving promising results, MoE presents considerable challenges, particularly in deployment. The memory

overhead required to store plenty of experts is substantially high, underscoring the necessity for efficient optimization techniques that preserve the MoE’s performance while reducing memory requirements.

Motivated by the potential redundancy among experts in MoE models, researchers have explored structured pruning in large MoE architectures. Chi et al. (2022) demonstrated that not all experts are equally important and that removing certain experts can effectively reduce redundancy. Lu et al. (2024) proposed an enumeration method traversing all expert combinations, showing that pruning experts can retain more capabilities compared to magnitude-based pruning methods (Sun et al., 2024). He et al. (2024) further advanced this by showing that it is possible to remove entire MoE layers and deliver considerable memory saving. While promising in memory saving, removing entire MoE layers is too aggressive which leads to a notable performance drop.

In this work, we introduce *Condense-MoE* ( $CD-MoE$ ), a novel framework that significantly enhances the efficacy specifically for shared-expert-type MoE (Dai et al., 2024; Team, 2024). Unlike traditional MoE pruning approaches,  $CD-MoE$  for the first time proposes to abandon the conventional routing mechanism, selectively eliminate less critical experts, and reallocate all tokens to only a few remaining experts. This method effectively condenses a large, sparse MoE layer into a small, dense layer with only a few experts,

<sup>1</sup>Shopee Pte. Ltd, China <sup>2</sup>Clemson University, USA <sup>3</sup>Meituan Inc, China <sup>4</sup>University of Oxford, United Kingdom <sup>5</sup>University of Surrey, United Kingdom .

Correspondence to: Lu Yin: [l.yin@surrey.ac.uk](mailto:l.yin@surrey.ac.uk)

thereby significantly enhancing the inference efficiency of shared-expert-type MoE.

In our preliminary observations, we made a significant discovery: removing the routing mechanism from individual layers while retaining only the shared experts in a shared-expert-type MoE model results in minimal changes to the model’s final output. Inspired by this finding, we developed a greedy-search-based method that systematically identifies the layer whose condensation least affects the MoE’s output in a layer-by-layer manner. Notably, as these shared experts represent only a small fraction of the total parameters and computational burden, our approach not only substantially reduces the memory requirements of the MoE but also achieves a more favorable efficiency-performance trade-off compared to conventional layer pruning methods (He et al., 2024).

The efficacy of our approach is corroborated by comprehensive experimental results. Specifically,  $\text{CD-MoE}$  achieves a 30% reduction in memory usage and a corresponding 30% increase in inference speed when applied to the *DeepSeekMoE-16B* model (Dai et al., 2024), while preserving nearly 90% of average accuracy across various downstream tasks. Additionally, our findings reveal that the greedy search strategy not only identifies shared experts but also uncovers additional experts, whose presence enhances the performance of supervised fine-tuning of our compressed MoE.

## 2 RELATED WORK

### 2.1 Mixture of Experts

MoE models enable scaling beyond traditional dense models without a proportional increase in computational costs, while maintaining comparable or even superior performance. Switch Transformer (Fedus et al., 2022) leverages sparse activation to significantly improve computational efficiency, achieving this without compromising performance on large-scale tasks. Mixtral (Jiang et al., 2024b) enhances the routing mechanism and addresses expert load-balancing issues. DeepSeekMoE (Dai et al., 2024) and Qwen1.5-MoE (Team, 2024) introduce more fine-grained experts and incorporate shared experts to capture and learn general knowledge.

### 2.2 LLM Pruning

Currently, the mainstream pruning approaches for large language models focus on unstructured pruning of parameters. SparseGPT (Frantar & Alistarh, 2023) utilizes the Hessian inverse for pruning and subsequently updates weights to reduce reconstruction errors of dense and sparse weights. Wanda (Sun et al., 2024) aims to retain significant neurons by combining weight magnitude with input activation criteria, pruning a specified proportion of non-significant

neurons. Zhang et al. (2024b) extended dynamic sparsity (Mocanu et al., 2018; Evci et al., 2021; Liu et al., 2021) to effectively fine-tune sparse LLMs without the expensive backpropagation. OWL (Yin et al., 2024) explores the crucial role of layerwise importance in LLM pruning, further optimizing the quality of the pruned model. Notably, these methods are applicable to most LLMs and are not specifically designed for MoE models.

### 2.3 MoE Pruning

Although the above-mentioned LLM pruning approaches can be applied to pruning MoE models, they often require specialized hardware and face deployment challenges (Mishra et al., 2021). Fortunately, various approaches to expert pruning have been proposed. Lu et al. (2024) explored all possible combinations of experts and retained those that resulted in minimal output changes, but this method is difficult to apply to fine-grained MoE models. Muzio et al. (2024) filtered experts to be pruned based on activation frequency and reduced activation parameters through adaptive fine-tuning. Both of these methods retain the token routing mechanism. He et al. (2024) evaluated the differences between inputs and outputs at each layer and pruned both the routing mechanism and all experts in layers with minimal differences. Unlike these approaches, our method discards the routing mechanism while retaining a subset of experts.

## 3 CONDENSE-MOE

In this section, we present a comprehensive explanation of the  $\text{CD-MoE}$  process, which follows a sequential workflow comprising several critical steps. First, we delve into **Expert Selection and Condensing** (Section 3.2), where we detail the methods used to identify and condense the most essential experts from all available experts within a layer. Second, we explore **Layer Selection and Condensing** (Section 3.3), focusing on selecting the most suitable layers for condensation to preserve as much of the LLM’s inherent capabilities as possible. Besides, we recommend performing lightweight fine-tuning (Section 4.3) on the condensed model, which aids in restoring and enhancing the MoE model’s performance

### 3.1 Preliminaries of MoE

Here we define the basic structure of an MoE layer. All experts in an MoE layer are represented as  $\{E_1, E_2, \dots, E_n\}$ . For most fine-grained MoE models, in addition to routing experts, a shared expert  $E_s$  is used. Any token will activate the shared expert and several routing experts. For the input data  $X$ , the output is computed as follows:

$$\mathbf{h}_t = \sum_{i=1}^N (g_{i,t} E_i(\mathbf{x}_t)) + E_s(\mathbf{x}_t) + \mathbf{x}_t, \quad (1)$$

where

$$g_{i,t} = \begin{cases} s_{i,t}, & s_{i,t} \in \text{TopK}(\{s_{j,t} \mid 1 \leq j \leq N\}, K), \\ 0, & \text{otherwise,} \end{cases}$$

and

$$s_{i,t} = \text{Softmax}_i(\mathbf{x}_t^T \mathbf{e}_i).$$

Here,  $N$  denotes the total number of route experts,  $E_i(\cdot)$  represents the  $i$ -th expert,  $E_s$  is the shared expert,  $g_{i,t}$  is the gate value for the  $i$ -th expert,  $s_{i,t}$  denotes the token-to-expert similarity,  $\text{TopK}(\cdot, K)$  represents the set consisting of the  $K$  highest similarity scores among those computed for the  $t$ -th token and all  $N$  experts, and  $\mathbf{e}_i$  is the centroid of the  $i$ -th expert.

### 3.2 Expert Selection and Condense

In this paper, our CD-MoE method removes the routing phase. For each expert  $E_i$ , we use C4 calibration data to inference and compute the mean of  $g_{i,t}$  when that expert is activated, which is then used as the gate value  $g_i$  for that expert during the inference phase:

$$g_i = \frac{1}{|\{t \mid g_{i,t} \neq 0\}|} \sum_{t \mid g_{i,t} \neq 0} g_{i,t} \quad (2)$$

For the condense layer, we only retain  $K$  routing experts including the shared experts, which is consistent with the number of active experts during the training phase. Additionally, benefiting from sufficient training during the training stage, the shared expert is retained. After condensation, the MoE layer is represented as:

$$\mathbf{h}_t = \sum_{i=1}^K (g_{i,t} E_i(\mathbf{x}_t)) + E_s(\mathbf{x}_t) + \mathbf{x}_t, \quad (3)$$

Next, we describe how to select the most crucial experts. Lu et al. (2024) explore all possible expert combinations and choose the combination of experts that makes the layer outputs before and after pruning as close as possible, while pruning the rest. However, for fine-grained MoE models like *DeepSeekMoE-16B* (Dai et al., 2024) and *Qwen1.5-MoE-A2.7B* (Team, 2024), where the number of experts often exceeds 60, testing all permutations of experts requires significant computational resources and time. Therefore, we propose using a greedy search approach Algorithm 1 to select the most critical experts.

In which,  $JS(\cdot)$  is used to measure the difference between two outputs. Following the approach of Zhang et al. (2024a), we first apply the softmax operation to the model output vector to obtain the discrete probability distribution, then

utilize a variant of the KL divergence known as the Jensen-Shannon divergence to quantify the difference between the two distributions:

$$JS(u, v) = \frac{1}{2} \left( KL \left( u, \frac{1}{2}(u+v) \right) + KL \left( v, \frac{1}{2}(u+v) \right) \right)$$

Here,  $KL(\cdot)$  represents the Kullback–Leibler divergence, defined for discrete random variables as:

$$KL(u, v) = \sum_j u_j \log \left( \frac{u_j}{v_j} \right)$$

where  $u$  and  $v$  are vectors that represent discrete probability distributions, which, in our method, can be the dense layer output and the condensed layer output.

### 3.3 Layer Selection

Clark et al. (2019b) have confirmed that different layers in language models exhibit distinct functionalities. While our objective is to retain the most impactful experts during the condensing process of each layer, it is inevitable that the outputs will deviate from their original values due to reduced capacity. Indiscriminately condensing all layers can thus lead to significant degradation in model performance and the loss of essential features. Therefore, akin to our approach in expert selection, we prioritize condensing those layers that exert minimal impact on model output changes post-pruning.

To systematically quantify the impact of condensing individual layers, we conducted preliminary experiments assessing the output changes using the Jensen-Shannon ( $JS$ ) divergence between the pruned and unpruned model outputs as our evaluation metric. As illustrated in Figure 1, condensing layer 0 results in a significant shift in the output distribution, indicating its critical role in the model’s performance. While the middle layers exhibit some fluctuation, condensing the last three layers also causes noticeable deviations, suggesting that these layers are essential for maintaining output fidelity. These observations indicate that condensing different layers introduces varying degrees of change in the  $JS$  metric, reflecting their varying importance to the overall model performance.

Motivated by these findings, we adopt a greedy search strategy analogous to that used in expert selection to determine the optimal layers for condensing. Specifically, we compute the distributional differences before and after condensing based on the output of the final model layer, iteratively adding layers to the  $Layer_{condense}$  set that best preserve the model’s capabilities, as detailed in Algorithm 2. For layers that are not condensed, the standard token routing mechanisms are employed during forward propagation to

---

**Algorithm 1:** Condense Experts Selection

---

**Input:** Calibration data input  $X$ , routing expert set  $E_{\text{route}} = \{E_1, \dots, E_n\}$ , number of experts to select  $K$   
**Output:** Condense expert set  $E_{\text{condense}} = \{E_{\text{shared}}\}$   
**Initialize**  $E_{\text{condense}} \leftarrow \{E_{\text{shared}}\}$ ,  $O_{\text{ref}} \leftarrow \text{Layer}_{\text{route}}(X)$  ▷Compute reference output with all routing experts  
**for**  $k \leftarrow 1$  **to**  $K$  **do**  
  **for each expert**  $E_i \in E_{\text{route}}$  **do**  
     $E_{\text{condense}} \leftarrow E_{\text{condense}} \cup \{E_i\}$  ▷Temporarily add expert to condense set  
     $O_{\text{tmp}} \leftarrow \text{Layer}_{\text{condense}}(X)$  ▷Compute output with current condense experts  
     $\text{loss}_i \leftarrow \text{JS}(O_{\text{ref}}, O_{\text{tmp}})$  ▷Compute JS divergence as loss for  $E_i$   
     $E_{\text{condense}} \leftarrow E_{\text{condense}} \setminus \{E_i\}$  ▷Remove expert after computing loss  
   $E_{\text{best}} \leftarrow \text{argmin}_{E_i \in E_{\text{route}}} \text{loss}_i$  ▷Select the expert with minimum loss  
   $E_{\text{condense}} \leftarrow E_{\text{condense}} \cup \{E_{\text{best}}\}$  ▷Add best expert to condense set  
   $E_{\text{route}} \leftarrow E_{\text{route}} \setminus \{E_{\text{best}}\}$  ▷Remove selected expert from routing set

---

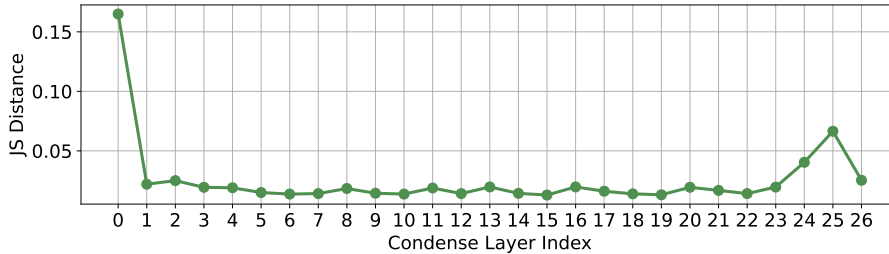


Figure 1. Fluctuations in the JS distance between the condensed model output and the dense model output when condensing different layers.

maintain their full expressive power. This selective condensing approach allows us to effectively reduce computational complexity and memory usage while minimizing degradation in model performance.

## 4 EXPERIMENTS

### 4.1 Experiment Setup

We adopt the *DeepSeekMoE-16B* model. All inference and fine-tuning operations are executed using bf16 (Brain Floating Point 16) precision, which enables the entire computational process to be efficiently conducted on a single NVIDIA A40 GPU equipped with 48GB of memory. During the fine-tuning phase, we employ an initial maximum learning rate of  $5 \times 10^{-5}$ , implement a warm-up ratio of 10% to gradually ramp up the learning rate, and utilize cosine annealing as the learning rate scheduler to ensure smooth convergence and prevent potential overfitting.

**Data and Evaluation:** In alignment with the methodologies outlined by Sun et al. (2024) and Lu et al. (2024), we randomly sample 100 examples from the C4 dataset to serve as calibration data during the condensing phase of our model. For fine-tuning, we make use of the C4 dataset in conjunction with the training data from various benchmark tasks.

Regarding the evaluation phase, and to provide a compre-

hensive assessment of our model’s performance, we follow the protocol established by He et al. (2024). We report zero-shot accuracies on eight diverse tasks selected from the EleutherAI Language Model Evaluation Harness (Gao et al., 2024), which includes the following 7 commonsense benchmark datasets and MMLU dataset:

- *ARC-C* (Clark et al., 2018): tests a model’s scientific knowledge and reasoning skills through multiple-choice science questions for grades 3-9
- *BoolQ* (Clark et al., 2019a): a yes/no question-answering dataset where questions require a passage for contextual understanding
- *HellaSwag* (Zellers et al., 2019): a commonsense reasoning dataset that requires models to choose the most plausible continuation for a given context
- *OBQA* (Mihaylov et al., 2018): requires models to answer elementary science questions with the help of a knowledge base, emphasizing reasoning
- *PIQA* (Bisk et al., 2019): evaluates models on everyday physical commonsense knowledge and reasoning
- *RTE* (Dagan et al., 2005): tests models on natural language inference by determining if one sentence logically entails another.

---

**Algorithm 2:** Condense Layers Selection

---

**Input:** Data input  $X$ , routing layer set  $L_{\text{route}} = \{L_1, \dots, L_n\}$ , number of layers to select  $K$   
**Output:** Condense layer set  $L_{\text{condense}} = \{\}$   
**Initialize**  $L_{\text{condense}} \leftarrow \{\}$ ,  $O_{\text{ref}} \leftarrow \text{Model}(X)$  ▷Compute reference output with all routing layers  
**for**  $k \leftarrow 1$  **to**  $K$  **do**  
  **for each layer**  $L_i \in L_{\text{route}}$  **do**  
     $L_{\text{condense}} \leftarrow L_{\text{condense}} \cup \{L_i\}$  ▷Temporarily add layer to condense set  
     $O_{\text{tmp}} \leftarrow \text{Model}(X)$  ▷Compute output with current condense layers  
     $\text{loss}_i \leftarrow \text{JS}(O_{\text{ref}}, O_{\text{tmp}})$  ▷Compute JS divergence as loss for  $L_i$   
     $L_{\text{condense}} \leftarrow L_{\text{condense}} \setminus \{L_i\}$  ▷Remove layer after computing loss  
   $L_{\text{best}} \leftarrow \underset{L_i \in L_{\text{route}}}{\text{argmin}} \text{loss}_i$  ▷Select the layer with minimum loss  
   $L_{\text{condense}} \leftarrow L_{\text{condense}} \cup \{L_{\text{best}}\}$  ▷Add best layer to condense set  
   $L_{\text{route}} \leftarrow L_{\text{route}} \setminus \{L_{\text{best}}\}$  ▷Remove selected layer from routing set

---

Table 1. Comparison with the unpruned model and the baseline method, the underlined variables are tried to be kept consistent, and the bolds represent the best results. CD-MoE (E2+0) refers to retaining only the shared expert after condensing, while CD-MoE (E2+6) refers to additionally retaining 6 route experts.

METHOD	LAYER	MEM.	SPEEDUP	ARC-C	BOOLQ	HELLA.	MMLU	OBQA	PIQA	RTE	WINO.	AVE.
DENSE	0	100%	1.0X	48.3	72.7	77.4	38.3	44.2	78.7	63.2	70.1	61.6
LAYERTRIM	7	75.6%	<u>1.29X</u>	36.3	66.8	60.3	29.2	32.0	72.4	47.3	63.1	50.9
BLOCKTRIM	5	82.0%	<u>1.29X</u>	38.7	69.5	67.1	32.9	37.8	74.7	48.0	67.5	54.5
CD-MoE (E2+0)	7	76.4%	<u>1.29X</u>	38.0	70.6	67.2	28.8	37.4	76.0	61.7	65.0	<b>55.6</b>
CD-MoE (E2+6)	10	69.5%	<u>1.30X</u>	37.2	71.7	63.1	26.2	36.0	75.0	60.3	65.3	54.4
LAYERTRIM	8	<u>72.2%</u>	1.34X	35.3	65.4	57.5	30.8	32.6	62.9	48.0	63.6	49.5
BLOCKTRIM	8	<u>71.3%</u>	1.42X	36.2	62.2	57.2	29.0	34.6	70.2	63.2	64.7	52.2
CD-MoE (E2+0)	8	<u>73.1%</u>	1.34X	37.8	70.6	65.9	28.8	38.6	75.0	58.8	65.0	55.1
CD-MoE (E2+6)	9	<u>72.5%</u>	1.26X	37.9	72.3	64.4	27.1	37.6	75.9	61.7	67.0	<b>55.5</b>

- *WinoGrande* (Sakaguchi et al., 2019): a dataset focused on resolving pronoun references in sentences, testing commonsense knowledge and reasoning.
- *MMLU* (Hendrycks et al., 2021): a more challenging dataset that covers multiple domains and tests general language understanding across topics and subjects

In addition, we measure the token generation speed and the peak GPU memory.

**Baseline:** For comparative analysis, we primarily benchmark our approach against the *Block Trimming* and *Layer Trimming* methods proposed by He et al. (2024). These methods serve as strong baselines for pruning MoE models and are directly relevant to our study.

Both methods also omit the routing phase during pruning and have demonstrated that pruning all experts can still maintain the model’s capabilities.

## 4.2 Zero-shot Results

We evaluated the zero-shot accuracy across eight datasets, as well as their average, along with the inference speedup and memory reduction ratios. Since different methods prune

different amounts of parameters, pruning the same number of layers can result in varying inference speed and memory usage.

To ensure a fair comparison, we pruned different numbers of layers so that the resulting speedup or memory ratio remains consistent across methods.

As shown in Table 1, under similar speedup or memory ratio conditions, CD-MoE consistently outperforms *Block Trimming* and *Layer Trimming* in preserving model capacity, highlighting the effectiveness of retaining the most important experts.

Additionally, in Figure 2, we present the trend of average accuracy as a function of different speedup and memory ratios. As the number of pruned layers increases, the advantage of CD-MoE becomes more significant.

## 4.3 Fine-tuning Results

We further experimented with restoring the capabilities of the model through expert fine-tuning and improving performance on specific tasks.

Since the condensed model inevitably loses part of its lan-



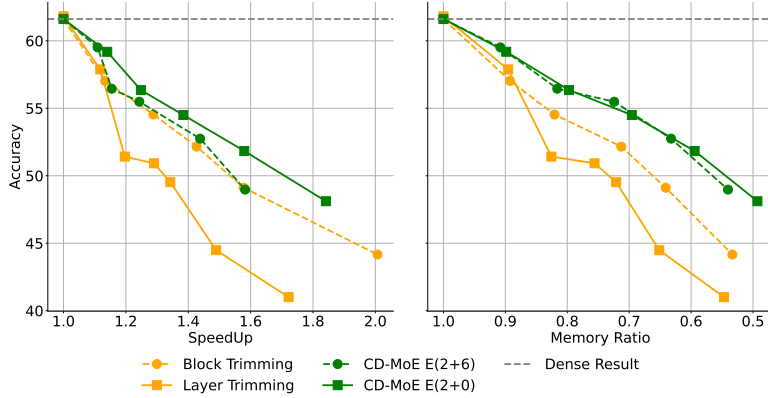


Figure 2. CD-MoE against baselines on zero-shot tasks. Left: Average accuracy with varying SpeedUp against the dense model. Right: Average accuracy with varying Memory Ratio against the dense model. The Gray dotted line is the dense model result. E(2+0) represents 2 shared experts and no routing experts, and E(2+6) represents 2 shared with 6 routing experts.

guage modeling capability, further fine-tuning can restore the model’s abilities (Shi et al., 2023; Sanh et al., 2020; Frantar & Alistarh, 2023). During the fine-tuning phase, only the parameters in the condensed layers are updated to conduct efficient fine-tuning.

For the LM task, we randomly sampled 100,000 examples from the C4 dataset (Raffel et al., 2023). For SFT, following the approach of Li et al. (2024), we fine-tuned using commonsense170k and then evaluated on six Commonsense Reasoning test sets: ARC-C, BoolQ, HellaSwag, OBQA, PIQA, and WinoGrande, taking the average of the results. We summarize the key observations below:

We use two stages of tasks for expert fine-tuning, Language Modeling (LM) to restore the model’s language modeling capability and Supervised Fine-Tuning (SFT) to guide the model in understanding specific natural language tasks.

❶ We found that directly performing SFT on the CD-MoE model led to unstable results.

❷ However, after applying Language Modeling (LM) followed by SFT, the CD-MoE (E2+6) configuration demonstrated significant superiority over other variants. We attribute this substantial enhancement to the fact that LM+SFT can more effectively activate the knowledge contained in the additional experts.

#### 4.4 Experiments Analysis

**Expert selection methods** where the selection of layers is done using greedy search. We mainly compare the baseline using statistical values:

- *Random*: Randomly select  $K$  experts.

- $L_1$ : Calculate the sum of the  $L_1$  norms of each expert’s parameters, sort them, and select the  $K$  experts with the lowest  $L_1$  norms.

- *PLAlpha\_Hill*: Heavy-Tailed Self-Regularization (HTSR) theory (Martin & Mahoney, 2019; 2020; 2021) posits that during the training process of deep neural networks, the spectral density of weight matrices transitions from a normal (light-tailed) distribution to a heavy-tailed distribution. Layers that undergo more extensive training iterations tend to exhibit a more pronounced heavy-tailed structure in their Empirical Spectral Density (ESD), *i.e.*, the distribution of eigenvalues, indicating a higher level of complexity and abstraction in learned features. Following Zhou et al. (2024), we employ the *PLAlpha\_Hill* metric to quantify the extent of heavy-tailedness in the  $\ell^{\text{th}}$  layer’s ESD, based on the Hill estimator (Hill, 1975; Xiao et al., 2023):

$$\text{PLAlpha\_Hill}_\ell = 1 + \frac{k}{\sum_{i=1}^k \ln \left( \frac{\lambda_{n-i+1}^\ell}{\lambda_{n-k}^\ell} \right)}, \quad (4)$$

where  $\{\lambda_i^\ell\}_{i=1}^n$  denote the eigenvalues of the weight matrix sorted in ascending order, and  $k$  is a tunable parameter selected via the Fix-Finger method (Yang et al., 2023) such that  $\lambda_{\min}$  aligns with the peak of the ESD. A lower *PLAlpha\_Hill* value indicates a more heavy-tailed layer, which suggests this expert is less likely to be pruned.

It is worth mentioning that we also experimented with selecting experts with the highest  $L_1$  norms, but the results were far inferior to those of the lowest norms, which we attribute

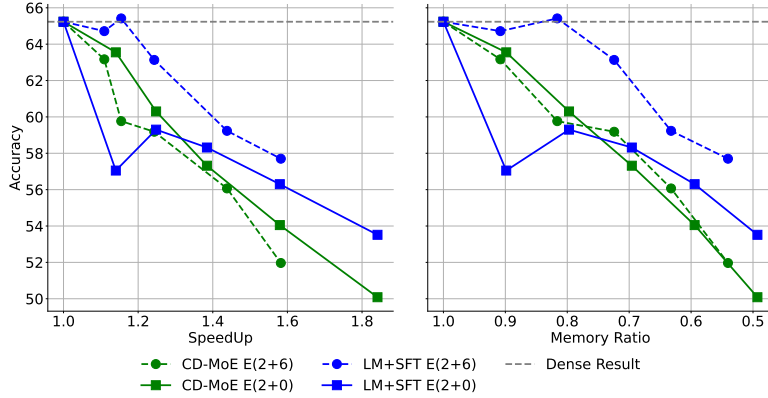


Figure 3. CD-MoE on finetuning. Left: Average accuracy with varying SpeedUp. Right: Average accuracy with varying Memory Ratio. The Gray dotted line is the dense model result. CD-MoE and LM+SFT represent condensed and supervision fine-tuned models, respectively. E(2+0) represents 2 shared experts and no routing experts, and E(2+6) represents 2 shared with 6 routing experts.

to the fact that a lower  $L_1$  norm indicates better convergence of the expert’s parameters. From table 2, we found that the experts selected using statistical metrics did not perform significantly better than those chosen at random. Experts selected through greedy search are able to maintain the output of layers as close as possible to that before condensation, thereby preserving the model’s capability. We evaluated the computational speed of the *DeepSeekMoE-16B* model using C4 calibration data with a maximum length of 512, based on an 80G A100 GPU, selecting a maximum of 6 route experts per layer. The computation speed stabilizes when the batch size exceeds 256, with a total time cost of 3.75 hours, averaging 7.5 minutes per layer. Compared to the approach of Lu et al. (2024), which enumerates all possible combinations of experts, this significantly optimizes time costs.

Table 2. Comparison of expert selection methods.  $L_n$  indicates condensing  $n$  layers and the values are the average accuracy on eight test datasets.

Methods	$L_3$	$L_6$	$L_9$	$L_{12}$	$L_{15}$
Random	56.1	54.6	52.7	50.1	46.8
PLAlphaHill	57.9	56.8	52.5	50.3	47.3
L1	58.2	56.5	53.2	50.4	47.5
Greedy Search	<b>59.5</b>	<b>56.5</b>	<b>55.5</b>	<b>52.8</b>	<b>49.0</b>

**Layer selection methods.** We compare the proposed *greedy search layer* method with two baselines:

- *Local Layer Comparison:* For each layer, we compute the  $JS$  distance between its outputs before and after condensation. By ranking the layers based on these distances, we select the one exhibiting the minimal divergence, thus identifying the layer least affected by

Table 3. Comparison of layer selection methods.  $L_n$  indicates condensing  $n$  layers and the values are the average accuracy on eight test datasets.

Methods	$L_6$	$L_9$	$L_{12}$	$L_{15}$
Local layer comparison	45.5	44.2	42.8	42.2
Global layer comparison	55.7	53.1	48.8	45.9
Greedy search	56.5	<b>55.5</b>	<b>52.8</b>	<b>49.0</b>

Table 4. Comparison of metrics.  $L_n$  indicates condensing  $n$  layers and the values are the average accuracy on eight test datasets.

Metrics	$L_3$	$L_6$	$L_9$	$L_{12}$	$L_{15}$
PPL	59.4	<b>58.7</b>	55.4	50.9	47.2
KL divergence	<b>59.9</b>	57.1	54.7	52.2	48.5
JS distance	59.5	56.5	<b>55.5</b>	<b>52.8</b>	<b>49.0</b>

condensation.

- *Global Layer Comparison:* For each layer, we compute the  $JS$  distance between the model’s final outputs before and after condensation, with condensation applied at the respective layer. The layers are then sorted according to these distances, and the one minimizing the  $JS$  distance is selected, indicating the layer whose condensation minimally impacts the overall model output.

We report the results at Table 3. Six routing experts are selected in each condensed layer. Notably, *Greedy search* consistently outperforms other baselines, demonstrating its effectiveness in selecting a set of layers that results in minimal changes to the model’s output. Moreover, it exhibits lower computational complexity compared to methods that exhaustively enumerate all possible layer combinations. We

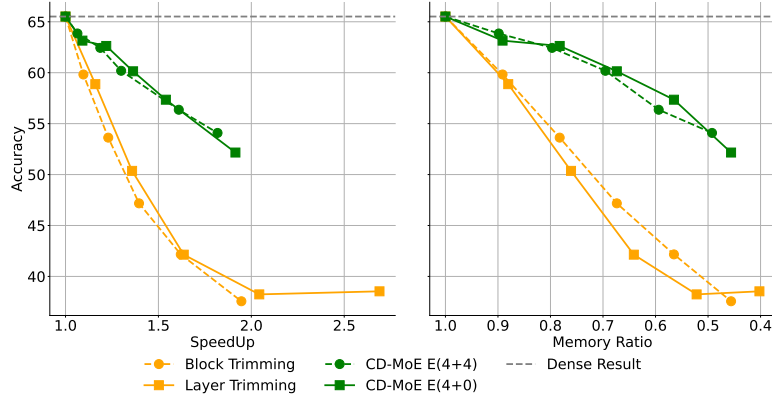


Figure 4. CD-MoE compared with Baseline on *Qwen1.5-MoE-A2.7B*. Left: Average accuracy with varying SpeedUp against the dense model. Right: Average accuracy with varying Memory Ratio against the dense model. The Gray dotted line is the dense model result. E(4+0) represents 4 shared experts with 4 routing experts, and E(4+4) represents 4 shared experts with 4 routing experts.

evaluated the computational speed of *Greedy search* on the *DeepSeekMoE-16B* model using C4 calibration data with a maximum sequence length of 512, implemented on an 80GB A100 GPU, selecting up to 15 out of 27 layers. The computation speed stabilizes when the batch size exceeds 256, resulting in a total time cost of 0.15 hours.

We also compared different metrics during the *greedy search* layer phase, with baselines as follows:

- *Perplexity (PPL)*: We compute the perplexity for each calibration datum and average these values, selecting the set of layers that results in the minimal average PPL difference between the condensed model and the original model.
- *KL Divergence*: We select the set of layers that minimizes the KL divergence between the outputs of the condensed model and the original model.

The results are presented in Table 4. Although these two metrics exhibit slightly better performance when the number of condensed layers is low, as the number of condensed layers increases, the layer set selected based on *JS* distance more effectively maintains the model’s quality.

**Other MoE structures.** To further contextualize our approach CD-MoE, we examine with *Qwen1.5-MoE-A2.7B*: It activates 4 shared experts and 4 routing experts selected from a pool of 60 routing experts in each layer. Table 5 summarizes and compares the expert configurations of *DeepSeekMoE-16B* and *Qwen1.5-MoE-A2.7B*.

In our experimental setup, we continue to employ *Block Trimming* and *Layer Trimming* as baseline methods for comparison. To ensure a fair and rigorous evaluation, we prune the same number of layers across all methods and utilize

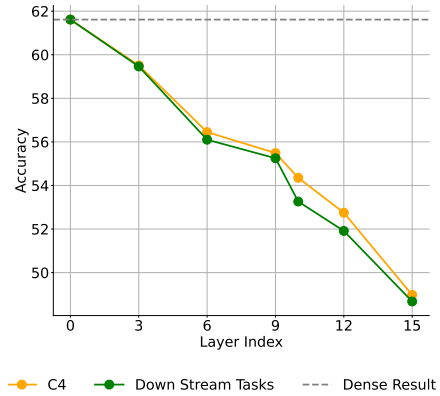


Figure 5. Calibration data analysis. We compare the model performance between using C4 and downstream task data as calibration data across different layer pruning indexes. The number of experts is set to 2 shared experts and 6 routing experts.

both the memory usage ratio and inference speedup ratio as key variables to assess performance trade-offs. The comprehensive results are presented in Figure 4, which illustrates the comparative effectiveness of each approach. Notably, regardless of whether the memory usage ratio or the inference speedup ratio is used as the variable, our proposed CD-MoE method consistently and significantly outperforms the baseline methods. This consistent superiority underscores the efficacy of CD-MoE in optimizing model performance while simultaneously reducing computational resource requirements.

**The impact of calibration data.** Calibration data plays a pivotal role in existing pruning approaches for large language models, with the C4 dataset commonly serving as the benchmark. In our study, we aim to ensure that the perfor-



Table 5. Comparison of expert setting in different MoE models.

Model	DeepSeekMoE-16B	Qwen1.5-MoE-A2.7B
Number of Experts	66	64
Number of Activated Experts	6	8
Ratio of Activated Experts	9.1%	12.5%
Number of Shared Experts	2	4
Ratio of Shared Experts in Activated Experts	33.3%	50%

mance of the condensed model aligns closely with specific task requirements. To this end, we experiment by utilizing questions extracted from multiple test sets as calibration data, thereby tailoring the language modeling capabilities of the condensed model to the tasks at hand. Specifically, we sampled 20 questions from each of eight distinct test sets, resulting in a total of 200 questions.

As demonstrated in Figure 5, it is noteworthy that across varying numbers of condensed layers, the C4 data consistently achieves superior performance compared to the downstream tasks data. This suggests that the diversity and comprehensiveness of the C4 dataset provide a more robust foundation for calibrating the condensed model. Consequently, we adopt C4 as the calibration data in all experiments. This finding is consistent with the work by (Bandari et al., 2024), where they perform unstructured pruning of LLM parameters, while we focus on layer condensation.

## 5 CONCLUSION

In this paper, we have introduced a novel approach for condensing Mixture-of-Experts (MoE) models, which we denote as CD-MoE. Our method strategically eliminates the token routing mechanism and prunes the majority of less important experts by employing a greedy search algorithm. This allows all tokens to activate only the most essential expert within each layer, resulting in a simplified model architecture that maintains performance levels comparable to the original while substantially reducing memory usage and enhancing inference speed. Through extensive experiments, we have demonstrated that expert fine-tuning can significantly boost the pruned model’s performance on specific downstream tasks, underscoring the practical efficacy of our approach. To be specific, for the *DeepSeekMoE-16B* model, our approach preserves nearly **90%** of the original model’s accuracy, while reducing memory consumption by **30%** and improving inference speed by **30%**. While our approach delivers good results on fine-grained MoE with shared experts, its efficacy does not fold for traditional MoE like Mistral 8x7B as no shared experts are presented. Looking ahead, we plan to extend our method to such traditional MoE to further validate the scalability and effectiveness of CD-MoE. Additionally, it is worth investigating how our

method can be seamlessly integrated with other model compression techniques, such as quantization, and distillation, to achieve even greater efficiency gains.

## REFERENCES

- Bandari, A., Yin, L., Hsieh, C.-Y., Jaiswal, A. K., Chen, T., Shen, L., Krishna, R., and Liu, S. Is c4 dataset optimal for pruning? an investigation of calibration data for llm pruning. *arXiv preprint arXiv:2410.07461*, 2024.
- Bisk, Y., Zellers, R., Bras, R. L., Gao, J., and Choi, Y. Piqa: Reasoning about physical commonsense in natural language, 2019. URL <https://arxiv.org/abs/1911.11641>.
- Brown, T. B. Language models are few-shot learners. *arXiv preprint arXiv:2005.14165*, 2020.
- Chi, Z., Dong, L., Huang, S., Dai, D., Ma, S., Patra, B., Singhal, S., Bajaj, P., Song, X., Mao, X.-L., Huang, H., and Wei, F. On the representation collapse of sparse mixture of experts, 2022. URL <https://arxiv.org/abs/2204.09179>.
- Clark, C., Lee, K., Chang, M.-W., Kwiatkowski, T., Collins, M., and Toutanova, K. Boolq: Exploring the surprising difficulty of natural yes/no questions, 2019a. URL <https://arxiv.org/abs/1905.10044>.
- Clark, K., Khandelwal, U., Levy, O., and Manning, C. D. What does bert look at? an analysis of bert’s attention, 2019b. URL <https://arxiv.org/abs/1906.04341>.
- Clark, P., Cowhey, I., Etzioni, O., Khot, T., Sabharwal, A., Schoenick, C., and Tafford, O. Think you have solved question answering? try arc, the ai2 reasoning challenge, 2018. URL <https://arxiv.org/abs/1803.05457>.
- Dagan, I., Glickman, O., and Magnini, B. The pascal recognizing textual entailment challenge. In *Proceedings of the PASCAL Challenges Workshop on Recognizing Textual Entailment*, 2005.

- 
- Dai, D., Deng, C., Zhao, C., Xu, R. X., Gao, H., Chen, D., Li, J., Zeng, W., Yu, X., Wu, Y., Xie, Z., Li, Y. K., Huang, P., Luo, F., Ruan, C., Sui, Z., and Liang, W. Deepseekmoe: Towards ultimate expert specialization in mixture-of-experts language models. *CoRR*, abs/2401.06066, 2024. URL <https://arxiv.org/abs/2401.06066>.
- Evci, U., Gale, T., Menick, J., Castro, P. S., and Elsen, E. Rigging the lottery: Making all tickets winners, 2021. URL <https://arxiv.org/abs/1911.11134>.
- Fedus, W., Zoph, B., and Shazeer, N. Switch transformers: Scaling to trillion parameter models with simple and efficient sparsity, 2022. URL <https://arxiv.org/abs/2101.03961>.
- Frantar, E. and Alistarh, D. Sparsegpt: Massive language models can be accurately pruned in one-shot, 2023. URL <https://arxiv.org/abs/2301.00774>.
- Gao, L., Tow, J., Abbasi, B., Biderman, S., Black, S., DiPofi, A., Foster, C., Golding, L., Hsu, J., Le Noac’h, A., Li, H., McDonell, K., Muennighoff, N., Ociepa, C., Phang, J., Reynolds, L., Schoelkopf, H., Skowron, A., Sutawika, L., Tang, E., Thite, A., Wang, B., Wang, K., and Zou, A. A framework for few-shot language model evaluation, 07 2024. URL <https://zenodo.org/records/12608602>.
- He, S., Dong, D., Ding, L., and Li, A. Demystifying the compression of mixture-of-experts through a unified framework, 2024. URL <https://arxiv.org/abs/2406.02500>.
- Hendrycks, D., Burns, C., Basart, S., Zou, A., Mazeika, M., Song, D., and Steinhardt, J. Measuring massive multitask language understanding, 2021. URL <https://arxiv.org/abs/2009.03300>.
- Hill, B. M. A simple general approach to inference about the tail of a distribution. *The annals of statistics*, pp. 1163–1174, 1975.
- Jiang, A. Q., Sablayrolles, A., Roux, A., Mensch, A., Savary, B., Bamford, C., Chaplot, D. S., Casas, D. d. l., Hanna, E. B., Bressand, F., et al. Mixtral of experts. *arXiv preprint arXiv:2401.04088*, 2024a.
- Jiang, A. Q., Sablayrolles, A., Roux, A., Mensch, A., Savary, B., Bamford, C., Chaplot, D. S., de las Casas, D., Hanna, E. B., Bressand, F., Lengyel, G., Bour, G., Lample, G., Lavaud, L. R., Saulnier, L., Lachaux, M.-A., Stock, P., Subramanian, S., Yang, S., Antoniak, S., Scao, T. L., Gervet, T., Lavril, T., Wang, T., Lacroix, T., and Sayed, W. E. Mixtral of experts, 2024b. URL <https://arxiv.org/abs/2401.04088>.
- Li, P., Yin, L., Gao, X., and Liu, S. Owlcore: Outlier-weighted layerwise sampled low-rank projection for memory-efficient llm fine-tuning, 2024. URL <https://arxiv.org/abs/2405.18380>.
- Liu, S., Yin, L., Mocanu, D. C., and Pechenizkiy, M. Do we actually need dense over-parameterization? in-time over-parameterization in sparse training, 2021. URL <https://arxiv.org/abs/2102.02887>.
- Lu, X., Liu, Q., Xu, Y., Zhou, A., Huang, S., Zhang, B., Yan, J., and Li, H. Not all experts are equal: Efficient expert pruning and skipping for mixture-of-experts large language models, 2024. URL <https://arxiv.org/abs/2402.14800>.
- Martin, C. H. and Mahoney, M. W. Traditional and heavy-tailed self regularization in neural network models. *arXiv preprint arXiv:1901.08276*, 2019.
- Martin, C. H. and Mahoney, M. W. Heavy-tailed universality predicts trends in test accuracies for very large pre-trained deep neural networks. In *Proceedings of the 2020 SIAM International Conference on Data Mining*, pp. 505–513. SIAM, 2020.
- Martin, C. H. and Mahoney, M. W. Implicit self-regularization in deep neural networks: Evidence from random matrix theory and implications for learning. *Journal of Machine Learning Research*, 22(165):1–73, 2021.
- Mihaylov, T., Clark, P., Khot, T., and Sabharwal, A. Can a suit of armor conduct electricity? a new dataset for open book question answering. In Riloff, E., Chiang, D., Hockenmaier, J., and Tsujii, J. (eds.), *Proceedings of the 2018 Conference on Empirical Methods in Natural Language Processing*, pp. 2381–2391, Brussels, Belgium, October–November 2018. Association for Computational Linguistics. doi: 10.18653/v1/D18-1260. URL <https://aclanthology.org/D18-1260>.
- Mishra, A., Latorre, J. A., Pool, J., Stosic, D., Stosic, D., Venkatesh, G., Yu, C., and Micikevicius, P. Accelerating sparse deep neural networks, 2021. URL <https://arxiv.org/abs/2104.08378>.
- Mocanu, D. C., Mocanu, E., Stone, P., Nguyen, P. H., Gibescu, M., and Liotta, A. Scalable training of artificial neural networks with adaptive sparse connectivity inspired by network science. *Nature Communications*, 9(1), June 2018. ISSN 2041-1723. doi: 10.1038/s41467-018-04316-3. URL <http://dx.doi.org/10.1038/s41467-018-04316-3>.

- 
- Muzio, A., Sun, A., and He, C. Seer-moe: Sparse expert efficiency through regularization for mixture-of-experts, 2024. URL <https://arxiv.org/abs/2404.05089>.
- Raffel, C., Shazeer, N., Roberts, A., Lee, K., Narang, S., Matena, M., Zhou, Y., Li, W., and Liu, P. J. Exploring the limits of transfer learning with a unified text-to-text transformer, 2023. URL <https://arxiv.org/abs/1910.10683>.
- Sakaguchi, K., Bras, R. L., Bhagavatula, C., and Choi, Y. Winogrande: An adversarial winograd schema challenge at scale, 2019. URL <https://arxiv.org/abs/1907.10641>.
- Sanh, V., Wolf, T., and Rush, A. Movement pruning: Adaptive sparsity by fine-tuning. *Advances in neural information processing systems*, 33:20378–20389, 2020.
- Shazeer, N., Mirhoseini, A., Maziarz, K., Davis, A., Le, Q., Hinton, G., and Dean, J. Outrageously large neural networks: The sparsely-gated mixture-of-experts layer, 2017. URL <https://arxiv.org/abs/1701.06538>.
- Shi, E., Wang, Y., Zhang, H., Du, L., Han, S., Zhang, D., and Sun, H. Towards efficient fine-tuning of pre-trained code models: An experimental study and beyond, 2023. URL <https://arxiv.org/abs/2304.05216>.
- Sun, M., Liu, Z., Bair, A., and Kolter, J. Z. A simple and effective pruning approach for large language models, 2024. URL <https://arxiv.org/abs/2306.11695>.
- Team, G., Reid, M., Savinov, N., Teplyashin, D., Dmitry, L., Lillicrap, T., Alayrac, J., Soricut, R., Lazaridou, A., Firat, O., et al. Gemini 1.5: Unlocking multimodal understanding across millions of tokens of context. in *arxiv [cs. cl]*. arxiv, 2024.
- Team, Q. Qwen1.5-moe: Matching 7b model performance with 1/3 activated parameters”, February 2024. URL <https://qwenlm.github.io/blog/qwen-moe/>.
- Touvron, H., Lavril, T., Izacard, G., Martinet, X., Lachaux, M.-A., Lacroix, T., Rozière, B., Goyal, N., Hambro, E., Azhar, F., Rodriguez, A., Joulin, A., Grave, E., and Lample, G. Llama: Open and efficient foundation language models, 2023a. URL <https://arxiv.org/abs/2302.13971>.
- Touvron, H., Martin, L., Stone, K., Albert, P., Almahairi, A., Babaei, Y., Bashlykov, N., Batra, S., Bhargava, P., Bhosale, S., et al. Llama 2: Open foundation and fine-tuned chat models. *arXiv preprint arXiv:2307.09288*, 2023b.
- Xiao, X., Li, Z., Xie, C., and Zhou, F. Heavy-tailed regularization of weight matrices in deep neural networks. In *International Conference on Artificial Neural Networks*, pp. 236–247. Springer, 2023.
- Yang, Y., Theisen, R., Hodgkinson, L., Gonzalez, J. E., Ramchandran, K., Martin, C. H., and Mahoney, M. W. Test accuracy vs. generalization gap: Model selection in nlp without accessing training or testing data. In *Proceedings of the 29th ACM SIGKDD Conference on Knowledge Discovery and Data Mining*, pp. 3011–3021, 2023.
- Yin, L., Wu, Y., Zhang, Z., Hsieh, C.-Y., Wang, Y., Jia, Y., Li, G., Jaiswal, A., Pechenizkiy, M., Liang, Y., Bendersky, M., Wang, Z., and Liu, S. Outlier weighed layerwise sparsity (owl): A missing secret sauce for pruning llms to high sparsity, 2024. URL <https://arxiv.org/abs/2310.05175>.
- Zellers, R., Holtzman, A., Bisk, Y., Farhadi, A., and Choi, Y. Hellaswag: Can a machine really finish your sentence?, 2019. URL <https://arxiv.org/abs/1905.07830>.
- Zhang, Y., Li, Y., Wang, X., Shen, Q., Plank, B., Bischl, B., Rezaei, M., and Kawaguchi, K. Finercut: Finer-grained interpretable layer pruning for large language models, 2024a. URL <https://arxiv.org/abs/2405.18218>.
- Zhang, Y., Zhao, L., Lin, M., Sun, Y., Yao, Y., Han, X., Tanner, J., Liu, S., and Ji, R. Dynamic sparse no training: Training-free fine-tuning for sparse llms, 2024b. URL <https://arxiv.org/abs/2310.08915>.
- Zhou, Y., Pang, T., Liu, K., Mahoney, M. W., Yang, Y., et al. Temperature balancing, layer-wise weight analysis, and neural network training. *Advances in Neural Information Processing Systems*, 36, 2024.