

Do Automatic Factuality Metrics Measure Factuality? A Critical Evaluation

Sanjana Ramprasad

Northeastern University

ramprasad.sa@northeastern.edu

Byron C. Wallace

Northeastern University

b.wallace@northeastern.edu

Abstract

Modern LLMs can now produce highly readable abstractive summaries, to the point where traditional automated metrics for evaluating summary quality, such as ROUGE, have become saturated. However, LLMs still sometimes introduce unwanted content into summaries, i.e., information inconsistent with or unsupported by their source. Measuring the occurrence of these often subtle “hallucinations” automatically has proved to be challenging. This in turn has motivated development of a variety of metrics intended to measure the factual consistency of generated summaries against their source. But are these approaches measuring what they purport to do? In this work, we stress-test automatic factuality metrics. Specifically, we investigate whether and to what degree superficial attributes of summary texts suffice to predict “factuality”, finding that a (supervised) model using only such shallow features is reasonably competitive with SOTA factuality scoring methods. We then evaluate how factuality metrics respond to factual corrections in inconsistent summaries and find that only a few show meaningful improvements. In contrast, some metrics are more sensitive to benign, non-factual edits. Motivated by these insights, we show that one can “game” (most) automatic factuality metrics, i.e., reliably inflate “factuality” scores by appending innocuous sentences to generated summaries. Taken together, our results raise questions about the degree to which we should rely on existing automated factuality metrics and what exactly we want “factuality metrics” to measure.

1 Introduction

LLMs are generally strong abstractive summarizers (Goyal et al., 2022; Zhang et al., 2024). Still, they are not infallible. Even the largest, most capable models sometimes introduce subtle “hallucinations” (or “confabulations”) into summaries that

are unsupported by or in contradiction to the corresponding input document (Zhang et al., 2024; Tang et al., 2024b; Ramprasad et al., 2024b). Such behaviour is especially problematic in domains such as medicine or law, where inaccurate information could translate into meaningfully negative consequences for individuals.

However, manually evaluating model outputs’ faithfulness with respect to their source is expensive, time-consuming, and impractical to scale. This has motivated the development of automated methods that score generated summaries for faithfulness with respect to reference documents. Such metrics have been operationalized using a range of underlying techniques, including entailment (Laban et al., 2022; Scirè et al., 2024), QA models (Scialom et al., 2021; Fabbri et al., 2021b), specialized models explicitly trained to score source-summary pairs (Zhong et al., 2022; Zha et al., 2023; Tang et al., 2024a), and more recently, prompt-based methods that rely on LLM calls (Luo et al., 2023; Wang et al., 2023a).

Most of these metrics have been evaluated against human benchmark assessments (binary labels or Likert scores) of factual consistency (Maynez et al., 2020; Fabbri et al., 2021a; Laban et al., 2022; Honovich et al., 2022; Wang et al., 2022; Gao et al., 2023; Tang et al., 2024a). These assessments have established that automated factuality metrics correlate with human evaluations to varying degrees. But are such approaches actually attuned to subtle question of factual consistency between inputs and outputs, or are they merely relying on shallow heuristic signals—such as lexical overlap, entity repetition, or the presence of specific phrases—to make their judgments? For instance, Kamoi et al. (2023b) assessed the reliability of QA-based metrics and found that while they can predict summary-level factuality, they fail to identify correct error spans, and are outperformed by simple exact match baselines.

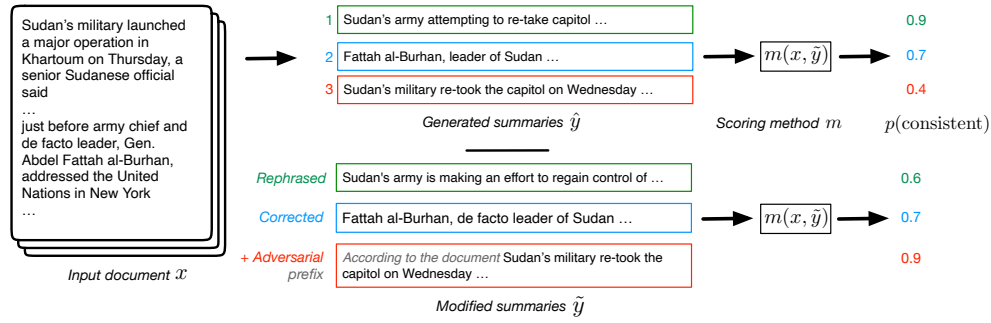


Figure 0.1: Many methods have been proposed to automatically evaluate the faithfulness (or factual consistency) of summaries with respect to inputs. In this work we critically evaluate such approaches, e.g., by measuring their sensitivity to various manipulations, as shown here.

If metrics do rely on shallow heuristic patterns, this raises serious concerns about the reliability of these metrics, making them vulnerable to “gaming”, where summaries or claims can be crafted to exploit heuristic shortcuts and artificially inflate scores without genuinely improving factual accuracy.

In this work, we stress test a diverse set of SOTA factual consistency metrics on context-summary pairs that yield continuous factual consistency scores. Our analyses offer the following empirical results as our main contributions.

Superficial attributes of text predict “factuality” nearly as well as complex SOTA metrics when supervised. We define a small set of straightforward heuristic predictors (e.g. lexical overlap, conciseness, word novelty etc.) By themselves, such features do not directly imply factual consistency (or a lack thereof). But we find that fine-tuning a simple MLP defined over these features typically yields performance competitive with (often complex) SOTA factual consistency metrics. This suggests that it is at least possible that existing metrics rely (merely) on superficial cues which correlate with consistency, rather than making a nuanced assessment of accuracy.

Factuality metrics are somewhat responsive to factual corrections, but also often sensitive to irrelevant (benign) modifications to summaries. We use a previously released dataset (Krishna et al., 2024) comprising a small set of summaries labelled as being inconsistent with the corresponding input, paired with minimally edited versions that fix these inconsistencies. We use this set to assess whether factuality metrics are responsive to these edits, i.e., whether the scores they assign to the faithful versions of summaries are higher than the original in-

consistent versions. We find that most metrics are at least somewhat responsive in this way. However, we also consider the complement of this experiment: We modify summaries in ways that should *not* affect factual consistency (e.g., paraphrasing texts) and measure changes in factuality scores assigned. Metrics would ideally be invariant to such benign perturbations, but we find that they are, on average, sensitive to them. In fact, some metrics exhibit greater responsiveness to benign changes in inaccurate summaries than to actual factual corrections, raising concerns about their reliability in distinguishing genuine improvements from inconsequential edits.

(Some) factual consistency metrics are gameable. The preceding findings suggest that factuality metrics rely at least partially on superficial cues that do not directly reflect factual consistency. In turn, this suggests that we should be able to “game” them by inserting cues to systematically inflate scores assigned to model outputs. Indeed, we find that superfluous innocuous phrases used standalone or with summaries induce higher factuality scores. For many fine-tuned metrics, these artificial boosts from “gamed” summaries exceed the gains achieved from summaries generated by more factual models, exposing a critical vulnerability.

While previous efforts have meta-evaluated factuality metrics (Gabriel et al., 2021; Chen et al., 2021a), these approaches primarily focus on inducing errors to assess metrics’ sensitivity to specific error types or their general detection capabilities. In contrast, our work examines the degree to which factuality metrics respond to factual changes compared to unrelated textual attributes or artifacts, shedding light on their susceptibility to spurious correlations and non-factual influences.

2 Experimental Setup

2.1 Benchmark Datasets

Automatic factuality metrics for summarization have been evaluated using various benchmarks, predominantly based on news sources (Hermann et al., 2015; Narayan et al., 2018). The AggreFact dataset (Tang et al., 2022) consolidates several benchmarks on fine-tuned model-generated summaries from such sources (Maynez et al., 2020; Wang et al., 2020; Pagnoni et al., 2021; Fabbri et al., 2021a; Honovich et al., 2022; Laban et al., 2022). Similarly, datasets like FacEval (Wang et al., 2022) and ReferenceMatters (Gao et al., 2023) benchmark dialogue summarization of fine-tuned models on sources from SAMSum (Gliwa et al., 2019a) and DialogSum (Chen et al., 2021b).

However, these datasets primarily focus on summaries generated by fine-tuned models that predate modern LLMs, which have demonstrated superior zero-shot summarization capabilities (Goyal et al., 2022). As a result, the performance of factuality metrics on these benchmarks may not accurately reflect their effectiveness on outputs from SOTA LLMs, which are prone to different types of errors (Tang et al., 2022). To bridge this gap, Tang et al. (2024a) introduced the LLM-AggreFact dataset, which includes factuality labels for summaries generated by recent LLMs across a variety of domains, including Wikipedia, interviews, news, dialogues, science, and healthcare. Similarly, Krishna et al. (2024) released the GenAudit dataset with factuality annotations for LLM summaries in news, Reddit, and clinical settings, while Ramprasad et al. (2024a) focus on LLM generated dialogue summaries in the LLM-dialogue dataset.

For our analysis we use all of the above benchmarks to capture a wide range of error types. For fine-tuned model summaries, we use AggreFact for news and FacEval for dialogues. For LLM-generated summaries, we rely on LLM-AggreFact, GenAudit, and LLM-dialogue across varied domains. We note that each benchmark consolidates multiple datasets and to ensure clean separation of distributions, we avoid overlapping *datasets* between our test and development splits. We achieve this by randomly selecting datasets from each benchmark for the development set (we include only the dev split), while the remaining datasets are reserved for testing (using their respective test split). Given its smaller size, the GenAudit dataset is included exclusively in the test set. A detailed

Metric	Category
QuestEval (Scialom et al., 2021)	QA
SummaC-Conv (Laban et al., 2022)	NLI
UniEval (Zhong et al., 2022)	specialized model
AlignScore (Zha et al., 2023)	specialized model
MiniCheck (Tang et al., 2024a)	specialized model
ChatGPT-DA (Wang et al., 2023a)	Prompt / LLM

Table 1: Metrics categorized by approach and analyzed

breakdown of the dev and test splits is provided in Appendix A.1.

2.2 Automatic Factuality Metrics for Summarization

We group SOTA factuality metrics into four broad methodological categories. This includes metrics based on: Question Answering (QA), Natural Language Inference (NLI), fine-tuned (specialized) models and LLM prompting methods; see Table 1.

For QA-based metrics we use QuestEval (Scialom et al., 2021). As an NLI-based metric we use SummaC-Conv (Laban et al., 2022). We use three specialized models for evaluation: UniEval, AlignScore and MiniCheck. UniEval (Zhong et al., 2022) reframes NLG evaluation as a Boolean QA task and uses T5 (Raffel et al., 2020) to score different dimensions. AlignScore (Zha et al., 2023) evaluates summaries by combining an alignment function—a RoBERTa model (Liu, 2019) fine-tuned on diverse tasks—with a splitting and aggregation strategy. MiniCheck (Tang et al., 2024a) uses a Flan-T5 model (Chung et al., 2022) fine-tuned on a synthetic dataset created by the authors.

We also use GPT-4 to score the factual consistency of summaries based on a direct assessment (DA) prompt template from Wang et al. (2023a).

2.3 Heuristic Indicators of “Factuality”

The methods for automatically scoring summary factuality reviewed above often rely on complex models, such as QA or NLI-based approaches, or specialized models. Could simpler heuristics provide comparable signal? Here we explore a set of simple features for predicting “faithfulness” to evaluate if they are sufficient for this task.

One of the simplest features we use is lexical overlap between a summary and its source. We measure this using *ROUGE-2* F1 which matches word pairs or bigrams between the summary and the source.

We also include *entity overlap*, i.e., the propor-

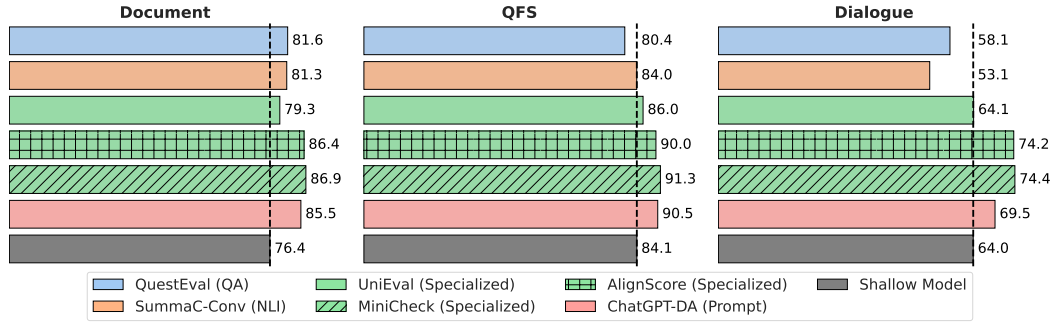


Figure 2.1: We train a simple MLP (bottom bar) over only superficial indicators of consistency (e.g., word overlap). This realizes performance comparable to SOTA consistency metrics for in most cases. This model is supervised, but we train and test on disjoint datasets. Our results raise questions about how much inference is necessary to assess consistency on these benchmark corpora, given what superficial predictors reveal.

tion of entities in the summary that are present in the corresponding source text.

Another predictor we use is *semantic similarity*. Specifically, embed summary and source sentences via BERT (Devlin, 2018), then score each summary sentence based on which source sentence it is most similar to (using cosine similarity). We average all summary sentence scores to derive a final score.

We include *word* and *sentence novelty ratio* features, which measure the proportion of words and sentences in the summary that do not appear in the source, respectively.

Finally, we measure text conciseness by calculating a *conciseness ratio*, or the ratio of the length (number of words) of the source document to the length of the summary. This measures the extent to which a summary has condensed the original text.

3 Are Superficial Features Sufficient to Infer “Factuality”?

The degree to which a summary is faithful to the text it summarizes is a subtle question that demands understanding the content in both texts to determine if they are consistent. We would therefore expect that metrics capable of measuring factual consistency in general would need to capitalize on information beyond the superficial features of source and summary texts just discussed.

To assess if this is in fact the case we first evaluate the extent to which a model using superficial features alone can be trained to infer factuality. We train an MLP to predict (human) factuality labels as a function of shallow input features. We compare the results achieved—specifically, AUC scores—using this method to a suite of more sophisticated approaches that have been previously proposed.

The shallow model has been explicitly supervised. To replicate the scenario of metrics trained on different datasets, we ensure that our training set is entirely separate from the benchmark datasets in the test set; this makes the approach akin to the supervised, “specialized” models for measuring factual consistency considered.

We emphasize that the purpose of this exercise is not to propose a practical “new” approach to score summaries for factuality. Rather, our point here is to determine the extent to which existing metrics improve performance beyond what can be achieved using simple, superficial attributes of text.

Figure 2.1 summarizes our findings. Perhaps surprisingly, this shallow model is generally competitive with some previously proposed (complex) models. On document and query-focused summarization (QFS), the shallow model performs comparably to established QA/NLI metrics and the custom metric UniEval. In fact, it outperforms these metrics in the context of dialogue summarization evaluation. However, the shallow model trails Alignscore, MiniCheck, and the ChatGPT-DA metrics, suggesting that these may be more nuanced. Overall, our results establish that one can achieve performance that is at least generally competitive with SOTA factuality consistency metrics using *only* information captured by shallow features.¹

4 What do automatic factuality scores measure?

We next attempt to characterize what factuality metrics measure. First, we examine the correlations between shallow features and the scores produced

¹This does not imply that existing metrics *are* overly or exclusively relying on such cues, only that they *might*.

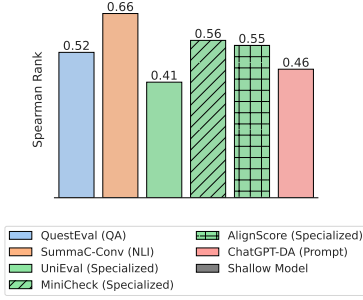


Figure 4.1: Spearman correlations between actual and predicted metric scores from an MLP model trained to replicate each metric using shallow features as inputs. Results show moderate-to-strong correlations, indicating potential reliance on superficial text attributes.

by these metrics (4.1). Then (4.2), we evaluate the sensitivity of the metrics to controlled changes in summary faithfulness, measuring how effectively they respond to corrections of factual inaccuracies. This allows us to assess their ability to detect and reflect improvements in factual consistency.

4.1 Predicting Automatic Factuality Measures with Shallow Features

We aim to evaluate the extent to which metrics rely on shallow features. To this end we first assess whether we can replicate the scores assigned to summaries by SOTA factuality consistency metrics using shallow predictors only.

To explore this, we again train an MLP model that takes these shallow features as inputs. However, instead of predicting factual inconsistency labels directly (as in the preceding section), we train the model to predict the corresponding *scores* assigned by the SOTA factuality metrics. In other words, we ask whether such metrics could, in principle, be a function solely of heuristic indicators. Figure 4.1 reports Spearman rank correlations between the predicted scores from the MLP and the metric scores on the test set.

These results show a moderate-to-strong correlation between the predicted scores of the MLP model, trained on shallow features, and the actual metric scores. Note, UniEval and ChatGPT exhibit the weakest correlation among the metrics. These correlations alone do not provide definitive evidence that the metrics necessarily over-rely on shallow indicators; however, they do suggest that such reliance *may* be a possibility. To try and establish a causal link (i.e., whether such metrics are *sensitive to* heuristic indicators rather than underlying changes in factual inconsistencies) we next perform

a series of controlled manipulations to summaries and measure their responsiveness to these.

4.2 Measuring Metric Sensitivities to Controlled Manipulations

Here we examine the sensitivity of automatic factuality metrics to factual corrections and benign modifications. We aim to clarify whether metrics are responsive to changes in factual consistency, and/or if they are unduly influenced by superficial adjustments with no bearing on factual consistency.

For this analysis, we focus on a subset of summaries manually labelled as inconsistent by human annotators. For each of these, we have a paired, *minimally edited* version that has been corrected for consistency. These inconsistent/corrected summary pairs were released with the Genaud i t dataset (Krishna et al., 2024). Using these, we can measure metric sensitivity to factual consistency (the actual quality of interest).

We are also interested in score variation that owes to superfluous factors. To this end, we prompt GPT-4 to create versions of summaries modified to vary in targeted ways that should be independent of factual consistency. For this we use several prompts requesting different transformations to summaries: Adding least relevant sentences from the source to extend summaries (added source text); Reducing vocabulary diversity (less diverse); Introducing negation words in a meaning-preserving way (negated); Paraphrasing; Shuffling sentence order (shuffled), and; Simplifying text (simplified) or replacing random words in the summary with a synonym (synonym replacement). We provide prompts for summary edits in Appendix C.1.

Ideally, automatic factuality metrics should show a positive score change for corrected summaries, reflecting improved factual consistency. Conversely, generated summary rewrites—which do not alter factual content—should exhibit minimal score changes. Any significant score differences in these rewrites likely indicate that the metric is sensitive to artifacts incidental to factual consistency.

Results We present our results in Figure 4.2. Specialized models MiniCheck and AlignScore, and prompt-based ChatGPT-DA show the strongest positive score shifts following factual corrections, as one would hope for: Corrected, more factual summaries are rated higher than inconsistent ones. SummaC-Conv and UniEval also show positive, albeit smaller, differences. QuestEval shows no

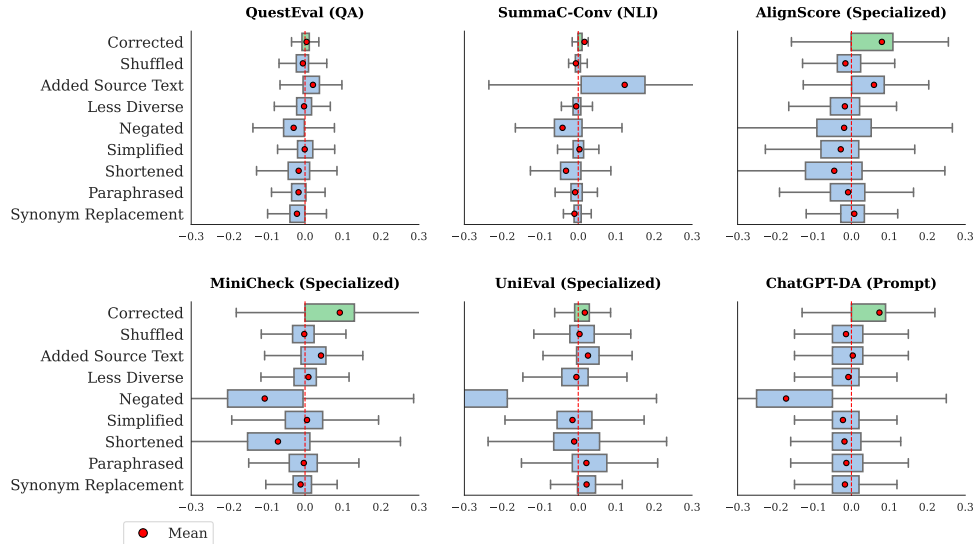


Figure 4.2: Score differences for each metric between the original summary and summaries edited for factual accuracy by humans (shown in green) and other benign edits (shown in blue).

change (on average) for corrected summaries.

Most metrics end up showing significant score increases when a random source sentence is inserted into an inconsistent summary—often surpassing or matching the gains from factual corrections.² QuestEval and SummaC-Conv exhibit the largest increases in this dimension, while AlignScore and UniEval show comparable improvements to corrected scores. In contrast, MiniCheck and ChatGPT-DA exhibit positive shifts but smaller than those observed for corrected summaries.

Another clear pattern emerges across all metrics, especially with MiniCheck, UniEval, and ChatGPT-DA show a decrease in scores when meaning-preserving negation terms are introduced. These negations—added through simple rephrasing *without changing the original meaning* (e.g., changing “The author mistakenly believed their ACT test was on a certain day” to “The author did not realize their ACT test was not on the day they thought”)—suggest that these models are particularly sensitive to negation.

SummaC and UniEval are more sensitive to benign modifications than to corrections. In contrast, AlignScore and MiniCheck exhibit greater sensitivity across a range of benign modifications. While ChatGPT is sensitive to negated sentences, it tends to be more robust to other types of modifications.

Taken together, these results demonstrate the

²Such a sentence will itself be “consistent”, but should probably not shift the overall consistency score upwards given that this does not *correct* any existing inconsistencies, as it strictly adds more content.

variability of factual consistency metrics with respect to spurious and meaningful edits to outputs. And given that at least some of the metrics appear to be responsive to inconsequential edits, our results imply that we might be able to *game* metrics, i.e., systematically inflate scores without attendant changes in factual consistency.³

5 Can we game factuality metrics?

Given the preceding observations—which suggest that superficial cues may influence automated factuality metrics, we turn to a practical question that would exploit this behavior: Are these metrics *gameable*? In other words, can we systematically manipulate summaries to induce higher factuality scores? If one can reliably do this, it may raise concerns about the use of these metrics for tasks like leaderboard rankings. Independent of practical considerations, establishing the gameability of factuality metrics would provide additional evidence that they may not be measuring what we think.

As a “gaming” strategy, we introduce innocuous phrases containing no factual content, testing their effect on metric scores as standalone inputs and as additions to existing summaries. These phrases, when appended, should not alter the factual accuracy of the summaries they accompany. Our goal

³One could argue that such manipulations—adversarial ones especially—result in “out of distribution” inputs, and so we should have no expectation of how models will perform. But usually factual consistency metrics are touted (implicitly) as measuring consistency between arbitrary document and summary candidate pairs.

Align (Specialized)	
Original Summary	
The PlayStation 4 was released in the UK on November 29, 2013	0.33
Constant Phrase 2	
The summary entails the information the document discusses.	0.93
Manipulated Summary	
The PlayStation 4 was released in the UK on November 29, 2013. The summary entails the information the document discusses.	0.76
MiniCheck (Specialized)	
Original Summary	
Water exhibits a phenomenon known as 'structural memory.'	0.005
Constant Phrase 1	
The document discusses	0.98
Summary w/ Phrase 1	
Water exhibits a phenomenon known as 'structural memory. The document discusses.	0.49

Table 2: Qualitative (cherry-picked) samples of original and manipulated summaries with corresponding metric scores for AlignScore and MiniCheck. For comprehensiveness, we report quantitative aggregated results in Figure 5.1, and we provide more examples in Appendix 7.

here is to assess whether such neutral modifications can nonetheless inflate factuality scores.

Strings for summary manipulation We attempt to identify a set of strings that artificially inflate metric scores. To do so, we first identify the top 20th percentile of summaries ranked by each factuality metric, reasoning that these high-scoring summaries may contain patterns that raise scores, independent of context. To this end, we compute TF-IDF scores for all bigrams in these summaries, identifying those disproportionately present in summaries deemed “factual” by each metric.

We select from these the top 100 bigrams, aggregating results across metrics. This set includes, e.g., “the document” and “document discusses”. We adopt the constant phrase “the document discusses” (**top** phrase) into all documents and observe whether metrics are responsive to this. We consider one additional phrase: such as “The summary entails information in the document.” (**assertion** phrase) which explicitly asserts factual consistency. The wording of this phrase varies slightly across metrics to align with their specific methods for evaluating factual consistency. The complete list of these phrases for each metric is provided in the Appendix D.1. Finally, we append both phrases to the corresponding summaries **summ (+top)** and **summ (+assertion)**.

Our goal here is to determine whether the appended text unduly influences metrics, potentially

resulting in inflated scores that do not accurately reflect the factual quality of the original content.

We report the average pairwise difference in metric scores between the gamed versions of summaries and their original versions when evaluated for consistency with the source. Examples of these manipulated summaries and their corresponding scores are provided in Table 2.

Results and Discussion

Metric sensitivity Figure 5.1 reports the effects of our gaming strategies on metric scores. Notably, the constant phrases boosts scores by >0.2 points (absolute) for NLI-based SummaC-Conv, as well as specialized models UniEval, AlignScore, and MiniCheck. This is surprising, as these phrases are not valid summaries and do not contain any factual content (note that top phrase is an incomplete sentence). Adding constant phrases as suffixes to summaries increased scores by 0.1–0.15 points; this is comparable to the gains realized following factual corrections, as reported in Section 4.2. In fact, SummaC-Conv shows no score increase for corrected summaries, suggesting an under-sensitivity to actual changes in factuality.

To further contextualize these numbers, we analyze metric score differences between summaries generated by larger models (e.g., GPT-4, Gemini) and smaller models (e.g., Llama-7B, Mistral-7B, Falcon-7B, BART). Larger models generally pro-

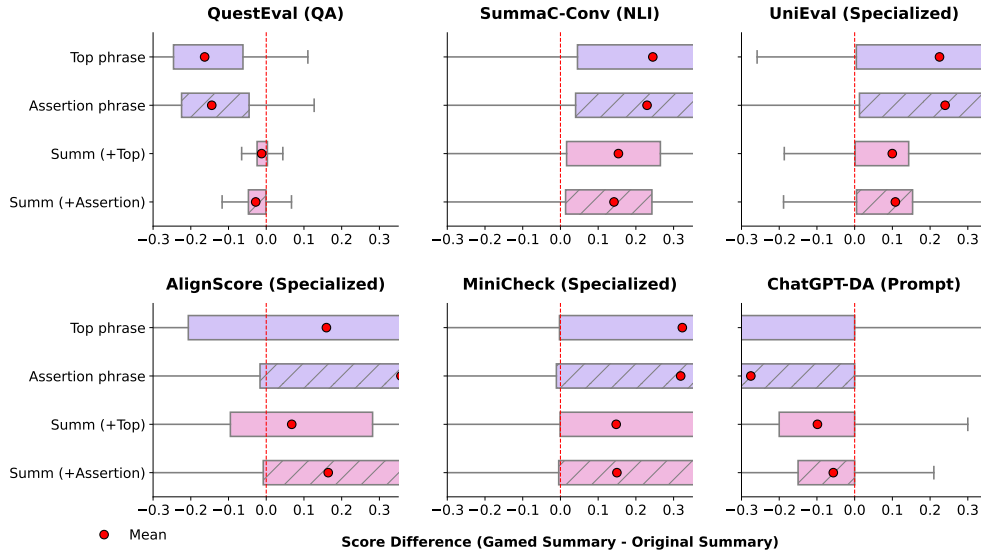


Figure 5.1: Pairwise score differences across summaries manipulated using four distinct strategies: Adding constant strings (**top phrase** and **assertion phrase**) and appending them to summaries (**summ + top**, and **summ + assertion**). The results reveal that NLI and bespoke model metrics are particularly vulnerable to gaming, with significant score inflation observed under these manipulations.

duce more consistent summaries (Tang et al., 2022; Goyal et al., 2022), providing a baseline for assessing gaming strategies. A natural question, then, is whether “gaming” achieves score improvements comparable to those that have resulted from advances in model size and complexity.

We analyze a subset of 115 document-summary pairs from GenAudit (Krishna et al., 2024) and Aggrefact-old (Tang et al., 2022), where model information is available. Our findings reveal that gaming with constant phrases leads to metric score improvements 3x to 8x greater than those achieved through genuine improvements in generated summaries, particularly for NLI and specialized metrics. For instance, gaming increases SummaC scores by nearly 0.2 points, while model improvements have minimal impact. Similarly, adding suffixes to summaries achieves gains comparable to those won with better summarization models. (Full results in Appendix D.1.)

QuestEval is mostly unaffected by these manipulations. ChatGPT-DA shows a negative trend: Scores drop when summaries are “gamed”. Further analysis suggests that the QA-based metric generates questions based on innocuous phrases and entity repetitions that introduce noise, leading to unchanged or lower scores. ChatGPT-DA’s performance decline likely results from its strict adherence to the prompts. A qualitative analysis, where the model was prompted to explain its scor-

ing, revealed that in several instances, it explicitly identified the gaming phrase as misleading. However, we observe that ChatGPT-DA’s scores can be inflated by replacing summaries with a disclaimer acknowledging potential errors in interpreting the source (see Appendix D.2).

Overall, these results suggest that adding fixed phrases to summaries can boost metric scores—for most finetuned model metrics—at levels comparable to, or even exceeding, presumably genuine improvements due to advances in summarization models themselves.

Filler phrases and metric performance The innocuous, non-factual phrases used in our experiments above constitute “filler” phrases, which introduce no substantive content. Since most factuality metrics primarily assess factual precision, we hypothesize that they may struggle to differentiate between informative content and irrelevant filler text leading to a weakness that could be exploited. Our experiments above provide some evidence of this and we explore it further in this section. First, in addition to “gaming prefixes” we consider two other types of constant strings that are neutral phrases: They are independent of our analysis of top-scoring bigrams and do not allude to the consistency of summaries with respect to the document. We measure the pairwise difference in metric scores when these phrases are appended as a point of reference.

We consider two neutral phrase types: a “base-

line” phrase, consisting of two generic phrases that don’t mention the summary or source, and a “qualifier” phrase, suggesting the summary may have multiple interpretations (see Table 6 for phrases). This contrasts with our “assertion” phrase, which directly affirms the summary’s faithfulness. These filler phrases should ideally not affect consistency scores, as they don’t alter factual content. We also compare how metrics respond to these phrases versus “gaming” phrases to determine if only targeted fillers increase scores.

As shown in Appendix D.2, all metrics assign lower scores to summaries with a baseline phrase, indicating that not all irrelevant sentences inflate scores. However, qualifier phrases have similar effects to gaming prefixes on MiniCheck and UniEval, suggesting that neutral phrases referencing the summary may boost scores for these metrics. For SummaC and AlignScore, only specific gaming prefixes increase scores, while other phrases reduce them. Interestingly, ChatGPT, which usually shows a negative trend, exhibits inflated scores when the summary is replaced with a neutral qualifier phrase acknowledging potential errors in interpreting the source.

Although human evaluators may accept such neutral phrases as consistent, they likely assess models more comprehensively, identifying deeper inconsistencies. In contrast, metrics are not sophisticated enough to capture these nuances and can be influenced by irrelevant information, inflating scores independent of factual consistency.

6 Discussion

Distilling salient information from large volumes of unstructured text—i.e., summarization—is a compelling practical use case for LLMs. As they have grown increasingly competent at this task, it has become concomitantly difficult to evaluate their performance, which requires assessing often subtle but potentially critical factual inconsistencies between inputs and generated summaries. Safe deployment of, and continued progress on, such approaches to summarization requires automatic metrics to assess factual consistency automatically. Many such approaches have been proposed in the literature, but there has been little effort to stress-test them, which is the goal of the present work.

We found first that a simple MLP fine-tuned over superficial features and summaries can realize performance competitive with SOTA factual con-

sistency metrics. We then showed that while such metrics are generally responsive to manual changes affecting factual consistency, they are also often sensitive to spurious transformations which should not affect scores. Motivated by these findings, we then showed that factual consistency metrics are often *gameable*, i.e., in many cases we can add fixed phrases as suffixes into output summaries or use them standalone to reliably inflate “factuality” scores beyond gains observed via improvements in model size and complexity.

Limitation and Ethics

This work has several important limitations that should be taken into account when interpreting our results.

First, in Section 3, we demonstrated that a model trained solely on heuristic indicators of factual consistency can achieve performance on par with state-of-the-art (SOTA) approaches, though this was a supervised model specifically for consistency detection. Despite our training data being sourced from entirely different datasets and domains than those used for evaluation, it is important to highlight that the dataset was manually annotated. However, we cannot yet conclude how a shallow model would perform if trained on heuristic-based predictors of synthetically generated summaries—this would be most similar to the data that other (specialized) metrics have been trained with. We emphasize, however, that our goal with these experiments was not to introduce a new metric, but rather to investigate how much current metrics improve upon basic textual attributes.

Another limitation here is that one could quibble with just how “shallow” these predictors are. Our view is that even the more involved features we use for this—e.g., semantic similarity based on BERT embeddings and entity overlap—should not be taken as reliable measures of factual consistency, but empirically they do *correlate* with manual annotations of factual consistency (see Appendix B). We can only speculate regarding the underlying causal structure based on these results.

Our subsequent *interventions* in Section 4.2 established that in some cases metrics are sensitive to extraneous transformations (e.g., re-phrasings). However this was not observed uniformly, and we performed such transformations using LLMs, which may have introduced legitimate factual inconsistencies (though we believe this to be rare).

A limitation to our “gaming” experiment is that it involved a manual process; however, this does not affect the main result, which is that there exist strings that can be appended to outputs in such a way that consistently boosts scores.

A further limitation to this (and all manipulation experiments) is that they produce outputs which may be viewed as “out of distribution”; but generally the purpose of summary factuality metrics is to be able to apply them to arbitrary model outputs and corresponding references, so it is not entirely clear what “in distribution” means under this assumption.

Despite these limitations, we believe that—taken together—our results suggest that one should be careful about their interpretation of automatic factual consistency metrics. And we hope these results inform research on summarization moving forward.

References

- Meng Cao, Yue Dong, and Jackie Cheung. 2022. [Hallucinated but factual! inspecting the factuality of hallucinations in abstractive summarization](#). In *Proceedings of the 60th Annual Meeting of the Association for Computational Linguistics (Volume 1: Long Papers)*, pages 3340–3354, Dublin, Ireland. Association for Computational Linguistics.
- Shuyang Cao and Lu Wang. 2021. [CLIFF: Contrastive learning for improving faithfulness and factuality in abstractive summarization](#). In *Proceedings of the 2021 Conference on Empirical Methods in Natural Language Processing*, pages 6633–6649, Online and Punta Cana, Dominican Republic. Association for Computational Linguistics.
- Hung-Ting Chen, Fangyuan Xu, Shane A Arora, and Eunsol Choi. 2023. Understanding retrieval augmentation for long-form question answering. *arXiv preprint arXiv:2310.12150*.
- Yiran Chen, Pengfei Liu, and Xipeng Qiu. 2021a. [Are factuality checkers reliable? adversarial meta-evaluation of factuality in summarization](#). In *Findings of the Association for Computational Linguistics: EMNLP 2021*, pages 2082–2095, Punta Cana, Dominican Republic. Association for Computational Linguistics.
- Yulong Chen, Yang Liu, Liang Chen, and Yue Zhang. 2021b. [DialogSum: A real-life scenario dialogue summarization dataset](#). In *Findings of the Association for Computational Linguistics: ACL-IJCNLP 2021*, pages 5062–5074, Online. Association for Computational Linguistics.
- Hyung Won Chung, Le Hou, Shayne Longpre, Barret Zoph, Yi Tay, William Fedus, Yunxuan Li, Xuezhi Wang, Mostafa Dehghani, Siddhartha Brahma, et al. 2022. Scaling instruction-finetuned language models. *arXiv preprint arXiv:2210.11416*.
- Jacob Devlin. 2018. Bert: Pre-training of deep bidirectional transformers for language understanding. *arXiv preprint arXiv:1810.04805*.
- Alexander R Fabbri, Wojciech Kryściński, Bryan McCann, Caiming Xiong, Richard Socher, and Dragomir Radev. 2021a. Summeval: Re-evaluating summarization evaluation. *Transactions of the Association for Computational Linguistics*, 9:391–409.
- Alexander R Fabbri, Chien-Sheng Wu, Wenhao Liu, and Caiming Xiong. 2021b. Qafacteval: Improved qa-based factual consistency evaluation for summarization. *arXiv preprint arXiv:2112.08542*.
- Saadia Gabriel, Asli Celikyilmaz, Rahul Jha, Yejin Choi, and Jianfeng Gao. 2021. [GO FIGURE: A meta evaluation of factuality in summarization](#). In *Findings of the Association for Computational Linguistics: ACL-IJCNLP 2021*, pages 478–487, Online. Association for Computational Linguistics.
- Mingqi Gao, Xiaojun Wan, Jia Su, Zhefeng Wang, and Baoxing Huai. 2023. Reference matters: Benchmarking factual error correction for dialogue summarization with fine-grained evaluation framework. *arXiv preprint arXiv:2306.05119*.
- Bogdan Gliwa, Iwona Mochol, Maciej Biesek, and Aleksander Wawer. 2019a. [SAMSum corpus: A human-annotated dialogue dataset for abstractive summarization](#). In *Proceedings of the 2nd Workshop on New Frontiers in Summarization*, pages 70–79, Hong Kong, China. Association for Computational Linguistics.
- Bogdan Gliwa, Iwona Mochol, Maciej Biesek, and Aleksander Wawer. 2019b. Samsum corpus: A human-annotated dialogue dataset for abstractive summarization. *arXiv preprint arXiv:1911.12237*.
- Tanya Goyal and Greg Durrett. 2021. [Annotating and modeling fine-grained factuality in summarization](#). In *Proceedings of the 2021 Conference of the North American Chapter of the Association for Computational Linguistics: Human Language Technologies*, pages 1449–1462, Online. Association for Computational Linguistics.
- Tanya Goyal, Junyi Jessy Li, and Greg Durrett. 2022. News summarization and evaluation in the era of gpt-3. *arXiv preprint arXiv:2209.12356*.
- Karl Moritz Hermann, Tomas Kocisky, Edward Grefenstette, Lasse Espeholt, Will Kay, Mustafa Suleyman, and Phil Blunsom. 2015. Teaching machines to read and comprehend. *Advances in neural information processing systems*, 28.
- Or Honovich, Roei Aharoni, Jonathan Herzig, Hagai Taitelbaum, Doron Kukliansy, Vered Cohen, Thomas Scialom, Idan Szpektor, Avinatan Hassidim, and Yossi Matias. 2022. True: Re-evaluating

- factual consistency evaluation. *arXiv preprint arXiv:2204.04991*.
- Dandan Huang, Leyang Cui, Sen Yang, Guangsheng Bao, Kun Wang, Jun Xie, and Yue Zhang. 2020. [What have we achieved on text summarization?](#) In *Proceedings of the 2020 Conference on Empirical Methods in Natural Language Processing (EMNLP)*, pages 446–469, Online. Association for Computational Linguistics.
- Alon Jacovi, Yonatan Bitton, Bernd Bohnet, Jonathan Herzig, Or Honovich, Michael Tseng, Michael Collins, Roei Aharoni, and Mor Geva. 2024. A chain-of-thought is as strong as its weakest link: A benchmark for verifiers of reasoning chains. *arXiv preprint arXiv:2402.00559*.
- Ryo Kamoi, Tanya Goyal, Juan Diego Rodriguez, and Greg Durrett. 2023a. [WiCE: Real-world entailment for claims in Wikipedia](#). In *Proceedings of the 2023 Conference on Empirical Methods in Natural Language Processing*, pages 7561–7583, Singapore. Association for Computational Linguistics.
- Ryo Kamoi, Tanya Goyal, and Greg Durrett. 2023b. [Shortcomings of question answering based factuality frameworks for error localization](#). In *Proceedings of the 17th Conference of the European Chapter of the Association for Computational Linguistics*, pages 132–146, Dubrovnik, Croatia. Association for Computational Linguistics.
- Kundan Krishna, Sanjana Ramprasad, Prakhara Gupta, Byron C Wallace, Zachary C Lipton, and Jeffrey P Bigham. 2024. Genaudit: Fixing factual errors in language model outputs with evidence. *arXiv preprint arXiv:2402.12566*.
- Wojciech Kryscinski, Bryan McCann, Caiming Xiong, and Richard Socher. 2020. [Evaluating the factual consistency of abstractive text summarization](#). In *Proceedings of the 2020 Conference on Empirical Methods in Natural Language Processing (EMNLP)*, pages 9332–9346, Online. Association for Computational Linguistics.
- Philippe Laban, Tobias Schnabel, Paul N Bennett, and Marti A Hearst. 2022. Summac: Re-visiting nli-based models for inconsistency detection in summarization. *Transactions of the Association for Computational Linguistics*, 10:163–177.
- Nelson Liu, Tianyi Zhang, and Percy Liang. 2023. [Evaluating verifiability in generative search engines](#). In *Findings of the Association for Computational Linguistics: EMNLP 2023*, pages 7001–7025, Singapore. Association for Computational Linguistics.
- Yinhan Liu. 2019. Roberta: A robustly optimized bert pretraining approach. *arXiv preprint arXiv:1907.11692*.
- Zheheng Luo, Qianqian Xie, and Sophia Ananiadou. 2023. Chatgpt as a factual inconsistency evaluator for text summarization. *arXiv preprint arXiv:2303.15621*.
- Chaitanya Malaviya, Subin Lee, Sihao Chen, Elizabeth Sieber, Mark Yatskar, and Dan Roth. 2023. Expertqa: Expert-curated questions and attributed answers. *arXiv preprint arXiv:2309.07852*.
- Joshua Maynez, Shashi Narayan, Bernd Bohnet, and Ryan McDonald. 2020. [On faithfulness and factuality in abstractive summarization](#). In *Proceedings of the 58th Annual Meeting of the Association for Computational Linguistics*, pages 1906–1919, Online. Association for Computational Linguistics.
- Shashi Narayan, Shay B. Cohen, and Mirella Lapata. 2018. [Don’t give me the details, just the summary! topic-aware convolutional neural networks for extreme summarization](#). In *Proceedings of the 2018 Conference on Empirical Methods in Natural Language Processing*, pages 1797–1807, Brussels, Belgium. Association for Computational Linguistics.
- Artidoro Pagnoni, Vidhisha Balachandran, and Yulia Tsvetkov. 2021. Understanding factuality in abstractive summarization with frank: A benchmark for factuality metrics. *arXiv preprint arXiv:2104.13346*.
- Colin Raffel, Noam Shazeer, Adam Roberts, Katherine Lee, Sharan Narang, Michael Matena, Yanqi Zhou, Wei Li, and Peter J Liu. 2020. Exploring the limits of transfer learning with a unified text-to-text transformer. *Journal of machine learning research*, 21(140):1–67.
- Sanjana Ramprasad, Elisa Ferracane, and Zachary Lipton. 2024a. [Analyzing LLM behavior in dialogue summarization: Unveiling circumstantial hallucination trends](#). In *Proceedings of the 62nd Annual Meeting of the Association for Computational Linguistics (Volume 1: Long Papers)*, pages 12549–12561, Bangkok, Thailand. Association for Computational Linguistics.
- Sanjana Ramprasad, Kundan Krishna, Zachary Lipton, and Byron Wallace. 2024b. [Evaluating the factuality of zero-shot summarizers across varied domains](#). In *Proceedings of the 18th Conference of the European Chapter of the Association for Computational Linguistics (Volume 2: Short Papers)*, pages 50–59, St. Julian’s, Malta. Association for Computational Linguistics.
- Thomas Scialom, Paul-Alexis Dray, Patrick Gallinari, Sylvain Lamprier, Benjamin Piwowarski, Jacopo Staiano, and Alex Wang. 2021. Questeval: Summarization asks for fact-based evaluation. *arXiv preprint arXiv:2103.12693*.
- Alessandro Scirè, Karim Ghonim, and Roberto Navigli. 2024. Fenice: Factuality evaluation of summarization based on natural language inference and claim extraction. *arXiv preprint arXiv:2403.02270*.
- Liyan Tang, Tanya Goyal, Alexander R Fabbri, Philippe Laban, Jiacheng Xu, Semih Yavuz, Wojciech Kryściński, Justin F Rousseau, and Greg Durrett. 2022. Understanding factual errors in summarization: Errors, summarizers, datasets, error detectors. *arXiv preprint arXiv:2205.12854*.

Liyan Tang, Philippe Laban, and Greg Durrett. 2024a. Minicheck: Efficient fact-checking of llms on grounding documents. *arXiv preprint arXiv:2404.10774*.

Liyan Tang, Igor Shalymov, Amy Wong, Jon Burnsky, Jake Vincent, Yu'an Yang, Siffi Singh, Song Feng, Hwanjun Song, Hang Su, Lijia Sun, Yi Zhang, Saab Mansour, and Kathleen McKeown. 2024b. [TofuEval: Evaluating hallucinations of LLMs on topic-focused dialogue summarization](#). In *Proceedings of the 2024 Conference of the North American Chapter of the Association for Computational Linguistics: Human Language Technologies (Volume 1: Long Papers)*, pages 4455–4480, Mexico City, Mexico. Association for Computational Linguistics.

Alex Wang, Kyunghyun Cho, and Mike Lewis. 2020. Asking and answering questions to evaluate the factual consistency of summaries. *arXiv preprint arXiv:2004.04228*.

Bin Wang, Chen Zhang, Yan Zhang, Yiming Chen, and Haizhou Li. 2022. Analyzing and evaluating faithfulness in dialogue summarization. *arXiv preprint arXiv:2210.11777*.

Jiaan Wang, Yunlong Liang, Fandong Meng, Zengkui Sun, Haoxiang Shi, Zhixu Li, Jinan Xu, Jianfeng Qu, and Jie Zhou. 2023a. Is chatgpt a good nlg evaluator? a preliminary study. *arXiv preprint arXiv:2303.04048*.

Yuxia Wang, Revanth Gangi Reddy, Zain Muhammad Mujahid, Arnav Arora, Aleksandr Rubashevskii, Jiahui Geng, Osama Mohammed Afzal, Liangming Pan, Nadav Borenstein, Aditya Pillai, et al. 2023b. Factcheck-gpt: End-to-end fine-grained document-level fact-checking and correction of llm output. *arXiv preprint arXiv:2311.09000*.

Yuanhao Wu, Juno Zhu, Siliang Xu, Kashun Shum, Cheng Niu, Randy Zhong, Juntong Song, and Tong Zhang. 2023. Ragtruth: A hallucination corpus for developing trustworthy retrieval-augmented language models. *arXiv preprint arXiv:2401.00396*.

Wen-wai Yim, Yajuan Fu, Asma Ben Abacha, Neal Snider, Thomas Lin, and Meliha Yetisgen. 2023. Acibench: a novel ambient clinical intelligence dataset for benchmarking automatic visit note generation. *Scientific Data*, 10(1):586.

Yuheng Zha, Yichi Yang, Ruichen Li, and Zhiting Hu. 2023. Alignscore: Evaluating factual consistency with a unified alignment function. *arXiv preprint arXiv:2305.16739*.

Tianyi Zhang, Faisal Ladhak, Esin Durmus, Percy Liang, Kathleen McKeown, and Tatsunori B Hashimoto. 2024. Benchmarking large language models for news summarization. *Transactions of the Association for Computational Linguistics*, 12:39–57.

Ming Zhong, Yang Liu, Da Yin, Yuning Mao, Yizhu Jiao, Pengfei Liu, Chenguang Zhu, Heng Ji, and

Jiawei Han. 2022. Towards a unified multi-dimensional evaluator for text generation. *arXiv preprint arXiv:2210.07197*.

A Experimental Setup

A.1 Benchmark Datasets

We list the datasets used in the benchmarks and specify which split (train/test) they are included in Table 3.

B Metric correlation with shallow features

Figure B.1 reports the Spearman rank correlation between each automatic evaluation metric and all shallow features. We observe a moderate correlation between many (metric, heuristic) pairs. For instance, most metrics show moderately negative correlations with word novelty. This suggests that metrics generally penalize summaries that introduce new vocabulary not present in the input text.⁴ While this heuristic may help identify unsupported information, it also indicates a bias towards summaries that closely mirror the source language.

QA metrics (QuestEval, QAFactEval) and the prompt-based ChatGPT-DA exhibit the highest correlations with bigram overlap, showing moderate positive correlations (>0.4) while displaying weak correlations (0.2-0.4) with ROUGE and entity overlap. This bias may be beneficial in domains like scientific or legal documents, where exact phrasing is important. However, over-reliance on exact matches may be misleading in certain contexts.

The NLI-based metric SummaC-Conv, bespoke model metric and ChatGPT-DA show stronger correlation with “semantic similarity” (under BERT) than bigram overlap (ROUGE), suggesting they may be better suited to evaluating abstractive summaries.

NLI metric SummaC exhibits the strongest positive correlation with conciseness while Bespoke model and prompt-based metrics show weaker correlations. This could indicate a potential preference for shorter summaries. In contrast, QA and prompt-based metrics show lower correlations with QAFactEval showing negligible correlations. This discrepancy highlights concerns about the fairness of comparing metrics across summaries of varying lengths, as some metrics may inherently favour

⁴Our *paraphrasing* experiments in Section 4.2 provide some further evidence for this; some (though not all) metrics are sensitive to paraphrasings of summaries which should not affect underlying factual consistencies.

Benchmark	Train Datasets	Test Datasets
LLM-Aggregfact (Tang et al., 2024a)	TofuEval-MeetB (Tang et al., 2024b), ExpertQA (Malaviya et al., 2023)	Lfqa (Chen et al., 2023) RAGTruth (Wu et al., 2023) FactCheck-GPT (Wang et al., 2023b) Wice (Kamoi et al., 2023a) TofuEval-MediaS (Tang et al., 2024b) ClaimVerify (Liu et al., 2023) Reveal (Jacovi et al., 2024)
Aggregfact (Tang et al., 2022)	FRANK (Pagnoni et al., 2021) Polytope (Huang et al., 2020) FactCC (Kryscinski et al., 2020)	Goyal21 (Goyal and Durrett, 2021) Wang20 (Wang et al., 2020) Cao22 (Cao et al., 2022) XSumFaith (Maynez et al., 2020) CLIFF (Cao and Wang, 2021) SummEval (Fabbri et al., 2021a)
FacEval (Wang et al., 2022)	SAMSUM (Gliwa et al., 2019b)	-
LLM-Dialogue (Ramprasad et al., 2024a)	SAMSUM	DialogSum (Chen et al., 2021b)
Genaudit (Krishna et al., 2024)	-	REDDIT, ACIBENCH (Yim et al., 2023), XSUM (Narayan et al., 2018)

Table 3

brevity, which is unlikely to be causally linked to consistency.

C Measuring Metric Sensitivities to Controlled Manipulations

C.1 Summary Edits

Table 4 lists the prompts used to generate summary variants, each designed to vary in specific ways without affecting factual consistency.

D Can we game factuality metrics?

D.1 Metric-Specific Gaming Phrases

We provide the constant phrases (cost phrase 2) used per metric in Table 5

D.2 Metric Score Shifts: Gaming Strategies vs. Model Improvements

To contextualize results better, we show score improvements when summaries are gamed along with score improvements brought about by summaries from more complex models in Figure D.1

D.3 Gamed summary examples

Gamed summary examples are provided in Table 7

E Is the GPT-Based Prompt Approach Truly Grounded in the Source Document for Inconsistency Detection?

A key question when using GPT for document-based consistency checks is whether the model per-

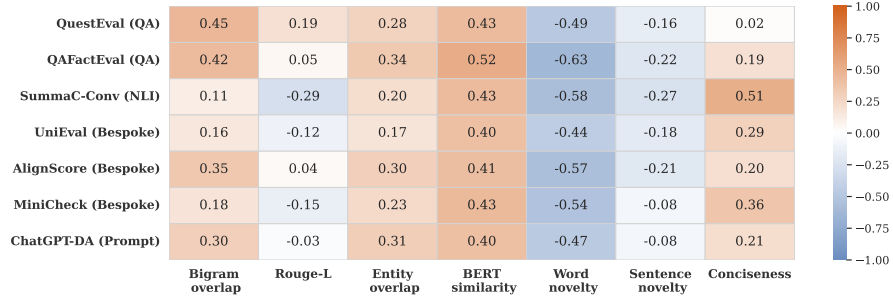


Figure B.1: Spearman rank correlations between each automatic evaluation metric and individual shallow features. Some of these correlations are moderate, suggesting that in aggregate superficial features may carry much of the signal being measured by automated measures of factual consistency.

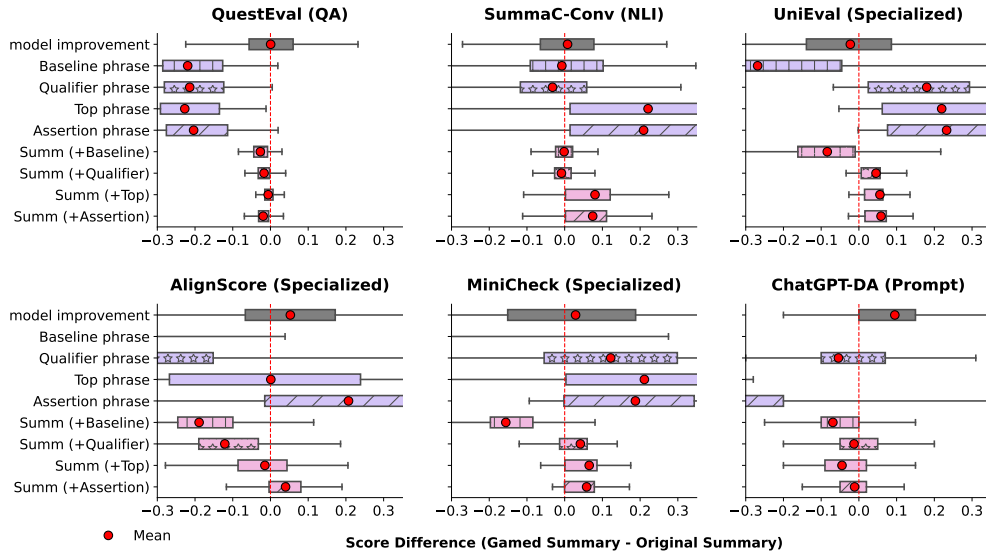


Figure D.1: Score improvements from gaming vs from using “better” models. Gaming strategies lead to score improvements comparable to or greater than boosts from model improvements.

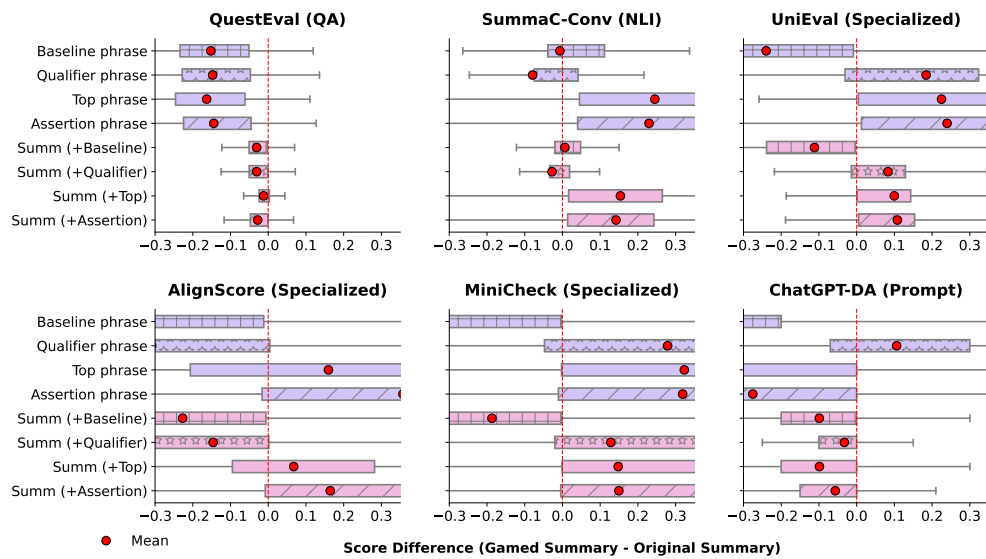


Figure D.2: Score improvements from gaming with two other types of prefixes: “baseline” and “qualifier” compared to our “top” and “assertion” gaming prefixes. Baseline prefixes are not meaningful, while the qualifier prefix implies the summary’s accuracy can vary based on interpretation.

Rewrite type	Prompt
Shuffled	<p>Rewrite the following text by changing the order of sentences without altering the original meaning of the text.</p> <p>Note: You must not omit any information from the original text or alter its meaning.</p> <p>Text: <summary></p> <p>Rewritten Text:</p>
Added Source Text	<p>Edit the following summary by adding a sentence from the source. Ensure the source sentence added is the most irrelevant to the summary.</p> <p>Source: <source>.</p> <p>Text: <summary></p> <p>Edited Text:</p>
Less Diverse	<p>Rewrite the following summary by decreasing the variety of vocabulary used.</p> <p>Note: You must not omit any information from the original text or alter its meaning</p> <p>Text: <summary></p> <p>Rewritten Text:</p>
Negated	<p>Rewrite the following text by introducing negation in a way that preserves the original meaning of the text.</p> <p>Note: You must not omit any information from the original text or alter its meaning</p> <p>Text: <summary></p> <p>Rewritten Text:</p>
Simplified	<p>Rewrite the following text by simplifying any complex sentences.</p> <p>Note: You must not omit any information from the original text or alter its meaning</p> <p>Text: <summary></p> <p>Shortened Text:</p>
Shortened	<p>Rewrite the text concisely.</p> <p>Note: You must not omit any information from the original text or alter its meaning</p> <p>Text: <summary></p> <p>Rewritten Text:</p>
Paraphrased	<p>Paraphrase the text.</p> <p>Note: You must not omit any information from the original text or alter its meaning</p> <p>Text: <summary></p> <p>Paraphrased Text:</p>
Synonym Replacement	<p>Rewrite the following text by replacing some common words with a synonym.</p> <p>Note: You must not omit any information from the original text or alter its meaning</p> <p>Text: <summary></p> <p>Rewritten Text:</p>

Table 4: List of summary manipulations along with the GPT-4 prompts used to rewrite summaries and obtain targetted manipulations.

Metric	Constant phrase 2
QuestEval	The summary is consistent with the information the document discusses.
SummaC-Conv	The summary entails the information the document discusses.
UniEval	The claim is consistent with the information the document discusses.
AlignScore	The summary entails the information the document discusses.
MiniCheck	TThe claim entails the information the document discusses.
ChatGPT-DA	The summary is consistent with the information the document discusses.

Table 5: Metrics and the corresponding constant phrase 2 used to game them.

Filler Type	Filler phrase
Baseline	In any case, understanding complex topics requires a multifaceted approach.
Qualifier	This summary reflects one possible understanding, though interpretations may differ.

Table 6: Additional filler phrases used to artificially inflate scores

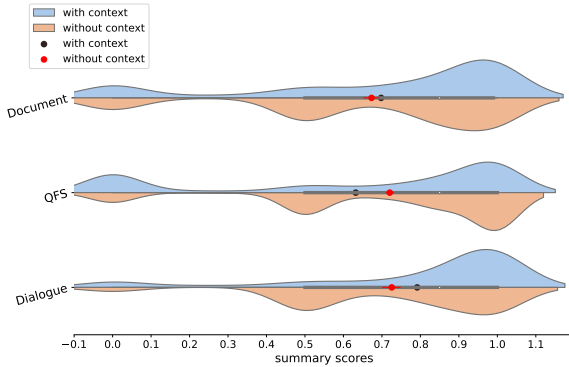


Figure E.1: GPT scores of summaries with and without context.

forms a true "closed-book" evaluation using the source document as context. Since GPT has access to a vast amount of prior knowledge, it raises the concern of whether it is verifying the summary based solely on this knowledge, without actually considering the source article for context. To assess how the presence or absence of contextual grounding impacts the scoring, we compare summary scores using two approaches: "without context", where GPT is asked to rate summaries on a scale of 1 to 100 for factual accuracy without any reference to the source article, and "with context", where GPT evaluates consistency relative to a source article using the Direct Assessment (DA) prompt. Figure E.1 presents the distribution of GPT-generated scores under the two conditions. Our analysis suggests that GPT's reliance on internal knowledge versus provided context varies signif-

icantly depending on the task domain. The most significant differences emerge in the QFS domain, where the score distribution indicates that a larger proportion of summaries in the moderate range (0.4 - 0.6) are rated lower when GPT is provided with contextual information from the source document, possibly because inconsistencies went undetected without a grounding document. In contrast, the dialogue domain presents an opposite trend. When GPT is given access to the source context, more summaries receive higher scores, possibly because the conversational nature of the domain makes consistency harder to evaluate without context.

However, the overall similarity between the distributions across both conditions raises concerns. The fact that GPT appears to evaluate factual accuracy similarly, regardless of whether it has access to the original document, implies a potential overreliance on its internal knowledge, which could lead to misleading consistency scores. This could be particularly problematic in cases where the document contains information that conflicts with GPT's internal knowledge. In such scenarios, GPT might incorrectly rate summaries as factually accurate because it defaults to what it "knows" rather than what the document states. This could undermine the reliability of GPT as an evaluator of document-grounded consistency and raise broader concerns about its suitability for tasks requiring strict adherence to external sources.

The implications are particularly significant for tasks involving dynamically updated or specialized

SummaC-Conv (NLI)		
Original Summary		
147 people, including 142 students, are in critical condition.		0.26
Constant Phrase 2		
The summary entails the information the document discusses		0.99
Summary w/ Phrase 2		
147 people, including 142 students, are in critical condition. The summary entails the information the document discusses		0.85
UniEval (Bespoke)		
Original Summary		
Byte Pair Encoding offers benefits in terms of confidentiality		0.48
Constant Phrase 2		
The claim is consistent with the information the document discusses		0.99
Summary w/ Phrase 2		
Byte Pair Encoding offers benefits in terms of confidentiality. The claim is consistent with the information the document discusses.		0.74
Align (Bespoke)		
Original Summary		
The PlayStation 4 was released in the UK on November 29, 2013		0.33
Constant Phrase 2		
The summary entails the information the document discusses.		0.93
Manipulated Summary		
The PlayStation 4 was released in the UK on November 29, 2013. The summary entails the information the document discusses.		0.76
MiniCheck (Bespoke)		
Original Summary		
Water exhibits a phenomenon known as 'structural memory.'		0.005
Constant Phrase 1		
The document discusses		0.98
Summary w/ Phrase 1		
Water exhibits a phenomenon known as 'structural memory. The document discusses.		0.49

Table 7: Selected examples of original and manipulated summaries with corresponding metric scores. Only metrics identified as gameable are shown.

knowledge, where prompting GPT could fail to recognize novel or contradictory information if it leans too heavily on pre-existing internal knowledge.