

Dynamics and modulation of cosmic ray modified magnetosonic waves in a galactic gaseous rotating plasma

Jyoti Turi^{1, a)} and Gadadhar Banerjee^{2, b)}

¹⁾Department of Mathematics, Siksha Bhavana, Visva-Bharati University, Santiniketan-731 235, West Bengal, India

²⁾Department of Mathematics, Burdwan Raj College, University of Burdwan, Burdwan-713 104, West Bengal, India

(Dated: 14 March 2025)

The influence of the presence of cosmic fluid on the magnetosonic waves and modulation instabilities in the interstellar medium of spiral galaxies is investigated. The fluid model is developed by modifying the pressure equation in such dissipative rotating magnetoplasmas incorporating thermal ionized gas and cosmic rays. Applying the normal mode analysis, a modified dispersion relation is derived to study linear magnetosonic wave modes and their instabilities. The cosmic rays influence the wave damping by accelerating the damping rate. The standard reductive perturbation method is employed in the fluid model leading to a Korteweg–de Vries–Burgers (KdVB) equation in the small-amplitude limit. Several nonlinear wave shapes are assessed by solving the KdVB equation, analytically and numerically. The cosmic ray diffusivity and magnetic resistivity are responsible for the generation of shock waves. The modulational instability (MI) and the rogue wave solutions of the magnetosonic waves are studied by deriving a nonlinear Schrödinger (NLS) equation from the obtained KdVB equation under the assumption that the cosmic ray diffusion and magnetic resistivity are weak and the carrier wave frequency is considerably lower than the wave frequency. The influence of various plasma parameters on the growth rate of MI is examined. The modification of the pressure term due to cosmic fluid reduces the MI growth in the interstellar medium. In addition, a quantitative analysis of the characteristics of rogue wave solutions is presented. Our investigation’s applicability to the interstellar medium of spiral galaxies is traced out.

I. INTRODUCTION

In our Galaxy, interstellar medium (ISM) clouds are highly inhomogeneous and comprise various phases of gas clouds, such as a hot phase, a warm phase, diffusive clouds and molecular clouds. These components of the ISM cloud exhibit a similar energy density distribution¹. It is well-known that the galactic cosmic rays significantly contribute to the evolution and structure formation of ISM clouds. Galactic cosmic rays^{2,3} are highly energetic particles ejected from astrophysical bodies outside our solar system, such as supernova remnants, planetary disks and the Sun, which numerously interact with different components of the ISM. Cosmic rays play an important role in the charge of dust grains⁴, gas ionization⁵, and energy transfer⁶ in the interstellar medium. They interact with cosmic dust grains via different physical mechanisms, leading to the generation of different wave modes and instabilities in the media. They are major contributors to the ionization of molecular clouds (MCs) core⁷ and the ionization of molecule hydrogen (H_2) in diffuse interstellar clouds⁸. They transfer energy to the dust grains through heating the dust grains in cosmic ray-plasma interactions.

The nonlinearities in the plasma contribute to energy localization, leading to the evaluation of various types of nonlinear coherent structures, viz., solitons and shocks, which have immense application in space as well

as astrophysical plasma environments^{9–11}. The evolutions of these nonlinear coherent structures are characterized by various well-known nonlinear partial differential equations, such as Korteweg–de Vries (KdV), Korteweg–de Vries–Burgers (KdVB), Zakharov–Kuznetsov (ZK), Kadomtsev–Petviashvili (KP) equations and their families^{12–14}. Another crucial equation that controls the motion of nonlinear structures is the nonlinear Schrödinger (NLS) equation¹⁵. A rogue wave^{16,17} is one of the viable rational solutions of the NLS equation^{18,19}. Such waves are often referred to as monster, violent, extreme, or giant waves that have a few times higher amplitude than solitary waves and are observed in coastal waters²⁰, fibre optic and optical medium²¹, Bose–Einstein condensates²², atmosphere²³ and astrophysical environments²⁴. There has been increasing interest in investigating the behaviour of magnetosonic waves and the associated coherent structures, viz., solitons, shocks and rogue waves in different plasma environments^{25–29}.

In recent times, researchers have devoted significant attention to the role of cosmic rays in various wave modes in linear regimes and their stability/instabilities. To mention a few, in a recent work, Marcowith *et al.*³⁰ have addressed Cosmic ray-driven streaming instability in different space and astrophysical plasmas. Zhou *et al.*³¹ have studied the impact of cosmic rays on the dynamics of solar wind in the outer heliosphere, considering three components of magnetohydrodynamic (MHD) plasma consisting of the solar wind, interstellar neutral atoms, and cosmic rays. The study shows that cosmic rays may decrease the speed of the solar wind shocks and affect the shock structure. In this direction, Turi and Misra³² have

^{a)}Electronic mail: jyotituri.maths@gmail.com

^{b)}Electronic mail: gadadhar@burdwanrajcollege.ac.in, gban.iitkgp@gmail.com

addressed the impact of cosmic rays on the propagation of MHD waves as well as their instability (Jeans) for a self-gravitating galactic gaseous cloud. Mansuri *et al.*³³ have theoretically studied the Jeans instability considering cosmic rays in a radiative quantum plasma, including Hall current and Coriolis force. It is reported that cosmic rays significantly alter the excitation of Jeans instability and affect the instability region as well as the instability growth rate. In another work, Boro *et al.*³⁴ have studied the Jeans instability for the molecular dusty plasma environment of molecular clouds, including cosmic rays. Recently, some new exciting features of low-frequency MHD waves and associated instability (Jeans) consisting of superthermal gas and cosmic rays in an astrophysical plasma environment have been addressed by Boro and Prajapati³⁵. Further, various previous studies suggest that the Coriolis force plays an important role in various plasma phenomena in different plasma environments, such as rotating plasma in the laboratory as well as astrophysical plasma^{26,32}.

Existing literature reveals that there is still some lack of studies in the direction of theoretical investigation of magnetosonic waves in the ISM of spiral galaxies, exploring the effect of cosmic rays' interaction with ionized gas in such dissipative rotating magnetoplasma. The main objective of the present study is to advance the theory of magnetosonic wave dynamics in the ISM of spiral galaxies, consisting of thermally ionized gas and cosmic rays. The cosmic rays are assumed to interact with the thermally ionized gas in a fluid-fluid approach and modify the existing pressure law of the plasma. We aim to explore the impact of cosmic rays, in terms of the parameters related to the cosmic ray pressure and diffusion, on both the linear and nonlinear magnetosonic waves. Toward this objective, we use the basic MHD equations including the cosmic ray modified pressure law for a fairly good approximation in studying the structures and evolution of the magnetosonic waves. The model is suitable and well justified in real physical situations of ISM clouds in spiral galaxies.

The manuscript is organised as follows: in Sec. II, we describe the basic equations for the MHD waves. In Sec. III, linear properties of the magnetosonic waves are discussed through the linear dispersion relation. Sec. IV includes nonlinear analysis, where we derive a Korteweg-de Vries-Burgers (KdVB) equation for the magnetosonic waves and analyse the analytical and numerical behaviour of the equation. Sec. V is devoted to modulational instability and rogue wave solutions for carrier wave frequencies much smaller than the wave frequency. A sensitivity analysis for the plasma parameters is performed in Sec. VI. Finally, we summarize our main findings in Sec. VII.

II. BASIC EQUATIONS OF THE PROBLEM

The typical plasma environment of the interstellar medium, composed of ionized thermal gas and cosmic

rays, has been considered to study the propagation of magnetosonic waves. Here, the thermal ionized gas is considered polytropic, having no diffusion in any direction, and cosmic rays are assumed to be gas with negligible density but contributing significantly to modify the pressure of the plasma environment^{32,36}. The plasma is supposed to be immersed in a uniform external magnetic field $\mathbf{B} = B(x, t)\hat{e}_z$, where $B(x, t)$ is the static external magnetic field strength and \hat{e}_z denotes the unit vector along the z direction. The interstellar medium's environment is considered to be homogeneous, fully ionized and conducting fluid. The plasma is assumed to rotate slowly with a rotational frequency Ω around an axis lying in the xz -plane. The basic evolution equations describing the dynamics of magnetosonic waves are given as^{32,37}

$$\frac{\partial \rho}{\partial t} + \nabla \cdot (\rho \mathbf{v}) = 0, \quad (1)$$

$$\begin{aligned} \frac{\partial \mathbf{v}}{\partial t} + (\mathbf{v} \cdot \nabla) \mathbf{v} = & -\frac{1}{\rho} \nabla \left(P + \frac{\mathbf{B}^2}{2\mu_0} \right) \\ & + \frac{1}{\rho\mu_0} (\mathbf{B} \cdot \nabla) \mathbf{B} - 2\boldsymbol{\Omega} \times \mathbf{v}, \end{aligned} \quad (2)$$

$$\frac{\partial \mathbf{B}}{\partial t} + (\mathbf{v} \cdot \nabla) \mathbf{B} = (\mathbf{B} \cdot \nabla) \mathbf{v} - (\nabla \cdot \mathbf{v}) \mathbf{B} + \eta \nabla^2 \mathbf{B}, \quad (3)$$

where ρ and \mathbf{v} denote the fluid (thermal gas) mass density and velocity, respectively, μ_0 is the vacuum permittivity, and η is the coefficient of the magnetic resistivity. The total pressure is given by $P = P_g + P_c$ where P_g and P_c are the gas pressure and the pressure due to the cosmic rays, respectively. As the fluid is assumed to be a thermal gas which behaves adiabatically, we use the following equation of state,

$$\frac{\partial P_g}{\partial t} + \mathbf{v} \cdot \nabla P_g + \gamma_g \nabla \cdot \mathbf{v} = 0, \quad (4)$$

where γ_g is the specific heat ratio of the thermal gas. The diffusion convection equation for cosmic rays is given by³⁸

$$\frac{\partial P_c}{\partial t} + \mathbf{v} \cdot \nabla P_c + \gamma_c \nabla \cdot \mathbf{v} - \kappa \nabla^2 P_c = 0, \quad (5)$$

where γ_c is the adiabatic index corresponding to cosmic rays, assumed to be a constant, and κ is the hydrodynamic form of the diffusion coefficient.

The magnetosonic waves are assumed to propagate along the x -direction, magnetic fields are supposed to be along z -direction, and the plasma is slowly rotating around an axis, making an angle θ with z the axis. Thus, by replacing ∇ by $(\frac{\partial}{\partial x}, 0, 0)$, \mathbf{v} by (v_x, v_y, v_z) and $\boldsymbol{\Omega}$ by $(\Omega_0 \sin \theta, 0, \Omega_0 \cos \theta)$, we rewrite the basis Eqs. (1)-(5) as follows

$$\frac{\partial \rho}{\partial t} + \frac{\partial}{\partial t} (\rho v_x) = 0, \quad (6)$$

$$\rho \left(\frac{\partial v_x}{\partial t} + v_x \frac{\partial v_x}{\partial x} \right) = \frac{\partial P_g}{\partial x} - \frac{\partial P_c}{\partial x} - B \frac{\partial B}{\partial x} + 2\rho\Omega_0 \cos \theta v_y, \quad (7)$$

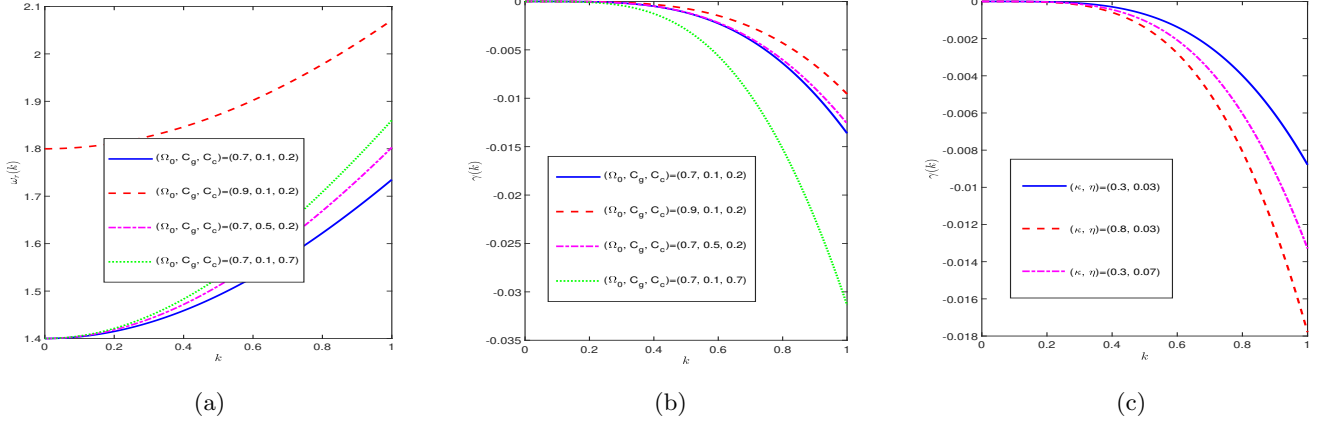


FIG. 1: The real part $\omega_r \equiv \omega_r(k)$ and the damping rate $\gamma \equiv \gamma(k)$ of the dispersion relation (15) are displayed for different values of the parameters as mentioned in the legends. The profiles show that, for $k \ll 1$, the wave frequency (ω_r) remains constant and the wave damping (γ) is negligible. Beyond the limit, both increase for increasing values of k . The damping occurs due to the effects of the parameters C_g and C_c related to thermal and cosmic ray pressure, rotational frequency (Ω_0), cosmic ray diffusivity (κ) and magnetic resistivity (η). Here, $(\theta, \kappa, \eta) = (\pi/3, 0.3, 0.03)$ in the subplots (a) & (b) and $(\theta, \Omega_0, C_g, C_c) = (\pi/3, 0.9, 0.2, 0.4)$ in the subplot (c). These dimensionless typical plasma parameters for the ISM of spiral galaxies are chosen from Table I.

$$\frac{\partial v_y}{\partial t} + v_x \frac{\partial v_y}{\partial x} = 2(\Omega_0 \sin \theta v_z - \Omega_0 \cos \theta v_x), \quad (8)$$

$$\frac{\partial v_z}{\partial t} + v_x \frac{\partial v_z}{\partial x} = -2\Omega_0 \sin \lambda v_y, \quad (9)$$

$$\frac{\partial B}{\partial t} + \frac{\partial}{\partial x} (v_x B) = \eta \frac{\partial^2 B}{\partial x^2}, \quad (10)$$

$$\frac{\partial P_g}{\partial t} + v_x \frac{\partial P_g}{\partial x} + \gamma_g P_g \frac{\partial v_x}{\partial x} = 0, \quad (11)$$

$$\frac{\partial P_c}{\partial t} + v_x \frac{\partial P_c}{\partial x} + \gamma_c P_c \frac{\partial v_x}{\partial x} - \kappa \frac{\partial^2 P_c}{\partial x^2} = 0. \quad (12)$$

The above set of Eqs. (6)-(12) is made normalized by normalising the variables and parameters as follows: $\rho \rightarrow \rho/\rho_0$, $B \rightarrow B/B_0$, $t \rightarrow t\omega_{ci}$, $v_x \rightarrow v_x/V_A$, $v_y \rightarrow v_y/V_A$, $v_z \rightarrow v_z/V_A$, $x \rightarrow x\omega_{ci}/V_A$, $\Omega \rightarrow \Omega/\omega_{ci}$, $P_g \rightarrow P_g/\rho_0 V_A^2$, $P_c \rightarrow P_c/\rho_0 V_A^2$, $\eta \rightarrow \eta\omega_{ci}/V_A^2$, $\kappa \rightarrow \kappa\omega_{ci}/V_A^2$, where, ρ_0 is the equilibrium density, B_0 is the equilibrium magnetic field strength, and $\omega_{ci} = \frac{eB_0}{m_i}$ is the ion cyclotron frequency, $V_A = \frac{B_0}{\sqrt{\mu_0 \rho_0}}$ is the Alfvén velocity. Furthermore, our analysis is suitable based on real magnetoplasma environments, which are desired to be relevant in spiral galaxies^{32,39}. Consequently, for numerical demonstration, we choose the typical consistent parameter values as given in Table I. In this regime, the ion gyro-frequency is typically scaled as $\omega_{ci} \sim 10^{-1} \text{ s}^{-1}$. The plasma is assumed to be rotated with small rotational frequency, i.e. $\Omega_0 < 1$ allowing us to ignore the second- and higher-order terms of Ω_0 . Hence, we neglect the effect of centrifugal force $\Omega_0 \times (\Omega_0 \times r)$ ^{40,41}. Denormalization of Ω_0 implies $\Omega_0/\omega_{ci} \ll 1$. Thus, the numerical value of the rotational frequency is taken to be much lower than the ion gyro-frequency ω_{ci} .

Physical quantity	Symbol	Value	Units
Fluid density	ρ_0	2×10^{-21}	Kg/m^3
Magnetic field	B_0	1×10^{-9}	T
Thermal pressure	P_{g0}	2.95×10^{-13}	N/m^2
Cosmic ray pressure	P_{c0}	2.14×10^{-13}	N/m^2
Electron charge	e	1.6×10^{-19}	C
Ion mass	m_i	1.67×10^{-27}	kg
Thermal speed	C_g	1.39×10^4	m s^{-1}
Cosmic ray speed	C_c	1.19×10^4	m s^{-1}
Rotational frequency	Ω_0	0.076	s^{-1}
Adiabatic index of thermal gas	γ_g	4/3	Unit less
Adiabatic index of cosmic rays	γ_c	4/3	Unit less
Permeability of free space	μ_0	1.26×10^{-6}	H/m
Magnetic resistivity	η	8.28×10^7	$\text{m}^2 \text{ s}^{-1}$
Cosmic ray diffusivity	κ	3.72×10^9	$\text{m}^2 \text{ s}^{-1}$

TABLE I: Values of the typical plasma parameters of spiral galaxies.^{32,39}

III. LINEAR ANALYSIS

We study the propagation of magnetosonic plane waves in this plasma medium along the x -direction. To proceed, we linearize the set of Eqs. (6)-(12) about the equilibrium state, assuming the plasma is uniform with constant density and zero velocity. Dividing the physical quantity f into the equilibrium (f_0) and perturbed (f_1) parts as $f = f_0 + f_1$, where $f = (\rho, B, v_x, v_y, v_z, P_g, P_c)$, $f_0 = (1, 1, 0, 0, 0, P_{g0}, P_{c0})$ and $f_1 = (\rho_1, B_1, v_{x1}, v_{y1}, v_{z1}, P_{g1}, P_{c1})$, we obtain a linearized set of equations from Eqs. (6)-(12).

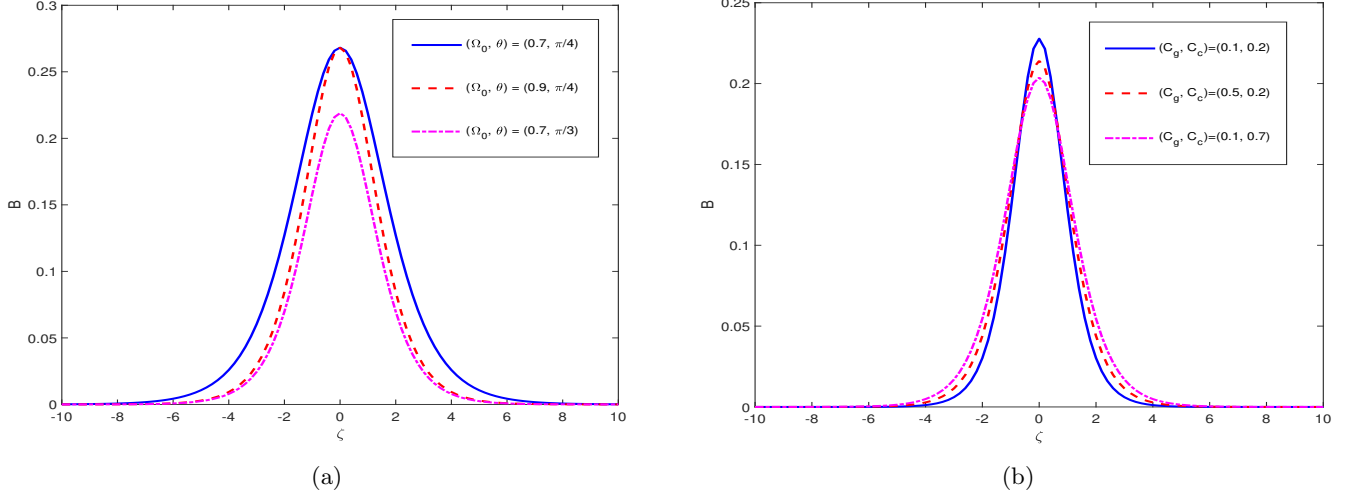


FIG. 2: The typical one-soliton profiles B vs ζ are plotted [see Eq. (26)] for different values of the parameters as mentioned in the legends. The wave amplitude remains unchanged as the rotating frequency Ω_0 increases, however, it decreases due to the increasing value of the angle of rotation (θ) and parameters related to thermal pressure (C_g) and cosmic ray pressure (C_c). The width of the waves decreases due to the increasing effect of Ω_0 and θ , but it becomes wider as θ , C_g and C_c increase. Here, $(C_g, C_c) = (0.2, 0.4)$ and $(\Omega_0, \theta) = (0.9, \pi/3)$ in the subplots (a) and (b), respectively, and $v_0 = 0.1$. The other parameters remain unchanged as in Fig. 1.

Assuming the perturbations to vary as a plane wave of the form $\sim \exp(ikx - i\omega t)$ with wave number k and wave frequency ω , we get the following linear dispersion relation

$$\omega^2 = \left(C_g^2 + C_c^2 \frac{\omega}{\omega + i\kappa k^2} + \frac{\omega}{\omega + i\eta k^2} \right) k^2 + \frac{4\Omega_0^2 \cos^2 \theta \omega^2}{(\omega^2 - 4\Omega_0^2 \sin^2 \theta)}, \quad (13)$$

where $C_g (= \sqrt{\gamma_g P_{g0}})$ and $C_c (= \sqrt{\gamma_c P_{c0}})$ are the normalized form (normalized by V_A) of the speed of thermal gas and cosmic rays, respectively. It is worth mentioning that the denormalization of the above quantities yields $C_g = \sqrt{\frac{\gamma_g P_{g0}}{\rho_0}}$ and $C_c = \sqrt{\frac{\gamma_c P_{c0}}{\rho_0}}$. Due to the presence of the parameters η and κ in the dispersion relation, ω and k become complex. The dispersion is also influenced by the rotational frequency (Ω_0) and the angle θ related to the rotation of the fluid in the xz -plane. If the axis of rotation is taken along x -axis (i.e. $\theta = \pi/2$), the dispersion relation (13) modified to

$$\omega^2 = \left(C_g^2 + C_c^2 \frac{\omega}{\omega + i\kappa k^2} + \frac{\omega}{\omega + i\eta k^2} \right) k^2, \quad (14)$$

where the effects of the Coriolis force disappear due to the rotation of the plasma along the x -axis, however, the influences of magnetic resistivity and cosmic ray diffusivity have been retained. The wave becomes dispersionless in long-wavelength limits (i.e. when $k \ll 1$) and/or when the effects of magnetic resistivity and cosmic ray diffusivity are weak. Consequently, the dispersion reduces to $\omega = ak$ where $a = (1 + C_g^2 + C_c^2)^{1/2}$. In the case of

when the axis of rotation is taken along the z -axis (i.e. $\theta = 0$), the dispersion relation (13) reduces to

$$\omega^2 = \left(C_g^2 + C_c^2 \frac{\omega}{\omega + i\kappa k^2} + \frac{\omega}{\omega + i\eta k^2} \right) k^2 + 4\Omega_0^2. \quad (15)$$

The dispersion (15) includes the effect of the Coriolis force due to the rotation of the plasma. Assuming the plasma to be a highly conducting fluid, if the effect of magnetic resistivity is ignored, the above-normalized dispersion relation (15) reduces to the dispersion relation as obtained by Turi and Misra³² upon denormalization, in the absence of self-gravitation. Further, disregarding the effect of Coriolis force due to the rotation of the fluid, cosmic ray pressure, and cosmic ray diffusion, one can recover the typical magnetosonic mode with phase velocity $\omega/k = (C_g^2 + V_A^2)^{1/2}$ as given in Bittencourt⁴². Due to the effect of cosmic ray diffusivity and magnetic resistivity, the wave becomes unstable, i.e., it can be either damped or anti-damped. To obtain the growth rate (or damping), we separate the real and imaginary parts of the wave frequency as $\omega = \omega_r + i\gamma$, assuming $|\gamma|$, $|\kappa|$, $|\eta| \ll \omega_r$, $\frac{\omega}{\omega + i\kappa k^2} \approx (1 - i\frac{\kappa k^2}{\omega_1})$ and $\frac{\omega}{\omega + i\eta k^2} \approx (1 - i\frac{\eta k^2}{\omega_1})$, where ω_1 is the solution of Eq. (15) at $\eta = \kappa = 0$. We found that the magnetosonic wave gets damped, and the absolute value of damping is estimated to be $|\gamma| \sim \frac{1}{2}(C_c^2 \kappa + \eta) \frac{k^4}{\omega_1^2}$ and the real part is $\omega_r = \omega_1$. The dispersion relation (15) includes complex parts due to the contribution of η and κ to the wave mode. In the context of spiral galaxies, a significant contribution of η and κ causes damping into the waves, resulting in wave energy decay, hence transferring energy to the ISM. This transformation of wave energy to thermal energy contributes to heating the ISM

of spiral galaxies.

To study the dispersion and damping characteristic of the magnetosonic wave, we take numerical results from Eq. (15) displayed in Fig. 1. The plots of the real part $\omega_r = \omega_r(k)$ are shown in the subplot (a) for different values of the parameters Ω_0 , C_g and C_c associated with the rotational frequency, thermal pressure and cosmic ray pressure, respectively. It is found that initially, for $k \ll 1$, the profile of ω_r remains parallel to the axis of wave number, i.e., the phase velocity approaches a constant value, as we discussed earlier. Beyond the limit $k \ll 1$, the frequency of the wave increases with increasing values of k . The profiles (ω_r) are plotted for four sets of values of Ω_0 , C_g and C_c . It has been observed from the profiles that an increase in either of these three parameters, keeping the values of alternate parameters fixed, leads to an enhancement of the wave frequency. However, in the limit $k \ll 1$, the increases in wave frequencies are found to be negligible for increasing values of C_g and C_c , beyond the limit, the increments are transpicuous. In the subplots (b) and (c) of Fig. 1, the profiles of estimated damping rate $\gamma = \gamma(k)$ are plotted for different values of Ω_0 , C_g , C_c and κ , η , respectively. The figures show that the absolute damping rate is negligible in the limit $k \ll 1$, but the damping grows with increasing values of k . Subplot (b) depicts that an increase in the values of Ω_0 and C_g decreases the absolute damping rate, whereas the wave damping increases with increasing value of the parameter C_c . On the other hand, from the subplot (c), the significant growth in the damping rate has been noticed with the increasing values of η and κ , which leads to unstable behaviour on wave mode. Magnetic resistivity η and cosmic ray diffusivity κ do not contribute to the real part of the wave frequency but influence the wave damping. However, subplots (a) and (b) show that the absolute damping γ reduces as the rotating frequency increases, but the real part of the wave frequency increases. So, it is interesting to observe that the damping due to magnetic resistivity and cosmic ray diffusivity becomes insignificant with an increase in rotating frequency.

IV. NONLINEAR ANALYSIS

The linear analysis in Sec. III reveals that the instability or damping of the magnetosonic waves is caused by the contribution of cosmic ray diffusivity (κ) and magnetic resistivity (η). The Coriolis force and the modified pressure, due to the rotational effects and cosmic ray effects, respectively, influenced the damping rate of the wave. The damping rate is estimated as $|\gamma| \sim (C_c^2 \kappa + \eta) k^4 / 2\omega_1^2$ in the linear perturbation. We investigate whether the linear perturbation can form nonlinear structures as they propagate and the nonlinear effect intervenes. Further, in the linear regime, perturbations are assumed to be very small, allowing us to disregard any nonlinear effects. In this section, we lighten the condition of small perturbation limits and intervene in nonlinear effects for which the linear theory is no longer valid,

leading to the perturbation excitation of shocks, solitons, and rogue waves. To this end, we will derive evolution equations (KdVB equation in Subsection IV A and the NLS equation in Section V) for such nonlinear waves in the preceding sections and examine their behaviour in different parametric regimes.

A. KdVB Equation Derivation

In this subsection, we are interested in the non-linear evolution of progressive shocks of the one-dimensional plane in a frame that moves along the x -axis with the wave phase velocity. For this purpose, we derive an evolution equation for small-amplitude shocks and study their characteristics in physical parameter space. To employ the standard reductive perturbation technique, we stretch the space and time coordinates,

$$\xi = \epsilon^{1/2}(x - \lambda t), \tau = \epsilon^{3/2}t, \quad (16)$$

where λ is the wave's phase velocity and the parameter ϵ measures the weakness of the nonlinearity. We expand the dependent variables in terms of ϵ as²⁶

$$\begin{aligned} \rho &= 1 + \epsilon\rho_1 + \epsilon^2\rho_2 + \dots, \\ v_x &= 0 + \epsilon v_{x1} + \epsilon^2 v_{x2} + \dots, \\ v_z &= 0 + \epsilon v_{z1} + \epsilon^2 v_{z2} + \dots, \\ B &= 1 + \epsilon B_1 + \epsilon^2 B_2 + \dots, \\ P_g &= P_{g0} + \epsilon P_{g1} + \epsilon^2 P_{g2} + \dots, \\ P_c &= P_{c0} + \epsilon P_{c1} + \epsilon^2 P_{c2} + \dots, \end{aligned} \quad (17)$$

while v_y is expressed as

$$v_y = 0 + \epsilon^{3/2}v_{y1} + \epsilon^{5/2}v_{y2} + \dots \quad (18)$$

Linear analysis in Sec. III reveals that wave damping occurs due to the effect of η and κ . Thus, we assume that $\eta \sim \eta_0 \epsilon^{1/2}$ and $\kappa \sim \kappa_0 \epsilon^{1/2}$ to make the perturbation evolution equation consistent, where η_0 and κ_0 are of the order of unity. The parameters η and κ are expanded in the lowest order of ϵ to take into account their effects for the propagation of dissipative magnetosonic shock waves numerically, which are valid as resistive and diffusive terms in Eq. (10) and (12), respectively, are almost linearly proportional to the number density. Similar assumptions have been made previously in many experimental situations^{43,44}. For large values of η_0 and κ_0 , one can choose a higher order of ϵ (i.e., $\eta \sim \epsilon\eta_0$, $\kappa \sim \epsilon\kappa_0$) and in those cases sharp rising shock waves are noticed compared to oscillatory and monotonic shock waves (for $\eta \sim \epsilon^{1/2}\eta_0$, $\kappa \sim \epsilon^{1/2}\kappa_0$).

Inserting the stretched coordinates (16), the expressions (17) and (18) into the Eqs. (6) to (12), we identify the different powers of ϵ . From the lowest order of ϵ , we obtain the following expressions:

$$\begin{aligned} v_{x1} &= \lambda\rho_1 = \lambda B_1, P_{g1} = C_g^2 B_1, v_{z1} = \lambda \cot \theta B_1, \\ P_{c1} &= C_c^2 B_1, v_{y1} = \frac{\lambda^2}{2\Omega_0} \frac{\cot \theta}{\sin \theta} \frac{\partial B_1}{\partial \xi}, \end{aligned} \quad (19)$$

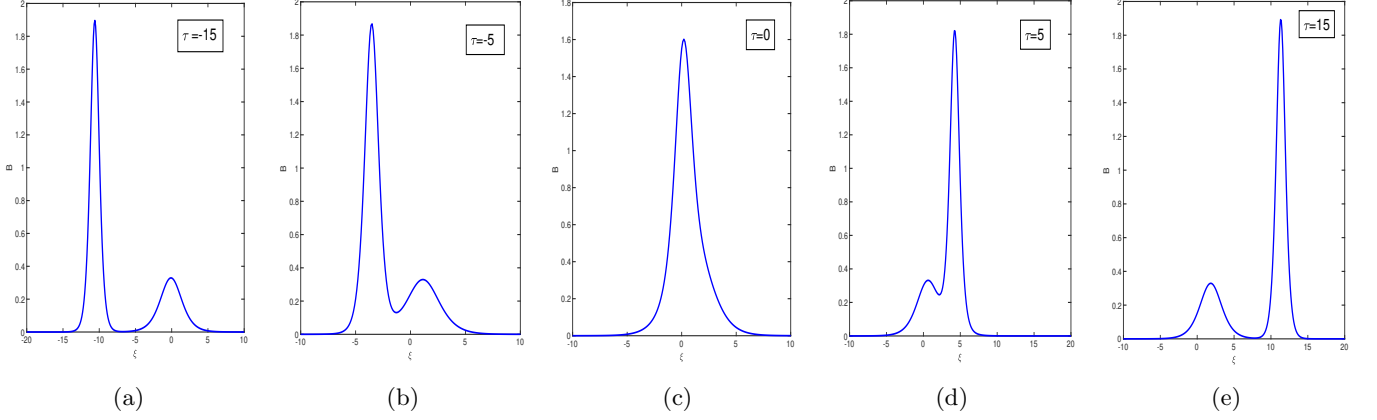


FIG. 3: Two-soliton profiles B vs ξ are displayed [see Eq. (29)] for different values of τ showing the two solitons with different amplitudes collide and exchange energy and phase. For $\tau < 0$ [see subplots (a) and (b)], the soliton with higher amplitude stays behind the lesser one. At $\tau = 0$ [see subplot (c)] two solitons collide and become one-soliton, after that, the soliton with higher amplitude moves faster than the lesser one [see subplots (d) and (e)]. Here, $(\Omega_0, \theta, C_g, C_c) = (0.7, \pi/4, 0.2, 0.4)$, $k_1 = 0.5$ and $k_2 = 1.2$. The other parameters remain unchanged as in Fig. 1.

together with the compatible condition,

$$\lambda^2 = (1 + C_g^2 + C_c^2) \times \frac{1}{(1 + \cot^2 \theta)}. \quad (20)$$

We obtained this cosmic ray modified phase velocity due to the interaction of ionized gas with cosmic rays. In this expression of the phase velocity (20), if one neglects the effects of the parameters related to modification of pressure due to cosmic ray interaction, the expression agrees with the phase velocity as obtained in Ref.²⁶ in absence of Zeeman energy. Next, we obtain a set of equations in the next order of ϵ . Eliminating those perturbed quantities from the equations and using the results given in Eq. (19), we derive the following KdVB equation,

$$\frac{\partial B}{\partial \tau} + QB \frac{\partial B}{\partial \xi} + R \frac{\partial^3 B}{\partial \xi^3} = S \frac{\partial^2 B}{\partial \xi^2}, \quad (21)$$

where the first-order magnetic field perturbation B_1 is replaced by B . The coefficient of nonlinearity Q , the coefficient of dispersion R and the coefficient of dissipation S are obtained as

$$Q = \frac{\lambda(3 + C_g^2 + C_c^2 + \gamma_g C_g^2 + \gamma_c C_c^2)}{(1 + C_g^2 + C_c^2 + \lambda^2 + \lambda^2 \cot^2 \theta)}, \quad (22)$$

$$R = \frac{\lambda^5 \cot^2 \theta}{4\Omega_0^2 \sin^2 \theta} \times \frac{1}{(1 + C_g^2 + C_c^2 + \lambda^2 + \lambda^2 \cot^2 \theta)}, \quad (23)$$

$$S = \frac{(\kappa_0 C_c^2 + \eta_0)}{(1 + C_g^2 + C_c^2 + \lambda^2 + \lambda^2 \cot^2 \theta)}. \quad (24)$$

Here, all the coefficients Q , R and S are modified due to the presence of the parameters C_g , C_c and θ related to the effects of thermal pressure, cosmic ray pressure and axis of rotation, respectively. However, in addition to these parameters, the diffusivity of cosmic rays (κ_0) and the magnetic resistivity (η_0) affect the dissipation coefficient S whereas the rotation frequency (Ω_0) affects the dispersion coefficient R . In the absence of cosmic ray

diffusivity ($\kappa_0 = 0$) and magnetic resistivity ($\eta_0 = 0$), Eq. (21) reduces to the well-known KdV equation, and the solution can be obtained in terms of a solitary wave pulse. In other words, the parameters κ_0 and η_0 in the present model yield the formation of shock structures. In the limiting case, $\theta = \pi/2$, the dispersion coefficient vanishes, consequently Eq. (21) reduces to the Burgers equation having a stationary shock profile. Now, we move on to find various types of soliton and shock wave solutions from Eq. (21) for different cases.

B. Soliton Solutions

In the turbulence zones of ISM of spiral galaxies, such as galaxy centre, star-forming regions, and supernova remnants, generally the magnetic Reynold number is high, and the magnetic fields follow the “frozen-in-field” condition on large scales. In such regions, magnetic fields can sustain over a long period of time and reduce cosmic ray diffusive ability by trapping them for longer periods. Therefore, it is conventional to consider the cases of weak magnetic resistivity (η_0) and cosmic ray diffusivity (κ_0). Neglecting the effect of η_0 and κ_0 , one can obtain the following KdV equation from Eq. (21), as

$$\frac{\partial B}{\partial \tau} + QB \frac{\partial B}{\partial \xi} + R \frac{\partial^3 B}{\partial \xi^3} = 0, \quad (25)$$

which admits the well-known one-soliton solution given by,

$$B = \frac{3v_0}{Q} \text{sech}^2 \left[\sqrt{\frac{v_0}{4R}} \zeta \right] \quad (26)$$

where $\zeta = \xi - v_0 \tau$ and v_0 is the speed of the travelling wave. The typical profiles of one-soliton (solitary wave pulse) are plotted in Fig. 2 for different values of plasma

parameters Ω_0 , θ (in the subplot (a)) and C_g , C_c (in the subplot (b)), respectively. The width of the wave is found to become narrower, however, the amplitude of the wave remains unchanged as the rotating frequency Ω_0 increases. But, if the angle of rotation θ increases, the amplitude and width of the solitary wave pulse decrease. Subplot (b) shows that a small increase in thermal pressure (C_g) and cosmic ray pressure (C_c) decrease the wave amplitude, but the width of the pulse becomes wider.

Now, we describe the transmission and interactions of two-soliton solutions for the KdV equation employing Hirota's bilinear method⁴⁵. Recalling the variables ξ by $\tilde{\xi}B^{1/3}$, B by $6\tilde{B}Q^{*-1}R^{1/3}$ and τ by $\tilde{\tau}$, we rewrite the KdV equation as

$$\frac{\partial \tilde{B}}{\partial \tilde{\tau}} - 6\tilde{B}\frac{\partial \tilde{B}}{\partial \tilde{\xi}} + \frac{\partial^3 \tilde{B}}{\partial \tilde{\xi}^3} = 0. \quad (27)$$

$$B = -12 \frac{R^{1/3}}{Q^*} \frac{k_1^2 e^{\theta_1} + k_2^2 e^{\theta_2} + a_{12} e^{\theta_1 + \theta_2} (k_2^2 e^{\theta_1} + k_1^2 e^{\theta_2}) + 2(k_1 - k_2)^2 e^{\theta_1 + \theta_2}}{(1 + e^{\theta_1} + e^{\theta_2} + a_{12} e^{\theta_1 + \theta_2})^2}, \quad (29)$$

where $\theta_i = \frac{k_i}{R^{1/3}}\xi - k_i^3\tau$ ($i = 1, 2$) and \tilde{B} is replaced by $\tilde{B} = \frac{Q^*B}{6R^{1/3}}$. As $\tau \gg 1$ the obtained solution (29) converts to the following superposed two individual single-soliton solutions, gradually, as follows⁴⁶

$$B_{12} \sim \sum_{i=1}^2 A_i \text{sech} \left[\frac{k_i}{2R^{1/3}} (\xi - k_i^2 R^{1/3} \tau + \Delta_i) \right], \quad (30)$$

where $A_i = \frac{3R^{1/3}k_i^2}{2Q^*}$ ($i = 1, 2$) is the amplitude and the phase shifts of the solitons due to interactions are $\Delta_{1,2} = \pm \frac{2R^{1/3} \log \left| \frac{k_2 - k_1}{k_2 + k_1} \right|}{k_{1,2}}$.

Numerically, we demonstrate the temporal evolution and phase shift of the two-soliton solution of the KdV equation by the interaction of two solitons. In Fig. 3, the time evaluation of two solitons interactions B vs ξ have been plotted for different values of τ . One can observe that two solitons with different amplitudes collide and exchange energy and phase. The shape and size of both solitons may alter during collision. Fig. 3 also depicts that for $\tau < 0$, the soliton with higher amplitude stays behind the lesser one and as τ increases, the two solitons get closer. Subsequently, two solitons collide at $\tau = 0$ and become one-soliton, after that, the soliton with higher amplitude moves faster than the lesser one, keeping the latter one behind. The temporal interaction of two solitons represents the mechanism for transporting energy and momentum in the ISM of spiral galaxies. Interaction between two solitons can lead to a localized amplification of energy and magnetic field. We noticed that when we changed the parametric values of the plasma model for the two-soliton solution, the characteristics framework stayed consistent with what we saw for the one-soliton solution.

where $Q^* = -Q$. Assuming the transformation $\tilde{B} = -2(\log f)_{\tilde{\xi}\tilde{\tau}}$, we obtain the Hirota bilinear form of Eq. (27) as

$$\left(D_{\tilde{\xi}} D_{\tilde{\tau}} + D_{\tilde{\xi}}^4 \right) \{f \cdot f\} = 0, \quad (28)$$

where $f = 1 + \epsilon \left(e^{\tilde{\theta}_1} + e^{\tilde{\theta}_2} \right) + \epsilon^2 f_2$, $\tilde{\theta}_i = k_i \tilde{\xi} + \tilde{\omega}_i \tilde{\tau}$ ($i = 1, 2$) and D represents Hirota's operator. Collecting various powers of ϵ from Eq. (28), we obtain $\tilde{\omega}_i = -k_i^3$ and $f_2 = a_{12} e^{\tilde{\theta}_1 + \tilde{\theta}_2}$, with phase shift $a_{12} = \frac{(k_1 - k_2)^2}{(k_1 + k_2)^2}$. Finally, we have the two-soliton solution of Eq. (25) obtained as

C. Shock Wave Solutions

After that, we discuss the case in which the effects of the parameter κ_0 and η_0 are considerable, and consequently, the dissipation coefficient S plays a significant role in the evaluation of the shock wave solution of the KdVB equation (21). The dispersion coefficient R disappears for $\theta = \pi/2$ and, as a result, Eq. (21) reduces to the Burgers equation with a stationary shock solution as⁴⁷,

$$B(\xi, \tau) = \frac{2U_0}{Q} \left[1 - \tanh \left\{ \frac{U_0}{2S} (\xi - U_0 \tau) \right\} \right], \quad (31)$$

where U_0 is the speed of the wave. For nonzero values of R , we find an analytic solution of (21) by employing Bernoulli's method²⁶ and do a numerical simulation to study the behaviours of monotonic and oscillatory shock wave pulses, respectively.

Analytic Solution

Using the stationary wave frame $\chi = -(\xi - v\tau)$ moving with speed v and integrating over the variable χ , we obtain,

$$R \frac{d^2 B}{d\chi^2} + S \frac{dB}{d\chi} + \frac{Q}{2} B^2 - vB = 0, \quad (32)$$

where we use the boundary conditions $B, \frac{dB}{d\chi}, \frac{d^2 B}{d\chi^2} \rightarrow 0$ as $\chi \rightarrow \pm\infty$. Following the method, we obtain a travelling wave solution of (21) as,

$$B(\chi) = a_0 + a_1 G(\chi) + a_2 G^2(\chi), \quad (33)$$

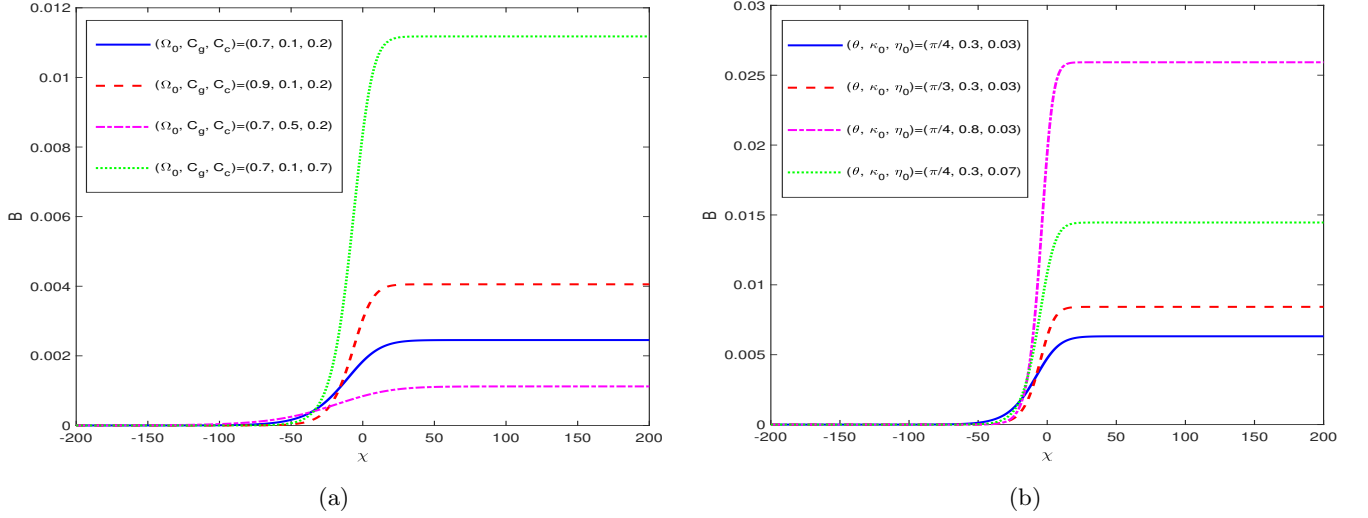


FIG. 4: The magnetosonic shock profiles B vs χ are plotted [see Eq. (38)] for different parametric values as mentioned in the legends. The amplitude is shifted to higher values and the width becomes narrower due to the increasing effect of rotational frequency (Ω_0), angle of rotation (θ), cosmic ray diffusivity (η_0), magnetic resistivity (κ_0) and the parameter C_c related to cosmic pressure. However, the amplitude is shifted to lower values and the width becomes wider for increasing values of the parameter C_g related to cosmic ray pressure. Here, $(\theta, \kappa, \eta) = (\pi/3, 0.3, 0.03)$ and $(\Omega_0, C_g, C_c) = (0.9, 0.2, 0.4)$ for the subplots (a) and (b), respectively. The other parameters remain unchanged as in Fig. 1.

where $G(\chi) = \sigma/2 \{1 + \tanh[(\sigma/2)\chi]\}$ is the solution of the Bernoulli's equation,

$$\frac{dG(\chi)}{d\chi} = \sigma G(\chi) - G^2(\chi). \quad (34)$$

and the unknown constants a_i ($i = 0, 1, 2$) and σ are to be calculated later. Differentiating Eq. (33) up to second order with respect to χ , we obtain,

$$\frac{dB}{d\chi} = (a_1 + 2a_2G)(\sigma G - G^2) \quad (35)$$

and

$$\frac{d^2B}{d\chi^2} = [a_1(\sigma - 2G) + 2a_2(2\sigma G - 3G^2)](\sigma G - G^2). \quad (36)$$

Plugging the expressions (33), (35) and (36) into (32) and collecting various terms of the same degree of G , we get,

$$a_0 = 2\frac{v}{Q}, a_1 = 0, a_2 = -12\frac{R}{Q}, \sigma = -\frac{S}{5R} \quad (37)$$

and the speed of the moving frame $v = \frac{6S^2}{25R}$. Therefore, the localized solution of the KdVB equation (21) is written as follows,

$$B = \frac{3S^2}{25QR} \left[\text{sech}^2\left(\frac{S}{10R}\chi\right) + 2 \left\{ 1 + \tanh\left(\frac{S}{10R}\chi\right) \right\} \right], \quad (38)$$

which describes a composite form of solitary and Burger shock structure. In other words, the solution (38) represents an admixture of sech^2 and \tanh type waveform.

The graphical representations of such profiles have been displayed in Fig. 4 for distinct parametric values, as stated in the caption of the corresponding figure. The figures reveal that, due to the increments in the values of the parameters Ω_0 , θ , η_0 and κ_0 , the amplitude is shifted to higher values, while the width becomes narrower for the monotonic shock wave pulses. Thus, cosmic ray diffusivity and magnetic resistivity play a key role in determining the nature and magnitude of the shock pulse in a dissipative magneto-rotating plasma under the effect of Coriolis force. The effect of modified pressure by combining the cosmic ray pressure (relating parameter C_c) with thermal pressure (relating parameter C_g) has been observed from the subplot (a) of Fig. 4. It has been noticed that when C_c is fixed, the amplitude is shifted to lower values and the width becomes wider for increasing values of C_g ; however, the amplitude increases and the width becomes narrower for increasing values of C_c . Due to the effect of cosmic ray modified pressure, cosmic ray diffusivity, and magnetic resistivity, the dissipation term in Eq. (21) is dominant. Therefore, Fig. 4 indicates that the energy dissipation caused by the cosmic ray effects leads to the temporal evaluation of shock wave profiles in the ISM of spiral galaxies. In other words, the ISM's shock wave structures are key mechanisms for accelerating cosmic rays.

Numerical Solution

Now, we numerically solve the Eq. (21) to look into further potential structures and their characteristics. To

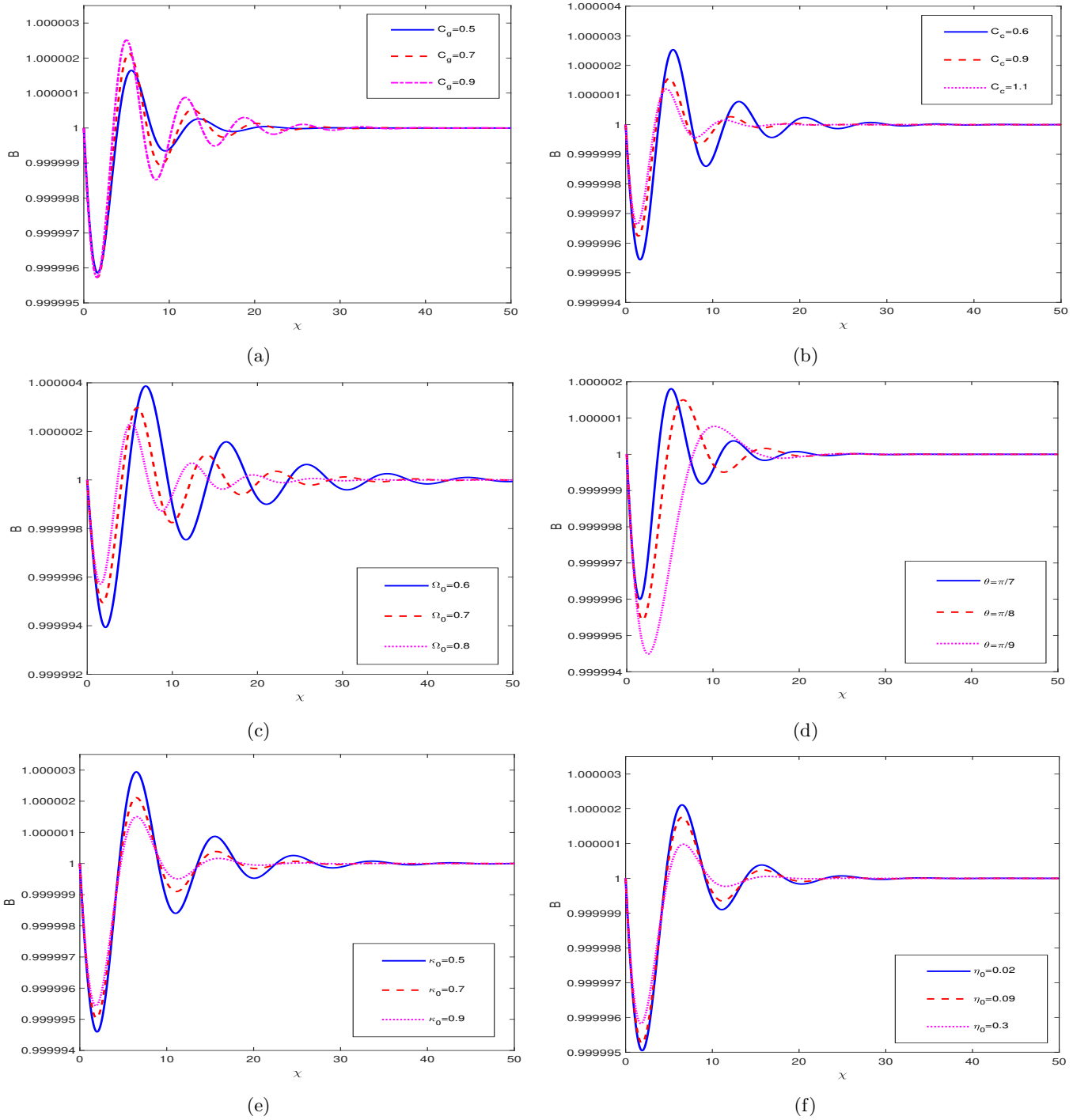


FIG. 5: The magnetosonic oscillatory shock profiles B vs χ are plotted [see Eq. (39)] for different values of the parameters as mentioned in the legends. The strength and width of the oscillatory shock grow as the parameter C_g related to thermal pressure and the angle of rotation (θ) increases, whereas they become smaller and tend to damp faster as the parameter C_c related to cosmic pressure, rotational frequency (Ω_0), cosmic ray diffusivity (κ_0) and magnetic resistivity (η_0) increase. The parameters in the subplots, except the variation parameter, are fixed as $(C_g, C_c, \Omega_0, \theta, \kappa_0, \eta_0) = (0.7, 0.6, 0.8, \pi/7, 0.9, 0.02)$.

do so, we present Eq. (21) in the following coupled differential equation as

$$\begin{aligned} \frac{dB}{d\chi} &= Z, \\ \frac{dZ}{d\chi} &= \frac{v}{R}B - \frac{Q}{2R}B^2 - \frac{S}{R}Z, \end{aligned} \quad (39)$$

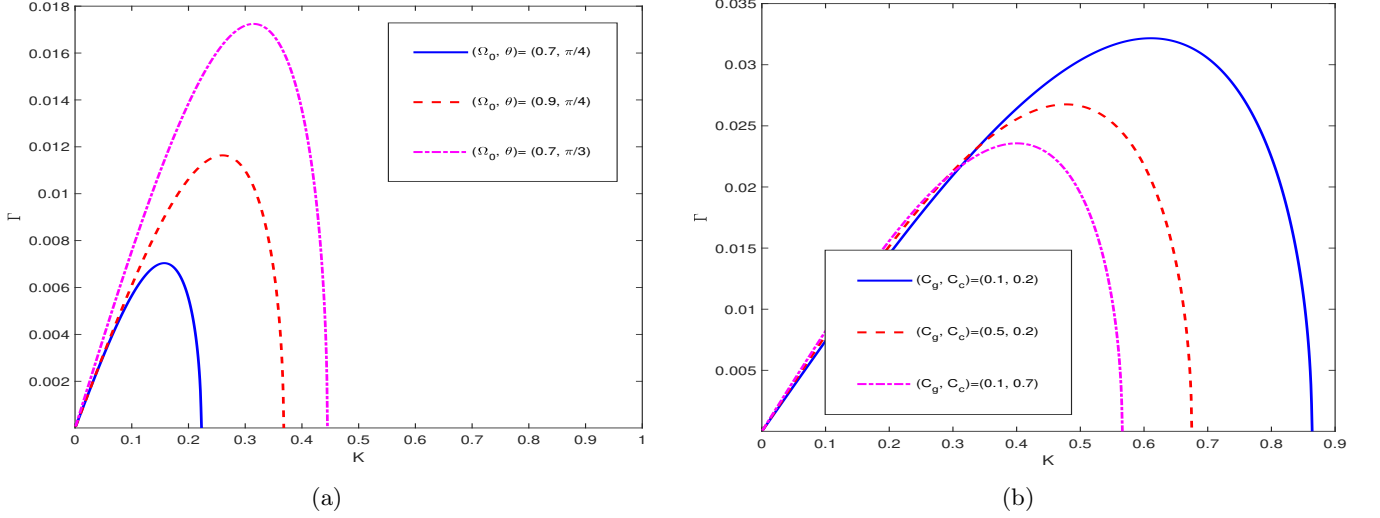


FIG. 6: The development of the instability growth rate Γ [see Eq. (52)] against the modulated wavenumber K is shown for different values of parameters as mentioned in the legends. As the modulated wave number K rises, the growth rate increases until it hits a critical growth rate, say Γ_c . For progressively higher values of K , it sharply declines after reaching the critical value $\Gamma = \Gamma_c$. Here, $B_0 = 0.04$ and other parameters remain unchanged as in Fig. 2.

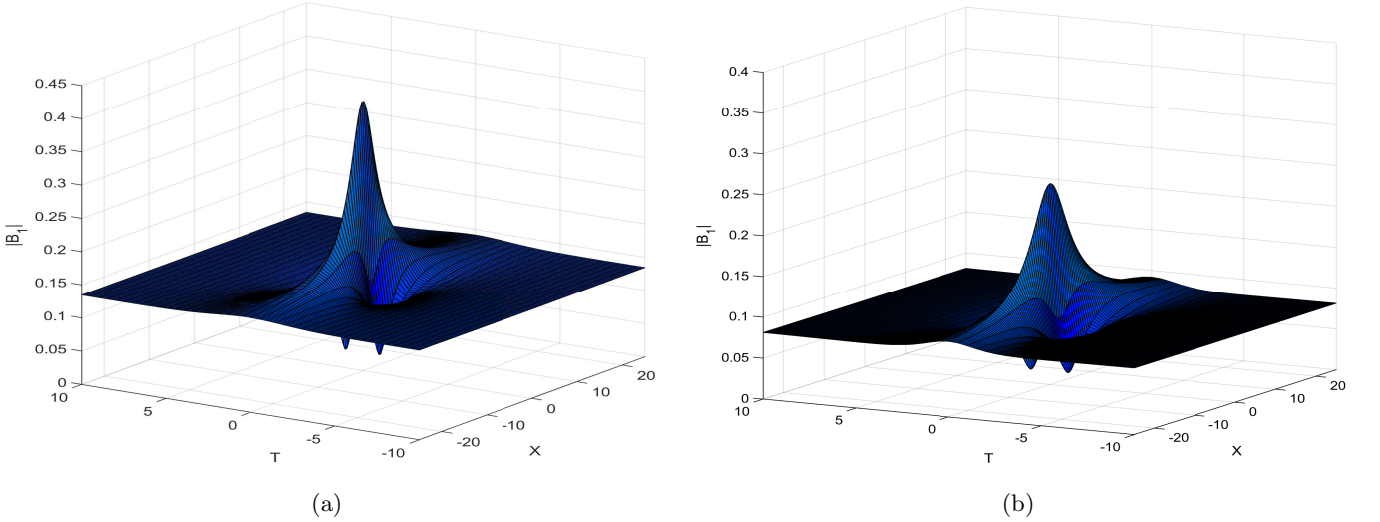


FIG. 7: The three-dimensional first-order rogue wave profiles $|B_1|$ are displayed [see Eq. (53)] for two different values of the rotational frequency, $\Omega_0 = 0.7$ and $\Omega_0 = 0.9$ in the subplots (a) and (b), respectively. The increase in rotational frequency results in a decrease in the rogue wave's amplitude and width. The observation is quite natural, as the pulse cannot gain energy from the background wave. Here, $(C_g, C_c, \theta) = (0.1, 0.7, \pi/3)$ and all other parameters remain unchanged as in Fig. 2.

which admits two fixed points, $(0, 0)$ and $(2v/Q, 0)$. Next, we employ the fourth-order Runge-Kutta method to solve Eq. (21) to study the effects of different parameters involved in the model, and the results obtained are displayed in Fig. 5. Subplots (a) and (b) show the effects of C_g and C_c on the oscillatory shock structures. We observe that as C_g increases, the strength and width of the oscillatory shock grow, whereas they become smaller and tend to damp faster as C_c increases. Subplots (c) and (d) illustrate how the rotational frequency Ω_0 with the angle

of rotation θ affects the oscillatory shock profiles. It is found that the oscillatory shock wave strength and width become smaller and tend to damp faster with increasing values of Ω_0 with a fixed angle of rotation. On the other hand, the amplitude and width increase as θ increases for a fixed angle of rotation. Subplots (e) and (f) indicate that due to small increments in cosmic ray diffusivity κ_0 and magnetic resistivity η_0 , the strength and width of oscillatory shock structures become smaller and tend to damp faster. The physical significance behind this phe-

nomenon is that when the dissipative effects dominate the plasma environment, the monotone shock profile is formed, otherwise, the behaviour remains oscillatory.

V. MODULATIONAL INSTABILITY AND ROGUE WAVE SOLUTIONS

In this section, we are interested in studying the magnetosonic wavepackets' modulation instability (MI) and the characteristics of rogue wave solutions. In the limit of low frequency (i.e., when the carrier wave frequency is much smaller than the plasma frequency), neglecting the effect of magnetic resistivity and cosmic ray diffusivity due to high Reynold number and "frozen-in-field" condition in the turbulence zones of ISM of spiral galaxies as discussed in Sec. IV B, we derive a nonlinear Schrödinger (NLS) equation from Eq. (21) that describes the weakly nonlinear evolution of the modulated wave packet's envelope. To this end, we consider the solution of Eq. (21) in the form of a weakly modulated sinusoidal wave,

$$B = \sum_{n=1}^{\infty} \epsilon^n \sum_{l=-\infty}^{\infty} B_l^{(n)}(X, T) \exp[i l (k\xi - \omega\tau)]. \quad (40)$$

Here, k and ω are carrier wave number and angular frequency, respectively. Further, we stretched the coordi-

nates, X and T as

$$\begin{aligned} X &= \epsilon(\xi - v_g\tau), \\ T &= \epsilon^2\tau, \end{aligned} \quad (41)$$

where v_g denotes the group velocity, which will be calculated later. All perturbed quantities are supposed to vary on the fast scales through the phase $(k\xi - \omega\tau)$ only, while the slow scales (X , T) enter the arguments of the l -th harmonic amplitude $B_l^{(n)}$. $B_l^{(n)}$ is kept equal to its complex conjugate $B_l^{(n)*}$ to ensure that B remains real. The two partial differential operators $\partial/\partial\tau$ and $\partial/\partial\xi$ can be replace as follows,

$$\begin{aligned} \frac{\partial}{\partial\tau} &\rightarrow \frac{\partial}{\partial T} - \epsilon v_g \frac{\partial}{\partial X} + \epsilon^2 \frac{\partial}{\partial T}, \\ \frac{\partial}{\partial\xi} &\rightarrow \frac{\partial}{\partial X} + \epsilon \frac{\partial}{\partial X}. \end{aligned} \quad (42)$$

Substituting the expressions from (40)-(42), into the Eq. (21), we obtain,

$$\begin{aligned} -i\omega l B_l^{(n)} - v_g \frac{\partial}{\partial T} B_l^{(n-1)} + \frac{\partial}{\partial T} B_l^{(n-2)} + A \sum_{n=1'}^{\infty} \sum_{l'=-\infty}^{+\infty} \left(i l k B_{l-l'}^{(n-n')} B_{l'}^{(n')} + B_{l-l'}^{(n-n'-1)} \frac{\partial}{\partial X} B_{l'}^{(n')} \right) \\ + B \left(-i l^3 k^3 B_l^{(n)} - 3 l^2 k^2 \frac{\partial B_l^{(n-1)}}{\partial X} + 3 i l k \frac{\partial^2 B_l^{(n-2)}}{\partial X^2} + \frac{\partial^3 B_l^{(n-3)}}{\partial X^3} \right) = 0. \end{aligned} \quad (43)$$

In Eq. (43), from the first order with the first harmonic (i.e. $n = 1$, $l = 1$), we obtain the linear dispersion relation,

$$\omega = -Rk^3. \quad (44)$$

From the second order with the first harmonic (i.e. $n = 2$, $l = 1$), we obtain the expression for group velocity as

$$v_g = 3Rk^2 = \frac{\partial\omega}{\partial k}. \quad (45)$$

Similarly, for $n = 2$ and $l = 2$, we obtain $B_2^{(2)} = \frac{A}{6Rk^2} B_1^{(1)2}$ and for $n = 3$, $l = 0$, we get $B_0^{(2)} = -\frac{Q}{v_g} |B_1^{(1)}|^2$. Proceeding to the third order ($n = 3$) with the first harmonic ($l = 1$), we obtain an explicit compatibility condition leading to the NLS equation,

$$i \frac{\partial B}{\partial T} + \frac{1}{2} M \frac{\partial^2 B}{\partial X^2} + N |B|^2 B = 0, \quad (46)$$

where $B_1^{(1)}$ is replaced by B for simplicity. The dispersion and the nonlinear coefficients in Eq. (46) are given by

$$M = 6Rk \quad (47)$$

and

$$N = \frac{Q^2}{6Rk}, \quad (48)$$

respectively. Eq. (46) describes the nonlinear evolution of modulated magnetosonic wave packet envelopes, which can also be obtained directly by plugging the Eqs. (40) and (42) into Eqs. (6)-(12). In that case, the NLS represents an arbitrary frequency wave carrier with much more complicated expressions for M and N . However, in principle, the arbitrary frequency NLS equation should bring down to the Eq. (46) in the limit of low-frequency wave⁴⁸. The study of such low-frequency waves and the modulation of sinusoidal waves, which describe various physical phenomena in plasma, is quite natural.

To study the MI, we consider a small perturbation δB such that $B = B_0 + \delta B \exp i\Delta B$. B_0 is the amplitude

of the carrier wave such that $|B_0| \gg |\Delta B|$, Δ being the nonlinear frequency shift. Using the expansion of B in Eq. (46), we obtain,

$$\Delta = -Q|B_0|^2 \quad (49)$$

and

$$i\frac{\partial B}{\partial T} + \frac{1}{2}M\frac{\partial^2 B}{\partial X^2} + N|B_0|^2(\delta B + \delta B^*) = 0, \quad (50)$$

where δB^* is the complex conjugate of δB . Assuming the amplitude perturbation varies as $\exp(iKX - i\tilde{\Omega}T)$, we derive the nonlinear dispersion relation as follows,

$$\tilde{\Omega}^2 = M^2K^2(K^2 - \frac{2B_0N}{M}). \quad (51)$$

Here, K and $\tilde{\Omega}$ are modulated wave number and frequency, respectively. Based on the nonlinear analysis of the envelope dynamics, it is assumed that there are two kinds of envelope solitons, bright (unstable) and dark (stable). If $MN < 0$, Eq. (51) possesses real solutions in terms of $\tilde{\Omega}$ for all real values of K , consequently, the magnetosonic waves become dark (stable) envelope solitons in this region. However, in our case where $MN > 0$, the region carries bright (unstable) envelope solitons in the presence of small external perturbation. In this region, there exists a critical modulated wave number $K_c = \sqrt{2N|B_0|^2/M}$ below which $\tilde{\Omega}$ becomes imaginary, and MI takes place. For $MN > 0$ and $K < K_c$, the growth rate of MI is specified as,

$$\Gamma = |M|K^2\sqrt{\frac{K_c^2}{K^2} - 1}. \quad (52)$$

The maximum growth rate is $\Gamma_{max} = N|B_0|^2$ at $K = K_c/\sqrt{2}$. The growth rate of instability depends on the coefficients M and N (which are further influenced by various plasma parameters), any changes in the plasma parameters certainly change the growth rate of instability. The coefficients M and N are modified due to the inclusion of cosmic ray pressure, which affects the growth of the instability. The graphs of the growth rate Γ have been plotted against the modulated wave number K in Fig. 6 for different values of rotational frequency Ω_0 , angle of rotation θ (see subplot (a)), the parameter associated with thermal pressure C_g and cosmic ray pressure C_c (see subplot (b)), respectively. We observe that Γ increases with the increasing value of Ω_0 and θ , however, it decreases as the values of C_g and C_c increase. It has been noticed that including cosmic ray pressure in the present model reduces the instability growth. Furthermore, the plots in Fig. 6 show that the growth rate increases with increasing modulated wave number K until it reaches a critical growth rate (say, Γ_c), which varies for different plasma parameters. After reaching the critical valued growth rate, it intensely decreases for further higher values of K . In particular, one can find $\Gamma_c = 0.017$ at $K = 0.3$ in the subplot (a) of Fig. 6 for $k = 0.4$ and $\theta = \pi/3$.

A. Rogue Wave Solutions

The MI of the magnetosonic wavepackets leads to the generation of freak waves. Generations of such waves in the region $MN > 0$, are noticed to appear instantaneously and depart without any track down. Subsequently, the NLS Eq. (46) admits rational solutions localized in both space and time variables^{20,49} as follows,

$$B_1(X, T) = \sqrt{M/N} \left[\frac{4(1 + 2iMT)}{1 + 4X^2 + 4M^2T^2} - 1 \right] \exp(iMT). \quad (53)$$

The first-order rational rogue solution (53) reveals that a significant amount of magnetosonic wave energy is concentrated in a relatively small area in space. Typically, rogue waves are the envelopes of carrier waves having wavelengths smaller than those of the central region of the envelope. These waves have the unusual feature of not being periodic in both space and time. Combinations of multiple first-order rogue waves by nonlinear superpositions lead to higher-order rogue wave solutions having more complicated nonlinear forms and higher amplitude. The amplitude of such waves is generally four to five times the amplitude of the background wave. The existence of second-order rogue waves was experimentally observed by Chabchoub *et al.*⁵⁰ in surface water gravity waves. The exact second-order rogue wave solution of the NLS equation (46) is given by⁵¹,

$$B_2(X, T) = \sqrt{M/N} \left(1 + \frac{M_2 + iN_2}{O_2} \right) \exp(iMT), \quad (54)$$

where

$$\begin{aligned} M_2 &= \frac{3}{8} - \frac{1}{2}X^4 - \frac{3}{2}X^2 - 6(PXT)^2 - 10(PT)^4 - 9(PT)^2, \\ N_2 &= -PT \left[-\frac{15}{4} + X^4 - 3X^2 + 4(PXT)^2 + 4(PT)^4 \right. \\ &\quad \left. + 2(PT)^2 \right], \\ O_2 &= \frac{3}{32} + \frac{1}{12}X^6 + \frac{1}{8}X^4 + \frac{1}{2}X^2(PT)^2 + \frac{9}{16}X^2 + X^2(PT)^4 \\ &\quad - \frac{3}{2}(PXT)^2 + \frac{2}{3}(PT)^6 + \frac{9}{2}(PT)^4 + \frac{33}{8}(PT)^2. \end{aligned}$$

To gain some insight, we analyse the effects of the parameters C_g and C_c related to thermal and cosmic ray pressures, respectively, as well as the impact of the Coriolis force due to the rotation of the cosmic fluids with the angular frequency (Ω_0) and the angle of rotation (θ), on both the first- and second-order rogue wave solutions (53) and (54). Initially, the typical first-order rogue wave profiles $|B_1|$ are plotted against X and T for two different values of Ω_0 in Fig. 7, keeping all other parameters fixed as mentioned in the figure caption. It has been observed that the amplitude and width of the rogue wave

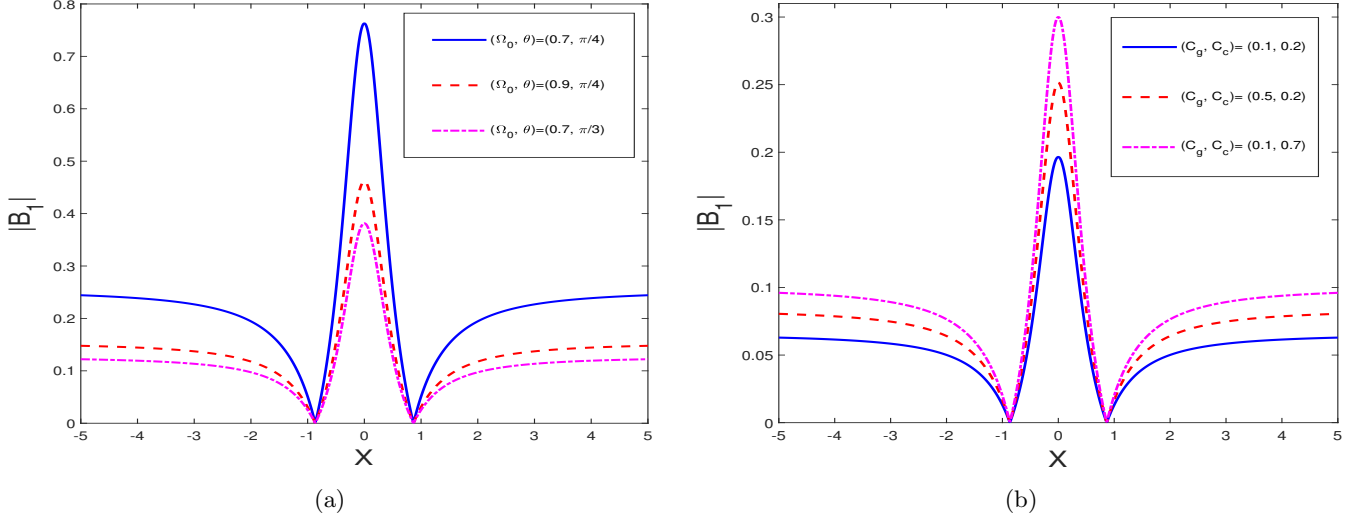


FIG. 8: The first-order rogue wave pulses $|B_1|$ vs X [see Eq. (53)] are plotted for different values of parameters as mentioned in the legends. The amplitude and width are found to be increased with the increasing value of the parameters C_g and C_c related to the thermal pressure and cosmic ray pressure, respectively. An increase in rotational frequency (Ω_0) and/or angle of rotation (θ) leads to the contraction of the rogue wave pulse. Here, $K = 0.4$ and all other parameters remain unchanged as in Fig. 2.

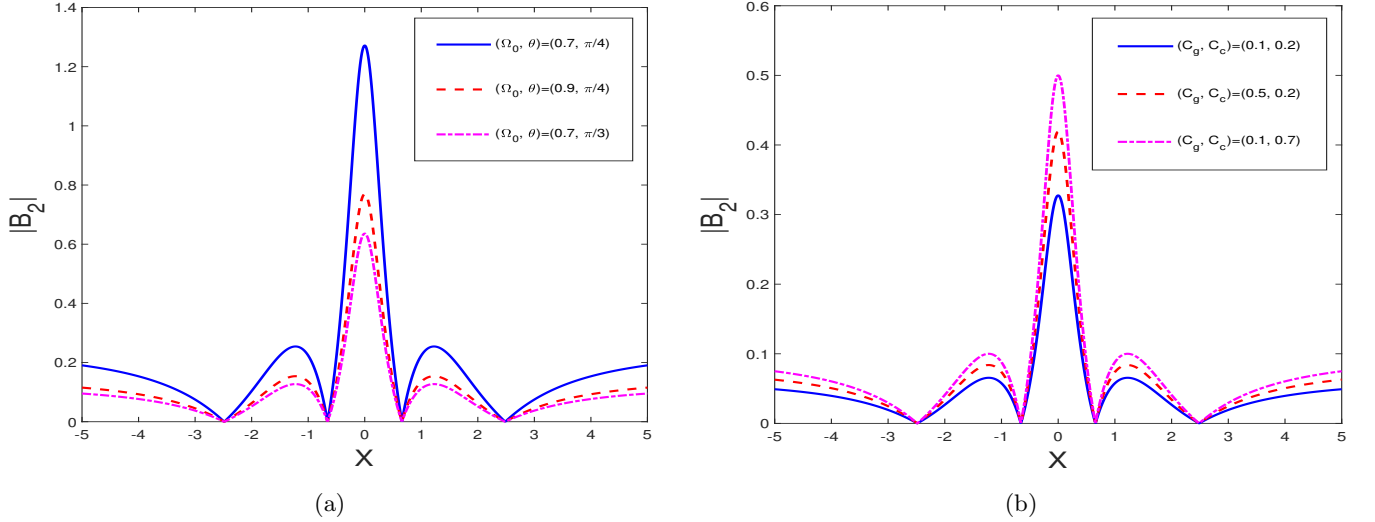


FIG. 9: The second-order rogue wave pulses $|B_2|$ vs X [see Eq. (54)] are plotted for different values of parameters as mentioned in the legends. The amplitude of the second-order pulse is higher than that of first-order rogue wave pulses as observed in Fig. 8. The effect of the parameters Ω_0 , θ , C_g and C_c are found to be similar as that of first-order pulses. Here, $K = 0.4$ and all other parameters remain unchanged as in Fig. 2.

profile are reduced due to the enhancement of rotational frequency. The observation is quite natural, as the pulse cannot gain energy from the background wave. To provide more specific details on the effects of the essential parameters on the evaluation of rogue waves, we plot the first-order rogue wave profiles $|B_1|$ against X at an instant $T = 0$ for different values of Ω_0 , θ (subplots (a) in Fig. 8) and C_g , C_c (subplots (b) of Fig. 8). The figures illustrate that as the values of the parameters Ω_0 and θ increase both the amplitude and width decrease, i.e., an increase in Ω_0 and/or θ leads to the contraction

of the rogue wave pulse. On the other hand, we notice that the inclusion of cosmic ray pressure with the thermal pressure significantly enlarges the rogue wave pulses. Subplot (b) in Fig. 8 depicts that both the amplitude and width increase with the increasing value of C_g and C_c related to the thermal pressure and cosmic ray pressure, respectively. The results obtained indicate that, in the ISM of spiral galaxies, the temporal evaluation of rogue waves gains a significant amount of energy due to the modification of thermal pressure by cosmic ray pressure. Increasing rotational frequency leads to dissipation

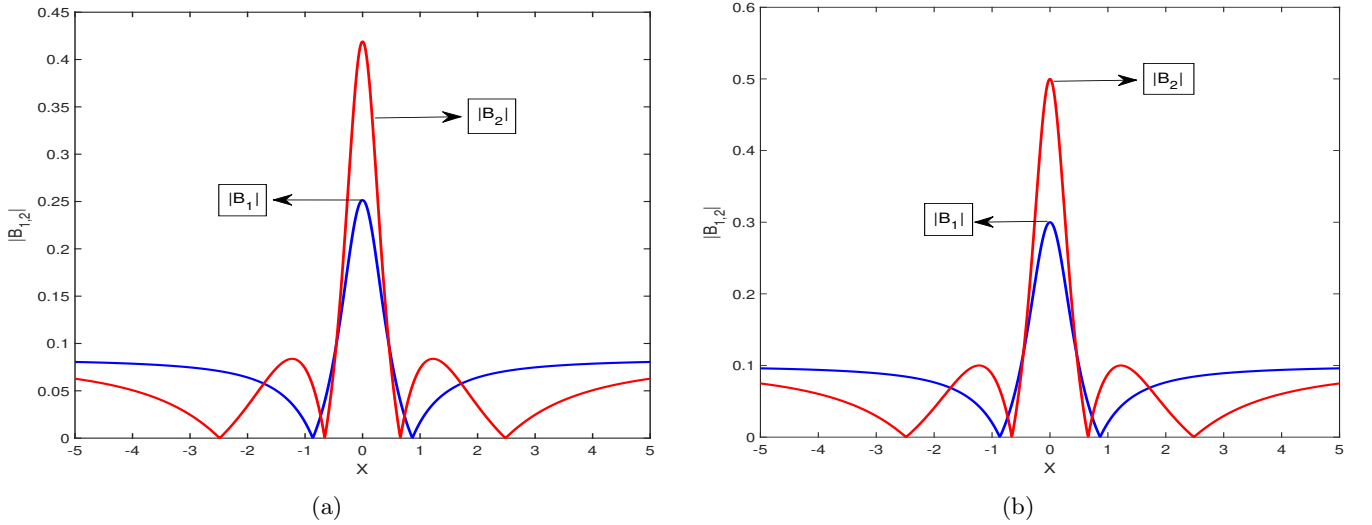


FIG. 10: A comparison between first- and second-order rogue wave pulses $|B_1|, |B_2|$ is displayed [see Eqs. (53) and (54)] against X for different values of the rotational frequency Ω_0 and angle of rotation θ . The second-order correction of the rogue wave solution enhances the amplitude and width of the wave pulses. Compared to first-order rogue waves, second-order rogue waves are spikier because they absorb more energy from the surrounding waves. Here, $(C_g, C_c, \Omega_0, \theta) = (0.5, 0.2, 0.9, \pi/3)$ and $(C_g, C_c, \Omega_0, \theta) = (0.1, 0.7, 0.9, \pi/3)$ in subplots (a) and (b), respectively. All other parameters remain unchanged as in Fig. 2.

of energy and decreases the rogue wave amplitude. The influence of cosmic rays amplified the rogue wave, which indicates the creation of regions of an enhanced magnetic field. These observations in Fig. 8 are found to be similar for the second-order solution $|B_2|$ versus X at $T = 0$ as displayed in Fig. 9. However, the second-order pulses' amplitude is higher than that of first-order rogue wave pulses. The reduction (enhancement) of the amplitude and width of the rogue wave profiles, for both the first- and second-order solutions, signifies that the nonlinearity in the present model diminishes (increases) due to the increase in the values of Ω_0 and/or θ (C_g and/or C_c). Hence, the Coriolis force due to the rotation of the cosmic fluids, and the modified pressure due to the inclusion of cosmic ray pressure with thermal pressure exhibit stabilizing behaviour on first- and second-order rogue wave solutions.

A comparison between the first- and second-order rogue wave solutions has been presented for different values of Ω_0 and θ in Fig. 10. The figure illustrates that the second-order correction of the rogue wave solution leads to an enhancement of the amplitude and width of the wave pulses. It has been reported that the second-order rogue waves absorb more energy from the surrounding waves than the first-order rogue waves do, making them spikier than the first-order.

VI. SENSITIVITY ANALYSIS

In the present study, we have investigated the excitations of nonlinear magnetosonic solitons, shocks, and rogue waves in the ISM of spiral galaxies. The analyti-

cal and numerical studies of these nonlinear structures, presented in Secs. IV and V, imply that the evaluation and characteristics of such waves largely depend on the parameters described in this model. We have observed from our obtained numerical results that a small change in some parameters may lead to a significant influence on the wave characteristics. In order to study the relative importance of different plasma parameters and identify the parameters that influence the magnetic field strength B most, we perform a normalized forward sensitivity analysis^{52,53}. To investigate sensitivity analysis, we compute the normalized forward sensitivity indices S_μ^B of B for a parameter μ (where μ is either of the parameters $C_g, C_c, \Omega_0, \theta, \kappa_0, \eta_0$), as given below,

$$S_\mu^B = \frac{\mu}{B} \times \frac{\partial B}{\partial \mu}. \quad (55)$$

We calculate S_μ^B for each plasma parameter at the typical normalized parametric value $(C_g, C_c, \Omega_0, \theta, \kappa_0, \eta_0) = (0.7, 0.6, 0.8, \pi/7, 0.9, 0.02)$. The calculated values of the magnetic field strength sensitivity index corresponding to the soliton solution (26), the shock solution (38), and the first-order rogue wave solution (53) at $(\zeta, v_0) = (0.8, 0.1)$, $\chi = 50$, and $(X, T, k) = (0.4, 0.2, 0.4)$, respectively, are presented in Table II. When the sensitivity index S_μ^B is positive, it means that the magnetic field strength B is increasing as a function of the related parameter μ , when it is negative, it means that B is decreasing. To illustrate, we obtain the sensitivity index $S_{C_c}^B = 2.2748$ of B for the parameter C_c corresponding to the magnetosonic shocks, which represents an increase of 1% in C_c will increase the magnetic field B by 2.2748%. However, $S_{C_g}^B = -2.0590$ indicates that B decreases by 2.0590% as C_g increases

Physical Parameters (μ)	Sensitivity index (S_μ^B) corresponding to		
	Soliton solution	Shocks solution	Rogue solution
Thermal speed (C_g)	-0.2671	-2.0590	0.6774
Cosmic ray speed (C_c)	-0.1966	2.2748	0.4977
Rotational frequency (Ω_0)	-0.3912	2.0109	2.1591
Rotational angle (θ)	-1.9347	-1.4392	0.4576
Magnetic resistivity (η)	-	0.1169	-
Cosmic ray diffusivity (κ)	-	1.8379	-

TABLE II: Calculated sensitivity indices (S_μ^B) of magnetic field strength B with respect to the physical parameters $\mu = C_g, C_c, \Omega_0, \theta, \kappa_0, \eta_0$ corresponding to the magnetosonic soliton, shock, and rogue wave solutions are displayed at the typical normalized parametric value $(C_g, C_c, \Omega_0, \theta, \kappa_0, \eta_0) = (0.7, 0.6, 0.8, \pi/7, 0.9, 0.02)$.

by 1%. The values obtained in Table II reveal that, for the magnetosonic shock structure, C_c appears to be the most sensitive parameter with a positive impact on the magnetic field strength B . The parameters C_g and θ have a negative sensitive impact on B corresponding to the shock solution, and all other parameters have a positive impact. The parameters C_g , C_c , Ω_0 , and θ have negative influences on the magnetic field strength of the magnetosonic soliton with θ as the most sensitive parameter. However, we find that these parameters have positive influences on the magnetic field strength of the magnetosonic rogue wave, of which Ω_0 is the most sensitive parameter.

VII. CONCLUSIONS

To conclude, we have investigated the evaluation of linear and nonlinear magnetosonic waves in the interstellar medium of spiral galaxies, which are the combination of thermal and cosmic fluid, taking into account the magneto-rotational effects of the fluid. The typical consistent parameters adopted in our numerical assessment are relevant in such fluid mediums of spiral galaxies^{32,39}. The cosmic fluid is found to have a reasonable contribution in modifying the thermal pressure in terms of the total pressure. Consequently, the dispersion properties, nonlinear wave evaluation, and modulation instabilities are modified. The effects of the parameters C_g and C_c , related to the thermal and cosmic ray pressure, respectively, have been demonstrated. The Coriolis force due to the rotation of the plasma is found to have significant refinement in the wave propagation frequency (Ω_0) and rotation angle (θ) vary. Further, cosmic ray diffusivity (κ) and magnetic resistivity (η) play a crucial role in evaluating shock waves. The significant results obtained are summarized as follows:

- The linear analysis reveals that the dispersion relation (13) remains the same as obtained in Turi and Misra³² in the absence of both cosmic ray diffusivity (κ) and magnetic resistivity (η). The waves become unstable due to the increase in the values of the parameters η and κ . However, interestingly, the damping caused by cosmic ray diffusivity and magnetic resistivity becomes negligible as one increases the rotating frequency. Wave damping is reduced by increasing the effects of the rotational effect in the plasma model. The damping is also modified due to the presence of cosmic fluid in the ISM of spiral galaxies by accelerating the damping rate $|\gamma|$.
- To perform nonlinear analysis, we first derived a KdVB equation by employing the reductive perturbation technique. In solving the KdVB equation, several nonlinear wave shapes have been evaluated analytically, and numerically. The results indicate that the parameters of cosmic ray diffusivity (κ_0) and magnetic resistivity (η_0) are responsible for the formation of shock structures in the current model. When the effects of κ_0 and η_0 grow considerably, the dispersion effect becomes negligible compared to dissipation, and the monotonic shocks become stationary. Additionally, it has been noticed that the numerical solutions lead to oscillatory shock wave profiles, and growing values of κ_0 , η_0 and rotation coefficients produce damped oscillatory waves with reduced amplitude. The KdVB equation becomes the KdV equation without the presence of η_0 and κ_0 , consequently, the solitary wave evaluation has been reported.
- To characterize the weakly nonlinear development of the envelope of a modulated wave packet in the low-frequency limit, we derive a nonlinear Schrödinger (NLS) equation from Eq. (21). It has been noticed that incorporating cosmic ray pressure in the present model reduces MI growth. As the modulated wave number K increases, the growth rate rises until it hits a critical growth rate Γ_c , which varies depending on the plasma properties. It sharply declines for even higher values of K after hitting the critical value growth rate. Furthermore, the present model supports the propagation of magnetosonic rogue waves. It is observed that the Coriolis force reduces the nonlinearity of the model, resulting in a shorter rogue wave amplitude, however, the inclusion of cosmic ray pressure with the thermal pressure significantly enlarges the rogue wave pulses.

Our investigation is based on typical plasma parameters: $B_0 \sim 1$ nT, $\rho_0 \sim 10^{-21}$ Kg/m³, $P_{g0} \sim 10^{-13}$ N/m², $P_{c0} \sim 10^{-13}$ N/m², $\eta \sim 10^{-2} V_A^2 / \omega_{ci}$ and $\kappa \sim 10^{-1} V_A^2 / \omega_{ci}$ which are relevant to the spiral galaxies^{32,39} (See. Table I for more detail). The obtained results show that cosmic rays modify the existing pressure law and enhance the galactic magnetic field strength due to the interaction of

cosmic rays with ionized gas in the ISM clouds of spiral galaxies. The interplay between cosmic ray diffusivity and magnetic resistivity leads to the evaluation of shock waves in ISM of spiral galaxies. The higher values of these two parameters amplify the shock waves. Whereas, the lower values of these parameters lead to the formation of solitons and rogue waves. The parameter related to the cosmic ray pressure in ISM clouds significantly modifies these wave structures. Thus, we believe the present study could be useful for understanding the magnetosonic wave propagation in the interstellar medium of spiral galaxies, where cosmic rays play an important role.

DATA AVAILABILITY STATEMENT

Data sharing is not applicable to this article as no new data were created or analyzed in this study.

ACKNOWLEDGEMENTS

One of us, J. Turi is grateful to the Council of Scientific and Industrial Research (CSIR) for a Senior Research Fellowship (SRF) with Ref. No. 09/202(0115)/2020-EMR-I. The authors thank Ms. Snehalata Nasipuri and Mr. Gourav Mandal for the valuable discussion to improve the work. The authors also thank the anonymous referee for his crucial and constructive suggestions to build up the work in its present form.

- ¹T. Kuwabara, C.-M. Ko, Dynamics of the parker-jeans instability of gaseous disks including the effect of cosmic rays, *The Astrophysical Journal* 899 (1) (2020) 72.
- ²E. Parker, Galactic effects of the cosmic-ray gas, *Space Science Reviews* 9 (5) (1969) 651–712.
- ³M. Padovani, A. V. Ivlev, D. Galli, S. S. Offner, N. Indriolo, D. Rodgers-Lee, A. Marcowith, P. Girichidis, A. M. Bykov, J. D. Kruijssen, Impact of low-energy cosmic rays on star formation, *Space Science Reviews* 216 (2) (2020) 29.
- ⁴J. Kalvāns, Temperature spectra of interstellar dust grains heated by cosmic rays. i. translucent clouds, *The Astrophysical Journal Supplement Series* 224 (2) (2016) 42.
- ⁵F. Yusef-Zadeh, M. Wardle, S. Roy, Cosmic-ray heating of molecular gas in the nuclear disk: Low star formation efficiency, *The Astrophysical Journal* 665 (2) (2007) L123.
- ⁶B. A. Gaches, S. S. Offner, T. G. Bisbas, The astrochemical impact of cosmic rays in protoclusters. i. molecular cloud chemistry, *The Astrophysical Journal* 878 (2) (2019) 105.
- ⁷M. Padovani, D. Galli, Effects of magnetic fields on the cosmic-ray ionization of molecular cloud cores, *Astronomy & Astrophysics* 530 (2011) A109.
- ⁸N. Indriolo, B. D. Fields, B. J. McCall, The implications of a high cosmic-ray ionization rate in diffuse interstellar clouds, *The Astrophysical Journal* 694 (1) (2009) 257.
- ⁹C. Goertz, Dusty plasmas in the solar system, *Reviews of Geophysics* 27 (2) (1989) 271–292.
- ¹⁰O. Havnes, F. Melandsø, C. La Hoz, T. Aslaksen, T. Hartquist, Charged dust in the earth's mesopause; effects on radar backscatter, *Physica Scripta* 45 (5) (1992) 535.
- ¹¹M. Horanyi, D. Mendis, The effects of electrostatic charging on the dust distribution at halley's comet, *Astrophysical Journal*, Part 1 (ISSN 0004-637X), vol. 307, Aug. 15, 1986, p. 800–807. 307 (1986) 800–807.
- ¹²A.-M. Wazwaz, Abundant solutions of various physical features for the $(2+1)$ -dimensional modified kdv-calogero-bogoyavlenskii-schiff equation, *Nonlinear Dynamics* 89 (3) (2017) 1727–1732.
- ¹³S. Chen, Y. Zhou, F. Baronio, D. Mihalache, et al., Special types of elastic resonant soliton solutions of the kadmetsév-petviashvili equation, *Rom. Rep. Phys* 70 (102) (2018) 16.
- ¹⁴N. El-Bedwehy, On the generation of cnoidal waves in ion beam-dusty plasma containing superthermal electrons and ions, *Physics of Plasmas* 23 (7) (2016).
- ¹⁵D. Mihalache, Multidimensional localized structures in optical and matter-wave media: a topical survey of recent literature, *Rom. Rep. Phys* 69 (1) (2017) 403.
- ¹⁶N. Akhmediev, A. Ankiewicz, M. Taki, Waves that appear from nowhere and disappear without a trace, *Physics Letters A* 373 (6) (2009) 675–678.
- ¹⁷P. Müller, C. Garrett, A. Osborne, Rogue waves, *Oceanography* 18 (3) (2005) 66.
- ¹⁸K. Sharma, J. Turi, R. Ali, U. Deka, Modulation instability of magnetosonic waves in semiconducting quantum plasma considering fermi degenerate pressure, exchange correlation potential, and bohm potential, *Physics of Fluids* 36 (7) (2024).
- ¹⁹S. Chen, D. Mihalache, Vector rogue waves in the manakov system: diversity and compossibility, *Journal of Physics A: Mathematical and Theoretical* 48 (21) (2015) 215202.
- ²⁰C. Kharif, E. Pelinovsky, A. Slunyaev, *Rogue waves in the ocean*, Springer Science & Business Media, 2008.
- ²¹D. R. Solli, C. Ropers, P. Koonath, B. Jalali, Optical rogue waves, *nature* 450 (7172) (2007) 1054–1057.
- ²²Y. V. Bludov, V. Konotop, N. Akhmediev, Matter rogue waves, *Physical Review A* 80 (3) (2009) 033610.
- ²³L. Stenflo, M. Marklund, Rogue waves in the atmosphere, *Journal of Plasma Physics* 76 (3–4) (2010) 293–295.
- ²⁴R. Sabry, W. Moslem, P. Shukla, Freak waves in white dwarfs and magnetars, *Physics of Plasmas* 19 (12) (2012).
- ²⁵Z. Rahim, M. Adnan, A. Qamar, Magnetosonic shock waves in magnetized quantum plasma with the evolution of spin-up and spin-down electrons, *Physical Review E* 100 (5) (2019) 053206.
- ²⁶Y. A. Hager, M. A. Khaled, M. A. Shukri, Magnetosonic waves propagation in a magnetorotating quantum plasma, *Physical Review E* 107 (5) (2023) 055202.
- ²⁷S. El-Labany, W. Moslem, N. El-Bedwehy, R. Sabry, H. Abd El-Razek, Rogue wave in titan's atmosphere, *Astrophysics and Space Science* 338 (2012) 3–8.
- ²⁸W. Moslem, P. Shukla, B. Eliasson, Surface plasma rogue waves, *Europhysics Letters* 96 (2) (2011) 25002.
- ²⁹M. Akbari-Moghanjoughi, Electrostatic rogue-waves in relativistically degenerate plasmas, *Physics of Plasmas* 21 (10) (2014).
- ³⁰A. Marcowith, A. Van Marle, I. Plotnikov, The cosmic ray-driven streaming instability in astrophysical and space plasmas, *Physics of Plasmas* 28 (8) (2021).
- ³¹Y. Zhou, X. Guo, C. Wang, Effects of anomalous cosmic rays on the solar wind events in the outer heliosphere, *Frontiers in Astronomy and Space Sciences* 11 (2024) 1350209.
- ³²J. Turi, A. Misra, Magnetohydrodynamic instabilities in a self-gravitating rotating cosmic plasma, *Physica Scripta* 97 (12) (2022) 125603.
- ³³S. Mansuri, R. Pensia, A. Patidar, D. Sutar, H. Dashora, An evolution of hyperbolic magneto-hydrodynamic (hmhd) wave propagating through radiative quantum plasma including cosmic ray pressure, *Physics of Fluids* 35 (6) (2023).
- ³⁴P. Boro, R. P. Prajapati, Cosmic ray-driven magnetohydrodynamic waves in magnetized self-gravitating dusty molecular clouds, *Monthly Notices of the Royal Astronomical Society* 522 (2) (2023) 1752–1762.
- ³⁵P. Boro, R. P. Prajapati, Suprathermal corrections on galactic cosmic rays driven magnetohydrodynamic waves and gravitational instability in astrophysical plasmas, *Physics of Fluids* 36 (11) (2024).
- ³⁶A. Bonanno, V. Urpin, Generation of magnetosonic waves and formation of structures in galaxies, *Monthly Notices of the Royal Astronomical Society* 388 (4) (2008) 1679–1685.

- ³⁷J. Turi, A. P. Misra, Nonlinear modulation of dispersive fast magnetosonic waves in an inhomogeneous rotating solar low magnetoplasma, *Physica Scripta* 99 (10) (2024) 105602.
- ³⁸G. Zank, G. Webb, Weakly multi-dimensional cosmic-ray-modified mhd shocks, *Journal of plasma physics* 44 (1) (1990) 91–101.
- ³⁹J. Gliddon, Gravitational instability of anisotropic plasma, *Astrophysical Journal*, vol. 145, p. 583–145 (1966) 583.
- ⁴⁰A. Abdikian, M. Eghbali, A. Misra, Drift ion-acoustic waves in a nonuniform rotating magnetoplasma with two-temperature superthermal electrons, *Physica Scripta* 97 (4) (2022) 045603.
- ⁴¹A. Abdikian, J. Tamang, A. Saha, Supernonlinear wave and multistability in magneto-rotating plasma with (r, q) distributed electrons, *Physica Scripta* 96 (9) (2021) 095605.
- ⁴²J. A. Bittencourt, *Fundamentals of plasma physics*, Springer Science & Business Media, 2013.
- ⁴³Y. Nakamura, H. Bailung, P. Shukla, Observation of ion-acoustic shocks in a dusty plasma, *Physical review letters* 83 (8) (1999) 1602.
- ⁴⁴Y. Nakamura, A. Sarma, Observation of ion-acoustic solitary waves in a dusty plasma, *Physics of Plasmas* 8 (9) (2001) 3921–3926.
- ⁴⁵R. Hirota, Exact solution of the korteweg—de vries equation for multiple collisions of solitons, *Physical Review Letters* 27 (18) (1971) 1192.
- ⁴⁶P. G. Drazin, R. S. Johnson, *Solitons: an introduction*, Vol. 2, Cambridge university press, 1989.
- ⁴⁷M. M. Hossen, L. Nahar, M. Alam, S. Sultana, A. Mamun, Electrostatic shock waves in a nonthermal dusty plasma with oppositely charged dust, *High Energy Density Physics* 24 (2017) 9–14.
- ⁴⁸M. S. Ruderman, T. Talipova, E. Pelinovsky, Dynamics of modulationally unstable ion-acoustic wavepackets in plasmas with negative ions, *Journal of plasma physics* 74 (5) (2008) 639–656.
- ⁴⁹W. Moslem, R. Sabry, S. El-Labany, a. K. Shukla, Dust-acoustic rogue waves in a nonextensive plasma, *Physical Review E* 84 (6) (2011) 066402.
- ⁵⁰A. Chabchoub, N. Hoffmann, M. Onorato, N. Akhmediev, Super rogue waves: observation of a higher-order breather in water waves, *Physical Review X* 2 (1) (2012) 011015.
- ⁵¹N. Akhmediev, A. Ankiewicz, J. M. Soto-Crespo, Rogue waves and rational solutions of the nonlinear schrödinger equation, *Physical Review E* 80 (2) (2009) 026601.
- ⁵²A. Dwivedi, R. Keval, S. Khajanchi, Modeling optimal vaccination strategy for dengue epidemic model: a case study of india, *Physica Scripta* 97 (8) (2022) 085214.
- ⁵³G. Mandal, S. Das, L. N. Guin, S. Chakravarty, Dynamic response of a system of interactive species influenced by fear and allee consequences, *The European Physical Journal Plus* 138 (7) (2023) 1–36.