

Over-the-Air Federated Adaptive Data Analysis: Preserving Accuracy via Opportunistic Differential Privacy

Amir Hossein Hadavi, Mohammad M. Mojahedian and Mohammad Reza Aref

Information Systems and Security Lab (ISSL)

Department of Electrical Engineering, Sharif University of Technology, Tehran, Iran

Email: {ah_hadavi}@ee.sharif.edu, {m.mojahedian}@gmail.com, {aref}@sharif.edu

Abstract

Adaptive data analysis (ADA) involves a dynamic interaction between an analyst and a dataset owner, where the analyst submits queries sequentially, adapting them based on previous answers. This process can become adversarial, as the analyst may attempt to overfit by targeting non-generalizable patterns in the data. To counteract this, the dataset owner introduces randomization techniques, such as adding noise to the responses. This noise not only helps prevent overfitting, but also enhances data privacy. However, it must be carefully calibrated to ensure that the statistical reliability of the responses is not compromised. In this paper, we extend the ADA problem to the context of distributed datasets. Specifically, we consider a scenario where a potentially adversarial analyst interacts with multiple distributed responders through adaptive queries. We assume the responses are subject to noise, introduced by the channel connecting the responders and the analyst. We demonstrate how this noise can be opportunistically leveraged through a federated mechanism to enhance the generalizability of ADA, thereby increasing the number of query-response interactions between the analyst and the responders. We illustrate that the careful tuning of the transmission amplitude based on the theoretically achievable bounds can significantly impact the number of accurately answerable queries.

I. INTRODUCTION

In the era of big data, the necessity for systems that can dynamically and efficiently analyze vast and complex datasets has never been greater. One prominent approach in this domain is Adaptive Data Analysis (ADA). In ADA, the analyst aims to derive insights about an unknown distribution over a given domain by adaptively exchanging

query-answer pairs with a responding mechanism that possesses a dataset of samples drawn from that distribution. However, theoretical considerations of ADA in contexts involving distributed datasets are relatively unexplored despite the growing prevalence of such datasets in modern computing environments. This paper proposes implementing ADA in distributed systems as an extension of Federated Learning (FL), which traditionally focuses on using gradient descent queries to train deep neural networks across decentralized locations. The following subsections provide a necessary examination of ADA and FL.

A. Adaptive Data Analysis

In the basic model of ADA, there is one analyst (\mathcal{A}) and one answering mechanism (\mathcal{M}), communicating with each other through error-free channels with unlimited capacities. Hence, there is no concern about practical communication limitations in this basic form of the problem. It has assumed that the answering mechanism \mathcal{M} has access to the dataset S with n samples generated from the domain \mathcal{X} by the distribution $\mathcal{D}_{\mathcal{X}^n}$. Albeit, in the general case, $\mathcal{D}_{\mathcal{X}^n}$ is not necessarily a product distribution, in the sequel, we add this assumption as it is the case in most of the basic papers in the field. So, we assume that $\mathcal{D}_{\mathcal{X}^n} \equiv \mathcal{P}^n$, where \mathcal{P} is a distribution on \mathcal{X} . The analyst \mathcal{A} does not have direct access to S , but can query \mathcal{M} about it. Various families of queries are considered in the ADA papers, among which the most basic one is the statistical queries, studied in the pioneering work [1] and also in several subsequent works such as [2], [3]. In this paper, we also focus on this class of queries, which are formally defined below.

Definition I.1. *A statistical query is uniquely specified by a function like $q : \mathcal{X} \rightarrow [0, 1]$ and its answer is the linear average of the random samples, drawn from a particular distribution. More exact, It's answer with respect to the distribution \mathcal{P} will be*

$$q(\mathcal{P}) = \mathbb{E}_{x \sim \mathcal{P}} [q(x)]. \quad (1)$$

Despite their simplicity, statistical queries encompass a substantial range of practical applications. For instance, gradient descent updates can be viewed as a vector of statistical queries. Notably, most FL papers focus on gradient descent queries due to their pivotal role in the learning process of deep neural networks. Consequently, our work can be regarded as an abstraction of these studies.

The analyst \mathcal{A} can adaptively make queries based on the previous question-answer pairs. More precisely, the i th query, q_i , is formulated considering the sequence $(q_1, a_1, \dots, q_{i-1}, a_{i-1})$, where a_j is \mathcal{M} 's answer to the j th question, using the dataset S . The goal is to ensure that the empirical answers remain close to the true answers derived from the underlying distribution. The following definition provides the exact formulation of the accuracy criterion.

Definition I.2. *We say that the adaptive data analysis procedure is (α, β) -accurate if:*

$$\Pr \left\{ \max_i |q_i(\mathcal{P}) - a_i| \geq \alpha \right\} \leq \beta, \quad (2)$$

in which $q_i(\mathcal{P})$ is the expected value of the answer to the i 'th query and the probability is calculated on all of the randomnesses of the model.

In the basic model, because \mathcal{M} does not know the action model of \mathcal{A} , it considers the worst-case scenario. Expressly, \mathcal{M} assumes that \mathcal{A} selects queries adversarially, aiming to overfit to the dataset S and thereby violate the accuracy criterion defined by (2). On the other hand, \mathcal{M} aims to answer as many queries as possible while ensuring that (2) remains satisfied. To achieve this, \mathcal{M} seeks an efficient answering mechanism. In the case of non-adaptive queries (i.e., queries selected independently of observations from the data), a natural unbiased approach for \mathcal{M} would be to respond using the empirical answers computed from S . Nevertheless, there are well-known examples demonstrating that this approach can be inefficient in adaptive scenarios. For example, see [1]. A widely adopted strategy in the research community for addressing the adaptive case is to introduce randomness into empirical answers by adding stochastic noise. The idea of adding noise comes from the data privacy framework, particularly differential privacy, which serves as a privacy-enhancing mechanism [4]. In this approach, i.i.d. noise samples from a suitable distribution are generated and added to each empirically computed answer. The variance of the noise is calibrated to ensure that the accuracy criterion in (2) is satisfied. The noise distribution is typically chosen to be either Gaussian or Laplace. In this paper, we focus on the Gaussian distribution, as we aim to leverage Gaussian channel noise as the source of randomization.

Since 2015, numerous studies have examined various aspects of ADA. In this paper, we apply one of the foundational results to our approach, rather than delving into the theoretical details. To our knowledge, no previous work has investigated the physical channel aspects of this problem. Moreover, this study is the first to explore the federated scenario within the context of ADA.

B. Federated learning

As previously noted, prior studies have not explored the physical and distributed aspects of ADA. However, the notion of distributed responders introduced in this work closely aligns with concepts in FL. To provide context, we cite selected works from the extensive FL literature that explore ideas analogous to those studied here.

In FL, a central node, called the Parameter Server (PS), interacts with multiple edge nodes, or clients. Together, these nodes work to train a shared neural network. Each client uses its local dataset to contribute to the training process. At the start of each training round, the PS broadcasts the updated weights to all nodes. Each node computes the gradient of the loss function using the current parameter values and its local dataset. Finally, the nodes send their local gradient estimations to the PS, which aggregates them to produce a more accurate global estimation.

The literature proposes various channel models and communication methods for the gradient transmission step. These approaches are generally divided into two categories: analog transmission and digital transmission. In this paper, we adopt the analog approach. With analog transmission, clients simultaneously send their estimates to the

PS using uncoded transmission. This method is bandwidth-efficient because the channel is shared. Moreover, the additive property of the medium allows local estimations to naturally aggregate in the air. While this approach offers computational and storage efficiency, the aggregated signal may contain more noise and interference than digital transmission. However, these effects are not inherently detrimental. Some FL studies have utilized channel distortions to enhance client data privacy. Furthermore, [5] demonstrates that, although channel imperfections can slow the convergence rate, they may also improve the accuracy of the trained network. This suggests a nuanced relationship between data privacy and algorithm accuracy.

In the context of FL, the channel model is a critical consideration, particularly the availability of Channel State Information (CSI). Several studies, such as [6]–[9], assume perfect global CSI at the PS and perfect local CSI at the edge devices. Some Others, including [10]–[15], focus solely on perfect local CSI at the edge devices. In contrast, [16] assumes that each edge device has imperfect knowledge of its channel gain to the PS, resulting in some mismatch between the estimated and actual channel gain. Another form of imperfect CSI is examined in [15], [17], where the PS is aware only of the sum of the fading coefficients, and the edge devices lack any CSI knowledge. Finally, [5] proposes a scheme that requires no CSI at all.

Another significant factor is the channel’s fading model. The most basic model, adopted by works such as [18], [19], uses the Gaussian MAC model, which does not account for the channel’s attenuating behavior.

For a more practical approach, several works, including [10], [12], [13], consider fading effects, specifically the block-flat fading regime, where the channel condition remains constant during each communication round and may change afterward. In [6], fast fading is considered. Also [11] incorporates both path loss and small-scale fading into the model, assuming that the EPs have perfect knowledge of both types of losses.

C. Contributions and Paper Structure

In this study, we explore, for the first time, the execution of ADA over noisy communication channels. As noted earlier, the ADA framework typically introduces independent randomnnesses to answers to preserve statistical validity. Thus, instead of treating channel noise as a drawback, we propose leveraging it as a natural substitute for artificially added noise.

Furthermore, we extend this approach to a distributed scenario, where an analyst—potentially adversarial—interacts with multiple EPs via a sequence of queries and responses rather than working with a single answerer. The responses are transmitted through an Additive White Gaussian Noise (AWGN) channel. We propose a response mechanism that exploits the channel noise to enhance the generalizability of ADA and optimize the number of query-response interactions.

Section II outlines the system model, while Section III presents the core theoretical materials. Section IV examines the ADA problem with a single dataset, considering the effects of the AWGN channel. Section V expands the

discussion to ADA involving multiple distributed datasets. Finally, Section VI explores potential future directions and concludes the paper.

II. SYSTEM MODEL

As depicted in Figure 1, a distributed situation of ADA is considered. In this problem, we assume that each of the L Edge Points (EPs) $\mathcal{M}_1, \mathcal{M}_2, \dots, \mathcal{M}_L$ are connected to a Central Point (CP), referred to as the analyst, via a communication channel with limited capacity. Each EP, such as \mathcal{M}_l , holds a local dataset S_l containing n_l data samples and functions as an answering mechanism. The CP broadcasts its queries via error-free channels to all or some of them, and receives the answers from them through a wireless MAC. Note that this channel model is similar to those proposed in many recent FL studies, some of which were referenced in the previous section. This scenario can model a network of sensors communicating with a CP to infer environmental characteristics using data samples collected by the sensors.

In our proposed scheme, the answering EPs transmit analog signals with amplitudes proportional to the query answers, allowing the noisy channel to act as a stabilizing mechanism. Due to the independence of the noise realizations, each transmission experience a new randomness, aligning with the widely adopted solution for controlling bias in the basic model of the ADA problem. This approach has also been applied in some recent FL studies to preserve data privacy for the EPs.

III. POINT-TO-POINT ADA WITHOUT ANY COMMUNICATION CONSTRAINT

In this section, we present a key theorem from [3] regarding the basic model of ADA. The theorem establishes a relationship between the variance of Gaussian noise and the accuracy parameters of the answering mechanism. While our representation differs slightly from the original, it remains mathematically equivalent. In the subsequent sections, we apply this theorem to our proposed answering scheme for the federated adaptive data analysis.

Theorem III.1 (Theorem 2.1. of [3]). *Fix a Gaussian mechanism parameter $\sigma > 0$ and a desired confidence parameter $0 < \beta < 1$. The Gaussian mechanism can be used to answer k statistical queries while satisfying (α, β) -distributional accuracy, where α is derived from the following expression:*

$$\alpha = \max \left\{ \sqrt{\frac{2}{n\beta} \cdot \min_{\lambda \in [0,1]} f(\lambda)}, \sqrt{8\sigma^2 \ln \frac{4k}{\beta}} \right\}, \quad (3)$$

where

$$f(\lambda) \triangleq \frac{1}{\lambda} \left(\frac{k}{n\sigma^2} - \ln(1 - \lambda) \right). \quad (4)$$

The first and second terms in (3) illustrate a tradeoff in σ . The first term, which decreases with σ , is due to over-leakage regime, corresponds to the over-leakage regime, where a higher variance for noise is required to achieve

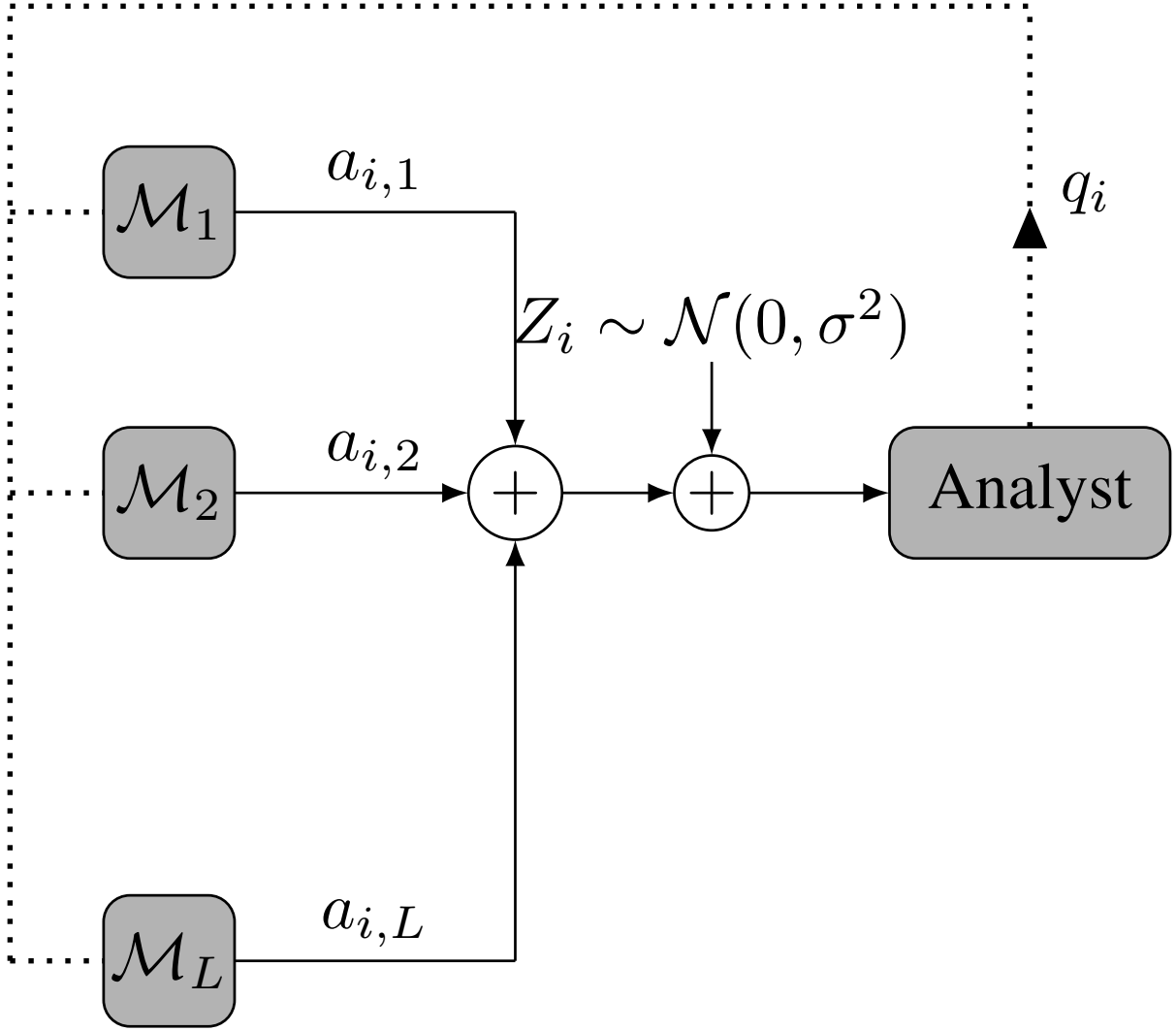


Fig. 1. We have L responders that respond to analyst queries through an AWGN channel.

a better level of differential privacy. The second term, which increases with σ , represents the under-leakage regime, where a high variance of noise deteriorates data utility. In the following, we derive a more manageable form for (3). First, we express the direct dependence of α on k , n and σ^2 . Then, we manipulate this function to express k as a function of n and σ^2 for a given pair of (α, β) . This latter form, will be directly applicable in our problem setup in the following sections.

Lemma III.1. Consider the optimization problem $\min_{[0,1]} f(\lambda)$ which is a part of the left expression in (3). The solution of this problem can be expressed in a closed form as follows:

$$\frac{W(-e^{-(c+1)}) \cdot (c + \ln(-W(-e^{-(c+1)})))}{1 + W(-e^{-(c+1)})}, \quad (5)$$

where $W(\cdot)$ is the Lambert function and $c = \frac{k}{n\sigma^2}$. We will denote (5) by $g(c)$.

Proof. A simple inspection shows that the minimum is not occurred in the extreme points. Hence, to find the minimum, we take the derivative of $f(\lambda)$ with respect to λ and set it to zero:

$$f'(\lambda) = -\frac{1}{\lambda^2} \left(\frac{k}{n\sigma^2} - \ln(1 - \lambda) \right) + \frac{1}{\lambda} \cdot \frac{1}{1 - \lambda} = 0.$$

Consequently, this results in

$$\frac{1}{1 - \lambda} = \frac{1}{\lambda} \left(\frac{k}{n\sigma^2} - \ln(1 - \lambda) \right).$$

By rearranging the equation and defining $c \triangleq \frac{k}{n\sigma^2}$, we have:

$$\frac{\lambda}{1 - \lambda} + \ln(1 - \lambda) = c.$$

Defining $u \triangleq \frac{1}{1 - \lambda}$ and consequently $\lambda = 1 - \frac{1}{u}$, we obtain:

$$u - \ln(u) = c + 1.$$

Setting $v \triangleq -u$ and exponentiating both sides of the resulting equation:

$$ve^v = -e^{-(c+1)}.$$

The last equation shows that v equals Lambert W function evaluated at the point $-e^{-(c+1)}$. The Lambert W function is defined as the inverse of $y = xe^x$ function, meaning it satisfies $W(z)e^{W(z)} = z$. Finally, by substituting the equivalent values and performing a few rearrangements, we obtain:

$$\lambda^* = 1 + \frac{1}{W\left(-e^{-(\frac{k}{n\sigma^2}+1)}\right)}. \quad (6)$$

For negative real numbers in $[-1/e, 0)$, Lambert function has two branches, denoted by W_0 and W_{-1} . Therefore, we need to determine which terms should appear in (6). The branch W_0 gives values between -1 and 0 , while W_{-1} gives values in $(-\infty, -1]$. On the other hand, due to the problem constraint $0 \leq \lambda < 1$, only the branch of W_{-1} is valid in (6). Furthermore, note that the variation domain of the argument of W in (6) lies exactly in $[-1/e, 0)$, which is the domain of W_{-1} . Finally, substituting λ^* in $f(\lambda)$, gives (5). \square

Despite its complicated formulation in (5), $g(c)$ behaves benignly with respect to c . Figure 2 shows that for $c > 10$, its growth closely follows a linear trend.

Corollary III.1. *Let α , β , and n to be given. Then, k is derived from σ as follows:*

$$k(\sigma; n, \alpha, \beta) = \min \{k_1, k_2\}, \quad (7)$$

where k_1 and k_2 are defined as:

$$k_1(\sigma; n, \alpha, \beta) \triangleq n\sigma^2 g^{-1}\left(\frac{n\alpha^2\beta}{2}\right), \quad (8)$$

$$k_2(\sigma; \alpha, \beta) \triangleq \frac{\beta}{4} e^{\frac{\alpha^2}{8\sigma^2}}. \quad (9)$$

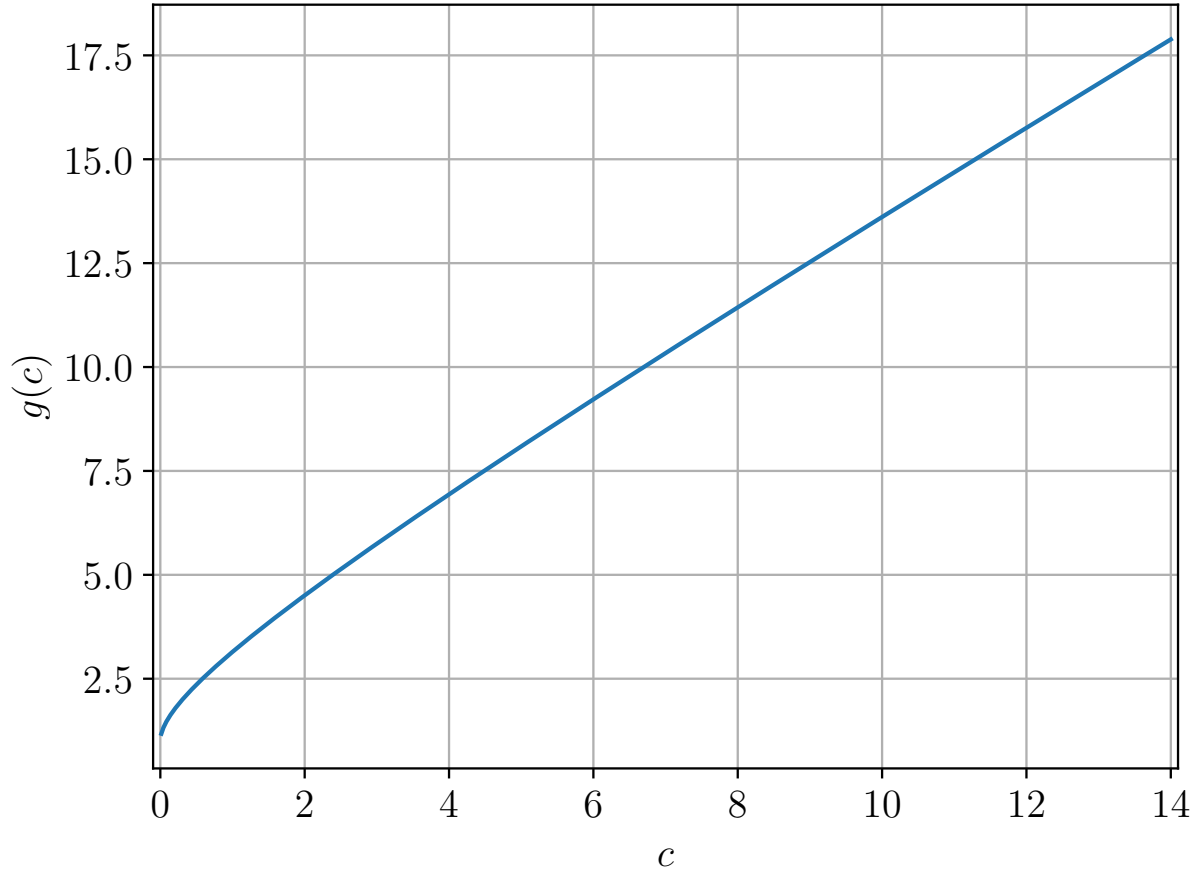


Fig. 2. $g(c)$ versus c .

Proof. Letting σ vary from 0 to larger values, we observe in (3) that, before reaching a critical value of σ , the first term dominates. After this critical value, α is determined by the second term. When α is fixed, the functional dependence of k on σ can be derived from either of these two terms. For each σ , the term that yields the smaller value of k is the correct one. \square

In the following sections, we set $\alpha = 0.1$ and $\beta = 0.05$, typical values in the literature. For these values, Figure 2 shows that when $n > 4 \times 10^4$, the first term closely approximates

$$\hat{k}_1(\sigma; n, \alpha, \beta) = w \cdot \frac{n^2 \sigma^2 \alpha^2 \beta}{2} + bn\sigma^2, \quad (10)$$

where w and b are some constants.

IV. POINT-TO-POINT ADA IN THE PRESENCE OF A GAUSSIAN CHANNEL

To clarify our idea, we begin with the case where there is only one EP answering the PS's adaptive queries via a Gaussian channel. Specifically, at the i 'th question-answering round of this interactive procedure, the PS sends $q_i(\cdot)$ through an error-free channel and receives a_i as the answer from the EP through a Gaussian channel with noise variance σ^2 . As noted in I-A, we aim to exploit the intrinsic channel noise as the randomization noise samples in the Gaussian answering mechanism. In this scheme, at each round, such as round i , the EP computes the empirical average of the query as

$$q_i(S) = \frac{1}{n} \sum_{j=1}^n q_i(x_j), \quad (11)$$

and then multiplies it by A_t . The resulting signal is broadcast without additional coding, using analog Pulse Amplitude Modulation (PAM) with a maximum amplitude of A_t . Using a matched filter, the PS detects a noisy version of the transmitted signal. Without applying any hard decision, it interprets the detected signal as a_i , the answer to its query. Therefore, we have:

$$a_i = A_t q_i(S) + z_i, \quad (12)$$

where $z_i \sim \mathcal{N}(0, \sigma^2)$ is the sampled Gaussian channel noise at the receiver. Assuming that the channel condition remains unchanged during the whole ADA procedure, it is clear that n_i 's are independent and identically distributed. Thus, the proposed scheme completely resembles the Gaussian answering mechanism in ADA, allowing us to apply Theorem III.1 to this scenario. We use this theorem to adjust the tunable communication parameters such that the desired accuracy level is achieved. We assume that (α, β) has been given, and the dataset size, n , is fixed. Based on these parameters and as a function of A_t , we can derive the maximum number of allowable queries for which (2) remains valid.

In the basic ADA model, the maximum value of the queries is assumed to be fixed at 1, and the variance of the artificial randomization noise is adjusted to achieve optimal performance. In contrast, in our proposed model, the noise variance is dictated by the physical layer conditions and is beyond our control. Instead, we tune the maximum amplitude of the query, denoted as A_t , to achieve the best performance. Also, note that α in (2) is considered under the assumption that $|q_i(\cdot)| \leq 1$. Nonetheless, we continue using (2) by normalizing the maximum values of the answers to 1 when investigating this relation. More specifically, the validity condition of (2) for the situation $(\alpha = \alpha_0 \cdot A_0, \beta = \beta_0, A_t = A_0, \sigma = \sigma_0)$ is entirely equivalent to the situation $(\alpha = \alpha_0, \beta = \beta_0, A_t = 1, \sigma = \sigma_0/A_0)$. Thus, by tuning A_t , we implicitly calibrate the noise variance in the equivalent normalized model.

Therefore, to apply the theorem III.1, it's sufficient to replace σ in (7), with $\frac{\sigma}{A_t}$. In the figure 3, k is plotted in $\frac{\sigma}{A_t}$, for some different values of n and given desired accuracy parameters $\alpha = 0.1$ and $\beta = 0.05$.

Additionally, in Figure 4, the maximum achievable number of queries is plotted against n . For each value of n , the optimal σ/A_t that maximizes k is selected. As shown in the figure, k_{\max} exhibits quadratic growth with respect

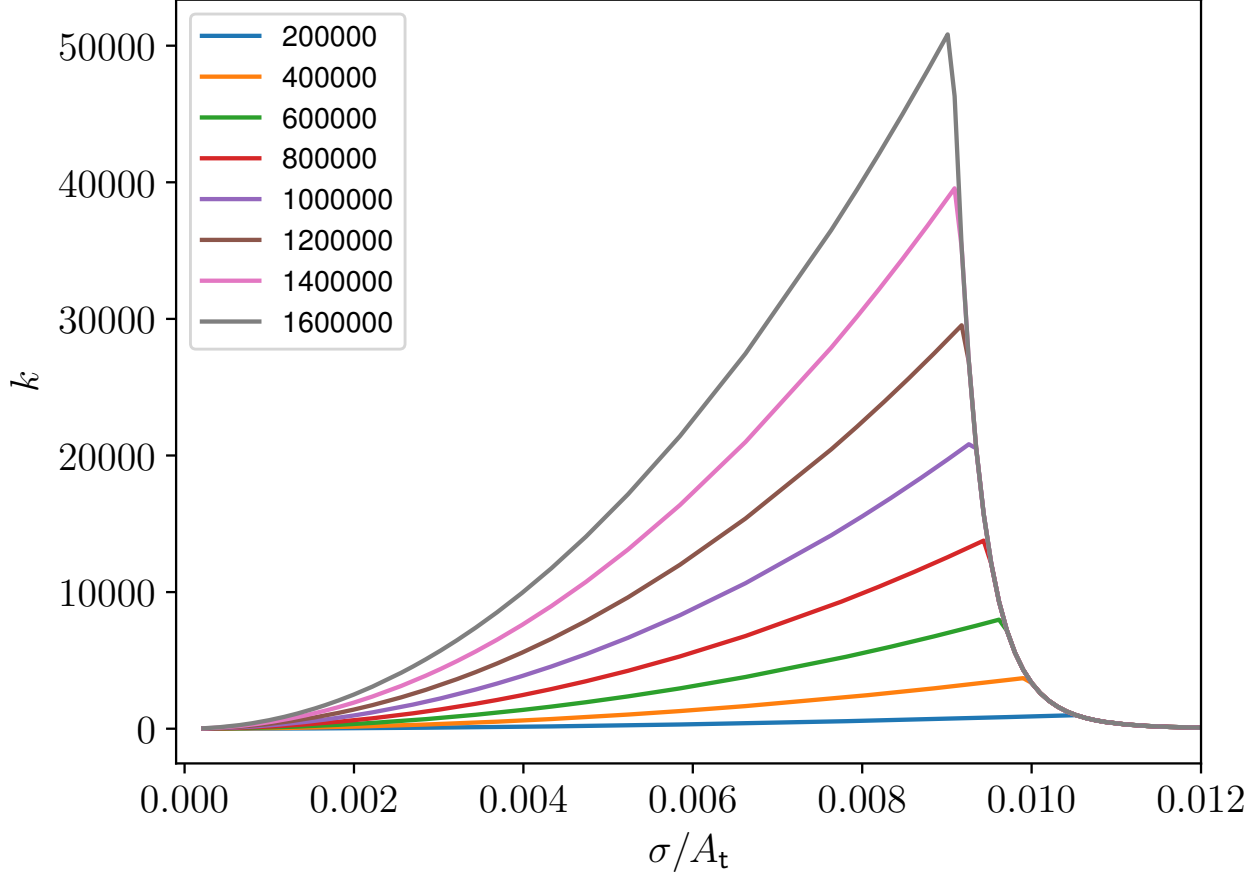


Fig. 3. Achievable number of accurately answerable queries versus σ/A_t for $\alpha = 0.1$ and $\beta = 0.05$ and different values of n .

to n . This observation aligns with the well-known result in the ADA literature that, in the worst-case setup, up to $\mathcal{O}(n^2)$ queries can be answered (α, β) -accurately [20].

Furthermore, Figure 3 shows that as n increases, the optimum value of σ/A_t very slowly shifts to the left. This optimal point corresponds to the intersection of the quadratically increasing left curve and the exponentially decreasing right curve, as illustrated by k_1 and k_2 in (8). For the dataset sizes considered in this study, the optimal value of σ/A_t approximately falls within the range $[0.008, 0.01]$. Furthermore, as σ/A_t approaches zero, the number of accurate queries also declines to near-zero levels. In this low-noise regime, the level of randomization becomes insufficient to prevent data leakage. As a result, the analyst can overfit to the dataset and violate the accuracy criterion in (2) with only a few queries. Thus, unlike standard communication scenarios, increasing transmission power in this setup can lead to inefficiency. On the other hand, computation shows that in order to have a non-zero number of (α, β) -accurate query-answers by this scheme, σ/A_t should be lower than 0.017 or equivalently A_t should be approximately

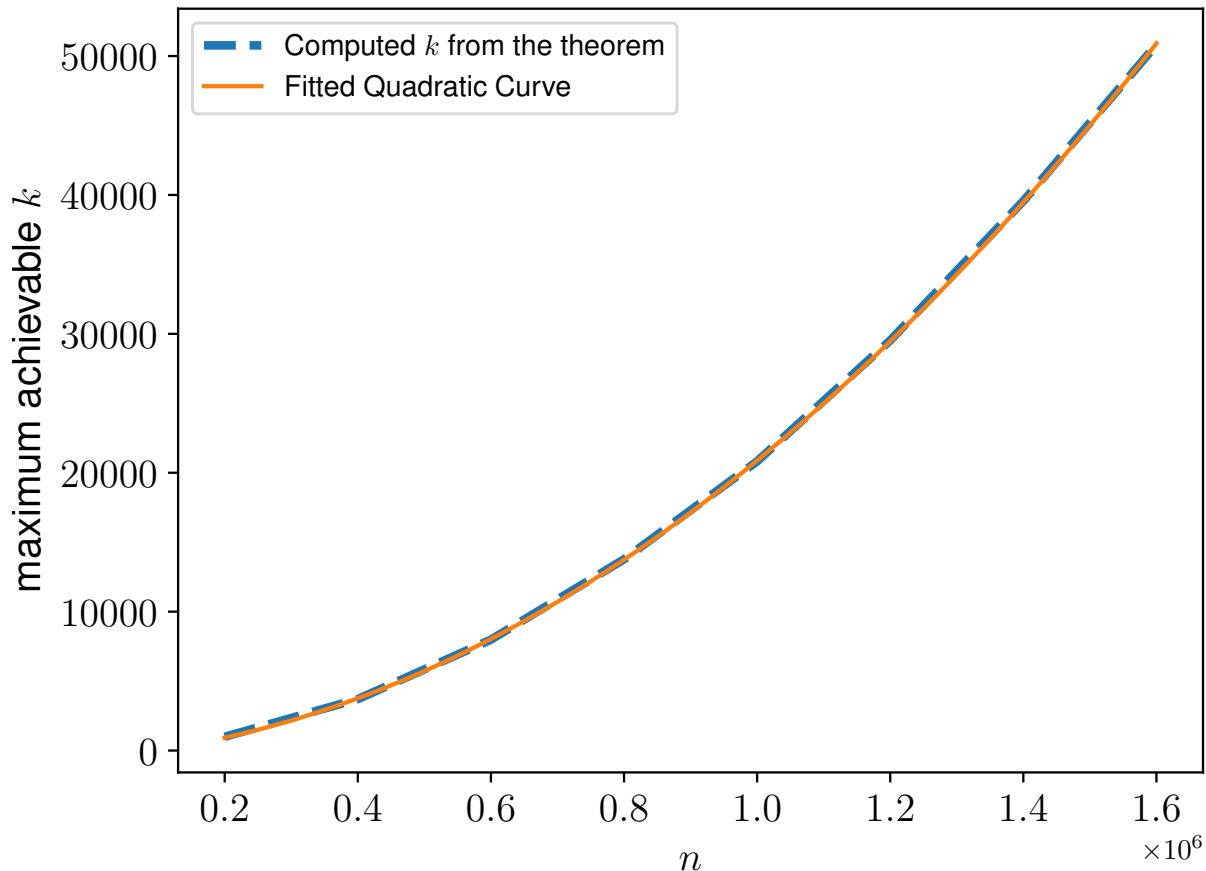


Fig. 4. Maximum achievable number of accurately answerable queries versus n for $\alpha = 0.1$ and $\beta = 0.05$.

60 times greater than the standard deviation of the noise. This ratio, in the optimum situation, lies within the range of $[100, 125]$. Equivalently, a minimum SNR of 32 dB is required, with the optimum SNR falling between 37 and 38.9 dB. However, in the high-noise regime, given practical limitations on transmission power, improving k may not be straightforward. In the next section, we demonstrate how a federation of edge answering points can address this issue."

V. DISTRIBUTED ADA IN THE PRESENCE OF A GAUSSIAN CHANNEL

In the previous section, we examined the point-to-point scenario to clarify the concept of effectively exploiting the channel noise. We showed that calibrating the amplitude of the transmitted signal can optimize the achievable number of accurately answered queries. Furthermore, we see that optimum A_t depends on the dataset size, n .

On the other hand, although we have theoretically succeeded in utilizing noise as part of the adaptive query-answering procedure, the required SNR range may not always be feasible in certain communication scenarios. This

challenge is particularly significant when the answerer is a personal device or a low-power sensor located at the network's edge and operating at a considerable distance from the receiver. As previously mentioned, this represents a plausible use case for our proposed setup. Additionally, we observed that for a fixed A_t , the required dataset size n grows at a rate of $\mathcal{O}(\sqrt{k})$. Consequently, ensuring more accurate (or private) rounds of data analysis would require the EP to answer queries based on increasingly larger datasets. However, it may be impractical for the EP to gather or store such large datasets. In this section, we demonstrate that both power and data limitations can be addressed within a distributed framework.

We consider a situation where L EPs simultaneously transmit their answers to the CP's adaptive queries through an analog Gaussian multiple access channel (MAC). For simplicity, we assume that the dataset sizes of all EPs are identical, i.e., $n_l = n_0$ for all $l \in 1, 2, \dots, L$. Similar to the previous section, each EP, like \mathcal{M}_l , computes $q_i(S_l) = \frac{1}{n_0} \sum_{j=1}^{n_0} q_i(x_{j,l})$ and transmit $A_t q_i(S_l)$ without any coding. Because of the additive nature of the air interface, the receiver gets a noisy version of the aggregated signals. So, the received signal at the CP will be $a_i = A_t \sum_{l=1}^L q_i(S_l) + z_i$, where $z_i \sim \mathcal{N}(0, \sigma^2)$. To establish equivalence with the point-to-point case, we consider a_i/L in the following. Substituting $q_i(S_l)$ yields:

$$\frac{a_i}{L} = \frac{A_t}{Ln_0} \sum_{l=1}^L \sum_{j=1}^{n_0} q_i(x_{j,l}) + \frac{z_i}{L}. \quad (13)$$

The above equation completely resembles a point-to-point scenario with $n_{\text{eq}} = Ln_0$, $\sigma_{\text{eq}} = \frac{\sigma}{L}$ and $A_{T,\text{eq}} = A_t$. We observe that with this cooperative transmission scheme, both the equivalent dataset size and the noise variance are improved by a factor of L . Using these equivalent parameters, the results from the previous section can be applied to this scenario as well. Thus, we can use (7) with the corresponding n_{eq} and σ_{eq} . In this case, we fix $\sigma/A_t = 0.5$ and derive k as a function of L for different values of n . Based on the results from the previous section, we know that L must be sufficiently large to ensure that σ_{eq} is less than 0.017, thereby yielding a positive value for k . Figure 5 illustrates the results for this scenario. The parameters α and β remain the same as in the previous case. We observe that for each n , before reaching a critical number of EPs, k grows exponentially with L . This is due to the under-leakage regime and is related to k_2 in (8). The critical value of L shifts slowly to the right as n increases. After this critical L , the growth of k becomes very slow, and in Figure 5, it appears nearly constant. This is because, beyond the critical L , k follows the k_1 function from (8). As mentioned earlier, k_1 can be approximated by \hat{k}_1 in (10). In this function, the quadratic term becomes strongly dominant for large n . In this quadratic term, $n^2\sigma^2$ is determining. On the other hand, in the distributed scenario, we havebb

$$n_{\text{eq}}\sigma_{\text{eq}} = (Ln)(\sigma/L) = \sigma, \quad (14)$$

which does not depend on L . This argument also provides a perspective for addressing this inefficient growth stoppage, which is discussed in the following subsection.

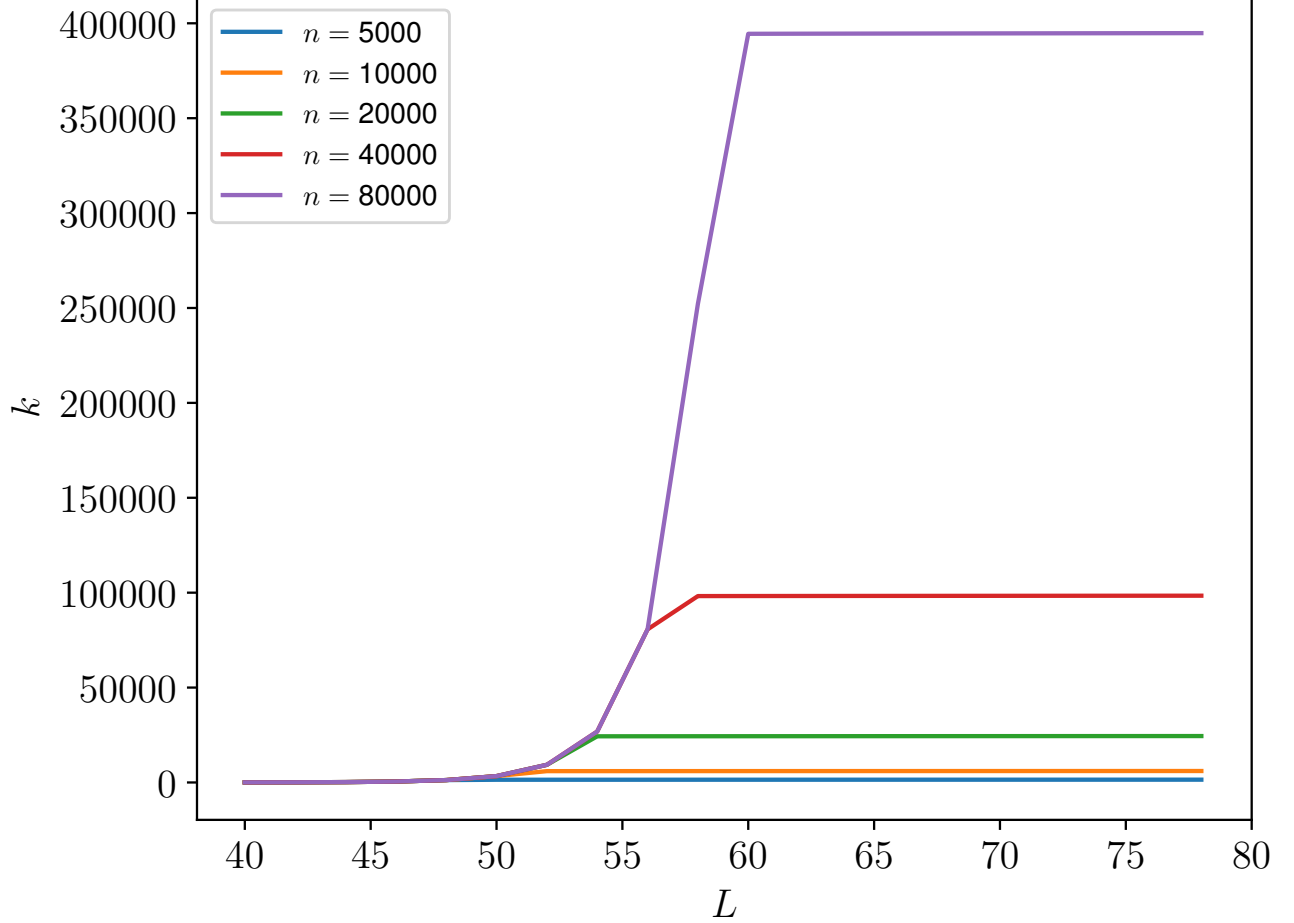


Fig. 5. Maximum number of accurately answered queries versus σ/A_t for $\alpha = 0.1$ and $\beta = 0.05$ and different values of n .

A. Improving k in L

Considering the descriptions in Figure 3 about the optimum value of σ/A_t , EPs in the distributed scenario need to decrease A_t as L exceeds the critical value. For large n_{eq} , the optimum value of σ_{eq}/A_t is approximately 0.008. The exact value can be derived by setting $k_1 = k_2$ in (7). Denoting this value as $s_{opt}(n_{eq})$, the optimum value of σ/A_t will be $Ln_{eq}s_{opt}(n_{eq})$. In other words, EPs should tune their A_t to $\frac{\sigma}{Ln_{eq}s_{opt}(Ln)}$. As noted in the previous section, s_{opt} changes very slowly. Therefore, we can approximately state that in the optimum regime, $A_t \propto 1/L$. Figure 6 illustrates the resulting improvement in the growth of k after optimizing A_t .

VI. FUTURE WORK AND CONCLUSION

In this work, after refining a previous result in ADA to better suit our analyses, we showed that Gaussian channel noise can be leveraged as an opportunity when the basic model of ADA is considered. Of course, in this situation,

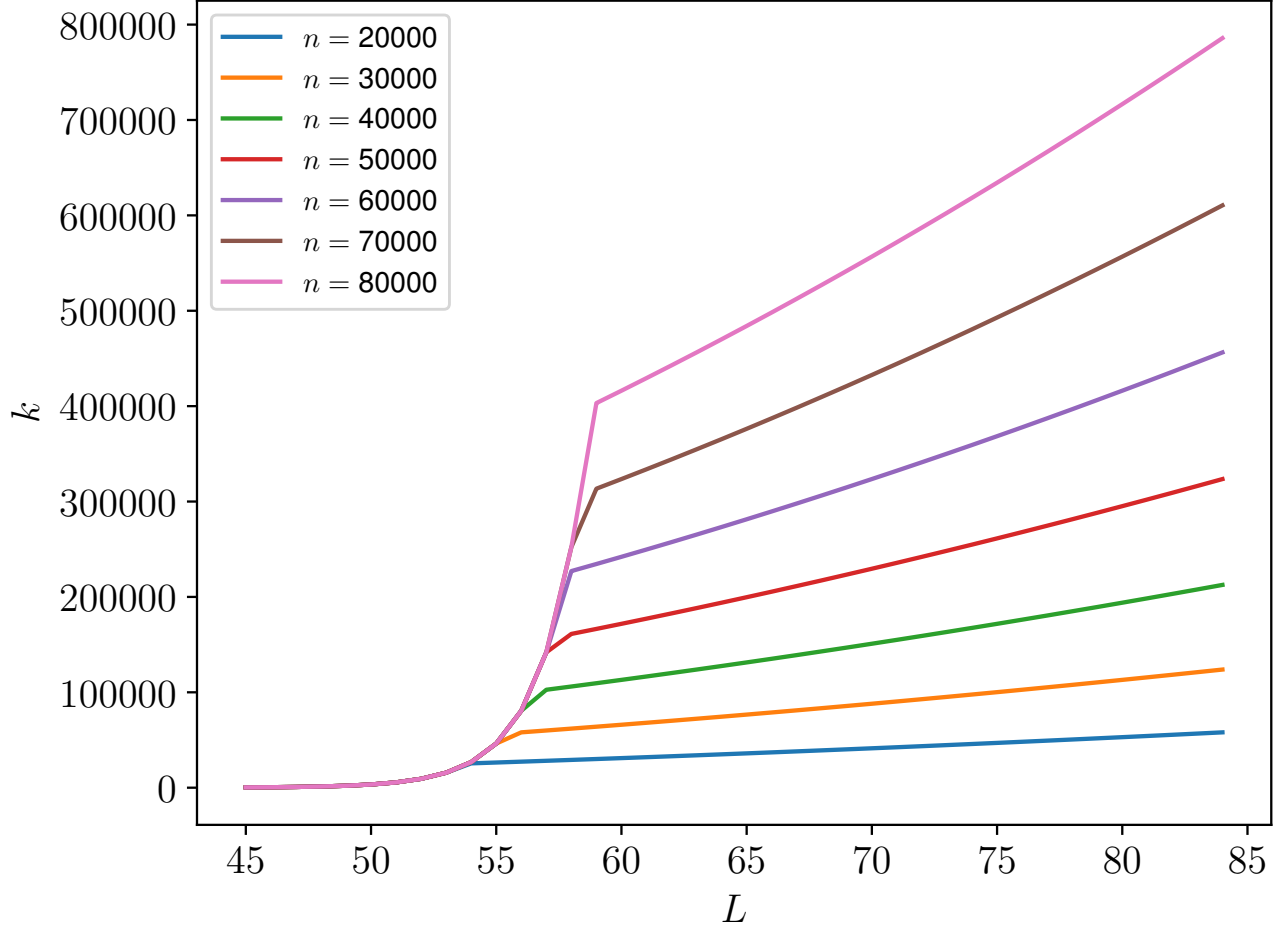


Fig. 6. Maximum number of accurately answered queries versus σ/A_t for $\alpha = 0.1$ and $\beta = 0.05$ and different values of n .

the minimum required SNR was significant. Then, we demonstrated that the federation of edge answering points can linearly improve the equivalent noise variance and total dataset size when the shared medium is a Gaussian MAC.

One important extension for further study could involve considering the fading channel, which represents a more realistic model. In this case, each EP's transmission undergoes a multiplicative distortion before being received by the CP. In other words, the received signal during the i -th answering round would be as follows:

$$Y_i = \sum_{l=1}^L h_{il} X_{il} + z_i, \quad (15)$$

in which X_{il} represents the signal transmitted by the l -th EP, and h_{il} denotes the fading coefficient of the wireless channel between this EP and the CP. Based on the availability of CSI, various scenarios can be analyzed: CSI known only at the transmitter, CSI known only at the receiver, and CSI unknown at both ends. A primary challenge in the fading scenario is that the unweighted aggregation of transmissions is no longer inherently feasible.

REFERENCES

- [1] C. Dwork, V. Feldman, M. Hardt, T. Pitassi, O. Reingold, and A. L. Roth, “Preserving statistical validity in adaptive data analysis,” in *Proceedings of the forty-seventh annual ACM symposium on Theory of computing*. ACM, 2015, pp. 117–126.
- [2] C. Dwork, V. Feldman, M. Hardt, T. Pitassi, O. Reingold, and A. Roth, “Generalization in adaptive data analysis and holdout reuse,” in *Advances in Neural Information Processing Systems*, 2015, pp. 2350–2358.
- [3] R. Rogers, A. Roth, A. Smith, N. Srebro, O. D. Thakkar, and B. Woodworth, “Guaranteed validity for empirical approaches to adaptive data analysis,” in *International Conference on Artificial Intelligence and Statistics*, 2020, pp. 2830–2840.
- [4] C. Dwork, A. Roth *et al.*, “The algorithmic foundations of differential privacy,” *Foundations and Trends® in Theoretical Computer Science*, vol. 9, no. 3–4, pp. 211–407, 2014.
- [5] H. H. Yang, Z. Chen, T. Q. Quek, and H. V. Poor, “Revisiting analog over-the-air machine learning: The blessing and curse of interference,” *IEEE Journal of Selected Topics in Signal Processing*, 2021.
- [6] M. M. Amiri and D. Gündüz, “Federated learning over wireless fading channels,” *IEEE Transactions on Wireless Communications*, vol. 19, no. 5, pp. 3546–3557, 2020.
- [7] M. S. E. Mohamed, W.-T. Chang, and R. Tandon, “Privacy amplification for federated learning via user sampling and wireless aggregation,” *IEEE Journal on Selected Areas in Communications*, vol. 39, no. 12, pp. 3821–3835, 2021.
- [8] A. Sonee, S. Rini, and Y.-C. Huang, “Wireless federated learning with limited communication and differential privacy,” *arXiv preprint arXiv:2106.00564*, 2021.
- [9] M. Seif, R. Tandon, and M. Li, “Wireless federated learning with local differential privacy,” in *2020 IEEE International Symposium on Information Theory (ISIT)*. IEEE, 2020, pp. 2604–2609.
- [10] C. Xiaowen, Z. Guangxu, X. Jie, W. Zhiqin, and C. Shuguang, “Optimized power control design for over-the-air federated edge learning,” *arXiv preprint arXiv:2106.09316*, 2021.
- [11] Y. Koda, K. Yamamoto, T. Nishio, and M. Morikura, “Differentially private aircomp federated learning with power adaptation harnessing receiver noise,” in *GLOBECOM 2020-2020 IEEE Global Communications Conference*. IEEE, 2020, pp. 1–6.
- [12] Y. Koda, J. Park, M. Bennis, P. Vepakomma, and R. Raskar, “Airmixml: Over-the-air data mixup for inherently privacy-preserving edge machine learning,” *arXiv preprint arXiv:2105.00395*, 2021.
- [13] D. Liu and O. Simeone, “Privacy for free: Wireless federated learning via uncoded transmission with adaptive power control,” *IEEE Journal on Selected Areas in Communications*, vol. 39, no. 1, pp. 170–185, 2020.
- [14] Z. Zhang, G. Zhu, R. Wang, V. K. Lau, and K. Huang, “Turning channel noise into an accelerator for over-the-air principal component analysis,” *arXiv preprint arXiv:2104.10095*, 2021.
- [15] G. Zhu, Y. Du, D. Gündüz, and K. Huang, “One-bit over-the-air aggregation for communication-efficient federated edge learning: Design and convergence analysis,” *IEEE Transactions on Wireless Communications*, vol. 20, no. 3, pp. 2120–2135, 2021.
- [16] Y. Shao, D. Gündüz, and S. C. Liew, “Federated edge learning with misaligned over-the-air computation,” *IEEE Transactions on Wireless Communications*, 2021.
- [17] M. M. Amiri, T. M. Duman, D. Gunduz, S. R. Kulkarni, and H. V. Poor, “Blind federated edge learning,” *arXiv preprint arXiv:2010.10030*, 2020.
- [18] M. M. Amiri and D. Gündüz, “Machine learning at the wireless edge: Distributed stochastic gradient descent over-the-air,” *IEEE Transactions on Signal Processing*, vol. 68, pp. 2155–2169, 2020.
- [19] C.-Z. Lee, L. P. Barnes, and A. Özgür, “Over-the-air statistical estimation,” *IEEE Journal on Selected Areas in Communications*, 2021.
- [20] Y. Dagan and G. Kur, “A bounded-noise mechanism for differential privacy,” in *Conference on Learning Theory*. PMLR, 2022, pp. 625–661.