

Phases and triple(multiple) point: critical phenomena around the AD singularity

H. Itoyama^{a,b*}, and R. Yoshioka^{a,b†}

^a *Nambu Yoichiro Institute of Theoretical and Experimental Physics (NITEP), Osaka
Metropolitan University*

^b *Osaka Central Advanced Mathematical Institute (OCAMI), Osaka Metropolitan University
3-3-138, Sugimoto, Sumiyoshi-ku, Osaka, 558-8585, Japan*

Abstract

Continuing with our previous series of work, we present a case study of the critical phenomena around Argyres-Douglas singularity of $\mathcal{N} = 2$ susy made at (A_1, A_{4k-1}) , $k = 1, 2$ realized by one-unitary matrix model. We determine the phase diagram, which is recast into LEEA of $\mathcal{N} = 2$, 4d gauge theory by the 0d-4d connection. There are three distinct phases, each corresponding to an eigenvalue distribution with 0, 1, and 2 gaps. These form an entire phase diagram with a triple point. Examining the behavior of the planar free energy, we show, among other things, that the transition line between 1- and 2-gap phases ending at the triple point is the $k = 2$ multicritical one.

*e-mail: itoyama@omu.ac.jp

†e-mail: ryoshioka@omu.ac.jp

1 Introduction

Quenching of the position dependence in holomorphic correlation functions due to singularities is a phenomenon characteristic of supersymmetric quantum field theory [1]. In theory with the adjoint matter, the Schwinger-Dyson equation taking the form of Virasoro like constraints clarifies the relevance of matrix models description that has come from geometric engineering of string theory [2, 3, 4, 5][6, 7, 8]. In the case of instanton expansion of $\mathcal{N} = 2$ theory [9][10, 11, 12], this 0d-4d connection [13, 14] can be demonstrated more explicitly through the AGT relation [15] as well as the identification of regular/irregular conformal block with matrix models whose potential contain logarithmic terms [16, 17] and systematic expansion has been given [18].¹

Beginning with [22, 23, 24], we first observed the relevance of one-unitary matrix model with cosine potential, namely, the GWW model [25, 26] with the addition of the log term for $su(2)$ $N_f = 2$ irregular conformal block, which is obtained from that of $N_f = 4$ by the limiting procedure [27]. The identification of the Argyres-Douglas singularity [28, 29] with the critical point of this matrix model yielded the self-contained derivation of PII with accessory parameter in the double scaling limit [30, 31, 32, 33]. The conversion of the original hermitean matrix model into the unitary one has been shown to be effective in $su(n)$ (multi matrix model) extension as well [34, 35] and the AD singularity has appeared as a critical hypersurface in the space of flavour mass parameters.

In another vein of extension, the potential can be augmented up to L -th power of cosine and has been seen to serve as theory space which accommodates critical singularities up to L -th order and hence that for $(A_1, A_{4k-1}), k = 1, \dots, L$ [36]. The matching of the operator contents and their scaling dimensions on both sides has been successfully given there. Throughout these developments², we have emphasized that we work with the partition function whose log gives free energy rather than the instanton partition function which prefers explicit specification of filling fractions as Coulomb moduli (constant background field), rendering the whole picture consistent with the developments in $N_f = 4$. (See, for instance, [39, 40].)

In this paper, we focus on the determination of the phase diagram in the simplest and yet non-trivial possible case: we work on $L = 2$ theory space, keeping perturbations by

¹For a review, see, for instance, [19, 20, 21].

²For higher rank extension of PII and the nonperturbative effects, see [37, 38]

the operator corresponding to the original matrix model action and by the cosine potential of the second order alone, leaving aside the sine potentials. We drop the log potential³ as well: perturbation by this operator has been identified to correspond to the mass operator (actually the difference in the two flavour masses [22, 23, 24]) and will not be discussed in this paper. With this setup containing the two couplings denoted by (λ, τ) only, the matrix model coincides with the one first considered by Mandal [41].⁴

In this subspace \mathcal{S} of $L = 2$ theory space that represents an extension of $N_f = 2$ $su(2)$ asymptotically free theory [43], we study critical phenomena associated with the AD singularity of $(A_1, A_{4k-1}), k = 1, 2$ type. After giving some preliminaries in the next section, we present, in section three, complete determination of the phase diagram in the planar limit. In the upper half plane of (λ, τ) , we give four critical lines that separate two out of the three different phases denoted by 2 gap, 1 gap and 0 gap ones.⁵ These lines are the AD singularities in \mathcal{S} . We find that two out of three $k = 1$ lines and $k = 2$ line merge smoothly at a point, forming a triple point. The $k = 2$ singularity is a full-fledged line rather than a point contrary to naive expectation one may have.

2 Some preliminaries

2.1 notation

While we work eventually in the notation set up in the next section to determine the phase diagram, let us begin with the notation of [38] and that of the earlier papers. The unitary matrix model with logarithmic interaction can be represented by

$$Z_{U(N)} = \frac{1}{\text{Vol}(N)} \int [dU] \exp \left(\text{Tr} W_U(U) \right), \quad (2.1)$$

$$W_U(w) = -q_{02} \left(w + \frac{1}{w} \right) + M \log w. \quad (2.2)$$

In the original β deformed matrix model for the $N_f = 2$, there are four net 0d parameters aside from q_{02} under one constraint. The number reduces to two by setting $\beta = 1$ and not specifying the filling fraction. Namely,

$$\alpha_{1+2}, \quad \alpha_{3+4}, \quad N, \quad (2.3)$$

³Both sine and log are “odd” operators.

⁴For other solvable extensions and the phase diagrams, see [42].

⁵In [41], the presence of 0, 1, 2 gap phases was noted but the phase separation lines were not given.

under the constraint:

$$\alpha_{1+2} + \alpha_{3+4} + 2N = 0. \quad (2.4)$$

Likewise, there are four 4d parameters aside from Λ_2 , the 4d scale parameter. This number reduces to two by setting $\frac{e_1}{g_s} = 1$ and not referring to a :

$$\frac{m_1}{g_s}, \frac{m_2}{g_s}. \quad (2.5)$$

The 0d-4d dictionary is

$$\begin{aligned} \alpha_{1+2} &= \frac{2m_2}{g_s}, \\ \alpha_{3+4} &= \frac{2m_1}{g_s}, \\ N &= -\frac{m_1 + m_2}{g_s}. \end{aligned} \quad (2.6)$$

Separately, the parameter for the 4d instanton expansion is

$$q_{02} = \frac{\Lambda_2}{2g_s} \equiv \frac{1}{2} \frac{1}{\underline{g}_s}. \quad (2.7)$$

and M in eq. (2.2) is related to the 4d parameter by

$$M \equiv \alpha_{3+4} + N = \frac{m_1 - m_2}{g_s}. \quad (2.8)$$

The 4d meaning of N , M in eqs. (2.1), (2.2) has become manifest.

For large N analysis, it is more preferable to recast eq. (2.2) into

$$W_N(w) = \frac{N}{\tilde{S}} \left\{ -\frac{1}{2} \left(w + \frac{1}{w} \right) + \zeta \log w \right\}. \quad (2.9)$$

Here, we have chosen to regard the two parameters as

$$\tilde{S} \equiv N \underline{g}_s = -\frac{m_1 + m_2}{\Lambda_2}, \quad (2.10)$$

and

$$\zeta \equiv M \underline{g}_s = \frac{m_1 - m_2}{\Lambda_2}, \quad (2.11)$$

while $1/N$ is the expansion parameter.

As stated in introduction, we consider the following extension of the above by the even interactions, focusing on $p_{\max} = 2$,

$$Z_U = \frac{1}{N!} \left(\prod_{j=1}^N \oint \frac{dz_j}{2\pi z_j} \right) \Delta(z) \Delta(z^{-1}) \exp \left(\sum_j W(z_j) \right), \quad (2.12)$$

$$W(z) = -\frac{1}{2\underline{g}_s} \sum_{p=1}^{p_{\max}} \frac{g_p}{p} \left(z^p + \frac{1}{z^p} \right). \quad (2.13)$$

3 Determination of phases from the planar free energy

Following the outline in the introduction, we will determine the phase diagram at the planar level completely.

3.1 notation

As we make a direct contact with the original work of [41], we first convert our notation. Let us put the integral variables as $z_j = e^{i\alpha_j}$, $-\pi \leq \alpha \leq \pi$ and introduce two coupling constants,

$$\lambda = -\frac{2N\underline{g}_s}{g_1}, \quad \tau = \frac{g_2}{2g_1}. \quad (3.1)$$

Ignoring the overall coefficient $i^N/N!(2\pi)^N$, eq. (2.12) becomes

$$Z = \int \prod_{i=1}^N d\alpha_i \prod_{i \neq j} |e^{i\alpha_i} - e^{i\alpha_j}| \exp \left\{ \frac{N}{\lambda} \sum_i V(\alpha_i) \right\}, \quad (3.2)$$

$$(-V(\alpha)) = -2(\cos \alpha + \tau \cos 2\alpha) \equiv 2U(\alpha), \quad (3.3)$$

where

$$U(\alpha) = -\cos \alpha - \tau \cos 2\alpha. \quad (3.4)$$

Since $U(\alpha)$ is an even function in α , we pay our attention to $0 \leq \alpha \leq \pi$.

3.2 extrema of the classical potential

As is well-known, the eigenvalue distributions of matrix models in general are qualitatively understood by the local minima of the classical potential combined with the 2d Coulomb repulsion among the eigenvalues given by log of the Vandermonde determinant. In the large N limit, the distributions become continuous to form cuts (or gaps in the cases of unitary matrix models). We will, therefore, briefly describe the change of the potential with τ .

The extrema of $U(\alpha)$ are given by

$$U'(\alpha) = \sin \alpha (1 + 4\tau \cos \alpha) = 0. \quad (3.5)$$

We will see that $\alpha = 0, \pi$ are always extrema while $\alpha_0 \equiv \cos^{-1}(-\frac{1}{4\tau})$ is an extremum only when $|\tau| \leq \frac{1}{4}$. We conclude that

- i) $\tau > \frac{1}{4}$; two local minima at $\alpha = 0$ and π and two local maxima at $\alpha = \pm\alpha_0$.
- ii) $|\tau| \leq \frac{1}{4}$; a local minimum at $\alpha = 0$ and a local maximum at $\alpha = \pi$ only.
- iii) $\tau < -\frac{1}{4}$; two local maxima at $\alpha = 0, \pi$ and two local minima at $\alpha = \pm\alpha_0$.

Fig. 1, Fig. 2 and Fig. 3 illustrate these cases i), ii) and iii) respectively.

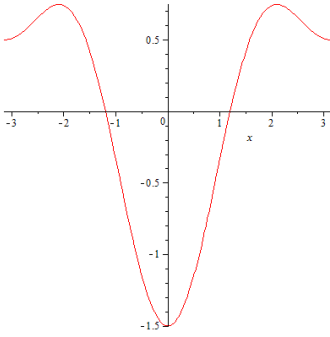


Fig. 1: $\tau = \frac{1}{2}, \alpha_0 = \frac{2\pi}{3}$.

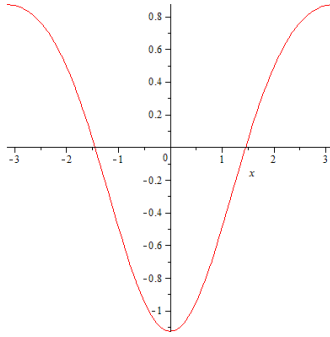


Fig. 2: $\tau = \frac{1}{8}$.

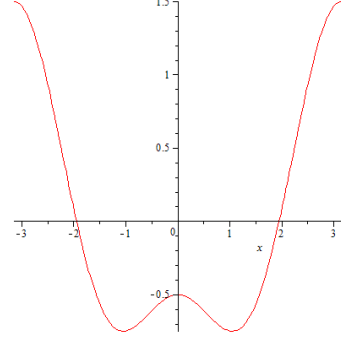


Fig. 3: $\tau = -\frac{1}{2}, \alpha_0 = \frac{\pi}{3}$.

The behavior of the eigenvalue distribution can be examined in part from the shape of potential classically. However, only its τ -dependence is observed. In order to determine the actual eigenvalue distribution, we have to pay attention to the λ -dependence as well. Fortunately, it is easy to incorporate the λ -dependence as λ behaves as a parameter that measures repulsion between eigenvalues. For large λ , the repulsion also becomes large and the gaps should shrink in any of these cases. As λ decreases, the shape of the potential begins to affect the eigenvalue distribution. Let us first understand the qualitative behavior of the distribution in each case.

i) If λ decreases, the eigenvalues accumulate around the local minima $\alpha = 0$ and π . This situation corresponds to two-gap phase. At a sufficiently small λ , all eigenvalues gather around the minimum $\alpha = 0$. Hence, one-gap phase for small λ and $0 \rightarrow 2 \rightarrow 1$ transition is expected.

ii) In this case, the minimum is only at $\alpha = 0$ and $0 \rightarrow 1$ transition is expected.

iii) There exists a local maximum at $\alpha = 0$. If λ is large enough, the eigenvalues will overcome that barrier. This situation corresponds to one-gap phase. As λ gets smaller, the eigenvalues are distributed around each of the two minima. Hence, two-gap phase for small λ and $0 \rightarrow 1 \rightarrow 2$ transition is expected.

3.3 separation lines and the triple point

In this section, we derive the transition lines which separate each phase and determines the end points of gaps on these lines. We will see that there exists a triple point in the phase diagram.

3.3.1 $0 \rightarrow 1$ and $0 \rightarrow 2$

The spectral density for the 0-gap solution is given by [25, 41]

$$\rho(\alpha) = \frac{1}{2\pi} \left(1 + \frac{2}{\lambda} \nu(y) \right), \quad y = \sin^2 \frac{\alpha}{2}, \quad (3.6)$$

$$\nu(y) = 1 + 2\tau - y(2 + 16\tau) + 16\tau y^2. \quad (3.7)$$

In the large λ limit, $\rho(y) \sim \frac{1}{2\pi}$, namely, the eigenvalues fill the entire unit circle.

Transitions should take place when a point $\alpha = \alpha_0$ that satisfies $\rho^{(0)}(\alpha_0) = 0$ appears. As λ decreases, eq.(3.7) can take negative values and, at $\alpha = \alpha_0$,

$$1 + \frac{2}{\lambda} \nu(y_0) = 0, \quad y_0 = \sin^2 \frac{\alpha_0}{2}. \quad (3.8)$$

If λ further decreases, the positivity of the spectral density is violated. Hence there exists a lower bound of λ , which is given by eq.(3.8),

$$\underline{\lambda}^{(0)} = -2(1 + 2\tau - y_0(2 + 16\tau) + 16\tau y_0^2). \quad (3.9)$$

Let us determine y_0 which is a point such that $\nu(y)$ takes the negative minimum value for $0 \leq y \leq 1$. Eq. (3.7) is a quadratic equation in y and takes the minimum value at

$$y_{\min} = \frac{1 + 8\tau}{16\tau}. \quad (3.10)$$

If $\tau \leq \frac{1}{8}$, then $y_{\min} \geq 1$ and, therefore, $y_0 = 1$ (i.e. $\alpha_0 = \pi$). The point $y_0 = 1$ is shown in Fig.4(a). In this case, we obtain

$$\lambda_c^{(01)}(\tau) = \underline{\lambda}^{(0)}(y_0 = 1) = -4\tau + 2, \quad (3.11)$$

which corresponds to the transition line separating zero-gap and one-gap in the phase diagram.

If $\tau > \frac{1}{8}$, $y_0 = y_{\min} (< 1)$. From the symmetry of the eigenvalue distribution shown in Fig. 4(b), we see that two gaps open in this case and we obtain

$$\lambda_c^{(02)}(\tau) = \underline{\lambda}^{(0)}(y_0 = y_{\min}) = 2a_1 \left(2\tau + \frac{1}{16\tau} \right), \quad (3.12)$$

which is transition line between zero-gap and two-gap.

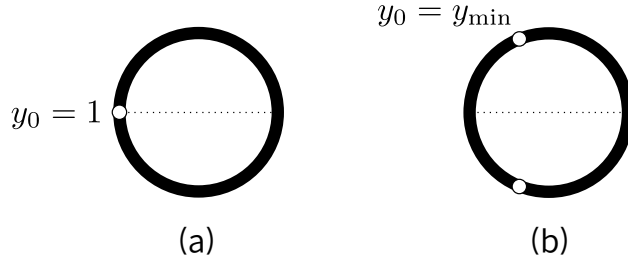


Fig. 4: (a) $\tau \leq \frac{1}{8}$, (b) $\tau > \frac{1}{8}$

3.3.2 $1 \rightarrow 0$ and $1 \rightarrow 2$

The 1-gap solution is given by

$$\rho(\alpha) = \frac{1}{2\pi} g(\alpha) \cos \frac{\alpha}{2} \sqrt{b - \sin^2 \frac{\alpha}{2}}, \quad (3.13)$$

where

$$g(\alpha) = g_0 + g_1 \cos \alpha, \quad (3.14)$$

$$g_0 = \frac{4}{\lambda} (1 - 4\tau b), \quad (3.15)$$

$$g_1 = \frac{16\tau}{\lambda}, \quad (3.16)$$

$$b \equiv \sin^2 \frac{\alpha_c}{2} = \frac{(1 + 4\tau) - \sqrt{(1 + 4\tau)^2 - 12\tau\lambda}}{12\tau}. \quad (3.17)$$

The parameter α_c is the end point of gap and is also equivalently that of eigenvalues. The eigenvalue distribution is shown in Fig. 5.

As λ increases, the eigenvalue distribution grows while the gap shrinks. The gap is finally shrunk to a point and the $1 \rightarrow 0$ transition occurs. This point should be $b = 1$ (i.e. $\alpha_c = \pi$) which gives the relation (3.11) again for $\tau \leq \frac{1}{8}$. In the case of $\tau > \frac{1}{8}$, however, on the line given by (3.11),

$$b = \frac{1 - 2\tau}{6\tau} < 1, \quad (3.18)$$

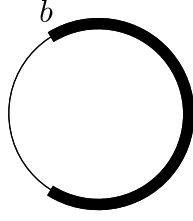


Fig. 5: 1-gap solution. The eigenvalue distribution is depicted by the bold line.

which means that the gap is not shrunk to a point on the line.

Actually, there is another restriction on λ . Since b has to be a real number, we see that λ has an upper bound,

$$\lambda \leq \frac{(1 + 4\tau)^2}{12\tau} \equiv \bar{\lambda}^{(1)}(\tau). \quad (3.19)$$

In the case of $\tau < \frac{1}{8}$, $\lambda_c^{(01)} < \bar{\lambda}^{(1)}$ is satisfied and, therefore, the $1 \rightarrow 0$ transition occurs before λ increases up to the upper bound $\bar{\lambda}^{(1)}$. In the case of $\tau \geq \frac{1}{8}$, $\bar{\lambda}^{(1)}$ is the genuine upper bound. At this point the one-gap solution fails, calling for another kind of transition which cannot be identified with the $1 \rightarrow 0$ transition. Instead, this transition ought to be the $1 \rightarrow 2$ transition and the upper bound itself becomes the separation line,

$$\lambda_c^{(12)}(\tau) = \bar{\lambda}^{(1)}(\tau) = \frac{(1 + 4\tau)^2}{12\tau}. \quad (3.20)$$

The end point of the gap on the $1 \rightarrow 2$ transition line is given by

$$b_c^{(12)} = \frac{1 + 4\tau}{12\tau}. \quad (3.21)$$

There exists another $1 \rightarrow 2$ transition in the case of $\tau \equiv -\tilde{\tau} < 0$. The end point of the gap is

$$b = \frac{(4\tilde{\tau} - 1) + \sqrt{(1 - 4\tilde{\tau})^2 + 12\tilde{\tau}\lambda}}{12\tilde{\tau}}. \quad (3.22)$$

As λ decreases, so does b , and, however, the condition $\rho(\alpha) \geq 0$ gives the lower bound of b , for $\tilde{\tau} > \frac{1}{4}$,

$$b \geq \tilde{b}_c^{(12)} \equiv \frac{4\tilde{\tau} - 1}{4\tilde{\tau}} = \frac{4\tau + 1}{4\tau} > 0. \quad (3.23)$$

Hence it is expected that the phase transition occurs at the lower bound. This transition has to be $1 \rightarrow 2$ because the gap grows. The transition line can be determined by $b = \tilde{b}_c^{(12)}$,

$$\tilde{\lambda}_c^{(12)}(\tau) = \frac{(4\tilde{\tau} - 1)^2}{4\tilde{\tau}} = -\frac{(4\tau + 1)^2}{4\tau}. \quad (3.24)$$

3.3.3 $2 \rightarrow 0$ and $2 \rightarrow 1$

The 2-gap solution is given by

$$\rho^{(2)}(\alpha) = \frac{1}{2\pi} g(\alpha) \sqrt{\left(b - \sin^2 \frac{\alpha}{2}\right) \left(d - \sin^2 \frac{\alpha}{2}\right)}, \quad (3.25)$$

where

$$g(\alpha) = g_0 + g_1 \cos \alpha, \quad (3.26)$$

$$g_0 = \frac{4}{\lambda} (1 - 4\tau(b + d - 1)), \quad (3.27)$$

$$g_1 = \frac{16\tau}{\lambda}. \quad (3.28)$$

The end points of gaps b and d satisfy

$$\lambda = 2(b + d - 1) + \tau(-8(b + d - 1)^2 + 4(1 + b - d)(1 - b + d)). \quad (3.29)$$

The eigenvalue distribution is shown in Fig. 6.

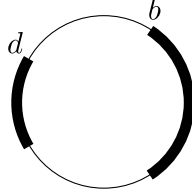


Fig. 6: 2-gap solution.

For the $2 \rightarrow 0$ transition, all gaps are closed and, therefore, the end points of the gap have to coincide, namely, $b = d$. Since the value of λ should be the same as (3.12) at this transition, we obtain

$$b_c^{(02)} = d_c^{(02)} = \frac{1 + 8\tau}{16\tau}. \quad (3.30)$$

The $2 \rightarrow 1$ transition is expected to occur when $b = 0$ or $d = 1$ and the two gaps are connected to one, in accordance with the eigenvalue distribution shown in Fig. 6. In order for a successful transition to the 1-gap solution shown in Fig 5, the connected point should be $d = 1$. In addition, by demanding that the eigenvalue density is positive, we obtain the transition line (3.20) again.

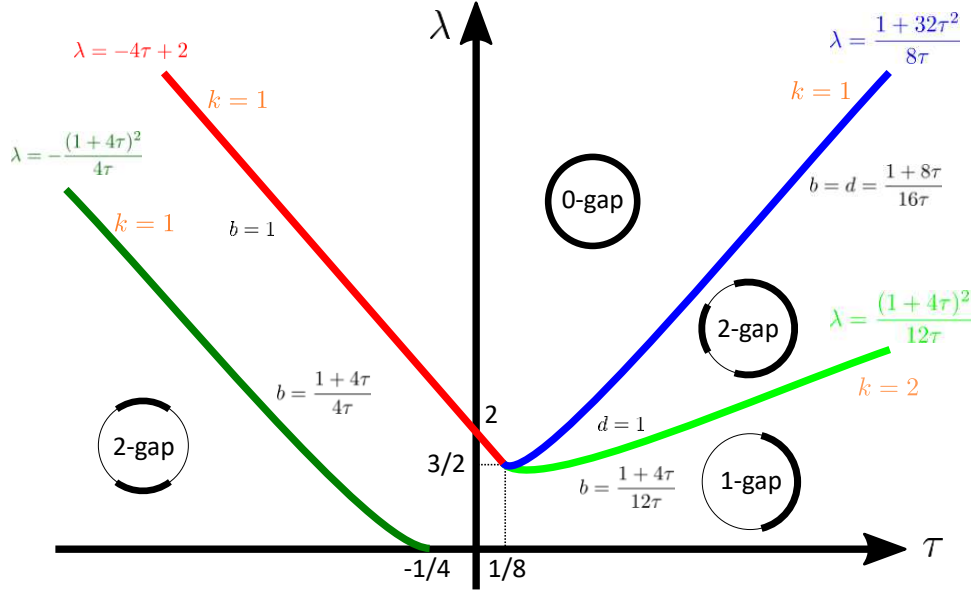


Fig. 7: phase diagram

3.3.4 phase diagram

Summarizing the above results, the phase diagram can be depicted as shown in Fig. 7.

It is easy to see that the transition lines are smoothly connected at $\tau = \frac{1}{8}$,

$$\begin{aligned} \lambda_c^{(01)}(1/8) &= \lambda_c^{(02)}(1/8) = \lambda_c^{(12)}(1/8) = \frac{3}{2}, \\ \lambda_c^{(01)'}(1/8) &= \lambda_c^{(02)'}(1/8) = \lambda_c^{(12)'}(1/8) = -4, \end{aligned} \quad (3.31)$$

where $'$ means the τ derivative. The point $(\tau, \lambda) = (\frac{1}{8}, \frac{3}{2})$ is the triple point.

A similar phase diagram is obtained even when λ is negative and the entire phase diagram is symmetric with respect to the origin.

3.4 planar free energy

The planar free energy is given by

$$F_0 = \lim_{N \rightarrow \infty} \frac{\ln Z}{N^2} = \frac{1}{\lambda} \int d\alpha \rho(\alpha) \left[\frac{V(\alpha) + V(0)}{2} + \lambda \ln \left| 2 \sin \frac{\alpha}{2} \right| \right]. \quad (3.32)$$

Since $\rho(\alpha)$ is already obtained for each phase, it is possible to calculate the free energy exactly.

For the zero-gap solution, it is easy to obtain

$$F_0^{(0\text{-gap})} = \frac{1}{\lambda^2}(1 + 2\tau^2). \quad (3.33)$$

For the one-gap solution, we obtain

$$\begin{aligned} F_0^{(1\text{-gap})} = & -\frac{1}{\lambda^2} \left\{ 18\tau^2 b^4 - b^3(40\tau^2 + 10\tau) + b^2(40\tau^2 + 32\tau + 1) - b(16\tau^2 + 20\tau + 4) \right\} \\ & -\frac{1}{\lambda} \left\{ (6\tau b^2 - b(1 + 4\tau)) \ln b + (\ln 2)(-12\tau b^2 + b(2 + 8\tau)) - 3\tau b^2 + b(1 + 4\tau) \right\} \\ & + \ln 2. \end{aligned} \quad (3.34)$$

In order to investigate the multicriticality at each phase transition, let us define the susceptibility for λ by

$$\chi = \frac{\partial^2 F_0}{\partial \lambda^2}. \quad (3.35)$$

Around the k -th multicritical point λ_C , the susceptibility behaves as

$$\chi \sim (\lambda - \lambda_C)^{\frac{1}{k}}. \quad (3.36)$$

The zero-gap susceptibility can be expand around the transition lines as,

$$\chi_{0\text{-gap}} = \frac{\partial^2 F_0^{(0\text{-gap})}}{\partial \lambda^2} = \frac{6(1 + 2\tau^2)}{\lambda_c^4} - \frac{24(1 + 2\tau^2)}{\lambda_c^5}(\lambda - \lambda_c) + \dots, \quad (3.37)$$

where $\lambda_c = \lambda_c^{(01)}$ or $\lambda_c = \lambda_c^{(02)}$, and $\lambda_c^{(01)}$ is the $0 \rightarrow 1$ transition line and $\lambda_c^{(02)}$ is the $0 \rightarrow 2$ transition line, respectively.

Similarly, the one-gap susceptibility is, around the $1 \rightarrow 0$ transition line,

$$\chi_{1\text{-gap}}^{(1 \rightarrow 0)} = \frac{\partial^2 F_0^{(1\text{-gap})}}{\partial \lambda^2} = \frac{6(1 + 2\tau^2)}{(\lambda_c^{(01)})^4} - \frac{4(88\tau^3 + 42\tau - 5)}{(1 - 8\tau)(\lambda_c^{(01)})^5}(\lambda_c^{(01)} - \lambda) + \dots. \quad (3.38)$$

The constant term is coincidence with (3.37), but not the first order term, which implies that the phase transition is of third order. On the $1 \rightarrow 2$ transition line $\lambda = \lambda_c^{(12)}(\tau)$, we obtain

$$\chi_{1\text{-gap}}^{(1 \rightarrow 2)} = \frac{\partial^2 F_0^{(1\text{-gap})}}{\partial \lambda^2} = \frac{36\tau^2(176\tau^2 + 184\tau - 1)}{(1 + 4\tau)^6} - \frac{288\sqrt{3}\tau^{5/2}}{(1 + 4\tau)^5}(\lambda_c^{(12)} - \lambda)^{1/2} + \dots, \quad (3.39)$$

which shows that the transition line $\lambda = \lambda_c^{(12)}(\tau)$ is the $k = 2$ multicritical one. In the vicinity of another $1 \rightarrow 2$ transition line $\lambda = \tilde{\lambda}_c^{(12)}(\tau)$ at negative τ , however, we obtain

$$\tilde{\chi}_{1\text{-gap}}^{(1\rightarrow 2)} = \frac{\tau^2(1392\tau^2 - 184\tau + 197)}{2(1 + 4\tau)^6} + \frac{\tau^2(68512\tau^3 + 224\tau^2 + 8374\tau + 81)}{4(1 + 4\tau)^8}(\lambda - \tilde{\lambda}_c^{(12)}) + \dots, \quad (3.40)$$

and the multicritical behavior is not exhibited.

The value of k on each transition lines is also summarized in Fig. 7.

Acknowledgments

We thank Takahiro Nishinaka for helpful discussions. The work of H.I. is supported in part by JSPS KAKENHI (23K03393, 23K03394).

References

- [1] F. Cachazo, M. R. Douglas, N. Seiberg, and E. Witten, “Chiral rings and anomalies in supersymmetric gauge theory,” *JHEP* **12**, 071 (2002), hep-th/0211170.
- [2] R. Dijkgraaf and C. Vafa, “Matrix models, topological strings, and supersymmetric gauge theories,” *Nucl. Phys. B* **644**, 3–20 (2002), hep-th/0206255.
- [3] R. Dijkgraaf and C. Vafa, “On geometry and matrix models,” *Nucl. Phys. B* **644**, 21–39 (2002), hep-th/0207106.
- [4] L. Chekhov and A. Mironov, “Matrix models versus Seiberg-Witten/Whitham theories,” *Phys. Lett. B* **552**, 293–302 (2003), hep-th/0209085.
- [5] H. Itoyama and A. Morozov, “The Dijkgraaf-Vafa prepotential in the context of general Seiberg-Witten theory,” *Nucl. Phys. B* **657**, 53–78 (2003), hep-th/0211245.
- [6] F. David, “Loop Equations and Nonperturbative Effects in Two-dimensional Quantum Gravity,” *Mod. Phys. Lett. A* **5**, 1019–1030 (1990).
- [7] A. Mironov and A. Morozov, “On the origin of Virasoro constraints in matrix models: Lagrangian approach,” *Phys. Lett. B* **252**, 47–52 (1990).

- [8] H. Itoyama and Y. Matsuo, “Noncritical Virasoro algebra of $d < 1$ matrix model and quantized string field,” *Phys. Lett. B* **255**, 202–208 (1991).
- [9] N. Seiberg and E. Witten, “Electric - magnetic duality, monopole condensation, and confinement in $N=2$ supersymmetric Yang-Mills theory,” *Nucl. Phys. B* **426**, 19–52, [Erratum: *Nucl.Phys.B* 430, 485–486 (1994)] (1994), hep-th/9407087.
- [10] H. Nakajima, *Lectures on Hilbert schemes of points on surfaces*, Number 18. (American Mathematical Soc., 1999).
- [11] H. Nakajima and K. Yoshioka, “Instanton counting on blowup. 1.,” *Invent. Math.* **162**, 313–355 (2005), math/0306198.
- [12] N. A. Nekrasov, “Seiberg-Witten prepotential from instanton counting,” *Adv. Theor. Math. Phys.* **7**(5), 831–864 (2003), hep-th/0206161.
- [13] R. Dijkgraaf and C. Vafa, “Toda Theories, Matrix Models, Topological Strings, and $N=2$ Gauge Systems,” (2009), arXiv:0909.2453.
- [14] H. Itoyama, K. Maruyoshi, and T. Oota, “The Quiver Matrix Model and 2d-4d Conformal Connection,” *Prog. Theor. Phys.* **123**, 957–987 (2010), arXiv:0911.4244.
- [15] L. F. Alday, D. Gaiotto, and Y. Tachikawa, “Liouville Correlation Functions from Four-dimensional Gauge Theories,” *Lett. Math. Phys.* **91**, 167–197 (2010), arXiv:0906.3219.
- [16] V. S. Dotsenko and V. A. Fateev, “Conformal Algebra and Multipoint Correlation Functions in Two-Dimensional Statistical Models,” *Nucl. Phys. B* **240**, 312 (1984).
- [17] A. Mironov, A. Morozov, and Sh. Shakirov, “Conformal blocks as Dotsenko-Fateev Integral Discriminants,” *Int. J. Mod. Phys. A* **25**, 3173–3207 (2010), arXiv:1001.0563.
- [18] H. Itoyama and T. Oota, “Method of Generating q -Expansion Coefficients for Conformal Block and $N=2$ Nekrasov Function by beta-Deformed Matrix Model,” *Nucl. Phys. B* **838**, 298–330 (2010), arXiv:1003.2929.
- [19] H. Itoyama and R. Yoshioka, “Developments of theory of effective prepotential from extended Seiberg–Witten system and matrix models,” *PTEP* **2015**(11), 11B103 (2015), arXiv:1507.00260.

- [20] H. Itoyama, “Developments of supersymmetric gauge theory by matrices,” *Nippon Butsuri Gakkai-Shi* **71**(9), 607–616 (2016).
- [21] B. Le Floch, “A slow review of the AGT correspondence,” *J. Phys. A* **55**(35), 353002 (2022), arXiv:2006.14025.
- [22] H. Itoyama, T. Oota, and Katsuya Yano, “Discrete Painlevé system and the double scaling limit of the matrix model for irregular conformal block and gauge theory,” *Phys. Lett. B* **789**, 605–609 (2019), arXiv:1805.05057.
- [23] H. Itoyama, T. Oota, and Katsuya Yano, “Discrete Painlevé system for the partition function of $N_f = 2$ $SU(2)$ supersymmetric gauge theory and its double scaling limit,” *J. Phys. A* **52**(41), 415401 (2019), arXiv:1812.00811.
- [24] H. Itoyama, T. Oota, and Katsuya Yano, “Discrete Painlevé system associated with Unitary matrix model,” *J. Phys. Conf. Ser.* **1194**(1), 012050 (2019).
- [25] D. J. Gross and E. Witten, “Possible third-order phase transition in the large- N lattice gauge theory,” *Physical Review D* **21**(2), 446 (1980).
- [26] S. R. Wadia, “ $N = \infty$ phase transition in a class of exactly soluble model lattice gauge theories,” *Physics Letters B* **93**(4), 403–410 (1980).
- [27] H. Itoyama, T. Oota, and N. Yonezawa, “Massive Scaling Limit of beta-Deformed Matrix Model of Selberg Type,” *Phys. Rev. D* **82**, 085031 (2010), arXiv:1008.1861.
- [28] P. C. Argyres and M. R. Douglas, “New phenomena in $SU(3)$ supersymmetric gauge theory,” *Nucl. Phys. B* **448**, 93–126 (1995), hep-th/9505062.
- [29] P. C. Argyres, M. R. Plesser, N. Seiberg, and E. Witten, “New $N=2$ superconformal field theories in four-dimensions,” *Nucl. Phys. B* **461**, 71–84 (1996), hep-th/9511154.
- [30] E. Brézin and V. A. Kazakov, “Exactly Solvable Field Theories of Closed Strings,” *Phys. Lett. B* **236**, 144–150 (1990).
- [31] D. J. Gross and A. A. Migdal, “A Nonperturbative Treatment of Two-dimensional Quantum Gravity,” *Nucl. Phys. B* **340**, 333–365 (1990).

- [32] D. J. Gross and A. A. Migdal, “Nonperturbative Two-Dimensional Quantum Gravity,” *Phys. Rev. Lett.* **64**, 127 (1990).
- [33] M. R. Douglas and S. H. Shenker, “Strings in Less Than One-Dimension,” *Nucl. Phys. B* **335**, 635 (1990).
- [34] H. Itoyama, T. Oota, and R. Yoshioka, “Construction of irregular conformal/W block and flavor mass relations of $\mathcal{N} = 2$ SUSY gauge theory from the A_{n-1} quiver matrix model,” *Phys. Lett. B* **841**, 137938 (2023), arXiv:2210.16738.
- [35] H. Itoyama, T. Oota, and R. Yoshioka, “A-D hypersurface of $su(n)$ $\mathcal{N} = 2$ supersymmetric gauge theory with $N_f = 2n - 2$ flavors,” *Int. J. Mod. Phys. A* **38**(02), 2350017 (2023), arXiv:2212.06590.
- [36] H. Itoyama and Katsuya Yano, “Theory space of one unitary matrix model and its critical behavior associated with Argyres–Douglas theory,” *Int. J. Mod. Phys. A* **36**(30), 2150227 (2021), arXiv:2103.11428.
- [37] H. Itoyama, T. Oota, and Katsuya Yano, “Multicritical points of unitary matrix model with logarithmic potential identified with Argyres–Douglas points,” *Int. J. Mod. Phys. A* **35**(24), 2050146 (2020), arXiv:1909.10770.
- [38] C.-T. Chan, H. Itoyama, and R. Yoshioka, “Large Order Behavior Near the AD Point: The Case of $\mathcal{N} = 2$, $su(2)$, $N_f = 2$,” *PTEP* **2024**(4), 041B01 (2024), arXiv:2402.03670.
- [39] O. Gamayun, N. Iorgov, and O. Lisovyy, “Conformal field theory of Painlevé VI,” *JHEP* **10**, 038, [Erratum: *JHEP* **10**, 183 (2012)] (2012), arXiv:1207.0787.
- [40] A. Mironov and A. Morozov, “On determinant representation and integrability of Nekrasov functions,” *Phys. Lett. B* **773**, 34–46 (2017), arXiv:1707.02443.
- [41] G. Mandal, “Phase Structure of Unitary Matrix Models,” *Mod. Phys. Lett. A* **5**, 1147–1158 (1990).
- [42] L. Santilli and M. Tierz, “Multiple phases and meromorphic deformations of unitary matrix models,” *Nucl. Phys. B* **976**, 115694 (2022), arXiv:2102.11305.
- [43] T. Nishinaka and C. Rim, “Matrix models for irregular conformal blocks and Argyres–Douglas theories,” *JHEP* **10**, 138 (2012), arXiv:1207.4480.