

CALIBRATED DECISION-MAKING THROUGH LARGE LANGUAGE MODEL-ASSISTED RETRIEVAL

Chaeyun Jang¹, Hyungi Lee¹, Seanie Lee¹, Juho Lee¹

KAIST¹

{jcy9911, lhk2708, lsnfamily02, juholee}@kaist.ac.kr

ABSTRACT

Recently, large language models (LLMs) have been increasingly used to support various decision-making tasks, assisting humans in making informed decisions. However, when LLMs confidently provide incorrect information, it can lead humans to make suboptimal decisions. To prevent LLMs from generating incorrect information on topics they are unsure of and to improve the accuracy of generated content, prior works have proposed Retrieval Augmented Generation (RAG), where external documents are referenced to generate responses. However, traditional RAG methods focus only on retrieving documents most relevant to the input query, without specifically aiming to ensure that the human user’s decisions are well-calibrated. To address this limitation, we propose a novel retrieval method called Calibrated Retrieval-Augmented Generation (CalibRAG), which ensures that decisions informed by the retrieved documents are well-calibrated. Then we empirically validate that CalibRAG improves calibration performance as well as accuracy, compared to other baselines across various datasets.

1 INTRODUCTION

Large language models (LLMs; [Jiang et al., 2023](#); [Touvron et al., 2023](#); [Dubey et al., 2024](#); [Achiam et al., 2023](#)) have demonstrated remarkable performance on numerous downstream natural language processing (NLP) tasks, leading to their widespread integration into various decision-making processes ([Bommasani et al., 2021](#); [Band et al., 2024](#); [Zhou et al., 2024](#)). However, even with significant increases in model size and the expansion of training datasets, it remains infeasible for LLMs to encode all possible knowledge within their parameters. As a result, the outputs produced by LLMs may not consistently be reliable for important human decision-making processes, potentially overlooking key or hidden details. Additionally, LLMs frequently provide inaccurate or misleading information with a high degree of confidence, a phenomenon referred to as *hallucination* ([Zhuo et al., 2023](#); [Papamarkou et al., 2024](#)), which can lead humans to make flawed decisions. In addition, [Zhou et al. \(2024\)](#) have empirically demonstrated that human users often over-rely on LLM outputs during decision-making processes, and this over-reliance tends to increase in proportion to the model’s confidence. Here, the model’s confidence refers to the verbalized expression of how certain the model is when asked how confident it is in its answer. Specifically, they have found that for answers with high confidence, users show strong over-reliance regardless of whether the answer is correct or not. These findings highlight that utilizing LLMs without proper calibration of their responses and addressing the frequent occurrence of hallucinations can lead to incorrect decisions in high-stakes tasks like medical diagnosis and legal reasoning, potentially resulting in severe consequences ([Li et al., 2019](#); [2022b](#); [Han et al., 2024](#)).

Retrieval Augmented Generation (RAG) ([Lewis et al., 2020](#); [Li et al., 2022a](#); [Wang et al., 2024](#)) has emerged as a promising method to address hallucinations, which is one of the two key issues when using LLMs in decision-making ([Shuster et al., 2021](#); [Li et al., 2024](#)). Instead of generating answers directly, RAG retrieves relevant documents from external databases and uses them as an additional context for response generation. This approach supplements the information that LLMs lack, resulting in more accurate and reliable responses. However, the database cannot encompass all information, and the world knowledge is continuously being updated. In such cases, the retriever may retrieve irrelevant documents, which can distract the LLM and lead to the generation of incorrect answers to the question ([Shi et al., 2023](#)). Moreover, as described in [Section 2.2](#), due to

the LLM’s overconfidence in the retrieved document, they still tend to assign high confidence to its responses even when they are incorrect.

To address the issue of deep neural networks generating overconfident outputs for given inputs and to promote well-calibrated predictions, research on *uncertainty calibration* has been actively conducted across various fields (Kuleshov et al., 2018; Laves et al., 2020; Kapoor et al., 2024). In particular, for image classification tasks in computer vision, numerous techniques (Lakshminarayanan et al., 2017; Maddox et al., 2019; Thulasidasan et al., 2019) have been developed to improve uncertainty calibration. Especially, post hoc methods like temperature scaling, which simply adjust the output logits, have been shown to be simple yet effective in improving calibration (Kull et al., 2019; Vaicnavicius et al., 2019; Minderer et al., 2021; Widmann et al., 2022). However, in contrast to vision tasks, calibrating LLMs poses a more complex challenge due to their sequential token generation nature (Kapoor et al., 2024). Specifically, LLMs produce sequences of log probabilities for each token, and the number of possible sequences grows exponentially with length, making it impractical to apply traditional calibration methods that consider all output possibilities. This complexity renders straightforward adaptations of calibration techniques like temperature scaling ineffective for long-form sentence generation tasks in LLMs. To address these challenges, recent work by Band et al. (2024) proposed an uncertainty calibration method specifically designed for decision-making scenarios involving LLMs in long-form generation contexts. This method aims that the probabilities associated with user decisions, based on the guidance generated by the LLM, are well-calibrated. However, this method still lacks the ability to calibrate the probabilities associated with user decisions based on the guidance provided by RAG.

To address this issue, we propose the Calibrated Retrieval-Augmented Generation (CalibRAG) framework. CalibRAG allows an LLM using RAG to not only select relevant information to support user decision-making but also provide confidence levels associated with that information by utilizing a forecasting function, ensuring well-calibrated decisions based on the retrieved documents. Here, the forecasting function is the surrogate model that predicts the probability of whether the user’s decision based on the guidance provided by RAG will be correct. We empirically validate that our CalibRAG significantly improves calibration performance as well as accuracy, compared to other relevant baselines across several datasets.

Our contributions can be summarized as follows:

- We propose the CalibRAG framework, which enables well-calibrated decision-making based on the guidance provided by RAG.
- We construct a new dataset by creating labels that indicate whether decisions made using retrieved documents correctly answer the questions, essential for training the forecasting function.
- We outperform existing uncertainty calibration baselines across various tasks involving RAG context using the Llama-3.1 model in decision-making scenarios.

2 PRELIMINARIES

2.1 DECISION CALIBRATION OF LONG FORM GENERATION

As discussed in Section 1, since human decision-makers tend to over-rely on the outputs of LLMs during the decision-making process, it is crucial to ensure that the confidence in LLMs’ outputs is well-calibrated. To address this problem, Band et al. (2024) propose *decision calibration*, which aims to align the confidence of the model’s predicted output with the accuracy of the user’s decision based on the model output. This allows the user to make a reliable decision based on the model’s confidence. Therefore, to achieve this goal, we need to ensure that the model not only generates factual information but also that its confidence in the generated responses accurately reflects the likelihood of correctness.

To formalize the problem, we introduce the following notations. Let $x \in \mathcal{X}$ represent the question or task for which a user needs to make a decision (e.g., “What was the name of the 1996 loose adaptation of William Shakespeare’s *Romeo & Juliet* written by James Gunn?”), and let $y \in \mathcal{Y}$ denote the corresponding true answer (e.g., “*Tromeo and Juliet*”). Here, \mathcal{X} and \mathcal{Y} are the set of all possible questions and answers, respectively. Given the question x , the user provides an open-ended

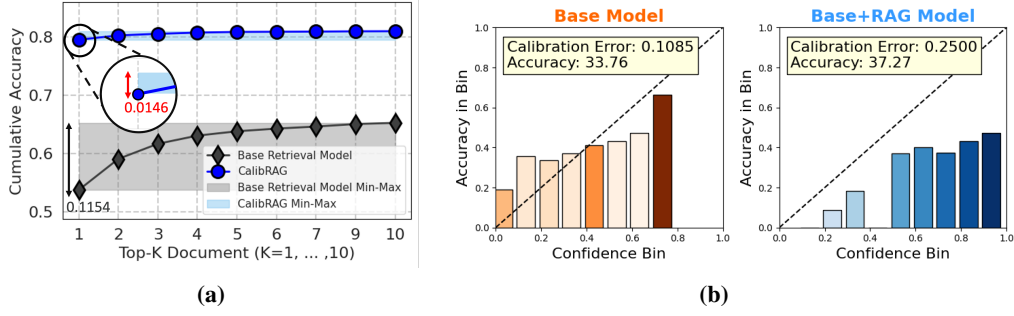


Figure 1: (a) Cumulative accuracy using the top-10 documents shows an 11% improvement, demonstrating that top-1 document is not always optimal. CalibRAG achieves higher top-1 accuracy, with only marginal gains thereafter. The base retrieval model is `contriever-msmarco`, evaluated on synthetic valid data (see Section 3.3). (b) Accuracy and calibration error on the NaturalQA dataset. **RAG outperforms the base model (orange) in accuracy (blue) but exhibits increased calibration error. Bar height represents average accuracy per confidence bin, with darker shades indicating a higher density of predictions. The base model is `Llama-3.1-8B`, fine-tuned using the Number-LoRA method.**

query $q(x)$ (e.g., “Please provide an overview of the various adapted versions of Romeo and Juliet.”) to an LLM as a prompt to gather information for the decision making about x . The LLM, denoted as \mathcal{M} , generates a long-form response to the query, i.e., $z \sim \mathcal{M}(z|q(x))$, which serves as the guidance for the decision-making process. For the sake of notational simplicity, unless specified otherwise, we will use q in place of $q(x)$. Given the question x and the generated response z , the user leverages a forecasting function $f: \mathcal{X} \times \mathcal{Z} \rightarrow \Delta_{|\mathcal{Y}|}$ to assess all possible answers $y \in \mathcal{Y}$, where $\Delta_{|\mathcal{Y}|}$ denotes a simplex over the set \mathcal{Y} and \mathcal{Z} is the space of all possible responses from \mathcal{M} . The goal is to use the forecasting function f to ensure that, given the long-form generated LLM response z , the user makes calibrated decisions on the question-answer pairs (x, y) . Based on this, Band et al. (2024) introduces formal definitions for three types of calibrations with varying conditions. For instance, the LLM is *confidence calibrated* (Guo et al., 2017) with respect to the forecasting function f if f is calibrated on the joint distribution $p(x, y, z)$, that is,

$$\Pr\left(y = \arg \max_{j \in |\mathcal{Y}|} f(x, z)_j \mid \max_{j \in |\mathcal{Y}|} f(x, z)_j = \beta\right) = \beta, \quad \forall \beta \in [0, 1], \quad (1)$$

where $f(x, z)_j$ denotes the j^{th} element of the vector $f(x, z)$.

However, the method proposed by Band et al. (2024) to tackle this calibration problem has three major limitations: 1) it requires supervised fine-tuning for three different LLMs, including the LLM responsible for generating a response z and the forecasting function f parameterized with two LLMs, 2) it further needs proximal policy optimization (PPO; Schulman et al., 2017) for fine-tuning the LLM for response generation, which is known to suffer from training instability (Zhu et al., 2023), and 3) it cannot calibrate the probabilities associated with the user decisions based on the guidance provided by RAG.

2.2 RETRIEVAL AUGMENTED GENERATION (RAG)

Retrieval augmented generation (RAG) is first proposed by Lewis et al. (2020) and uses dense passage retrieval (DPR; Karpukhin et al., 2020) to retrieve and rank relevant paragraphs in question-answering (QA) tasks. The bi-encoder structure of the DPR model embeds questions and documents separately, enabling to precompute document embeddings and cache them in a vector database. A question is only embedded when presented and the similarity between the question and document embeddings is computed. The most relevant documents are retrieved and provided as additional context for the question to an LLM. The retrieved documents can guide the LLM to generate more reliable answers, rather than solely relying on the knowledge encoded in its parameters.

Although RAG improves accuracy, retrieval models can still produce errors. First, since retrieval models are typically trained in an unsupervised manner (Izacard et al., 2021; Jin et al., 2023), the order of query-document similarities they produce does not necessarily align with how helpful those documents are for downstream user decisions. As shown in Figure 1a, the top-1 document retrieved

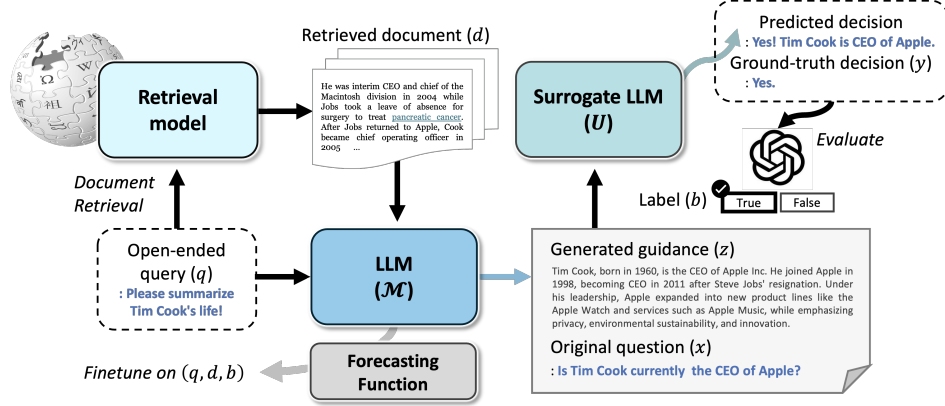


Figure 2: Overview of data generation and training process.

by the base retrieval model often leads to incorrect decisions. Rather subsequent documents could potentially improve the outcome. This indicates that the similarity scores assigned by the retrieval model do not always correlate with their utility in aiding decision-making. Additionally, RAG using an incorrect document may lead to flawed decision-making, as the LLM could introduce misleading information from irrelevant documents. As shown in Figure 1b, while RAG improves accuracy, the calibration error increases due to the tendency of the LLM to over-rely on irrelevant documents provided as context. Current RAG models do not address the confidence of the retrieved document.

To address these two issues, it is important to not only identify documents more relevant to downstream users through an additional reranking process but also to calibrate the confidence level of the retrieved documents.

3 CALIBRAG: RAG FOR DECISION CALIBRATION

Overview. We summarize our method and describe it in more detail in the following section. Given a task x on which users make a decision and an open-ended query q about the task, a retriever model gets a document d relevant to the query from an external database. Based on the query and retrieved document, an LLM generates a guidance z in the form of long-form generation that can help the user make an informed decision and outputs confidence c for its response. To allow the LLM to express its uncertainty, we prompt the model to respond using either an integer number between 0 and 10 or linguistic terms of certainty (e.g., “Ambiguous”). Finally, the user makes a final decision about the task, using both the guidance response z and the LLM’s confidence c . Our goal is to align the model confidence with accuracy of the user’s decision based on the guidance. To this end, we train a forecasting function $f(q, d)$ that gets the query and retrieved document as input predicts the probability of the decision being correct, and uses it as a ranking function of the retriever model. The overall pipeline of our method is illustrated in Figure 2.

3.1 PROBLEM SETUP

Following Band et al. (2024), to train and evaluate the forecasting function, we first use an LLM surrogate model, denoted as U , to mimic human decision-making when making decisions, instead of relying on actual human users. However, unlike Band et al. (2024), we leverage the human evaluation results from Zhou et al. (2024) to design a prompt that steers the surrogate LLM model U to exhibit more human-like behavior. Specifically, the prompt is crafted to lead the surrogate U to place strong belief in the confidence of the LLM, denoted as \mathcal{M} , generating the guidance in its responses. For further details on the prompt, please refer to Appendix E. Additionally, since the user’s decision (mimicked by U) is usually given as a free-form text rather than being a simple class label, we use GPT-4o-mini (Achiam et al., 2023) model, denoted as \mathcal{G} , to evaluate the correctness of the user’s decision compared to the true answer y .

Let x be a task and q the corresponding open-ended query. The retriever model retrieves a document d from the external database \mathcal{E} . Then, the LLM model \mathcal{M} , responsible for generating the guidance based on d , takes both the query q and the retrieved document d , and produces the guidance and confidence $[z, c] \sim \mathcal{M}(z, c|q, d)$ for the decision-making task x . As we discussed in [Section 1](#) and illustrated in [Figure 1b](#), the RAG model \mathcal{M} often generates a guidance z with overly-high confidence c . This can lead to miscalibrated predictions when the confidence does not accurately reflect the correctness of the generated information z . Following this, our user model U makes a decision $U(x, z, c)$ by utilizing the question x , the guidance z , and the confidence c . Then our final goal is to learn a forecasting function $f : \mathcal{Q} \times \mathcal{E} \rightarrow [0, 1]$ defined on a product space of query space \mathcal{Q} and the external dataset \mathcal{E} and satisfies the following *binary* calibration equation,

$$\mathbb{E}[\mathcal{G}(y, U(x, z, f(q, d))) | f(q, d) = \beta] = \beta, \quad \forall \beta \in [0, 1]. \quad (2)$$

where $\mathcal{G}(y, U(x, z, f(q, d))) \in \{0, 1\}$ is a binary variable indicating whether a user decision $U(x, z, f(q, d))$ matches the answer y . Note here that we are using the forecasted confidence $f(q, d)$ in place of the confidence c generated from \mathcal{M} . This adjustment means that forecasting function f is designed to predict the probability of a correct answer for a given task x , the guidance z , and the confidence derived from f , by utilizing the query q and the retrieved document d . We expect that the actual accuracy will be well-aligned with the predicted probabilities, ensuring a well-calibrated decision-making process.

3.2 MODELING AND TRAINING

To model the forecasting function f , it is essential to have the capacity to sufficiently analyze the relationship between the query q and the retrieved document d . For this reason, we use a pre-trained LLM encoder f_{feat} as the base feature extractor model. Additionally, to model the probability of whether $U(x, z, f(q, d))$ is correct or not, we attach a linear classifier head after f_{feat} . This head uses a sigmoid function on the logits to generate the probability values. For efficient learning during supervised fine-tuning, we keep the weights of the pre-trained f_{feat} fixed and employ Low-Rank Adaptation (Lora; [Hu et al., 2021](#)) to train the feature extractor. This allows us to adapt the model efficiently with minimal additional parameters. Then our overall forecasting function f is formulated as follows:

$$\Pr(\mathcal{G}(y, U_f) = 1) = f(q, d) := \text{sigmoid}(W_{\text{head}}^\top f_{\text{feat}}(\text{concat}[q, d]; W_{\text{LoRA}}) + b_{\text{head}}) \quad (3)$$

where sigmoid and concat denote the sigmoid function $x \mapsto 1/(1 + \exp(-x))$ and the concatenate operation, respectively. W_{head} , b_{head} , and the LoRA weight W_{LoRA} are learnable parameters, and U_f is the shorthand for $U(x, z, f(q, d))$. Here, the reason f can model $p(\mathcal{G}(y, U_f) = 1)$ using only the query q and document d is that q and d depend on x , and z also depends on both q and d . This enables f to acquire enough information from the query and the retrieved document to forecast the distribution of correctness of the decision y . To train our forecasting function f , we employ a synthetic dataset whose construction will be described in the next section. The model is trained with the following binary cross-entropy loss,

$$\mathcal{L} = -\frac{1}{|\mathcal{T}|} \sum_{(q, d, b) \in \mathcal{T}} (b \log f(q, d) + (1 - b) \log(1 - f(q, d))) \quad (4)$$

where \mathcal{T} represents the synthetic training dataset, and $b \in \{0, 1\}$ is a binary label indicating the correctness of the user’s decision. Here, through supervised learning using various combinations of q , d , and b , the trained function f can analyze the relationship between unseen combinations of q and d using the learned feature map, enabling it to predict the probability of the decision.

3.3 SYNTHETIC SUPERVISION DATA GENERATION

To conduct the supervised learning discussed in [Section 3.2](#), it is essential to construct an appropriate synthetic training dataset \mathcal{T} consisting of the triples (q, d, b) . We first extract the (x, y) (e.g., (“In which county is Ascot”, “Berkshire, England”)) decision-making task pairs from the following three Question Answering datasets: 1) TriviaQA ([Joshi et al., 2017](#)), 2) SQuAD2.0 ([Rajpurkar et al., 2018](#)), and 3) WikiQA ([Yang et al., 2015](#)) datasets. Then, for every x in the training dataset, we generate an open-ended query q (e.g., “Write a paragraph about the county where Ascot is located.”) based on each x , using the GPT-4o-mini model. At this point, it is important to note that instead

of retrieving only the single top document d with the highest similarity score from the retriever model for each query q , we retrieve the top 20 documents. There are two reasons for this. First, as illustrated in [Figure 1a](#), a large number of low-ranked documents actually help the surrogate user make a correct decision. If we only include the top-1 documents, many of which would be labeled as incorrect, the synthetic dataset would be highly biased to negative samples. Second, using only one d per (x, y) pair for labeling and training could result in the model overfitting to the label without learning the relationship between q and d adequately. By pairing the same q with various d 's, the model can learn from positive and negative samples, improving its ability to generalize. After retrieving multiple documents, we provide each (q, d) pair to the RAG model \mathcal{M} , which generates the guidance z based on d (e.g., "Ascot, Berkshire") and a certainty level c (e.g., "Certainty: 9"). Then, the triple (x, z, c) is passed to the user model U . The model's decision is compared with the true answer y by the evaluation function \mathcal{G} , which determines whether the decision is correct, and this is recorded as a binary label b . Thus, for each (x, y) pair, we can generate 20 different training triples (q, d, b) . Refer to [Appendix C](#) for examples of 20 different retrieved documents and their corresponding labels.

3.4 INFERENCE

After finishing the training of the forecasting function f , we perform inference for a new decision task x^* through the following four stage process:

Stage 1: Initial retrieval of documents. Given an open-ended query q^* , derived from the original question x^* , we begin the document retrieval process using the retrieval model. Similar to the training data generation process, we retrieve the top K relevant documents from the external database, denoted as $\mathcal{D}^* := \{d_i^*\}_{i=1}^K$. The goal of this stage is to construct a diverse set of candidate documents that may contain valuable information for producing the correct answer y .

Stage 2: Scoring and selection of documents. Once the K candidate documents are retrieved, we predict the decision confidence level for each document using our trained forecasting function f . At this point, regardless of the similarity score from the retrieval model, each document is assigned a new rank based on its confidence level predicted with f . Specifically, the ranking is determined based on the probability that the user will make a correct decision when provided with the guidance generated from each document, with documents arranged in descending order of the forecasted probabilities $\{f(q^*, d_i^*)\}_{i=1}^K$. The document with the highest ranking is selected for the next stage. Here, if the predicted probability for the highest-ranked document d^* is lower than a pre-defined threshold ϵ , we determine that none of the currently retrieved K documents are useful for assisting with the decision task x^* . Consequently, in this case, we proceed to Stage 3 to retrieve a new set of K candidate documents. If this condition is not met, we move forward to Stage 4.

Stage 3: Reformulating the query. If the predicted probability for the highest-ranked document d^* is lower than a pre-defined threshold ϵ in Stage 2, to retrieve a new set of K candidate documents, we reformulate our open-ended query q^* into q^{**} by emphasizing more important content from the question x . This reformulation focuses on extracting key aspects of the original task, ensuring that the next retrieval attempt targets more relevant and helpful documents. After reformulating the query, we repeat Stage 1 and Stage 2 once again. Stage 3 is only performed once for each task x^* to prevent excessive repetition, ensuring the process remains efficient.

Stage 4: Final decision. After retrieving the document d^* , we generate the guidance z^* using the RAG model \mathcal{M} . The user model U then makes a decision $U(x^*, z^*, f(q^*, d^*))$. This decision is compared with the correct answer y^* by \mathcal{G} to determine its accuracy.

4 EXPERIMENTS

4.1 SETUP

Implementation detail. For all experiments, following [Section 3.3](#), we collect a total of 20,870 samples for training and 4,125 for validation. We employ the Llama-3.1-8B ([Dubey et al., 2024](#)) model as both the RAG model \mathcal{M} and decision model U . For evaluating the long-form generated answers, we utilize the GPT-4o-mini API as an evaluation model \mathcal{G} . Additionally, we used `Contriever-msmarco` ([Izacard et al., 2021](#)) as the base retrieval model. In all tables, the

Table 1: Comparison of zero-shot evaluation of calibration baselines across multiple datasets. † indicates one additional regeneration step if the confidence does not reach the threshold. **CalibRAG demonstrates a lower no-answer rate while achieving higher accuracy and lower calibration error compared to other baselines.**

Methods/Dataset	BioASQ						HotpotQA					
	AUROC (†)	ACC (†)	ECE (↓)	BS (↓)	NLL (↓)	%NA	AUROC (†)	ACC (†)	ECE (↓)	BS (↓)	NLL (↓)	%NA
<i>Base</i>	-	27.41	-	-	-	26.10	-	28.47	-	-	-	41.82
<i>CT-probe</i>	58.11	28.19	0.3368	0.3559	1.1195	28.05	55.95	31.75	0.3600	0.3773	1.2479	32.42
<i>CT-LoRA</i>	65.74	29.05	0.3664	0.3640	1.1729	26.83	60.87	30.13	0.3858	0.3842	1.4122	37.29
<i>Number-LoRA</i>	65.40	28.84	0.2677	0.2992	0.8220	32.43	63.91	26.54	0.1971	0.2643	0.7724	50.53
<i>Linguistic-LoRA</i>	51.72	31.02	0.2868	0.3828	1.0311	24.28	51.07	33.64	0.2886	0.3100	0.9413	33.76
<i>CalibRAG</i>	<u>71.21</u>	<u>35.03</u>	0.2500	0.2900	0.7899	27.31	<u>65.47</u>	<u>39.28</u>	0.2414	0.2876	0.8276	<u>26.85</u>
<i>CalibRAG[†]</i>	76.50	35.98	<u>0.2667</u>	<u>0.2779</u>	<u>0.7560</u>	<u>25.16</u>	68.51	40.70	<u>0.2392</u>	0.2642	0.7390	25.90
Methods/Dataset	WebQA						NQ					
	AUROC (†)	ACC (†)	ECE (↓)	BS (↓)	NLL (↓)	%NA	AUROC (†)	ACC (†)	ECE (↓)	BS (↓)	NLL (↓)	%NA
<i>Base</i>	-	35.84	-	-	-	31.16	-	36.95	-	-	-	30.90
<i>CT-probe</i>	57.94	37.31	0.3572	0.3724	1.2797	13.03	58.15	38.53	0.3898	0.4273	1.3313	14.93
<i>CT-LoRA</i>	62.54	33.48	0.3382	0.3507	1.0852	14.18	64.08	38.89	0.3936	0.3670	1.2574	18.05
<i>Number-LoRA</i>	63.55	35.05	0.3382	0.3372	0.9688	15.32	64.83	38.40	<u>0.2608</u>	<u>0.2914</u>	0.8707	24.23
<i>Linguistic-LoRA</i>	50.33	36.88	0.4894	0.4809	1.3977	9.45	51.37	41.44	0.4220	0.4254	1.2433	<u>11.86</u>
<i>CalibRAG</i>	<u>69.58</u>	<u>44.32</u>	0.3064	<u>0.3251</u>	0.8919	<u>6.65</u>	66.36	<u>48.29</u>	0.2596	0.2994	0.8490	8.39
<i>CalibRAG[†]</i>	73.23	45.03	<u>0.3194</u>	0.3113	<u>0.9035</u>	5.43	69.40	49.10	0.2625	0.2876	0.8150	8.39

best performance is indicated with **boldfaced underline**, while the second-best value is represented with underline in each column.

Baselines. We compare CalibRAG with the following relevant baselines.

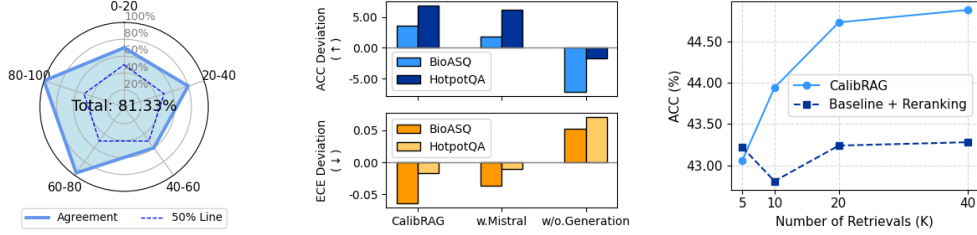
- **Uncertainty calibration baselines:** (1) *Calibration Tuning* (Kapoor et al., 2024) labels the correctness of the prediction \hat{y}_i to the question x_i and utilizes these triples $\{(x_i, \hat{y}_i, b_i)\}$ for fine-tuning. The two variants are **CT-probe**, which adds a classifier head to estimate the probability of the correctness of the prediction, and **CT-LoRA**, which outputs “Yes” or “No” to the question “Is the proposed answer true?” (2) *Verbalized Confidence Fine-tuning*, as used by (Tian et al., 2023; Xiong et al., 2024), samples multiple predictions \hat{y}_{ik} for each x_i and maps ratio of the correct answers into confidence level: either integer between 0 and 10 (**Number-LoRA**) or linguistic terms indicating uncertainty (**Linguistic-Lora**). At inference time, all the models use the top-1 document retrieved by the base retriever as additional context. Further details are in [Appendix E](#).
- **Reranking baselines:** Although our method is primarily designed to verify the utility of context retrieved by the retrieval model and calibrate confidence, it can also be viewed as a reranking approach for retrieved documents in downstream tasks. Accordingly, we compare our model against various reranking methods: (1) **Base**, which uses the top-1 document without any reranking. (2) **Cross-encoder**, which reranks documents using a [cross-sentence encoder](#) that jointly embeds the query and document, and then outputs their similarity score. (3) **LLM-rerank** (Sun et al., 2023), which involves prompting the LLM to rerank by leveraging the relationship between the query q and the documents d .

Evaluation metrics. We evaluate all the models in terms of accuracy, AUROC, and various calibration metrics such as Expected Calibration Error (ECE; Naeini et al., 2015), Brier Score (BS; Brier, 1950), and Negative Log Likelihood (NLL). Moreover, we measure the percentage of LLM abstaining from predicting an answer, denoted as %NA. Details regarding these metrics can be found in [Appendix A](#).

Zero-shot evaluation. We also utilize BioASQ (Krithara et al., 2023), HotpotQA (Yang et al., 2018), WebQA (Chang et al., 2022), and NQ (Kwiatkowski et al., 2019) for zero-shot evaluation. In our comparison of the uncertainty calibration baselines, all uncertainty baselines employ the top-1 document d_1^* from the **Base** retrieval model for the LLM \mathcal{M} to generate the guidance z^* related to the open-ended query q^* . In contrast, CalibRAG re-ranks the original top-20 documents with the forecasting function f and selects the document with the highest confidence score of f to produce the guidance z^* , as outlined in **Stage 2** of the inference process. The uncertainty baselines do not take

Table 2: Comparison of reranking methods based on accuracy across different datasets under original RAG settings and direct RAG setting. In this setting, confidence was not incorporated into the decision process. CalibRAG consistently outperforms other reranking methods in terms of accuracy.

Methods	BioASQ	HotpotQA	WebQA	NQ	Avg.
Base	32.02	35.74	38.13	43.03	37.23
Cross-encoder	31.48	37.70	42.25	44.10	38.88
LLM-rerank	36.34	35.15	37.51	41.28	37.57
CalibRAG	<u>37.57</u>	43.84	<u>45.03</u>	49.85	<u>44.07</u>
CalibRAG [†]	37.61	44.16	45.97	49.90	44.41



(a) Human-Model Agreement Rate (b) Ablation of z Generation (c) Different number of retrieval

Figure 3: (a) Agreement rates between human annotators and the model. (b) Performance impact when model generation is omitted. The 0.0 line represents the best baseline from Table 1. (c) The effect of varying the number of retrieved documents on reranking performance on WebQA dataset.

into account the confidence of d_1^* ; hence, we leverage the confidence c^* generated by \mathcal{M} concerning q^* and z^* for answer prediction. For CalibRAG, we generate the confidence using $f(q^*, d^*)$, and the surrogate user U makes a decision based on x^* , z^* , and $f(q^*, d^*)$.

4.2 MAIN RESULTS

Comparison with uncertainty calibration baselines. Table 1 presents a comparison of uncertainty-based baselines across four QA datasets. Our CalibRAG achieves both a lower ‘No Answer’ rate and higher accuracy compared to other baselines, achieving the accuracy of 35.03 and 39.91 on BioASQ and HotpotQA, respectively, representing over a 3% improvement over the best-performing baseline. Additionally, its confidence level is better calibrated than the other baselines, demonstrating the lowest ECE and BS. CalibRAG[†], which regenerates the query for documents that do not exceed the threshold, consistently shows performance improvements. However, while it correctly answers more challenging questions, it also makes accurate decisions with lower confidence, causing some variation in the calibration metrics.

Comparison with reranking baselines. For a fair comparison with the reranking baselines, we assume a scenario where the surrogate user U makes decisions using only the question x^* and the guidance z^* without leveraging the confidence prediction c^* , i.e., $U(x^*, z^*)$. In the case of CalibRAG, although the confidence predicted by the forecasting function f is not provided to the user, the reranking is based on f ’s prediction. This means that, unlike the other baselines, CalibRAG takes the confidence of f into account for reranking. Table 2 highlights the reranking capability of CalibRAG, achieving an average accuracy improvement of 5.19% over the reranking with cross-encoder. Notably, CalibRAG[†] once again results in further performance improvement, similar to the previous experiment. In contrast, the LLM-rerank method even underperforms HotpotQA and NQ compared to the cross-encoder baseline due to cases where the LLM either refuses to answer or generates incorrect tokens. These findings demonstrate the superior performance of CalibRAG in reranking for RAG.

4.3 ABLATION STUDIES

In this section, we provide ablation studies to demonstrate the performance of CalibRAG.

Does an LLM approximate human decision making? Since it is impractical to directly hire human annotators to generate and evaluate large amounts of data, as mentioned earlier, we follow the setup of Zhou et al. (2024) by crafting prompts to encourage the LLM to mimic human decision behaviors. As illustrated in Fig. 3a, we ask each of 10 human annotators to answer 10 questions based on the guidance z as well as the confidence level c corresponding to specific confidence bins. The agreement rate exceeded 50% in all confidence bins, achieving an average agreement rate of 81.33%. This indicates that our LLM serves as an effective surrogate through prompting, which is consistent with the results reported by Zhou et al. (2024).

Does CalibRAG generalize to utilize unseen RAG models? The way CalibRAG constructs the synthetic dataset \mathcal{T} , used for training the forecasting function, depends on the RAG model \mathcal{M} , which is responsible for generating the guidance z . In this experiment, we study how well our CalibRAG can generalize to utilize an unseen LLM as the RAG model for decision-making task. We use Mistral-7B for the RAG model and plot its performance improvement over the best-performing baseline. As shown in Fig. 3b, our CalibRAG with Mistral-7B still improves the accuracy and ECE, indicating the effectiveness of CalibRAG with the unseen RAG model. Compared to Llama-3.1-8B, it slightly underperforms due to inherent performance disparities between the two models.

What is the effect of directly using retrieved documents for prediction? In this experiment, we study the effectiveness of utilizing the guidance generated by the RAG model \mathcal{M} . To this end, instead of generating the guidance z^* with respect to the query q^* , we directly provide the retrieved document d^* to the surrogate user U for prediction of the task x^* , i.e., $U(x^*, d^*, f(q^*, d^*))$ instead of $U(x^*, z^*, f(q^*, d^*))$, and evaluate its performance. As illustrated in Fig. 3b, prediction without generating the guidance z^* , denoted as “w/o Generation”, significantly degrades both accuracy and ECE. This degradation is attributed to irrelevant parts of the retrieved document that distract the surrogate user U , leading to an incorrect decision (Shi et al., 2023).

How does the number of retrieved passages (K) impact reranking? We use $K = 20$ documents for reranking in all the experiments, considering the trade-off between its computational cost and the performance of the decision-making task. To validate our choice, we plot accuracy as a function of the number of documents for reranking in Fig. 3c. The results show that performance improves up to 20 documents, but the gains diminished beyond 40 documents, supporting our choice of 20 documents. This indicates that the retrieval model gets most of the relevant documents in the initial stage, and a more advanced reranking would be necessary for further improvement.

4.4 QUALITATIVE RESULTS

While quantitative metrics alone may not fully capture all the benefits of CalibRAG, we present examples highlighting its ability to identify relevant documents and assign calibrated confidence scores. Given the query “Write a paragraph about the kind of bug that uses the American Sweetgum as a host plant.”, the base retriever focuses only on the keyword “American Sweetgum,”, retrieving loosely relevant content and marking its confidence as ‘Confident’ (10/11) as illustrated in Fig. 4. This led to the incorrect conclusion that the sweetgum is the host plant of *Parcoblatta divisa*, the southern wood cockroach. In contrast, CalibRAG captures the full context, retrieving documents specifically about the gypsy moth, which uses the sweetgum as a host plant, and correctly assigns a confidence level of 81.41. This demonstrates the capability of CalibRAG to find a relevant document and assign a confidence level correlated with the accuracy of the downstream surrogate user. Additional examples can be found in Appendix C.

5 RELATED WORKS

5.1 UNCERTAINTY CALIBRATION IN LANGUAGE MODELS

Traditional calibration techniques primarily rely on token-level log probabilities (Guo et al., 2017). However, many modern LLMs are autoregressive, allowing the generation of token sequences through the chain rule of probability by multiplying the conditional probabilities of each token (Achiam et al., 2023). To estimate the concept-level probability within such generated sen-

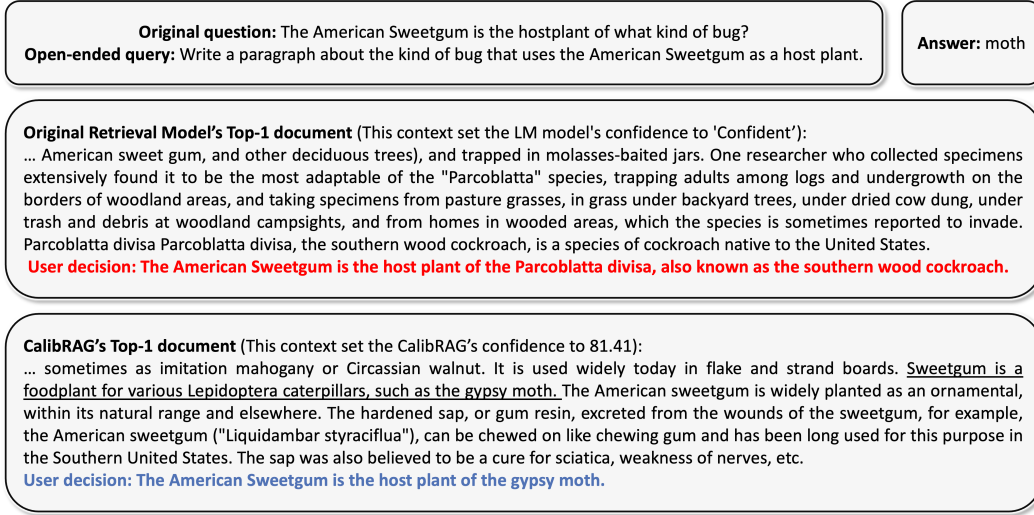


Figure 4: Qualitative comparison of original retrieval model from CalibRAG.

tences, summing over all possible corresponding probabilities would be required—an intractable process due to the exponential number of potential sequences. Consequently, token-level probabilities in current language models often fail to offer reliable confidence estimates for long-form text generation, thereby limiting their application to tasks that extend beyond multiple-choice scenarios.

Recently, various prompting-based approaches have been explored to address this limitation, leveraging verbalized expressions to quantify uncertainty (Tian et al., 2023; Xiong et al., 2023). For instance, a model can be prompted with: “Please indicate your confidence level in your answer by providing a number between 0 and 100.” If the model generates a response such as “90”, this value can be interpreted as the confidence level of its answer. However, when using zero-shot probabilities for uncertainty estimation, recent LLMs often display overconfidence in their predictions, leading to poorly calibrated outputs (Papamarkou et al., 2024). This remains a significant challenge in enhancing the reliability and robustness of LLMs for more complex decision-making tasks.

5.2 RERANKING FOR RETRIEVAL AUGMENTED GENERATION

RAG leverages external knowledge to produce accurate answers in Open-Domain QA. However, not all documents retrieved by the retrieval model hold the same importance, and many contain noise, making reranking essential to select the most relevant documents (Glass et al., 2022). LLM-based reranking is an effective approach as it captures complex semantic relationships between documents and queries to reorder the retrieved documents appropriately (Sun et al., 2023). Another prominent reranking method uses cross-encoders, which take both the question and document as input, considering their interactions to perform more precise reranking (Li et al., 2022c). These diverse reranking approaches help RAG systems minimize noise from retrievers and select the most pertinent information to generate optimal answers.

6 CONCLUSION

In this paper, we introduced CalibRAG, a simple yet effective framework designed to improve confidence calibration and ensure more reliable document retrieval. Our experiments demonstrated that CalibRAG significantly enhances QA performance within the RAG setting across various benchmark datasets. Moreover, ablation studies showed that CalibRAG effectively aligns model confidence with factual correctness, resulting in improved decision-making accuracy and calibration. Overall, CalibRAG stood out as a robust solution for enhancing the reliability of RAG-based LLM guidance in decision-driven scenarios. However, creating synthetic datasets and training the forecasting function for decision calibration may introduce some overhead. Nonetheless, accurately calibrating language model confidence is crucial, making this approach both valid and worthwhile.

Reproducibility statement. We present the overall dataset generation and training procedure in Fig. 2. Additionally, we further present all the details regarding experimental environments, datasets, hyperparameters, and evaluation metrics in Appendix A.

Ethics statement. In this paper, we proposed a method that enables well-calibrated decision-making based on the guidance provided by RAG. During the synthetic data generation process, we did not create or use datasets containing personal or sensitive information; instead, we processed existing publicly accessible document datasets to create new datasets, thus avoiding ethical issues. On the other hand, as various human users increasingly utilize LLMs in different aspects of daily life, the trustworthiness of LLM outputs is becoming increasingly important. We specifically enhanced the model’s guidance by providing additional confidence in situations where users rely on LLMs for decision-making. This approach helps users trust the accuracy of the guidance, thereby offering a positive societal impact by increasing users’ confidence in LLMs.

REFERENCES

- Josh Achiam, Steven Adler, Sandhini Agarwal, Lama Ahmad, Ilge Akkaya, Florencia Leoni Aleman, Diogo Almeida, Janko Altschmidt, Sam Altman, Shyamal Anadkat, et al. GPT-4 technical report. *arXiv preprint arXiv:2303.08774*, 2023. 1, 4, 9
- Neil Band, Xuechen Li, Tengyu Ma, and Tatsunori Hashimoto. Linguistic calibration of long-form generations. In *Forty-first International Conference on Machine Learning*, 2024. 1, 2, 3, 4, 24, 25
- Rishi Bommasani, Drew A Hudson, Ehsan Adeli, Russ Altman, Simran Arora, Sydney von Arx, Michael S Bernstein, Jeannette Bohg, Antoine Bosselut, Emma Brunskill, et al. On the opportunities and risks of foundation models. *arXiv preprint arXiv:2108.07258*, 2021. 1
- Glenn W Brier. Verification of forecasts expressed in terms of probability. *Monthly weather review*, 78(1):1–3, 1950. 7, 16
- Yingshan Chang, Mridu Narang, Hisami Suzuki, Guihong Cao, Jianfeng Gao, and Yonatan Bisk. WebQA: Multihop and multimodal QA. In *Proceedings of the IEEE/CVF conference on computer vision and pattern recognition*, pp. 16495–16504, 2022. 7, 15
- Abhimanyu Dubey, Abhinav Jauhri, Abhinav Pandey, Abhishek Kadian, Ahmad Al-Dahle, Aiesha Letman, Akhil Mathur, Alan Schelten, Amy Yang, Angela Fan, et al. The llama 3 herd of models. *arXiv preprint arXiv:2407.21783*, 2024. 1, 6
- Michael Glass, Gaetano Rossiello, Md Faisal Mahbub Chowdhury, Ankita Rajaram Naik, Pengshan Cai, and Alfio Gliozzo. Re2g: Retrieve, rerank, generate. *arXiv preprint arXiv:2207.06300*, 2022. 10
- Chuan Guo, Geoff Pleiss, Yu Sun, and Kilian Q Weinberger. On calibration of modern neural networks. In *International conference on machine learning*, pp. 1321–1330. PMLR, 2017. 3, 9
- Tessa Han, Aounon Kumar, Chirag Agarwal, and Himabindu Lakkaraju. Towards safe large language models for medicine. In *ICML 2024 Workshop on Models of Human Feedback for AI Alignment*, 2024. 1
- Edward J Hu, Phillip Wallis, Zeyuan Allen-Zhu, Yuanzhi Li, Shean Wang, Lu Wang, Weizhu Chen, et al. Lora: Low-rank adaptation of large language models. In *Proceedings of the International Conference on Learning Representations (ICLR)*, 2021. 5
- Gautier Izacard, Mathilde Caron, Lucas Hosseini, Sebastian Riedel, Piotr Bojanowski, Armand Joulin, and Edouard Grave. Unsupervised dense information retrieval with contrastive learning. *arXiv preprint arXiv:2112.09118*, 2021. 3, 6
- Albert Q Jiang, Alexandre Sablayrolles, Arthur Mensch, Chris Bamford, Devendra Singh Chaplot, Diego de las Casas, Florian Bressand, Gianna Lengyel, Guillaume Lample, Lucile Saulnier, et al. Mistral 7b. *arXiv preprint arXiv:2310.06825*, 2023. 1

- Zhuoran Jin, Pengfei Cao, Yubo Chen, Kang Liu, and Jun Zhao. Instructor: Instructing unsupervised conversational dense retrieval with large language models. In *Findings of the Association for Computational Linguistics: EMNLP 2023*, pp. 6649–6675, 2023. 3
- Mandar Joshi, Eunsol Choi, Daniel S Weld, and Luke Zettlemoyer. TriviaQA: A large scale distantly supervised challenge dataset for reading comprehension. *arXiv preprint arXiv:1705.03551*, 2017. 5, 15
- Sanyam Kapoor, Nate Gruver, Manley Roberts, Arka Pal, Samuel Dooley, Micah Goldblum, and Andrew Wilson. Calibration-tuning: Teaching large language models to know what they don’t know. In *Proceedings of the 1st Workshop on Uncertainty-Aware NLP (UncertainNLP 2024)*, pp. 1–14, 2024. 2, 7, 25
- Vladimir Karpukhin, Barlas Oğuz, Sewon Min, Patrick Lewis, Ledell Wu, Sergey Edunov, Danqi Chen, and Wen-tau Yih. Dense passage retrieval for open-domain question answering. *arXiv preprint arXiv:2004.04906*, 2020. 3
- Anastasia Krithara, Anastasios Nentidis, Konstantinos Bougiatiotis, and Georgios Paliouras. BioASQ-QA: A manually curated corpus for biomedical question answering. *Scientific Data*, 10(1):170, 2023. 7, 15
- Volodymyr Kuleshov, Nathan Fenner, and Stefano Ermon. Accurate uncertainties for deep learning using calibrated regression. In *International conference on machine learning*, pp. 2796–2804. PMLR, 2018. 2
- Meelis Kull, Miquel Perello Nieto, Markus Kängsepp, Telmo Silva Filho, Hao Song, and Peter Flach. Beyond temperature scaling: Obtaining well-calibrated multi-class probabilities with dirichlet calibration. In *Advances in Neural Information Processing Systems 32 (NeurIPS 2019)*, 2019. 2
- Tom Kwiatkowski, Jennimaria Palomaki, Olivia Redfield, Michael Collins, Ankur Parikh, Chris Alberti, Danielle Epstein, Illia Polosukhin, Jacob Devlin, Kenton Lee, Kristina Toutanova, Llion Jones, Matthew Kelcey, Ming-Wei Chang, Andrew M. Dai, Jakob Uszkoreit, Quoc Le, and Slav Petrov. Natural questions: A benchmark for question answering research. *Transactions of the Association for Computational Linguistics*, 7:452–466, 2019. doi: 10.1162/tacl.a.00276. URL <https://aclanthology.org/Q19-1026>. 7, 15
- Balaji Lakshminarayanan, Alexander Pritzel, and Charles Blundell. Simple and scalable predictive uncertainty estimation using deep ensembles. *Advances in neural information processing systems*, 30, 2017. 2
- Max-Heinrich Laves, Sontje Ihler, Jacob F Fast, Lüder A Kahrs, and Tobias Ortmaier. Well-calibrated regression uncertainty in medical imaging with deep learning. In *Medical imaging with deep learning*, pp. 393–412. PMLR, 2020. 2
- Patrick Lewis, Ethan Perez, Aleksandra Piktus, Fabio Petroni, Vladimir Karpukhin, Naman Goyal, Heinrich Küttler, Mike Lewis, Wen-tau Yih, Tim Rocktäschel, et al. Retrieval-augmented generation for knowledge-intensive nlp tasks. *Advances in Neural Information Processing Systems*, 33: 9459–9474, 2020. 1, 3
- Huayang Li, Yixuan Su, Deng Cai, Yan Wang, and Lemao Liu. A survey on retrieval-augmented text generation. *arXiv preprint arXiv:2202.01110*, 2022a. 1
- Jiarui Li, Ye Yuan, and Zehua Zhang. Enhancing llm factual accuracy with rag to counter hallucinations: A case study on domain-specific queries in private knowledge-bases. *arXiv preprint arXiv:2403.10446*, 2024. 1
- Margaret Li, Stephen Roller, Ilia Kulikov, Sean Welleck, Y-Lan Boureau, Kyunghyun Cho, and Jason Weston. Don’t say that! making inconsistent dialogue unlikely with unlikelihood training. *arXiv preprint arXiv:1911.03860*, 2019. 1
- Wei Li, Wenhao Wu, Moye Chen, Jiachen Liu, Xinyan Xiao, and Hua Wu. Faithfulness in natural language generation: A systematic survey of analysis, evaluation and optimization methods. *arXiv preprint arXiv:2203.05227*, 2022b. 1

- Yaoyiran Li, Fangyu Liu, Ivan Vulić, and Anna Korhonen. Improving bilingual lexicon induction with cross-encoder reranking. *arXiv preprint arXiv:2210.16953*, 2022c. 10
- Wesley J Maddox, Pavel Izmailov, Timur Garipov, Dmitry P Vetrov, and Andrew Gordon Wilson. A simple baseline for bayesian uncertainty in deep learning. *Advances in neural information processing systems*, 32, 2019. 2
- Matthias Minderer, Josip Djolonga, Rob Romijnders, Frances Hubis, Xiaohua Zhai, Neil Houlsby, Dustin Tran, and Mario Lucic. Revisiting the calibration of modern neural networks. *Advances in Neural Information Processing Systems*, 34:15682–15694, 2021. 2
- Mahdi Pakdaman Naeini, Gregory Cooper, and Milos Hauskrecht. Obtaining well calibrated probabilities using bayesian binning. *Association for the Advancement of Artificial Intelligence (AAAI)*, 2015. 7, 16
- Theodore Papamarkou, Maria Skoularidou, Konstantina Palla, Laurence Aitchison, Julyan Arbel, David Dunson, Maurizio Filippone, Vincent Fortuin, Philipp Hennig, Aliaksandr Hubin, et al. Position paper: Bayesian deep learning in the age of large-scale ai. *arXiv preprint arXiv:2402.00809*, 2024. 1, 10
- Adam Paszke, Sam Gross, Francisco Massa, Adam Lerer, James Bradbury, Gregory Chanan, Trevor Killeen, Zeming Lin, Natalia Gimelshein, Luca Antiga, et al. Pytorch: An imperative style, high-performance deep learning library. In *Advances in Neural Information Processing Systems (NeurIPS)*, 2019. 15
- Pranav Rajpurkar, Robin Jia, and Percy Liang. Know what you don’t know: Unanswerable questions for squad. *arXiv preprint arXiv:1806.03822*, 2018. 5, 15
- John Schulman, Filip Wolski, Prafulla Dhariwal, Alec Radford, and Oleg Klimov. Proximal policy optimization algorithms. *arXiv preprint arXiv:1707.06347*, 2017. 3
- Freda Shi, Xinyun Chen, Kanishka Misra, Nathan Scales, David Dohan, Ed H Chi, Nathanael Schärli, and Denny Zhou. Large language models can be easily distracted by irrelevant context. *International Conference on Machine Learning (ICML)*, 2023. 1, 9
- Kurt Shuster, Spencer Poff, Moya Chen, Douwe Kiela, and Jason Weston. Retrieval augmentation reduces hallucination in conversation. *arXiv preprint arXiv:2104.07567*, 2021. 1
- Weiwei Sun, Lingyong Yan, Xinyu Ma, Shuaiqiang Wang, Pengjie Ren, Zhumin Chen, Dawei Yin, and Zhaochun Ren. Is chatgpt good at search? investigating large language models as re-ranking agents. *arXiv preprint arXiv:2304.09542*, 2023. 7, 10
- Sunil Thulasidasan, Gopinath Chennupati, Jeff A Bilmes, Tanmoy Bhattacharya, and Sarah Michael. On mixup training: Improved calibration and predictive uncertainty for deep neural networks. *Advances in neural information processing systems*, 32, 2019. 2
- Katherine Tian, Eric Mitchell, Allan Zhou, Archit Sharma, Rafael Rafailov, Huaxiu Yao, Chelsea Finn, and Christopher D Manning. Just ask for calibration: Strategies for eliciting calibrated confidence scores from language models fine-tuned with human feedback. In *Proceedings of the 2023 Conference on Empirical Methods in Natural Language Processing*, pp. 5433–5442, 2023. 7, 10
- Hugo Touvron, Louis Martin, Kevin Stone, Peter Albert, Amjad Almahairi, Yasmine Babaei, Nikolay Bashlykov, Soumya Batra, Prajjwal Bhargava, Shruti Bhosale, et al. Llama 2: Open foundation and fine-tuned chat models. *arXiv preprint arXiv:2307.09288*, 2023. 1
- Juozas Vaicenavicius, David Widmann, Carl Andersson, Fredrik Lindsten, Jacob Roll, and Thomas Schön. Evaluating model calibration in classification. In *The 22nd international conference on artificial intelligence and statistics*, pp. 3459–3467. PMLR, 2019. 2
- Calvin Wang, Joshua Ong, Chara Wang, Hannah Ong, Rebekah Cheng, and Dennis Ong. Potential for gpt technology to optimize future clinical decision-making using retrieval-augmented generation. *Annals of Biomedical Engineering*, 52(5):1115–1118, 2024. 1

- David Widmann, Fredrik Lindsten, and Dave Zachariah. Calibration tests beyond classification. *arXiv preprint arXiv:2210.13355*, 2022. [2](#)
- Thomas Wolf, Lysandre Debut, Victor Sanh, Julien Chaumond, Clement Delangue, Anthony Moi, Pierric Cistac, Tim Rault, Rémi Louf, Morgan Funtowicz, et al. HuggingFace’s Transformers: State-of-the-art natural language processing. *arXiv preprint arXiv:1910.03771*, 2019. [15](#)
- Miao Xiong, Zhiyuan Hu, Xinyang Lu, Yifei Li, Jie Fu, Junxian He, and Bryan Hooi. Can llms express their uncertainty? an empirical evaluation of confidence elicitation in llms. *arXiv preprint arXiv:2306.13063*, 2023. [10](#)
- Miao Xiong, Zhiyuan Hu, Xinyang Lu, YIFEI LI, Jie Fu, Junxian He, and Bryan Hooi. Can LLMs express their uncertainty? an empirical evaluation of confidence elicitation in LLMs. In *The Twelfth International Conference on Learning Representations*, 2024. [7](#)
- Yi Yang, Wen-tau Yih, and Christopher Meek. WikiQA: A challenge dataset for open-domain question answering. In *Proceedings of the 2015 conference on empirical methods in natural language processing*, pp. 2013–2018, 2015. [5](#), [15](#)
- Zhilin Yang, Peng Qi, Saizheng Zhang, Yoshua Bengio, William Cohen, Ruslan Salakhutdinov, and Christopher D Manning. HotpotQA: A dataset for diverse, explainable multi-hop question answering. In *Proceedings of the 2018 Conference on Empirical Methods in Natural Language Processing*, pp. 2369–2380, 2018. [7](#), [15](#)
- Kaitlyn Zhou, Jena D Hwang, Xiang Ren, and Maarten Sap. Relying on the unreliable: The impact of language models’ reluctance to express uncertainty. *arXiv preprint arXiv:2401.06730*, 2024. [1](#), [4](#), [9](#), [23](#)
- Banghua Zhu, Hiteshi Sharma, Felipe Vieira Frueger, Shi Dong, Chenguang Zhu, Michael I Jordan, and Jiantao Jiao. Fine-tuning language models with advantage-induced policy alignment. *arXiv preprint arXiv:2306.02231*, 2023. [3](#)
- Terry Yue Zhuo, Yujin Huang, Chunyang Chen, and Zhenchang Xing. Exploring ai ethics of chatgpt: A diagnostic analysis. *arXiv preprint arXiv:2301.12867*, 10(4), 2023. [1](#)

A EXPERIMENTAL DETAILS

Our implementation builds on key libraries such as PyTorch 2.1.2 (Paszke et al., 2019), Huggingface Transformers 4.45.1 (Wolf et al., 2019), and PEFT 0.7.1¹, providing a robust foundation for experimentation. We employ the Llama-3.1-8B-Instruct model, a state-of-the-art open-source multilingual LLM available from Hugging Face models.² Our experiments are executed on high-performance NVIDIA RTX 3090 and RTX A6000 GPUs, ensuring efficient and scalable model training. Additionally, we utilize the official facebookresearch-contriever repository for our retrieval model³. For training baselines, we reference the calibration-tuning repository.⁴

A.1 DATASETS

Train Datasets SQuAD2.0 (Rajpurkar et al., 2018) is a reading comprehension dataset sourced from Wikipedia, containing questions answered by text spans from the articles, including some unanswerable ones. WikiQA (Yang et al., 2015) is a question-sentence pair dataset from Wikipedia, designed for open-domain question answering and includes unanswerable questions for research on answer triggering. TriviaQA (Joshi et al., 2017) is a reading comprehension dataset with questions authored by trivia enthusiasts, paired with evidence documents from Wikipedia and other web sources. We randomly sampled 10,000 data points each from TriviaQA and SQuAD, and collected all 873 training samples from WikiQA, resulting in a total of 20,873 training data. For the validation set, we gathered 2,000 samples each from TriviaQA and SQuAD, along with 126 samples from WikiQA, resulting in 4,126 validation data points. After removing null values, we compiled 20,870 training and 4,125 validation data. For CalibRAG, we retrieved the top 20 documents for each query from a set of 21,015,300 Wikipedia articles. we downloaded all these datasets in Hugging Face datasets.⁵ For construction of labeled dataset \mathcal{T} used to train the forecasting function of CalibRAG, we collect positive and negative documents for each query as follows. If the first correct document is ranked at position k , the top $k - 1$ documents are labeled as negative and the correct document is labeled positive. Each k documents are paired with corresponding query and added to the dataset \mathcal{T} . If we find the correct document ranked at position 1, only the correct document is added to the dataset. This process resulted in a total of 27,220 training data points and 6,271 validation data points.

Evaluation Datasets For zero-shot evaluation, we employ several datasets covering diverse domains and question types. BioASQ (Krithara et al., 2023) is a biomedical QA dataset containing factoids, lists, and yes/no questions derived from PubMed articles. HotpotQA (Yang et al., 2018) is a multi-hop question-answering dataset requiring reasoning across multiple supporting documents from Wikipedia to find answers, emphasizing a more complex retrieval and reasoning process. WebQA (Chang et al., 2022) is an open-domain question-answering dataset consisting of natural, conversational questions paired with web documents, targeting real-world, context-rich scenarios. Natural Questions (NQ) (Kwiatkowski et al., 2019) is another large-scale question-answering dataset, designed to answer questions based on Wikipedia articles, containing both long-form and short-form answers. These datasets are used without additional training, providing a robust evaluation of the generalization capabilities of CalibRAG across different domains and question types.

A.2 HYPERPARAMETERS

Table 3 outlines the hyperparameters used for training the base model and LoRA, including key parameters such as learning rate, batch size, and LoRA-specific settings like rank and alpha.

¹<https://github.com/huggingface/peft>

²<https://huggingface.co/meta-llama/Meta-Llama-3.1-8B-Instruct>

³<https://github.com/facebookresearch/contriever>

⁴<https://github.com/activatedgeek/calibration-tuning>

⁵<https://github.com/huggingface/datasets>

Table 3: Hyperparameters for LLM Training

Base Model Hyperparameters		LoRA Hyperparameters	
Hyperparameter	Value	Hyperparameter	Value
Learning Rate	$[10^{-4}, 10^{-5}]$	LoRA Rank	8
Batch Size	[1, 4]	LoRA Alpha	16
Max Steps	10,000	LoRA Dropout	0.1
Optimizer	AdamW		
Dropout Rate	0.0		
Gradient Accumulation Steps	[1, 4]		
Weight Decay	0.01		
Gradient Clipping	1.0		
Warmup Steps	500		
Scheduler	Linear		

A combination of which two drugs was tested in the IMbrave150 trial? *

Generated Context: The combination of drugs tested in the IMbrave150 trial was atezolizumab (an anti-PD-L1 antibody) and bevacizumab (an anti-VEGF antibody).

Model Confidence: **44.49 (0-100)**

☐ Combination of atezolizumab and bevacizumab

☐ No answer

Figure 5: Human evaluation format

A.3 EVALUATION METRICS

To evaluate long-form text, we utilized `gpt-4o-mini` to compare the ground-truth answers with the predicted answers in all cases. Based on this comparison, we labeled each instance as correct or incorrect accordingly.

A.3.1 CALIBRATION METRICS

- **Expected Calibration Error** (ECE; [Naeini et al., 2015](#)):

$$\text{ECE} = \sum_{m=1}^M \frac{|B_m|}{n} |\text{acc}(B_m) - \text{conf}(B_m)|$$

where B_m is the set of predictions in bin m , $\text{acc}(B_m)$ is the accuracy, and $\text{conf}(B_m)$ is the average confidence of predictions in that bin. ECE measures how well the model’s predicted probabilities are calibrated.

- **Brier Score** (BS; [Brier, 1950](#)):

$$\text{BS} = \frac{1}{N} \sum_{i=1}^N (f_i - y_i)^2$$

where f_i is the predicted probability and y_i is the true label. BS combines both the accuracy and confidence of predictions, penalizing overconfident and underconfident predictions.

Table 4: Comparison of zero-shot evaluation of calibration baselines on **BioASQ** dataset. Results are averaged over three random seeds.

Methods	AUROC	ACC	ECE	BS	NLL	%NA
<i>Base</i>	-	27.41 \pm 1.25	-	-	-	26.10 \pm 0.34
<i>CT-probe</i>	58.11 \pm 1.68	28.19 \pm 0.48	0.3368 \pm 0.03	0.3559 \pm 0.02	1.1195 \pm 0.12	28.05 \pm 3.42
<i>CT-LoRA</i>	65.74 \pm 0.37	29.05 \pm 0.66	0.3664 \pm 0.03	0.3640 \pm 0.02	1.1729 \pm 0.06	26.83 \pm 2.23
<i>Number-LoRA</i>	65.40 \pm 2.77	28.84 \pm 0.86	0.2677 \pm 0.00	0.2992 \pm 0.00	0.8220 \pm 0.02	32.43 \pm 0.62
<i>Linguistic-LoRA</i>	51.72 \pm 1.48	31.02 \pm 0.40	0.2868 \pm 0.01	0.3828 \pm 0.00	1.0311 \pm 0.01	24.28 \pm 0.34
<i>CalibRAG</i>	71.21 \pm 0.83	35.03 \pm 0.14	0.2500 \pm 0.01	0.2900 \pm 0.01	0.7899 \pm 0.01	27.31 \pm 0.97
<i>CalibRAG</i> [†]	76.50 \pm 4.98	35.98 \pm 0.38	0.2667 \pm 0.00	0.2779 \pm 0.01	0.7560 \pm 0.04	25.16 \pm 0.42

Table 5: Comparison of zero-shot evaluation of calibration baselines on **HotpotQA** dataset. Results are averaged over three random seeds.

Methods	AUROC	ACC	ECE	BS	NLL	%NA
<i>Base</i>	-	28.47 \pm 3.22	-	-	-	41.82 \pm 7.25
<i>CT-probe</i>	55.95 \pm 0.75	31.75 \pm 0.33	0.3600 \pm 0.01	0.3773 \pm 0.01	1.2479 \pm 0.01	32.42 \pm 2.68
<i>CT-LoRA</i>	60.87 \pm 0.37	30.13 \pm 0.75	0.3858 \pm 0.01	0.3842 \pm 0.01	1.4122 \pm 0.05	37.29 \pm 2.61
<i>Number-LoRA</i>	63.91 \pm 1.97	26.54 \pm 1.03	0.1971 \pm 0.03	0.2643 \pm 0.02	0.7724 \pm 0.08	50.53 \pm 3.59
<i>Linguistic-LoRA</i>	51.07 \pm 0.62	33.64 \pm 0.10	0.2886 \pm 0.01	0.3100 \pm 0.01	0.9413 \pm 0.04	33.76 \pm 1.53
<i>CalibRAG</i>	65.47 \pm 0.94	39.28 \pm 0.79	0.2414 \pm 0.03	0.2876 \pm 0.01	0.8276 \pm 0.05	26.85 \pm 2.12
<i>CalibRAG</i> [†]	68.51 \pm 2.19	40.70 \pm 0.40	0.2392 \pm 0.01	0.2642 \pm 0.01	0.7390 \pm 0.05	25.90 \pm 1.34

- **Negative Log Likelihood (NLL):**

$$\text{NLL} = -\frac{1}{N} \sum_{i=1}^N \log p(y_i | x_i)$$

where $p(y_i | x_i)$ is the probability assigned to the correct class y_i given input x_i . NLL evaluates the model’s probabilistic predictions and lower values indicate better calibration.

A.3.2 HUMAN EVALUATION

We recruited 10 participants to answer 10 questions from each confidence bin, with the survey formatted as shown in Fig. 5. The survey was conducted anonymously, ensuring that no ethical concerns were raised during the process.

Additional findings of human evaluations. In Fig. 3a, the 0-20 confidence bin exhibits the lowest agreement between human and user models. Our qualitative analysis revealed that, for the question, “Rex Riot is known for a remix of the Kanye West song from which album?”, the model generated the answer, “All of the Lights by Kanye West.” with a confidence score of only 0.09. Despite this low confidence, participants trusted the model’s output due to the retrieval-augmented guidance that made the response sound convincing. This suggests that “plausible-sounding LLMs” with retrieval-based support can significantly influence people, even when their numerical confidence is low. We leave further exploration of this phenomenon to future research.

B ADDITIONAL EXPERIMENTS

Table 4, Table 5, Table 6, and Table 7 present the complete results from the primary experiments. For the *Base* model, we utilized a pretrained model, sampling sentences across three different seeds. For the other methods, training was conducted across three random seeds to ensure robust evaluation.

Table 8 and Table 9 present results demonstrating how the existing baselines perform without the application of RAG. It can be observed that RAG generally increases accuracy while also leading

Table 6: Comparison of zero-shot evaluation of calibration baselines on **WebQA** dataset. Results are averaged over three random seeds.

Methods	AUROC	ACC	ECE	BS	NLL	%NA
<i>Base</i>	-	35.84 \pm 0.07	-	-	-	31.16 \pm 1.05
<i>CT-probe</i>	57.94 \pm 0.67	37.31 \pm 1.85	0.3572 \pm 0.02	0.3724 \pm 0.02	1.2797 \pm 0.17	13.03 \pm 1.48
<i>CT-LoRA</i>	62.54 \pm 0.69	33.48 \pm 1.07	0.3382 \pm 0.02	0.3507 \pm 0.02	1.0852 \pm 0.01	14.18 \pm 0.73
<i>Number-LoRA</i>	63.55 \pm 2.27	35.05 \pm 0.10	0.3382 \pm 0.03	0.3372 \pm 0.02	0.9688 \pm 0.04	15.32 \pm 0.67
<i>Linguistic-LoRA</i>	50.33 \pm 0.20	36.88 \pm 0.42	0.4894 \pm 0.00	0.4809 \pm 0.00	1.3977 \pm 0.01	9.45 \pm 0.79
<i>CalibRAG</i>	69.58 \pm 0.56	44.32 \pm 0.42	0.3064 \pm 0.04	0.3251 \pm 0.02	0.8919 \pm 0.08	6.65 \pm 0.73
<i>CalibRAG</i> [†]	73.23 \pm 1.46	45.03 \pm 0.58	0.3194 \pm 0.03	0.3113 \pm 0.03	0.9050 \pm 0.06	5.43 \pm 0.32

Table 7: Comparison of zero-shot evaluation of calibration baselines on **NQ** dataset. Results are averaged over three random seeds.

Methods	AUROC	ACC	ECE	BS	NLL	%NA
<i>Base</i>	-	36.95 \pm 3.17	-	-	-	30.90 \pm 2.07
<i>CT-probe</i>	58.15 \pm 1.54	38.53 \pm 2.39	0.3898 \pm 0.03	0.4273 \pm 0.02	1.3313 \pm 0.02	14.93 \pm 2.44
<i>CT-LoRA</i>	64.08 \pm 1.91	38.89 \pm 0.24	0.3936 \pm 0.01	0.3670 \pm 0.01	1.2574 \pm 0.03	18.05 \pm 0.07
<i>Number-LoRA</i>	64.83 \pm 2.32	38.40 \pm 0.80	0.2508 \pm 0.01	0.2914 \pm 0.02	0.8707 \pm 0.06	24.23 \pm 2.75
<i>Linguistic-LoRA</i>	51.37 \pm 1.31	41.44 \pm 0.07	0.4220 \pm 0.01	0.4254 \pm 0.01	1.2433 \pm 0.03	11.86 \pm 0.78
<i>CalibRAG</i>	66.36 \pm 0.68	48.29 \pm 0.59	0.2596 \pm 0.02	0.2994 \pm 0.02	0.8490 \pm 0.01	8.39 \pm 0.54
<i>CalibRAG</i> [†]	69.40 \pm 2.90	49.10 \pm 0.17	0.2625 \pm 0.00	0.2876 \pm 0.02	0.8150 \pm 0.02	8.39 \pm 0.38

Table 8: Additional performance comparison of baselines with and without RAG. When applying RAG on the HotpotQA dataset, we observe that the overall accuracy improves, but the calibration error increases.

	Methods	AUROC	ACC	ECE	BS	NLL	%NA
No RAG	<i>CT-probe</i>	61.32	15.46	0.4224	0.4208	1.7531	65.56
	<i>CT-LoRA</i>	58.27	17.93	0.3394	0.3623	1.0450	46.48
	<i>Number-LoRA</i>	62.39	25.86	0.1887	0.1552	0.6846	50.22
	<i>Linguistic-LoRA</i>	61.25	26.32	0.2614	0.2353	0.7430	49.28
RAG	<i>CT-probe</i>	56.31	31.43	0.3583	0.3846	1.2633	36.20
	<i>CT-LoRA</i>	60.80	30.25	0.3979	0.3984	1.3415	38.58
	<i>Number-LoRA</i>	61.14	25.51	0.2366	0.2935	0.8927	54.65
	<i>Linguistic-LoRA</i>	51.70	33.54	0.2787	0.3279	0.8959	35.30

to a rise in calibration error. And these results empirically validate that the LLM model \mathcal{M} places strong trust in the retrieved documents, leading to overconfidence in the generated guidance. As a result, while accuracy increases, the calibration performance significantly decreases. Therefore, these results suggest that additional calibration adjustments are necessary when applying RAG to ensure balanced performance between accuracy and calibration. CalibRAG demonstrates both high accuracy and improved calibration metrics in such scenarios.

C DATA EXAMPLES

Fig. 6 shows the top 20 examples of queries and their corresponding labels. The full set of data examples will be released upon publication of the paper. Fig. 6 shows that ranking of the retrieved documents does not correlate with the accuracy of the user decision. As seen in this example, the top-ranked document is not helpful for the user model in decision-making, whereas the second-ranked document provides information that can lead the user model to make a correct decision.

Table 9: Additional performance comparison of baselines with and without RAG. When applying RAG on the NatrualQA dataset, we observe that the overall accuracy improves, but the calibration error increases.

	Methods	AUROC	ACC	ECE	BS	NLL	%NA
No RAG	<i>CT-probe</i>	51.08	33.10	0.3496	0.3790	1.0235	24.68
	<i>CT-LoRA</i>	55.51	39.00	0.3021	0.3487	1.0326	18.15
	<i>Number-LoRA</i>	63.64	33.76	0.1085	0.1610	0.7819	26.35
	<i>Linguistic-LoRA</i>	50.74	42.83	0.4497	0.4486	1.3080	13.74
RAG	<i>CT-probe</i>	58.31	35.23	0.4194	0.4233	1.3196	15.93
	<i>CT-LoRA</i>	65.87	39.01	0.3762	0.3743	1.2092	18.12
	<i>Number-LoRA</i>	61.55	37.27	0.2500	0.3010	0.8575	28.04
	<i>Linguistic-LoRA</i>	52.67	41.37	0.4124	0.4154	1.2130	12.64

This illustrates the importance of CalibRAG’s forecasting function f in effectively modeling the probability that a decision made using document d is correct, emphasizing the need for reranking documents based on this modeling.

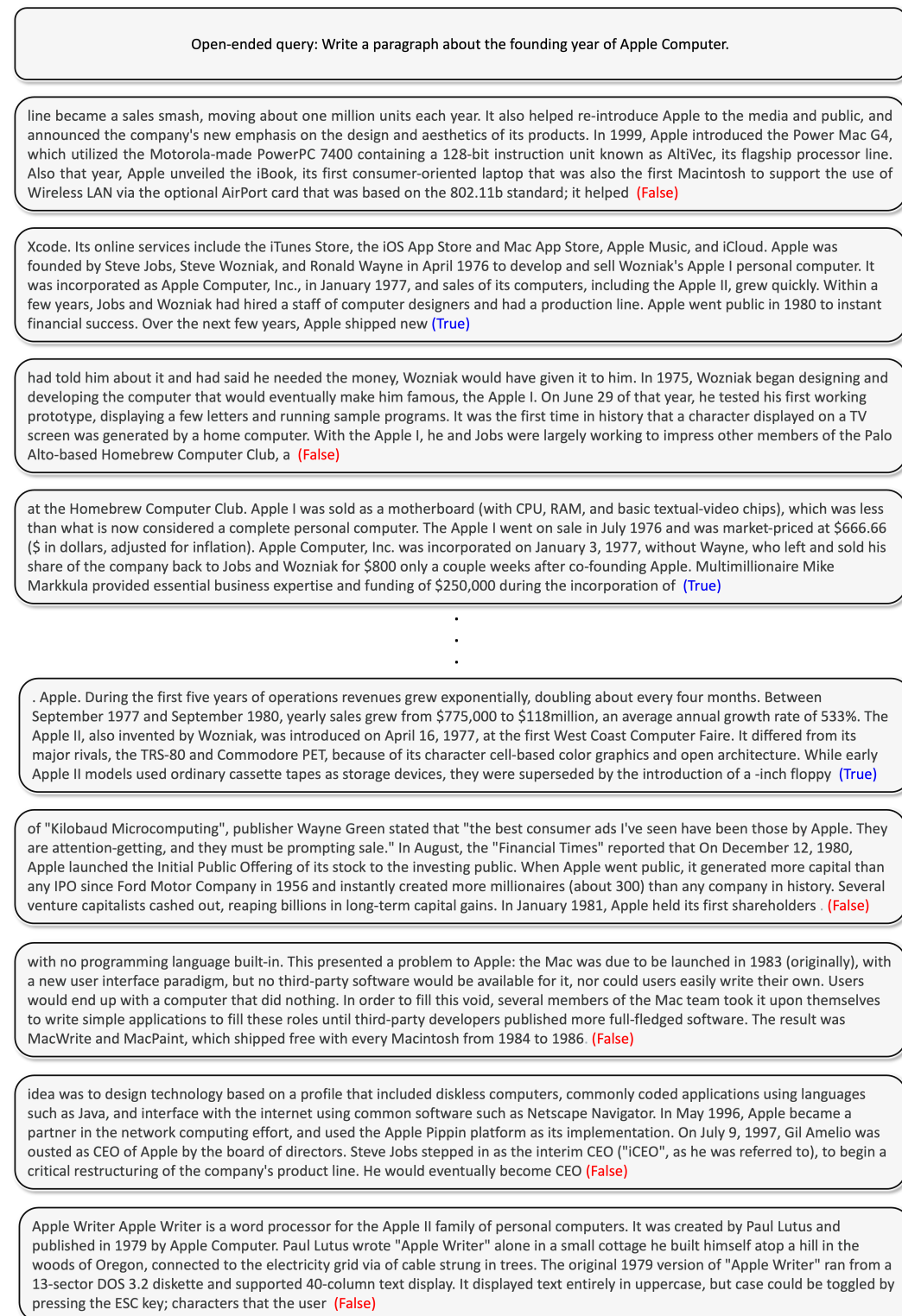


Figure 6: Top-20 retrieved document examples.

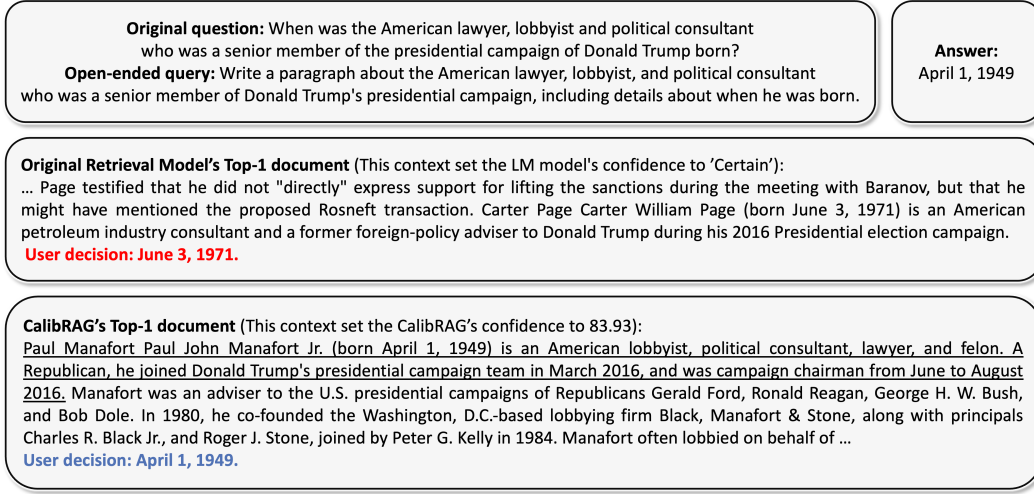


Figure 7: CalibRAG vs Linguistic-LoRA. In the case of CalibRAG, a document about the person in question is retrieved with a confidence level of 83.93%. In contrast, the document retrieved by the base retrieval model is related to Donald Trump but does not match the specific person in the query. Nevertheless, the Linguistic-LoRA model trust the document confidently.

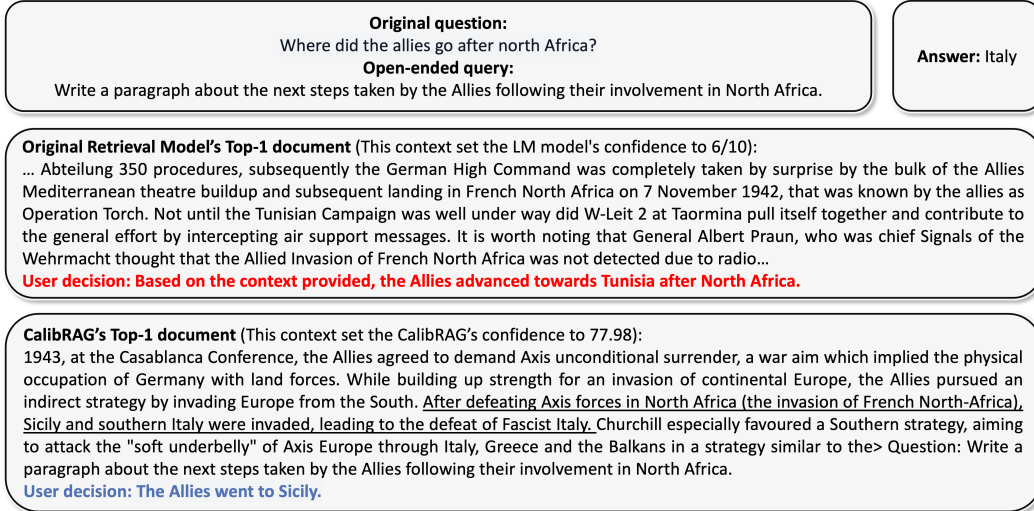


Figure 8: CalibRAG vs Number-LoRA. In the case of CalibRAG, an accurate document about the location following North Africa was retrieved, allowing the user model to make a correct decision. In contrast, the base retrieval model brought a different document. Nevertheless, Number-LoRA model set this context with a confidence level of 6 out of 10, leading the user to ultimately make an incorrect decision.

D QUALITATIVE EXAMPLES

Here, we present additional qualitative examples for comparison with other baselines. In Fig. 7, Fig. 8, Fig. 9, and Fig. 10, the examples demonstrate that while the baselines retrieve documents that provide incorrect answers to the queries, they still assign high confidence to the retrieved documents. In contrast, CalibRAG effectively reranks and retrieves documents that are highly relevant to the decision problem x , allowing us to confirm that the guidance generated from these retrieved documents is well-predicted to be helpful for decision-making. Additionally, we can confirm that when the document with the highest rank does not aid in decision-making for x , CalibRAG successfully assigns a lower confidence level, helping to prevent the user from over-relying on the guidance.

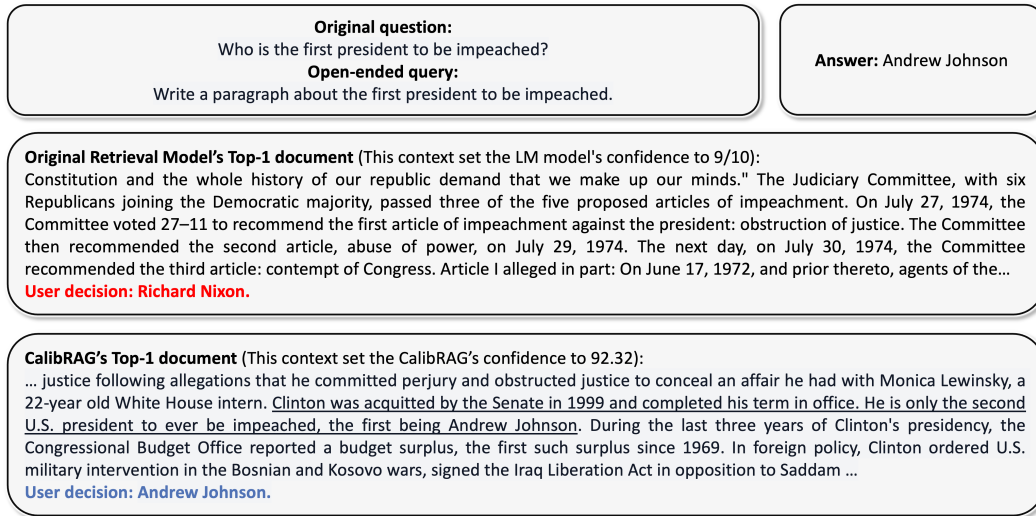


Figure 9: CalibRAG vs Number-LoRA. The base retrieval model focused solely on the word 'impeached' and retrieved a related document, missing the context of 'first.' Despite this, Number-LoRA model set a confidence level of 9 out of 10, causing the user to make an incorrect decision. In contrast, CalibRAG retrieved an accurate document that, while not explicitly containing 'first impeached,' included the phrase 'first being.' It set a confidence level of 92.32%, allowing the user to arrive at the correct answer.

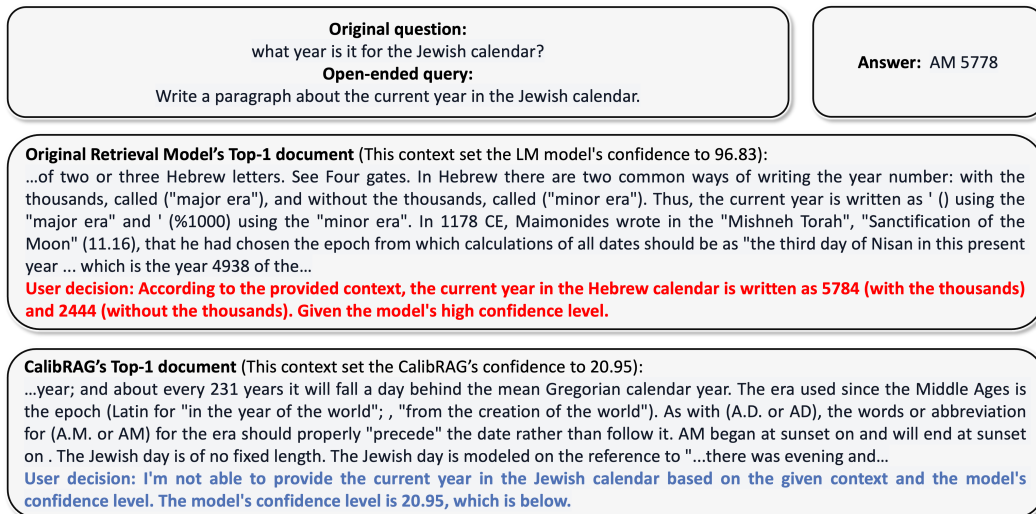


Figure 10: CalibRAG vs CT-LoRA. In the case of CalibRAG, the top-20 confidence score is 20.95 for incorrect information, causing the user to hesitate in making a decision. However, with the CT-LoRA model, incorrect information is assigned a confidence score of 96.83, leading the user to make an incorrect decision.

E PROMPT EXAMPLES

```
f"""The task is to answer questions based on a context generated by a
language model in response to a question about relevant information,
along with the model's confidence level in the provided answer.

Follow the behavior instructions below:
1. Overconfidence: You feel that the answers provided are very accurate.
   Trust the provided answers with confidence.
2. Avoidance of Uncertainty: If any uncertainty is expressed in the
   answer, do not trust the answer and seek other information.
3. Consistent Trust: If the provided answer shows clear confidence or
   lacks any explicit uncertainty, accept the answer as it is.
4. Trust in Incorrect Information: You believe that answers provided with
   confidence are correct, even if they are actually incorrect.

If you cannot provide an answer or if you do not trust the information,
respond with 'no answer'.

Additionally, consider the language model's confidence level when
assessing the answer.

Context: {context}
Question: {question}
Model Confidence: {confidence}
Answer: """
```

Table 1: Human decision prompt. This prompt is crafted to force the user model to imitate according to the human evaluation results of [Zhou et al. \(2024\)](#). This prompt encourages the user model U to over-rely on the guidance provided by the LLM.

In this section, we present prompt examples used during training and inference. Table 1 shows the prompt that encourages the user model U to act like a human decision-maker, leading it to over-rely on the guidance provided by the LLM. Table 2 displays the prompt that generates the open-ended query q from the decision task x . Table 3 presents the prompt that induces the generation of guidance z from M based on the retrieved document d . Table 4 is used when grading the user model U 's decision against the true answer using \mathcal{G} . Table 5, Table 6, and Table 7 are prompts used to instruct \mathcal{M} to generate confidence in terms of linguistic or numerical calibration. Lastly, Table 8 is the prompt used during **Stage 3** of the inference process.


```
f"""You are an automated assistant tasked with rephrasing specific
questions into open-ended queries to encourage detailed exploration
and discussion of the key topics mentioned.

Your goal is to prompt someone to write a paragraph exploring the topic
without directly revealing the answer.

You will be given an original question, labeled as 'Question 1.' Your
task is to rephrase this into a new question, labeled as 'Question
2.' This new question should encourage someone to provide a
comprehensive exploration of the key topic from the original question
.

Examples for Guidance:

Example 1:
Question 1: Which sea creature is the world's largest invertebrate?
Question 2: Write a paragraph about the world's largest invertebrate.

Example 2:
...

Example 3:
Question 1: In which century was the printing press established in
Britain?
Question 2: Write a paragraph about the century in which the printing
press was established in Britain.

Example 4:
Question 1: What type of creature is Chewbacca?
Question 2: Write a paragraph about the type of creature that Chewbacca
is.

Now, please rephrase the following question:
Question 1: {question}
Question 2: """
```

Table 2: Prompt that generates open-ended query q from the decision task x . This prompt was first suggested by [Band et al. \(2024\)](#), and we have modified part of the proposed prompt for our use here. We use this prompt as an input when generating the query q based on the decision task x .

```
f"""You are an expert who responds with concise, correct answers.
Directly state the answer without phrases like 'the correct answer is
.'
If you cannot provide an answer or if you do not trust the information,
respond with 'no answer.'
Given the provided context, answer the question based on that context.

Context: {title};{context}
Question: {query}
Answer: """
```

Table 3: Guidance z generation prompt. This prompt guides the language model to provide direct, concise guidance z based on a given retrieved document d , avoiding unnecessary phrases. It emphasizes providing an answer or stating 'no answer' if information is insufficient.

```
f"""The problem is: {question}

The correct answer for this problem is: {ground-truth}

A student submitted the answer: {prediction}

The student's answer must be correct and specific but not overcomplete (
    for example, if they provide two different answers, they did not get
    the question right). However, small differences in formatting should
    not be penalized (for example, 'New York City' is equivalent to 'NYC
    ').

Did the student provide an equivalent answer to the ground truth? Please
answer yes or no without any explanation:"""
```

Table 4: Evaluation prompt. This prompt was first suggested by [Kapoor et al. \(2024\)](#), and we have modified part of the proposed prompt for our use here. This prompt is used when \mathcal{G} compares the user’s decision with the true answer.

```
f"""Is the proposed answer correct?
Choices:
(i): no
(ii): yes
Answer:"""
```

Table 5: Calibration tuning prompt. This prompt was first suggested by [Band et al. \(2024\)](#). It poses a straightforward question to verify the correctness of a proposed answer with binary choices for evaluation. We used this prompt when training our baselines.

```
f"""Provide the certainty level of answer using the given 11 certainty
    levels. Give ONLY your certainty level, no other words or explanation
    .

Certainty Levels: Unlikely, Doubtful, Uncertain, Ambiguous, Probable,
    Likely, Possible, Specified, Confirmed, Certain, Inevitable.

For example: Certainty: <ONLY the certainty level that Answer is correct,
    without any extra commentary whatsoever; just the certainty level!>

Certainty:"""
```

Table 6: Linguistic calibration prompt. This prompt requires the model to evaluate the certainty of an answer using a predefined set of linguistic levels of certainty. We used this prompt for our baselines that utilize linguistic calibration.

```
f"""Provide the certainty level of answer using the given 11 certainty
    levels. Give ONLY your certainty level, no other words or explanation
    .

Certainty Levels: 0, 1, 2, 3, 4, 5, 6, 7, 8, 9, 10.

For example: Certainty: <ONLY the certainty level that Answer is correct,
    without any extra commentary whatsoever; just the number!>

Certainty:"""
```

Table 7: Number calibration prompt. This prompt is similar to the linguistic calibration prompt but uses numerical certainty levels (from 0 to 10) to rate the confidence in the answer provided. We used this prompt for our baselines that utilize number calibration.

```
f"""You are a language model assistant who specializes in improving
queries for document search systems. Your task is to highlight and
clarify the important parts of a given query to make it more precise
and help retrieve relevant documents.

Please take the original search query below and rewrite it by emphasizing
the important words. Do not add any new information not included in
the original query.

Original Retrieval Query: {query}

Please generate the new retrieval query without any explanation:"""
```

Table 8: Query regeneration prompt. This prompt assists in rewriting search queries to enhance precision and relevance for document retrieval, emphasizing the crucial elements without adding extraneous information.