



Author for correspondence:

Mathew S. Madhavacheril

e-mail: mathm@sas.upenn.edu

Assessing the growth of structure over cosmic time with CMB lensing

Mathew S. Madhavacheril¹

¹Department of Physics and Astronomy, University of
Pennsylvania, Philadelphia, PA 19104

The standard Λ CDM cosmological model informed by cosmic microwave background (CMB) anisotropies makes a precise prediction for the growth of matter density fluctuations over cosmic time on linear scales. A variety of cosmological observables offer independent and complementary ways of testing this prediction, but results have been mixed, with many constraints on the amplitude of structure S_8 being $2-3\sigma$ lower than the expectation from *Planck* primary CMB anisotropies. It is currently unclear whether these discrepancies are due to observational systematics, non-linearities and baryonic effects or new physics. We review how gravitational lensing of the CMB has and will continue to provide insights into this problem, including through tomographic cross-correlations with galaxy surveys over cosmic time.

1. Introduction

The cosmic microwave background (CMB) is a key prediction of the hot big bang and consists of photons that mostly last scattered during the epoch of recombination at around $t = 380,000$ years. Measurements of CMB anisotropies by the *COBE* satellite [1] provided our first view of fluctuations in the early universe, providing a handle on physics from well before the epoch of structure formation. Subsequent measurements by the *WMAP* satellite [2,3] (together with complementary balloon and ground-based experiments [4–6]) ushered in an era of precision cosmology, cementing the Λ -Cold Dark Matter (Λ CDM) model. With state-of-the-art primary CMB measurements from the *Planck* satellite [7–12], the community now has a precise benchmark model to compare other observations to. Increasingly precise measurements of the CMB damping tail and CMB polarization by high-resolution ground-based experiments like the South Pole Telescope (SPT; e.g. [13]) and the Atacama Cosmology Telescope (ACT; e.g. [14,15]) are now on a path to enhancing the *Planck* legacy, especially for extensions to the Λ CDM model (e.g. [16]).

At the same time, multiple distinct probes of the late-time universe continue to offer a test of the standard model, including galaxy redshift space distortions (RSD) [17–19], the Lyman- α forest [19–21], the abundance of galaxy clusters [22,23] and galaxy weak lensing [24–29]. Secondary anisotropies in the CMB itself have become an informative source of information on large-scale structure through the variety of ways in which CMB photons interact with matter since the recombination epoch. This includes measurements of gas pressure and density through the thermal and kinetic Sunyaev-Zeldovich (SZ) effects [30–34] respectively. Here, we review the status of weak gravitational lensing of the CMB [35] as a probe of the growth of structure.

The CMB allows for a semi-model-independent test of the standard model. Providing a snapshot of the $z \approx 1090$ ($t \sim 380,000$ yr) universe that can be modeled precisely with linear physics, it allows for precise constraints on parameters of the standard Λ CDM model (with the *Planck* satellite providing the state-of-the-art constraints today). This fit model can then be extrapolated to late times, with the growth of density perturbations on large scales modeled precisely with linear theory. A useful proxy for describing growth is the number σ_8 , which measures the root-mean-square (RMS) amplitude of fluctuations in the total matter density assuming linear theory. The amplitude of fluctuations increases with cosmic time (or decreasing redshift z) through $\sigma_8(z) = D(z)/D(0)\sigma_8$ due to the growth of perturbations under gravity (elaborated more in Sec 2). Some observables are sensitive to the combination $S_8 \equiv \sigma_8(\Omega_m/0.3)^{0.5}$, where Ω_m is the total matter density. As suggested in [36], with the CMB prediction in hand, the amplitude of structure can then be measured more directly with late-time growth probes, although in many cases, significant modeling of non-linear physics is required.

Many probes of the late-time universe are in mild disagreement with the *Planck* prediction. Disagreements between the early universe prediction and the late universe may either be to systematics in either CMB or late-time measurements, inadequacies of modeling of non-linear physics or new physics. We will discuss in this review how CMB lensing has recently been used to distinguish between systematics and new physics by providing an accurate view of the matter power spectrum primarily at wave-numbers $k < 0.1 \text{Mpc}^{-1}$ and redshifts $z = 1 - 5$.

In Sec 2, we review the physics behind growth of structure in the standard model, while in Sec 3 we explore how CMB lensing serves as a probe of growth. We conclude placing recent CMB lensing measurements in the broader context of other large-scale structure probes in 4.

2. Growth of structure

Primordial density fluctuations grow under gravity as the universe expands. General relativity applied to a universe with a few components (cold dark matter, baryons, photons, neutrinos and dark energy) produces precise predictions on linear scales for how structure grew from the initial perturbations. We review here how the standard cosmological model allows for this prediction.

The amplitude A_s and spectral tilt n_s of the initial perturbations may have been set through a process like cosmic inflation, which naturally predicts a nearly scale-invariant slightly red spectrum. The primordial scalar amplitude and spectral tilt are well constrained by observations of the CMB anisotropies [37]. The subsequent growth of perturbations depends on scale and time. Since the horizon expands in a post-inflationary expanding universe, all modes of relevance today were once super-horizon and subsequently enter the horizon at some epoch determined by the mode wavenumber $k = |\mathbf{k}|$. Relativistic perturbation theory predicts that super-horizon matter overdensities $\delta \equiv (\rho - \bar{\rho})/\bar{\rho}$ scale as $\delta \propto a^2$ during radiation domination and $\delta \propto a$ during matter domination, where a is the scale factor, ρ is the total matter density and $\bar{\rho}$ is the mean total matter density. As the universe transitions from radiation through matter domination to eventual dark energy domination, sub-horizon perturbations, on the other hand, grow slowly ($\delta \propto \log a$), quickly ($\delta \propto a$) and not at all ($\delta = \text{const.}$) respectively in each consecutive epoch. The largest observable scales ($k < k_{\text{eq}}$) today never experienced slow growth during radiation domination (since they entered the horizon relatively recently) and hence retain the nearly-scale invariant spectrum of the primordial perturbations. Smaller scales spent more time with logarithmic growth and hence are suppressed leading to a characteristic peak in the matter density power spectrum at the equality scale k_{eq} .

To predict the matter power spectrum at late times, in many models¹, it is possible to factor out the time-dependent growth $\delta(\mathbf{k}, a) \propto D(a)\delta(\mathbf{k}, 1)$ from the scale-dependent transfer function $T(k)$ that transforms the initial primordial fluctuations $\Phi(\mathbf{k})$ through the above physics into the post-recombination epoch. These considerations lead to a prediction for the linear matter power spectrum :

$$k^3 P_{mm}^L(k, z) = \frac{8\pi^2}{25} \frac{k^4}{(\Omega_m H_0^2)^2} A_s \left(\frac{k}{k_p}\right)^{n_s-1} T(k)^2 D(a)^2 \quad (2.1)$$

with redshift z , mean matter density parameter today Ω_m , Hubble expansion rate today H_0 and pivot scale k_p . In a matter-only Einstein-de-Sitter (EdS) universe (dark energy density $\Omega_\Lambda = 0$), the growth function can be analytically obtained to be $D(a) = a$.² A closed form solution is possible in a flat Λ CDM universe too (albeit with constant dark energy equation of state), in terms of a hypergeometric function (see Appendix A).

$$\frac{D(a)}{a} = \sqrt{1+x^3} {}_2F_1\left(\frac{5}{6}, \frac{3}{2}, \frac{11}{6}, -x^3\right) \quad (2.2)$$

$$x = \frac{\Omega_\Lambda}{\Omega_m} a \quad (2.3)$$

The latter formula is useful for quick closed-form evaluation of the linear matter power (when combined with empirical fitting formulas for the transfer function, e.g. [39,40]), though it becomes inaccurate (>5% error) at high redshifts ($z > 200$) since radiation is neglected. In practice, predictions for the linear matter power spectrum can be obtained with high accuracy with Einstein-Boltzmann codes [41,42] that solve the linear-order differential equations involved in the Boltzmann hierarchy of all the components, and reliably accelerated with emulators [43–45].

We will discuss many observables that are built from $P_{mm}^L(k, z)$ ³, though in general, they all introduce (to different extents) (a) dependence on higher moments of P^L either due to non-linear evolution or because the observable goes beyond two-point statistics (e.g. cluster abundances, bispectra, PDFs, peak counts) and (b) integration over redshifts due to projection along the line-of-sight or due to uncertain redshift information. Since these complications hide the underlying $P_{mm}^L(k, z)$ object, it is customary to instead report a proxy for its normalization. Historically, this

¹Models with massive neutrinos and modified gravity are notable exceptions, where the transfer function becomes redshift dependent or equivalently the growth factor becomes scale dependent.

²Note that many authors (e.g. [38]) differentiate between the growth factor $D(a)$ and the growth suppression factor $g(a)$ such that $D(a) = ag(a)/g(0)$, where the latter is always normalized to unity today with $D(1) = 1$. With this alternative definition, $g(1)$ depends on the cosmological model and the power spectrum ends up proportional to $(ag(a))^2$.

³Or when studying galaxy clustering, from related quantities such as auto and cross-correlations of CDM and baryons.

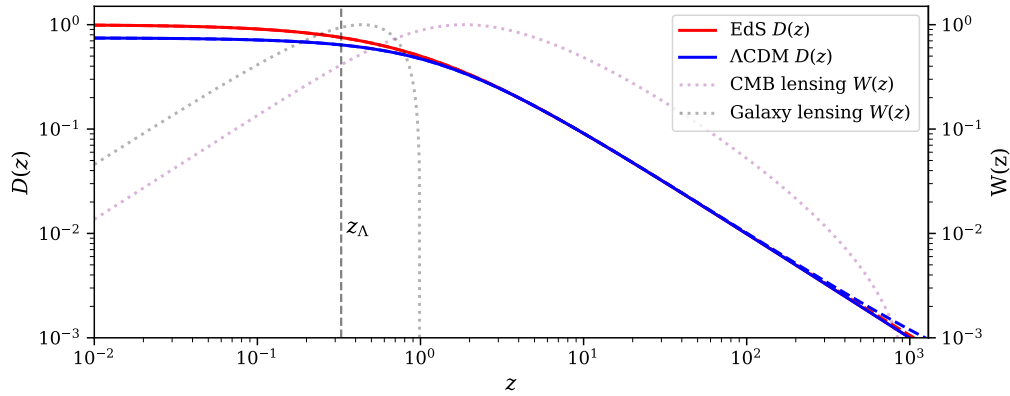


Figure 1. Linear growth factors $D(z)$ in an EdS and Λ CDM universe are shown in red and blue, respectively. The solid lines are the analytic form in Eq. 2.2 and the dashed lines are an exact numerical calculation from CLASS; the former ignores radiation. The dotted lines show lensing kernels $W(z)$ for a galaxy lensing source at $z = 1$ (light gray) and for CMB lensing (light purple). The vertical dashed line marked z_Λ marks the redshift at which the matter density begins to drop below the dark energy density causing the cosmological constant to begin dominating the dynamics of the universe.

has been the σ_8 parameter, defined as the root-mean-square (RMS) amplitude of the linear matter density field today when smoothed with a top-hat filter⁴ with radius $R = 8h^{-1}\text{Mpc}$

$$\sigma^2(R, z) = \int_0^\infty d\ln k \frac{k^3}{2\pi^2} P_{mm}^L(k, z) W^2(kR) \quad (2.4)$$

with $\sigma_8 \equiv \sigma(R = 8h^{-1}\text{Mpc}, z = 0)$ and the Fourier transform of the top-hat is given by

$$W(kR) = 3 \frac{\sin(kR) - kR \cos(kR)}{(kR)^3}$$

which asymptotes to unity on large scales $k \rightarrow 0$ as expected for a smoothing filter. Eq. 2.4 should be understood as summing up variance contributions from each wave-number, with $P(k, z)$ being the variance per mode, the number of modes in each Fourier shell proportional to $k^2 dk$ and $W(kR)$ being the field-level smoothing filter. It can alternatively also be read as the sum of contributions of the dimensionless filtered power spectrum $(k^3 P_{mm}^L(k)/2\pi^2) W^2$ per unit decade $d\ln k$. With the $R = 8h^{-1}\text{Mpc}$ smoothing, σ_8 converges in a typical Λ CDM model at an upper cutoff of $k_{\max} \approx 0.2\text{Mpc}^{-1}$ in the integral in Eq. 2.4, whereas the variance never converges without smoothing ($W = 1$). In models where the redshift evolution can be factorized out, we have from Eq 2.1 and Eq 2.4,

$$\sigma_8(z) = \frac{D(z)}{D(0)} \sigma_8.$$

Several caveats regarding constraints on σ_8 (and related quantities such as $S_8 \equiv \sigma_8(\Omega_m/0.3)^{0.5}$) are worth noting given that it involves an extrapolation of the linear matter power:

- (i) It is a “derived parameter” computed based on a prediction for $P_{mm}^L(k, z = 0)$. The amplitude of structure at the present day is not a free parameter in standard cosmology (nor is it in fact directly observable since the available cosmological volume precisely at $z = 0$ vanishes). In a typical analysis, Einstein-Boltzmann codes that take as input the amplitude of the initial perturbations A_s are used to predict functions of $P_{mm}^L(k, z)$ that

⁴The motivation for this quantity stems from its importance in the characterization of halos in the Press-Schechter [46] formalism and its derivatives.

are fit to data and then subsequently extrapolated to $z = 0$. Many analyses sample in A_s (or its logarithm), while some that sample σ_8 or S_8 determine A_s through ‘shooting’ methods. While σ_8 scales straightforwardly with A_s as $\propto \sqrt{A_s}$, its scaling with $\Omega_m h^2$, for example, is less intuitive: σ_8 generally increases with the physical matter density $\Omega_m h^2$ even though the peak amplitude of the power spectrum is reduced because the equality scale k_{eq} in $T(k)$ is pushed to higher wavenumbers (since matter-radiation equality happens earlier) increasing the overall variance in the field.

- (ii) The linear matter field appears in the definition of σ_8 , but any observable with an arbitrary non-linear dependence on the matter field can be and often is used to constrain it.
- (iii) While the predicted value of σ_8 is only sensitive to $P_{mm}^L(k < 0.2 \text{Mpc}^{-1}, z = 0)$ during modeling, observables that do not measure those scales (for example, with sensitivity only to $k \sim 2 \text{Mpc}^{-1}$) and observables that measure completely unrelated epochs ($z > 0$) can and often are used to constrain it. The provided model is used to extrapolate to the relevant scales and the present day.

As an exercise in understanding the consequences of the above, consider an imaginary model ‘ Λ CDM’, imagine that all parameters except A_s are known to high precision and ignore non-linearities. The model ‘ Λ CDM’ is identical to Λ CDM but predicts (with no free parameters) that the linear matter power spectrum should be suppressed by a factor of 10 (relative to the Λ CDM prediction) between $0.4 < z < 0.5$ only on scales $1 \text{Mpc}^{-1} < k < 3 \text{Mpc}^{-1}$. If using observables that skillfully avoid this redshift and wavenumber range, then both models will give identical fits for A_s and hence σ_8 . If one uses an observable that *only* uses this particular range of scales and redshifts, then the Λ CDM fit would produce a low σ_8 , but the Λ CDM fit would produce the higher value obtained by datasets that avoid this redshift and scale range.

Today, parameters such as the amplitude of scalar perturbations A_s , their spectral tilt n_s , the physical CDM density $\Omega_c h^2$, the physical baryon density $\Omega_b h^2$ and the combination $\Omega_m h^3$ are determined⁵ to very high precision through measurements of the CMB anisotropies that probe the matter field at $z \sim 1090$ through its effect on radiation. This provides a prediction for σ_8 extrapolated over more than 13.3 billion years with Eq 2.1. Late-time observables discussed later in this article probe the matter field at more recent times. When σ_8 measurements from the latter disagree with the CMB prediction assuming Λ CDM, they provide a useful diagnostic for both our understanding of the growth of structure and non-linear and baryonic effects that complicate the mapping between observables and P_{mm}^L .

Many probes are sensitive to the velocity field, rather than or in addition to the density field. In linear theory, velocities are related to the underlying density through the continuity equation, which in Fourier space is given by $v = (i f a H / k) \hat{k} \delta_m$, for scale factor a , Hubble expansion rate $H(a)$, comoving wave-number \vec{k} and with the growth *rate* defined by

$$f = \frac{d \ln D}{d \ln a}$$

Galaxy clustering in particular picks up a dependence on the velocity field. Redshift space distortions (RSD) are anisotropic distortions in the power spectrum of galaxies due to peculiar velocity contributions to measured redshifts. These measurements are sensitive to the parameter combination $f \sigma_8$. An alternative approach for constraining $f \sigma_8$ feasible in the local universe is to use peculiar velocities directly measured through distance indicators [47]. The kinetic Sunyaev-Zeldovich (kSZ) effect in CMB measurements is also sensitive to $f \sigma_8$ since kSZ secondary anisotropies are proportional to peculiar velocities of ionized electrons [48,49]. However, this cosmological information is perfectly degenerate with the optical depth of galaxies [32,34].

⁵ $\Omega_m h^3$ is the parameter combination constrained by the very well measured angular scale of the sound horizon θ_* , which together with other parameters constrains the expansion rate today H_0 . Note that $h \equiv H_0 / (100 \text{ km/s/Mpc})$ throughout this article.

3. Weak lensing as a probe of growth

We will now specialize to the use of weak lensing as a probe of growth, with particular focus on CMB lensing. Gravitational weak lensing observables probe the line-of-sight integrated matter content in the universe. Background light sources are distorted by deflection in the gravitational potentials between the light source and the observer. CMB photons in particular are sourced from the recombination epoch with $z \approx 1090$ and therefore undergo deflections throughout the history of structure formation. The sensitivity of weak lensing to the line-of-sight integrated matter overdensity δ_m is often characterized by the lensing convergence field (a function of angular direction $\hat{\mathbf{n}}$) [50]

$$\kappa(\hat{\mathbf{n}}) = \int_0^\infty dz W^\kappa(z) \delta_m(\chi(z)\hat{\mathbf{n}}, z). \quad (3.1)$$

Here, the lensing kernel that determines weights from different epochs is

$$W^\kappa(z) = \frac{3}{2} \Omega_m H_0^2 \frac{(1+z)}{H(z)} \frac{\chi(z)}{c} \int_z^\infty dz' n(z') \frac{\chi(z') - \chi(z)}{\chi(z')}, \quad (3.2)$$

where $\chi(z)$ is the comoving distance to redshift z , $H(z)$ is the Hubble expansion rate and c is the speed of light. Since the CMB lensing source redshift $n(z)$ can be approximated by a Dirac delta function at the recombination redshift z_* , this reduces to

$$W^{\kappa_{\text{CMB}}}(z) = \frac{3}{2} \Omega_m H_0^2 \frac{(1+z)}{H(z)} \frac{\chi(z)}{c} \left[\frac{\chi(z_*) - \chi(z)}{\chi(z_*)} \right]. \quad (3.3)$$

The convergence is proportional to the line-of-sight integrated mass density and is related to the 2d potential ϕ and deflection angle α through

$$\nabla^2 \phi = \nabla \cdot \alpha = 2\kappa. \quad (3.4)$$

The lensing kernels for CMB lensing (with source redshift at $z = 1090$) and a representative galaxy weak lensing sample at $z = 1$ are shown in Fig. 1. CMB lensing observables have a broad kernel with sensitivity to all redshifts across the epoch of structure formation, with contributions peaking at $z \sim 1 - 3$ and significant contributions at $z > 5$.

A general expression for the angular power spectrum of two fields a and b under the Limber approximation is

$$C_L^{a,b} = \int_0^\infty dz \frac{H(z)}{c\chi^2} W^a(z) W^b(z) P_{mm}^{\text{NL}}(z, k = L/\chi(z)) \quad (3.5)$$

where W could either be a lensing kernel W^κ from Eq. 3.2 when a lensing convergence field is involved or the redshift distribution $W^g \equiv b_g dn/dz$ of a galaxy tracer with linear bias. Various observables can be calculated with this expression:

- (i) **CMB lensing auto-spectrum:** When $W^a = W^b = W^{\kappa_{\text{CMB}}}$, we obtain an expression for the CMB lensing auto-spectrum. Accurately estimating this power spectrum requires a careful understanding of several complexities (see Sec (b)) including instrumental noise and systematics, astrophysical foregrounds and higher-order contributions. With these concerns mitigated using improvements to the reconstruction algorithm, if the non-linear matter power spectrum that appears in Eq. 3.5 is known exactly (given a set of cosmological parameters), then there are typically no additional nuisance parameters⁶.
- (ii) **Cosmic shear:** When $W^a = W^b = W^{\kappa, \text{gal}}$ where the lensing kernel in Eq. 3.2 includes a redshift distribution function $n(z)$ for the source galaxies. Several sources of additional uncertainty are introduced, including shear multiplicative biases (e.g [53,54] or the more

⁶Some analyses, e.g. [51], have subtracted or marginalized over a foreground bias template. Some authors (e.g. [52]) have also advocated for the marginalization of baryonic feedback parameters for future analyses, although the same work suggests alternative techniques that do not require marginalization.

recent exploration in [55]), photometric redshift uncertainties (e.g. [56,57]) and intrinsic alignments (e.g. [58] and more recently [59]), which typically introduce additional nuisance parameters for each redshift bin. In addition, since the sources are at much lower redshift than CMB lensing, typical angular scales correspond to higher wavenumber k , making this observable more sensitive to non-linear evolution and baryonic feedback. On the other hand, cosmic shear has significantly more weight around the dark-energy dominated epoch (see Fig 1), allowing for complementary exploration of modified gravity and dark energy phenomenology.

- (iii) **Galaxy-galaxy lensing and CMB lensing tomography:** When one field is a weak lensing observable $W^a = W^{\kappa, \text{gal}}$ or $W^a = W^{\kappa, \text{CMB}}$ and the other is a biased galaxy tracer overdensity $W_b = b_g(dn/dz)$ with linear galaxy bias b_g and redshift distribution dn/dz , the cross-correlation $C_\ell^{\kappa g}$ is sensitive to $b_g \sigma_8^2$. This is often combined with the angular clustering of galaxies itself C_ℓ^{gg} with $W_a = W_b = b_g(dn/dz)$, which is sensitive to $b_g^2 \sigma_8^2$. The joint analysis of these two observables (sometimes referred to as a 2x2 analysis⁷) allows the degeneracy between galaxy bias and σ_8 to be broken, providing an alternative channel for growth measurements. These measurements require additional modeling beyond what is shown in Eq. 3.5 for effects such as magnification bias and non-linear biasing. If the galaxy sample that is used is not a spectroscopic sample, additional nuisance parameters may be introduced to characterize its redshift distribution, or it may be calibrated with spectroscopic surveys through clustering redshifts ([61] as done in e.g. [62]). If the lensing information is obtained from galaxy sources as opposed to the CMB, the nuisance parameters involved in cosmic shear mentioned previously will also be needed.
- (iv) **CMB lensing-shear cross-correlation:** When one field is a galaxy weak lensing observable $W^a = W^{\kappa, \text{gal}}$ and the other CMB lensing $W^b = W^{\kappa, \text{CMB}}$, the resulting cross correlation is proportional to σ_8^2 , providing yet another channel for structure growth constraints (e.g. [63–71]). Once again, nuisance parameters involved in cosmic shear such as multiplicative shear biases, photometric redshift distribution uncertainty and intrinsic alignments will need to be marginalized over. However, including these cross-correlations in a 5x2 or 6x2 joint analysis can lead to improved mitigation of these systematics [72].

All analyses of (a) have been in harmonic space, whereas (b) and (c) have been measured in both harmonic and real-space, with the latter correlation functions calculated through a Hankel transform of Eq. 3.5. Noise in the galaxy overdensity field can be roughly modeled with a shot noise contribution $N_\ell = 1/n_g$ where n_g is the 2d number density of galaxies, while noise in the galaxy lensing field is from shape noise $N_\ell = \sigma_e^2/n_g$, where σ_e^2 is the variance due to both the intrinsic ellipticity distribution of galaxies and shape measurement noise (with typical values of around $\sigma_e \approx 0.3$). Current generation galaxy weak lensing surveys include the Dark Energy Survey (DES), Hyper Suprime Cam (HSC) and the Kilo-Degree Survey (KiDS). With their most recent data releases DES-Y3, HSC-Y3 and KiDS-1000, they have covered approximately 4000 sq. deg., 400 sq. deg. and 1000 sq. deg with effective source galaxy number densities of 5.6 gal/arcmin² [73], 19.9 gal/arcmin² [25] and 6.2 gal/arcmin [73], respectively. Noise in the CMB lensing field will be discussed in the next section.

In Fig. 2, we show how various redshifts cumulatively contribute to the CMB lensing signal evaluated through Eq. 3.5. Structures at lower redshifts and more recent times contribute more on large scales or low multipoles. A large fraction of the $L < 20$ power is contributed by $z < 0.5$ structures whereas most of the power is from higher redshifts for multipoles $L > 100$. The shape of the CMB lensing auto-spectrum therefore contains some information on $\sigma_8(z)$ and future CMB surveys may be able to perform tomography to some degree with just the auto-spectrum.

⁷The Dark Energy Survey collaboration has popularized the $n \times 2$ terminology, which refers to a joint analysis of n 2-point functions. 3x2 typically adds the auto-spectrum of the lensing field. Joint analyses featuring combinations with CMB lensing have produced 5x2 and 6x2 [60] analyses to date.

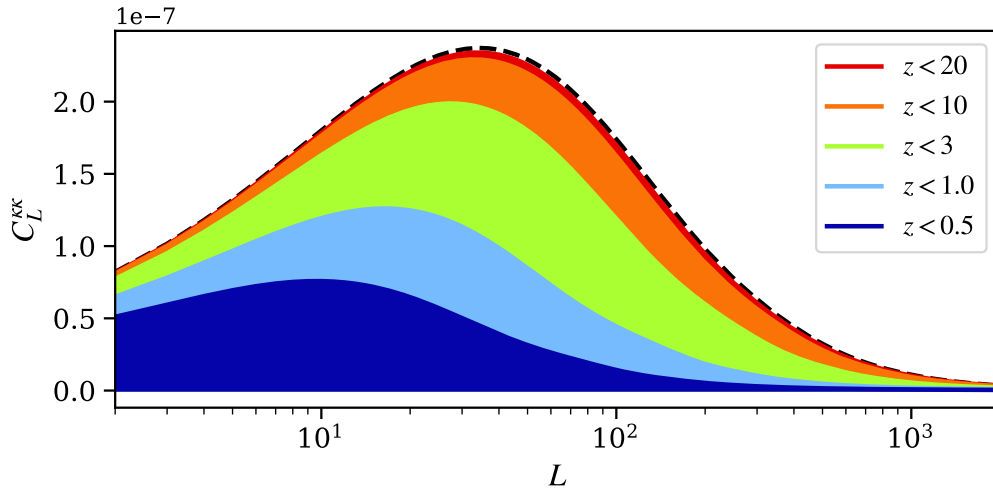


Figure 2. The CMB lensing auto-spectrum is shown here for cumulatively higher redshift cutoffs, from blue ($z < 0.5$) to red ($z < 20$) with the latter containing nearly all of the full CMB lensing power (dashed black line). Lower multipoles contain more information from lower redshifts with the angular power spectrum peak $L_p = k_{\text{eq}}\chi(z_{\text{eff}})$ shifting to higher multipoles as higher redshifts are included.

(a) Measuring CMB lensing

CMB experiments measure the temperature anisotropy T and Stokes components Q and U of its polarization anisotropies. The observed lensed components are related to the unlensed sky and the deflection angle α by

$$\begin{aligned} T(\mathbf{n}) &= \bar{T}(\mathbf{n} + \alpha) \\ Q(\mathbf{n}) &= \bar{Q}(\mathbf{n} + \alpha) \\ U(\mathbf{n}) &= \bar{U}(\mathbf{n} + \alpha) \end{aligned} \quad (3.6)$$

The deflection field α is related to the 2d lensing potential ϕ and lensing convergence κ through Eq. 3.4, with the latter proportional to a weighted line-of-sight integral of the matter density all the way to the redshift of last scattering $z_* \approx 1090$. The resulting deflection angles are typically of the order of arcminutes, but these deflections are coherent over degree scales corresponding to the size of typical lenses projected along the line-of-sight.

Algorithms for measuring the CMB lensing signal aim to reconstruct maps of the lensing convergence $\hat{\kappa}(\mathbf{n})$ from observed maps $X(\mathbf{n})$ of the CMB temperature and polarization (containing instrument beam, noise and astrophysical foregrounds). The maps can then be subsequently used for cross-correlations with other observables or they can be used to estimate the CMB lensing auto-spectrum $C_L^{\kappa\kappa}$. Most CMB lensing analyses to date have used ‘quadratic estimators’ (QEs) [74] to perform this reconstruction⁸. These exploit the fact that the primary (unlensed) CMB is statistically isotropic and captured fully by the power spectra C_ℓ^{TT} , C_ℓ^{TE} , C_ℓ^{EE} of the CMB temperature and E-mode transform of the polarization signal, with no coupling between the different ℓ modes. However, the lensing remapping in Eq. 3.6 introduces mode-coupling whose expectation value (to leading order) is proportional to modes $\kappa(\mathbf{L})$ of the lensing convergence. This motivates estimators formed from weighted sums of quadratic pairs of CMB temperature and polarization fields.

⁸A Bayesian approach has been used by SPT in [75] and iterative methods have been proposed in [76].

The resulting reconstruction $\hat{\kappa}(\mathbf{L})$ (the inverse harmonic transform of the map) has a noise spectrum characterized by N_L^{κ} . This contains contributions not just from the instrument beam and noise but also the signal power in the CMB, since chance correlations in the primary unlensed CMB can be confused with lensing. Reconstruction on large scales (small L) depends primarily on small-scales in the input CMB maps (high ℓ); in fact, ground-based experiments like ACT and SPT now measure lensing modes on scales much larger than what they reliably observe the CMB itself on. These CMB lensing maps (with small well-understood Monte Carlo corrections to their overall normalization) have been produced by *Planck* [77–79], ACT [80–83] and SPT [84–86] for cross-correlation with external tracers.

Significant additional work is needed to transform the reconstructed CMB lensing map to an estimate of its auto-spectrum. Since the lensing reconstruction is a quadratic estimate of the CMB maps, the auto-spectrum of this map is a 4-point function. The disconnected or Gaussian part of this 4-point function is non-zero even in the absence of lensing; it is much larger than the connected signal from lensing itself and needs to be subtracted. We discuss this briefly in the next section. Several other biases such as the mean-field (due to mask or noise-induced anisotropy, see e.g [87]) and an N_1 bias due to secondary contractions of the trispectrum [88,89] are also estimated and subtracted.

(b) Challenges for CMB lensing probes

Foregrounds: Since ground-based surveys began to make strides in CMB lensing measurements post-*Planck*, astrophysical foregrounds have become one of the main systematic effects investigated. Following the first correlated extra-galactic simulation suite targeting CMB experiments [90], the authors of [91] demonstrated how arcminute-resolution experiments like ACT and SPT are susceptible to large biases in CMB lensing reconstruction due to tSZ and CIB contamination. These biases arise mainly due to non-Gaussianity of the foregrounds themselves, whose large-scale structure bispectra and trispectra between themselves and the CMB lensing field itself appear in both the CMB lensing auto-spectrum as well as cross-correlations of the CMB lensing map with LSS tracers.

Rather than modeling the complicated astrophysics behind these non-Gaussian biases, the community has oriented towards developing methods to fully mitigate them. Many new modifications to the standard QE have since been proposed including (a) a geometric method involving deprojection of mode-coupling introduced by point source and cluster-like objects [92,93] (b) isolating the shear component of CMB lensing which is generally foreground-immune [94,95] and (c) using foreground-cleaning selectively in parts of the QE [96–98]. The above methods have been demonstrated to be sufficient to fully mitigate foreground biases with minimal loss of SNR for current surveys like ACT and SPT [99]. They can also be combined optimally [100,101] allowing future surveys like the Simons Observatory to remain robust. Beyond SO (below white noise levels of $5\mu K$ –arcmin), the noise levels improve to a level such that most of the lensing information is derived from the polarization information. Since extra-galactic foregrounds are expected to not be significantly polarized, foreground biases become much less of a concern (as is already the case with deep CMB experiments like SPT-3G [102]).

Instrumental systematics and noise modeling: The auto-spectrum of the CMB lensing map is a 4-point function that has large contributions from the disconnected Gaussian component. This component depends on both the true signal 2-point power of the CMB as well as foreground and noise power. The noise power in particular is hard to model for ground-based experiments with complicated scan patterns and large atmospheric noise contributions, although remarkable progress has been made in recent years [103]. Since [104], many CMB lensing analyses (including by the *Planck* collaboration) have used a ‘realization-dependent’ simulation approach that uses combinations of the realized data and Monte Carlo simulations to estimate this noise bias in a way that is not sensitive to mis-matches between the data and simulation power spectra to linear order. This technique proved insufficient for ACT, which instead used [83] a newly developed cross-estimator technique from [105]. That work developed an efficient algorithm that can use

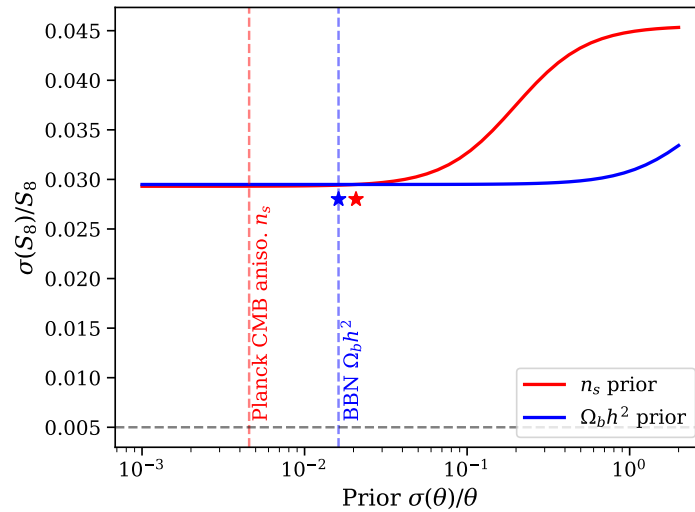


Figure 3. CMB lensing analyses typically use a prior on the spectral index and physical baryon density for ‘lensing alone’ constraints. This information matrix calculation (loosely based on the experimental configuration in [108]) shows the relative uncertainty on S_8 as a function of the prior width on n_s (red) and $\Omega_b h^2$ (blue). The latter is not an informative prior; the BBN prior [109] used in [108] is shown as vertical blue line. The spectral index prior is informative but around five times broader than the Planck primary CMB anisotropy constraint (red vertical line). It saturates the constraint for current noise levels. Broadening the prior can lead to up to a 50% degradation in the S_8 constraint. The actual constraint from [108] and its prior choices are shown as stars.

four or more splits of the data with independent noise (e.g. collected at different times) such that no split is ever repeated in the lensing 4-point estimator. This results in N_0 and mean-field biases that are completely unaffected by assumptions in the instrument noise modeling.

Many instrumental systematics such as polarization angle mis-calibration, beam asymmetries, boresight pointing errors, gain drifts, gain calibration errors and electrical crosstalk [106] can potentially introduce statistical anisotropy that mimics lensing. A study from [107] found that for an SO-like experiment with expected levels of these systematics, the bias to lensing reconstruction is less than 0.6σ . However, further work is needed to test these systematics in the presence of atmospheric noise and realistic scan strategies. In its recent high-significance ACT DR6 lensing auto-power spectrum analysis, the authors implemented conservative toy models for a number of systematics including gain miscalibration, beam uncertainty, temperature-to-polarization leakage, polarization efficiency and angle mis-calibration and found that none of these resulted in $> 0.4\sigma$ biases in the baseline analysis. In addition, more than 200 null tests sensitive to various systematics were carried out, with no statistically significant failures seen. The ACT DR6 approach employed a blinding policy where cosmological inferences were carried out only after confirmation that the null test suite passed.

Degeneracies: The broad goal for structure growth constraints is to compare their measurement of the amplitude of structure with predictions from the CMB anisotropies. Within flat Λ CDM, weak lensing observables tend to depend primarily on σ_8 (or A_s), Ω_m , H_0 and weakly on n_s and $\Omega_b h^2$. Combinations of σ_8 and Ω_m are often reported with $S_8 \equiv \sigma_8(\Omega_m/0.3)^{0.5}$ widely used in the galaxy weak lensing literature since this combination roughly captures the amplitude of weak lensing observables at low redshifts. CMB lensing, however, best constrains the parameter combination $\sigma_8(\Omega_m/0.3)^{0.25}$; generally, probes that derive their information at higher redshifts have a weaker degeneracy with Ω_m since the universe is more matter dominated and Einstein-de-Sitter-like where $\Omega_m(z) \rightarrow 1$ in a flat cosmology. The degeneracies with Ω_m and H_0 can be partially broken by including BAO data which provides a strong constraint in the

$\Omega_m - H_0$ sub-space. As noted in [108], when attempting to isolate information on σ_8 , CMB lensing benefits significantly more from the addition of BAO data compared to galaxy weak lensing. This is not only due to the weaker dependence on Ω_m but also because the wide range of scales probed by CMB lensing isolates the constraint into a tube in $\sigma_8 - \Omega_m - H_0$ space (through the intersection of two surfaces from the large-scale and small-scale parts of the power spectrum) whose intersection with the BAO surface $\Omega_m - H_0$ is a small localized region. On the other hand, when accounting for the large number of nuisance parameters, galaxy weak lensing primarily probes small scales $k > 0.2\text{Mpc}^{-1}$ where the power spectrum is approximated by a power law, leading to a sheet-shaped constraint in $\sigma_8 - \Omega_m - H_0$ space. The intersection of this constraint with the BAO $\Omega_m - H_0$ surface is not as well localized, leading to a significantly worse σ_8 constraint.

Similar to previous CMB lensing analyses, the ACT DR6 analysis employed an informative prior on the spectral index n_s as well as a BBN prior [109] on $\Omega_b h^2$. As discussed in [108], the n_s prior is five times broader than the primary CMB constraint from *Planck* and therefore a reasonable distillation of CMB anisotropy information on the initial conditions. In Fig. 3, we explore using an information matrix calculation how the width of the n_s and $\Omega_b h^2$ priors affects the relative uncertainty on S_8 . We see that the width of the $\Omega_b h^2$ prior (e.g. from BBN) has no significant effect on the S_8 constraint. For n_s however, while the prior saturates the constraint for current noise levels, broadening it can lead to up to a 50% degradation in the S_8 constraint.

(c) Current status of CMB lensing

To date, high significance measurements of the CMB lensing auto-spectrum have been made by the ACT [80,83,110], SPT [84–86,111,112] and *Planck* [77–79,113] collaborations with PolarBear [114] and BICEP [115] also having detected the signal. The most recent and constraining analyses have yielded detection significances of 43σ , 17σ and 42σ from ACT [83], SPT [84] and *Planck* [79] respectively. While *Planck* observations ended in 2013, the collaboration has produced multiple releases incorporating more data and algorithmic improvements. The PR4 lensing analysis [79] in particular made several improvements to how the input CMB maps are filtered, leading to substantial improvements in SNR. This release has provided a lensing map over 65% of the sky. The ACT DR6 release [82,83] used all data collected by the Advanced ACT receivers from 2017 to 2021 and produced a high-fidelity map for public release. The higher resolution and lower noise levels allowed for a significantly higher fidelity lensing map (in terms of noise per mode) compared *Planck*, but the overall SNR of the lensing auto-power-spectrum is comparable to the *Planck* analysis due to the lower sky area of 23%.

These measurements of the CMB lensing auto-spectrum offer an important view of the integrated matter density over the epoch of structure formation. Significant effort expended to control systematics at the data vector level have resulted in robust measurements that do not have any nuisance parameters. Moreover, the scales and redshifts probed by CMB lensing are such that linear theory is an excellent (but not perfect) approximation to the models fit, with the choice of non-linear evolution codes and baryonic feedback having negligible impact for current measurements [116].

A notable feature of nearly all CMB lensing analyses to date, including the most recent ACT, SPT and *Planck* releases, is that the amplitude of structure measured from these are in vigorous agreement with the *Planck* primary CMB anisotropy extrapolation assuming the ΛCDM model (see Fig. 4).⁹ As we will see in the next section, this has important consequences for the interpretation of low S_8 measurements seen by other growth probes.

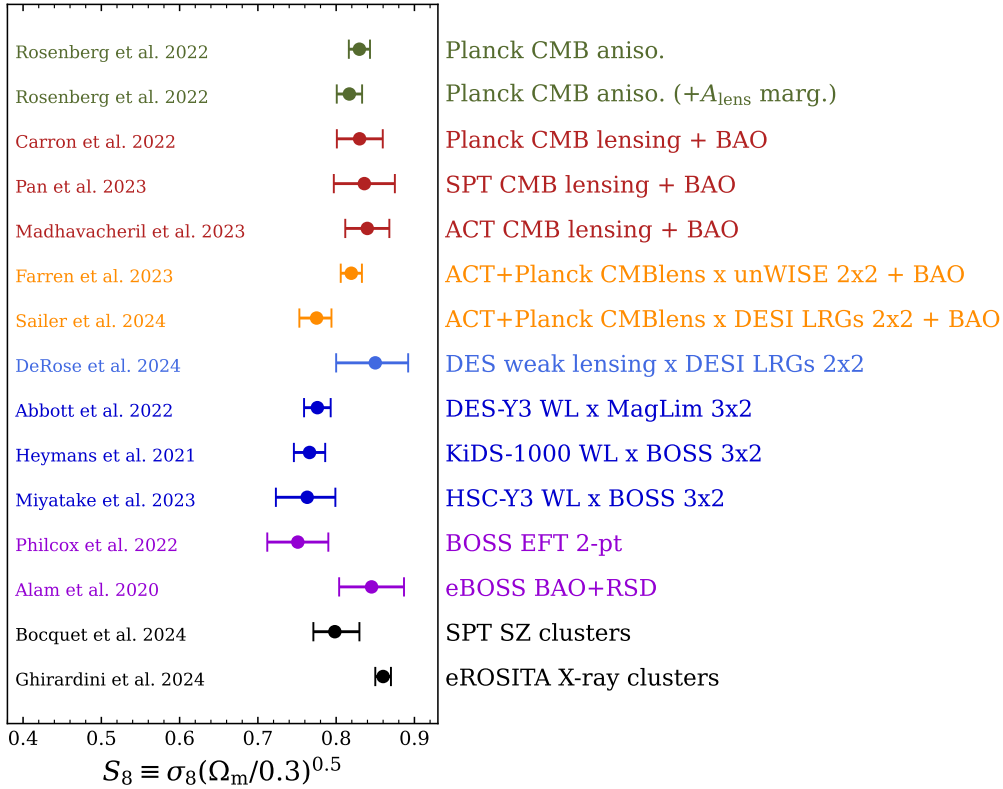


Figure 4. A compilation of S_8 constraints from various growth probes compared with primary CMB constraints (green). The priors and parameterizations in these various analyses may not be identical and there may be some covariance between the various growth probes.

4. Outlook and conclusion

In Fig. 4, we show a compilation of S_8 constraints from various growth probes along with primary CMB extrapolations from the *Planck* experiment (green), with many but not all low-redshift growth probes showing values systematically lower than $S_8 = 0.8$. Understanding the wave-numbers k and redshifts z probed by various discrepant probes is therefore crucial going forward in distinguishing between new physics and astrophysical systematics. Importantly, as discussed in the previous section, direct probes of intermediate redshifts $z \sim 1 - 3$ and large scales $k < 0.1 \text{Mpc}^{-1}$ through the CMB lensing auto-spectrum from *Planck*, ACT and SPT are all in excellent agreement with the *Planck* CMB prediction assuming the ΛCDM model. There are no other probes of linear scales with comparable precision at $z > 1$ (save for an unWISE CMB lensing cross-correlation discussed later, also consistent with *Planck*). This is a strong indication that if the S_8 tension is not due to statistical fluctuations, then its origin must be traced to lower redshifts or higher wave-numbers than the CMB lensing auto-spectrum is significantly sensitive to.¹⁰

Primary CMB: In the standard ΛCDM parameterization, the *Planck* CMB anisotropy measurement that uses the temperature and polarization 2-point power spectra (TT, TE and EE) is not a pure primary CMB extrapolation because of the fact that the lensing of the CMB affects the 2-point power spectrum (in addition to inducing mode-coupling and producing a connected

⁹This is true with or without the inclusion of BAO data. Without BAO data (e.g. [83]), one still obtains a high-precision measurement of $\sigma_8(\Omega_m/0.3)^{0.25}$, once again in excellent agreement with the prediction from *Planck*.

¹⁰Measurements of the Lyman- α forest power spectrum from eBOSS sensitive to $k \sim 1 \text{Mpc}^{-1}$ and $z = 2 - 5$ (e.g. [20]) also give low amplitude of structure fits, which is consistent with this interpretation.

4-point function as discussed earlier). The effect of lensing is to smear the acoustic peaks and introduce additional small-scale power. Thus the CMB anisotropies are somewhat sensitive to S_8 directly through low-redshift contributions from lensing. It has been noted [117] that the amplitude of lensing inferred through the 2-point statistics is higher than that seen through the 4-point information in the CMB lensing reconstruction (though with the PR4 re-processing, this discrepancy has come down significantly [118]). Whether this preference for high lensing amplitude is due to a statistical fluctuation or a systematic, one may thus wonder whether the CMB anisotropy S_8 ‘extrapolation’ is affected by it. To account for this, one can marginalize over the amplitude A_{lens} of the lensing power spectrum that appears in the expression for the CMB 2-point spectra. The resulting nearly pure-primary CMB extrapolation is also shown; its value is slightly lower, but does not make a qualitative difference to the discussion on S_8 discrepancies. Primary CMB measurements by ACT and SPT give similar extrapolations but with larger uncertainties.

Galaxy weak lensing: Observables that include cosmic shear auto-correlation information (e.g. HSC [26–28], DES [24], KiDS [29]), whether on their own or in combination with galaxy lensing (in 3x2 analyses), generally tend to show low S_8 values each at roughly the 2σ level, and at the same time have significant weight from small scales $k > 0.2\text{Mpc}^{-1}$. Intriguingly, several “2x2” analyses that do not include the cosmic shear power spectrum but only the shear-galaxy and galaxy-galaxy correlations agree well with the *Planck* extrapolation. Notable among these is the recent DES x DESI analysis [119], where well-characterized DESI spectroscopically-calibrated lens galaxies were used along with effective field theory (EFT) modeling for both non-linear galaxy biasing as well as intrinsic alignments. This EFT modeling is conservative (with many more free parameters than typically used) and consistently retains all parameters that are needed up to a given order in the perturbation theory. The uncertainty on S_8 is significantly increased to 6.3% with the conservative modeling choices but the mean value agrees very well with *Planck*. While other past works involving the DES MagLim lens sample have found that non-linear galaxy bias modeling does not significantly improve agreement with *Planck* [120,121], a re-analysis of this sample in [119] (once again, excluding cosmic shear auto-correlations) that uses EFT modeling for intrinsic alignments and stringent scale cuts finds an S_8 value that agree well with *Planck*. A common feature of such “2x2” analyses is that their conservative modeling of systematics shifts the scales they probe to $k < 0.2\text{Mpc}^{-1}$.

CMB lensing cross-correlations: Cross-correlations with CMB lensing are a powerful way to probe structure formation across a wide range in redshifts while improving control of systematics in galaxy surveys (e.g. [60,122]). A particularly useful channel for probing large scales and low redshifts is the “2x2” combination of CMB lensing-galaxy correlations together with the galaxy auto-correlation. This channel excludes galaxy weak lensing altogether but requires careful modeling of non-linear galaxy biasing. If the galaxy sample is spectroscopic (or spectroscopically calibrated), then it has additional robustness against redshift uncertainties. The most high signal-to-noise detection to date of $C_L^{r,g}$ is with the unWISE infrared sample in cross-correlation with ACT DR6 CMB lensing [123]. With only two flux bands, the redshift distribution of this sample has to be calibrated using cross-correlation redshifts [124–126]. The unWISE x *Planck*+ACT analysis leads to a 1.9% S_8 constraint that is in excellent agreement with the *Planck* extrapolation, with most of its redshift weight at $z > 0.6$. The ACT DR6 CMB lensing map has also recently allowed a cross-correlation analysis with the DESI Luminous Red Galaxies (LRG) sample [127,128]. Similar to its galaxy lensing counter-part [119], the lens sample is well-characterized and spectroscopically-calibrated and the analysis uses the same conservative and consistent EFT modeling for non-linear galaxy bias. Unlike [119], no modeling of intrinsic alignments is needed, resulting in a 2.9% constraint [127,128], albeit with a mean value that is around 2σ lower than *Planck*. Since the spectroscopic information allows for a tomographic constraint, this analysis is able to constrain $S_8(z)$ where there is some indication that the lowest redshift bin ($z \approx 0.47$) shows the largest deviation from the *Planck* prediction (although this could be a statistical fluctuation), inviting further investigation of lower redshifts.

Other probes that measure the growth of structure include (a) galaxy cluster abundances where both SPT SZ-selected clusters and eROSITA X-ray selected clusters find high $S_8 > 0.8$ [23] and (b) redshift-space distortions (RSD). For the latter, the eBOSS collaboration analysis [19] finds an S_8 value consistent with *Planck* but full-shape EFT approaches with the BOSS data (e.g. [19]) have found values lower than the *Planck* prediction. Many other statistics beyond the 2-point function such as the galaxy bispectrum [129,130] and higher moments of weak lensing maps [131] have also consistently been yielding S_8 values $2 - 3\sigma$ lower than *Planck*.

Outlook: The above results show promising improvements in precision for a wide variety of probes that probe different regions of $P_{mm}(k, z)$. However, astrophysical systematics such as non-linear biasing and intrinsic alignments (requiring many parameters, with associated volume effects due to unconstrained degeneracy directions) are a challenge with current observations for many probes. Unusually large amounts of baryonic feedback (causing suppression in the total matter power spectrum at $k > 0.2 \text{Mpc}^{-1}$), in particular, has been proposed as a possible resolution for the tension with *Planck* predictions [132–134]. It should be noted that this only works for some observables like cosmic shear that probe very small scales, while at the same time measurements of HSC-Y3 cosmic shear seem to be an intriguing exception [135]. New measurements of the gas distribution with the kSZ effect [136–138] in particular are a promising path forward in breaking the degeneracy of S_8 with baryonic feedback.

Meanwhile, intriguing new physics explanations such as late-time modifications of structure growth [139,140] and axion dark matter [141,142] have been proposed. In his 1993 book surveying the state of physical cosmology, Peebles observed [143]

The central issue for this section is whether there is within the standard cosmology a world picture that reconciles the dramatic structures observed on scales of tens of megaparsecs, [...], with the [...] high degree of isotropy of the cosmic radiation backgrounds. If this proved to be impossible, it would show there is something very wrong with the standard model. As will be described, there is no such crisis in theory and observation as now understood...

Thirty years later, this issue has renewed attention thanks to high precision measurements of the CMB and the plethora of observations of late-time structure being investigated by various large-scale structure and CMB surveys. The flurry of data expected from the Simons Observatory [144], SPT-3G [145] and CMB-S4 [146] surveys as well as Euclid [147], Roman Space Telescope [148], DESI [149] and the Rubin Observatory [150] will allow for a thorough mapping of $P_{mm}(k, z)$. The next decade is thus likely to tell us whether there is something wrong with the standard model, or whether there are one or more astrophysical systematics from the non-linear universe responsible for discrepancies with the CMB growth prediction.

Acknowledgements. This review is based on a talk I gave at the Royal Society meeting "Challenging the standard cosmological model"; I am grateful to the organizers for their invitation to and hospitality during a very fruitful meeting. The review draws heavily from published work from the Atacama Cosmology Telescope. I am grateful to my ACT collaborators for input, including Frank Qu, Gerrit Farren, Blake Sherwin, Boris Bolliet, Neelima Sehgal and Alexander van Engelen. I thank Sebastian Bocquet for providing importance sampled chains for the SPT SZ cluster analysis that fix the sum of neutrino masses. I also thank the two anonymous referees whose feedback significantly improved this manuscript. I acknowledge support from NSF grants AST-2307727 and AST-2153201 and NASA grant 21-ATP21-0145.

A. Growth factor at late times

At late times (well after decoupling), on sub-horizon scales and in linear theory, the evolution of the total matter density is given by the second-order differential equation (see e.g. [151])

$$\frac{d^2 \delta_m}{da^2} + \frac{d \ln(a^3 H)}{da} \frac{d \delta_m}{da} - \frac{3 \Omega_m H_0^2}{2 a^5 H^2} \delta_m = 0 \quad (\text{A } 1)$$

The time-dependence of growth $\delta(\mathbf{k}, a) \propto D(a)\delta(\mathbf{k}, 1)$ can then be obtained by solving this equation numerically. In certain cases, analytic solutions are possible. With the definition of the growth factor such that $D(a) = 1$ in an EdS universe, an integral solution for arbitrary spatial curvature but constant equation of state of dark energy is [152]

$$D(a) = \frac{5\Omega_m H_0^2}{2} H(a) \int_0^a \frac{da'}{a'^3} \quad (\text{A } 2)$$

A further simplification is possible in a flat universe that ignores radiation at late times, using the Friedman equation $H^2(a) = H_0^2(\Omega_\Lambda + a^{-3}\Omega_m)$ and defining

$$x = \left(\frac{\Omega_\Lambda}{\Omega_m} \right)^{\frac{1}{3}} a$$

we get [153]

$$D(a) = \frac{5}{2} \left(\frac{\Omega_{M,0}}{\Omega_{\Lambda,0}} \right)^{1/3} \frac{\sqrt{1+x^3}}{x^{3/2}} \int_0^x \frac{x'^{3/2} dx'}{[1+x'^3]^{3/2}} \quad (\text{A } 3)$$

The integral above evaluates to

$$\int_0^x \frac{x'^{3/2} dx'}{[1+x'^3]^{3/2}} = \frac{2}{5} x^{5/2} {}_2F_1\left(\frac{5}{6}, \frac{3}{2}, \frac{11}{6}, -x^3\right)$$

leading to the final expression

$$\frac{D(a)}{a} = \sqrt{1+x^3} {}_2F_1\left(\frac{5}{6}, \frac{3}{2}, \frac{11}{6}, -x^3\right) \quad (\text{A } 4)$$

$$x = \frac{\Omega_\Lambda}{\Omega_m} a \quad (\text{A } 5)$$

This expression agrees very well (better than 5%) at redshifts $z < 200$ when compared with numerical solutions of the differential equations in the Boltzmann hierarchy (with the CLASS code), with the disagreement primarily due to ignoring the energy density of radiation. It reduces to $D(a) = a$ when $x \rightarrow 0$ or equivalently $\Omega_\Lambda \rightarrow 0$.

References

1. Bennett CL, Kogut A, Hinshaw G, Banday AJ, Wright EL, Gorski KM, Wilkinson DT, Weiss R, Smoot GF, Meyer SS, Mather JC, Lubin P, Loewenstein K, Lineweaver C, Keegstra P, Kaita E, Jackson PD, Cheng ES. 1994 Cosmic Temperature Fluctuations from Two Years of COBE Differential Microwave Radiometers Observations. *ApJ* **436**, 423. ([10.1086/174918](https://doi.org/10.1086/174918))
2. Spergel DN, Verde L, Peiris HV, Komatsu E, Nolte MR, Bennett CL, Halpern M, Hinshaw G, Jarosik N, Kogut A, Limon M, Meyer SS, Page L, Tucker GS, Weiland JL, Wollack E, Wright EL. 2003 First-Year Wilkinson Microwave Anisotropy Probe (WMAP) Observations: Determination of Cosmological Parameters. *ApJS* **148**, 175–194. ([10.1086/377226](https://doi.org/10.1086/377226))
3. Hinshaw G, Larson D, Komatsu E, Spergel DN, Bennett CL, Dunkley J, Nolte MR, Halpern M, Hill RS, Odegard N, Page L, Smith KM, Weiland JL, Gold B, Jarosik N, Kogut A, Limon M, Meyer SS, Tucker GS, Wollack E, Wright EL. 2013 Nine-year Wilkinson Microwave Anisotropy Probe (WMAP) Observations: Cosmological Parameter Results. *ApJS* **208**, 19. ([10.1088/0067-0049/208/2/19](https://doi.org/10.1088/0067-0049/208/2/19))
4. Torbet E, Devlin MJ, Dorwart WB, Herbig T, Miller AD, Nolte MR, Page L, Puchalla J, Tran HT. 1999 A Measurement of the Angular Power Spectrum of the Microwave Background Made from the High Chilean Andes. *ApJ* **521**, L79–L82. ([10.1086/312197](https://doi.org/10.1086/312197))
5. Melchiorri A, Ade PAR, de Bernardis P, Bock JJ, Borrill J, Boscaleri A, Crill BP, De Troia G, Farese P, Ferreira PG, Ganga K, de Gasperis G, Giacometti M, Hristov VV, Jaffe AH, Lange AE, Masi S, Mouskops PD, Miglio L, Netterfield CB, Pascale E, Piacentini F, Romeo G, Ruhl

- JE, Vittorio N. 2000 A Measurement of Ω from the North American Test Flight of Boomerang. *ApJ* **536**, L63–L66. ([10.1086/312744](https://doi.org/10.1086/312744))
6. Hanany S, Ade P, Balbi A, Bock J, Borrill J, Boscaleri A, de Bernardis P, Ferreira PG, Hristov VV, Jaffe AH, Lange AE, Lee AT, Mauskopf PD, Netterfield CB, Oh S, Pascale E, Rabii B, Richards PL, Smoot GF, Stompor R, Winant CD, Wu JHP. 2000 MAXIMA-1: A Measurement of the Cosmic Microwave Background Anisotropy on Angular Scales of $10'$ – 5° . *ApJ* **545**, L5–L9. ([10.1086/317322](https://doi.org/10.1086/317322))
 7. Planck Collaboration, Ade PAR, Aghanim N, Armitage-Caplan C, Arnaud M, Ashdown M, Atrio-Barandela F, Aumont J, Baccigalupi C, Banday AJ, et al.. 2014 Planck 2013 results. XVI. Cosmological parameters. *A&A* **571**, A16. ([10.1051/0004-6361/201321591](https://doi.org/10.1051/0004-6361/201321591))
 8. Planck Collaboration, Ade PAR, Aghanim N, Arnaud M, Ashdown M, Aumont J, Baccigalupi C, Banday AJ, Barreiro RB, Bartlett JG, et al.. 2016 Planck 2015 results. XIII. Cosmological parameters. *A&A* **594**, A13. ([10.1051/0004-6361/201525830](https://doi.org/10.1051/0004-6361/201525830))
 9. Planck Collaboration, Aghanim N, Akrami Y, Ashdown M, Aumont J, Baccigalupi C, Ballardini M, Banday AJ, Barreiro RB, Bartolo N, Basak S, Battye R, Benabed K, Bernard JP, Bersanelli M, Bielewicz P, Bock JJ, Bond JR, Borrill J, Bouchet FR, Boulanger F, Bucher M, Burigana C, Butler RC, Calabrese E, Cardoso JF, Carron J, Challinor A, Chiang HC, Chluba J, Colombo LPL, Combet C, Contreras D, Crill BP, Cuttaia F, de Bernardis P, de Zotti G, Delabrouille J, Delouis JM, Di Valentino E, Diego JM, Doré O, Douspis M, Ducout A, Dupac X, Dusini S, Efstathiou G, Elsner F, Enßlin TA, Eriksen HK, Fantaye Y, Farhang M, Fergusson J, Fernandez-Cobos R, Finelli F, Forastieri F, Frailis M, Fraisse AA, Franceschi E, Frolov A, Galeotta S, Galli S, Ganga K, Génova-Santos RT, Gerbino M, Ghosh T, González-Nuevo J, Górski KM, Gratton S, Gruppuso A, Gudmundsson JE, Hamann J, Handley W, Hansen FK, Herranz D, Hildebrandt SR, Hivon E, Huang Z, Jaffe AH, Jones WC, Karakci A, Keihänen E, Keskitalo R, Kiiveri K, Kim J, Kisner TS, Knox L, Krachmalnicoff N, Kunz M, Kurki-Suonio H, Lagache G, Lamarre JM, Lasenby A, Lattanzi M, Lawrence CR, Le Jeune M, Lemos P, Lesgourgues J, Levrier F, Lewis A, Liguori M, Lilje PB, Lilley M, Lindholm V, López-Caniego M, Lubin PM, Ma YZ, Macías-Pérez JF, Maggio G, Maino D, Mandolesi N, Mangilli A, Marcos-Caballero A, Maris M, Martin PG, Martinelli M, Martínez-González E, Matarrese S, Mauri N, McEwen JD, Meinhold PR, Melchiorri A, Mennella A, Migliaccio M, Millea M, Mitra S, Miville-Deschênes MA, Molinari D, Montier L, Morgante G, Moss A, Natoli P, Nørgaard-Nielsen HU, Pagano L, Paoletti D, Partridge B, Patanchon G, Peiris HV, Perrotta F, Pettorino V, Piacentini F, Polastri L, Polenta G, Puget JL, Rachen JP, Reinecke M, Remazeilles M, Renzi A, Rocha A, Rosset C, Roudier G, Rubiño-Martín JA, Ruiz-Granados B, Salvati L, Sandri M, Savelainen M, Scott D, Shellard EPS, Sirignano C, Sirri G, Spencer LD, Sunyaev R, Suur-Uski AS, Tauber JA, Tavagnacco D, Tenti M, Toffolatti L, Tomasi M, Trombetti T, Valenziano L, Valiviita J, Van Tent B, Vibert L, Vielva P, Villa F, Vittorio N, Wandelt BD, Wehus IK, White M, White SDM, Zacchei A, Zonca A. 2020a Planck 2018 results. VI. Cosmological parameters. *A&A* **641**, A6. ([10.1051/0004-6361/201833910](https://doi.org/10.1051/0004-6361/201833910))
 10. Planck Collaboration, Aghanim N, Akrami Y, Arroja F, Ashdown M, Aumont J, Baccigalupi C, Ballardini M, Banday AJ, Barreiro RB, Bartolo N, Basak S, Battye R, Benabed K, Bernard JP, Bersanelli M, Bielewicz P, Bock JJ, Bond JR, Borrill J, Bouchet FR, Boulanger F, Bucher M, Burigana C, Butler RC, Calabrese E, Cardoso JF, Carron J, Casaponsa B, Challinor A, Chiang HC, Colombo LPL, Combet C, Contreras D, Crill BP, Cuttaia F, de Bernardis P, de Zotti G, Delabrouille J, Delouis JM, Désert FX, Di Valentino E, Dickinson C, Diego JM, Donzelli S, Doré O, Douspis M, Ducout A, Dupac X, Efstathiou G, Elsner F, Enßlin TA, Eriksen HK, Falgarone E, Fantaye Y, Fergusson J, Fernandez-Cobos R, Finelli F, Forastieri F, Frailis M, Franceschi E, Frolov A, Galeotta S, Galli S, Ganga K, Génova-Santos RT, Gerbino M, Ghosh T, González-Nuevo J, Górski KM, Gratton S, Gruppuso A, Gudmundsson JE, Hamann J, Handley W, Hansen FK, Helou G, Herranz D, Hildebrandt SR, Hivon E, Huang Z, Jaffe AH, Jones WC, Karakci A, Keihänen E, Keskitalo R, Kiiveri K, Kim J, Kisner TS, Knox L, Krachmalnicoff N, Kunz M, Kurki-Suonio H, Lagache G, Lamarre JM, Langer M, Lasenby A, Lattanzi M, Lawrence CR, Le Jeune M, Leahy JP, Lesgourgues J, Levrier F, Lewis A, Liguori M, Lilje PB, Lilley M, Lindholm V, López-Caniego M, Lubin PM, Ma YZ, Macías-Pérez JF, Maggio G, Maino D, Mandolesi N, Mangilli A, Marcos-Caballero A, Maris M, Martin PG, Martinelli M, Martínez-González E, Matarrese S, Mauri N, McEwen JD, Meerburg PD, Meinhold PR, Melchiorri A, Mennella A, Migliaccio M, Millea M, Mitra S, Miville-Deschênes MA, Molinari

- D, Moneti A, Montier L, Morgante G, Moss A, Mottet S, Münchmeyer M, Natoli P, Nørgaard-Nielsen HU, Oxborrow CA, Pagano L, Paoletti D, Partridge B, Patanchon G, Pearson TJ, Peel M, Peiris HV, Perrotta F, Pettorino V, Piacentini F, Polastri L, Polenta G, Puget JL, Rachen JP, Reinecke M, Remazeilles M, Renault C, Renzi A, Rocha G, Rosset C, Roudier G, Rubiño-Martín JA, Ruiz-Granados B, Salvati L, Sandri M, Savelainen M, Scott D, Shellard EPS, Shiraishi M, Sirignano C, Sirri G, Spencer LD, Sunyaev R, Suur-Uski AS, Tauber JA, Tavagnacco D, Tenti M, Terenzi L, Toffolatti L, Tomasi M, Trombetti T, Valiviita J, Van Tent B, Vibert L, Vielva P, Villa F, Vittorio N, Wandelt BD, Wehus IK, White M, White SDM, Zacchei A, Zonca A. 2020b Planck 2018 results. I. Overview and the cosmological legacy of Planck. *A&A* **641**, A1. ([10.1051/0004-6361/201833880](https://doi.org/10.1051/0004-6361/201833880))
11. Rosenberg E, Gratton S, Efstathiou G. 2022 CMB power spectra and cosmological parameters from Planck PR4 with CamSpec. *MNRAS* **517**, 4620–4636. ([10.1093/mnras/stac2744](https://doi.org/10.1093/mnras/stac2744))
 12. Tristram M, Banday AJ, Douspis M, Garrido X, Górski KM, Henrot-Versillé S, Hergt LT, Ilić S, Keskitalo R, Lagache G, Lawrence CR, Partridge B, Scott D. 2024 Cosmological parameters derived from the final Planck data release (PR4). *A&A* **682**, A37. ([10.1051/0004-6361/202348015](https://doi.org/10.1051/0004-6361/202348015))
 13. Balkenhol L, Dutcher D, Spurio Mancini A, Doussot A, Benabed K, Galli S, Ade PAR, Anderson AJ, Ansarinejad B, Archipley M, Bender AN, Benson BA, Bianchini F, Bleem LE, Bouchet FR, Bryant L, Camphuis E, Carlstrom JE, Cecil TW, Chang CL, Chaubal P, Chichura PM, Chou TL, Coerver A, Crawford TM, Cukierman A, Daley C, de Haan T, Dibert KR, Dobbs MA, Everett W, Feng C, Ferguson KR, Foster A, Gambrel AE, Gardner RW, Goeckner-Wald N, Gualtieri R, Guidi F, Guns S, Halverson NW, Hivon E, Holder GP, Holzappel WL, Hood JC, Huang N, Knox L, Korman M, Kuo CL, Lee AT, Lowitz AE, Lu C, Millea M, Montgomery J, Nakato Y, Natoli T, Noble GI, Novosad V, Omori Y, Padin S, Pan Z, Paschos P, Prabhu K, Quan W, Rahimi M, Rahlin A, Reichardt CL, Rouble M, Ruhl JE, Schiappucci E, Smecher G, Sobrin JA, Stark AA, Stephen J, Suzuki A, Tandoi C, Thompson KL, Thorne B, Tucker C, Umilta C, Vieira JD, Wang G, Whitehorn N, Wu WLK, Yefremenko V, Young MR, Zebrowski JA, SPT-3G Collaboration. 2023 Measurement of the CMB temperature power spectrum and constraints on cosmology from the SPT-3G 2018 T T , T E , and E E dataset. *Phys. Rev. D* **108**, 023510. ([10.1103/PhysRevD.108.023510](https://doi.org/10.1103/PhysRevD.108.023510))
 14. Aiola S, Calabrese E, Maurin L, Naess S, Schmitt BL, Abitbol MH, Addison GE, Ade PAR, Alonso D, Amiri M, Amodeo S, Angile E, Austermann JE, Baildon T, Battaglia N, Beall JA, Bean R, Becker DT, Bond JR, Bruno SM, Calafut V, Campusano LE, Carrero F, Chesmore GE, Cho Hm, Choi SK, Clark SE, Cothard NF, Crichton D, Crowley KT, Darwish O, Datta R, Denison EV, Devlin MJ, Duell CJ, Duff SM, Duivenvoorden AJ, Dunkley J, Dünner R, Essinger-Hileman T, Fankhanel M, Ferraro S, Fox AE, Fuzia B, Gallardo PA, Gluscevic V, Golec JE, Grace E, Gralla M, Guan Y, Hall K, Halpern M, Han D, Hargrave P, Hasselfield M, Helton JM, Henderson S, Hensley B, Hill JC, Hilton GC, Hilton M, Hincks AD, Hložek R, Ho SPP, Hubmayr J, Huffenberger KM, Hughes JP, Infante L, Irwin K, Jackson R, Klein J, Knowles K, Koopman B, Kosowsky A, Lakey V, Li D, Li Y, Li Z, Lokken M, Louis T, Lungu M, MacInnis A, Madhavacheril M, Maldonado F, Mallaby-Kay M, Marsden D, McMahon J, Menanteau F, Moodley K, Morton T, Namikawa T, Nati F, Newburgh L, Nibarger JP, Nicola A, Niemack MD, Nolte MR, Orłowski-Sherer J, Page LA, Pappas CG, Partridge B, Phakathi P, Pisano G, Prince H, Puddu R, Qu FJ, Rivera J, Robertson N, Rojas F, Salatino M, Schaan E, Schillaci A, Sehgal N, Sherwin BD, Sierra C, Sievers J, Sifton C, Sikhosana P, Simon S, Spergel DN, Staggs ST, Stevens J, Storer E, Sunder DD, Switzer ER, Thorne B, Thornton R, Trac H, Treu J, Tucker C, Vale LR, Van Engelen A, Van Lanen J, Vavagiakis EM, Wagoner K, Wang Y, Ward JT, Wollack EJ, Xu Z, Zago F, Zhu N. 2020 The Atacama Cosmology Telescope: DR4 maps and cosmological parameters. *J. Cosmology Astropart. Phys.* **2020**, 047. ([10.1088/1475-7516/2020/12/047](https://doi.org/10.1088/1475-7516/2020/12/047))
 15. Choi SK, Hasselfield M, Ho SPP, Koopman B, Lungu M, Abitbol MH, Addison GE, Ade PAR, Aiola S, Alonso D, Amiri M, Amodeo S, Angile E, Austermann JE, Baildon T, Battaglia N, Beall JA, Bean R, Becker DT, Bond JR, Bruno SM, Calabrese E, Calafut V, Campusano LE, Carrero F, Chesmore GE, Cho Hm, Clark SE, Cothard NF, Crichton D, Crowley KT, Darwish O, Datta R, Denison EV, Devlin MJ, Duell CJ, Duff SM, Duivenvoorden AJ, Dunkley J, Dünner R, Essinger-Hileman T, Fankhanel M, Ferraro S, Fox AE, Fuzia B, Gallardo PA, Gluscevic V, Golec JE, Grace E, Gralla M, Guan Y, Hall K, Halpern M, Han D, Hargrave P, Henderson S, Hensley B, Hill JC, Hilton GC, Hilton M, Hincks AD, Hložek R, Hubmayr J, Huffenberger KM, Hughes JP, Infante L, Irwin K, Jackson R, Klein J, Knowles K, Kosowsky A, Lakey V, Li D, Li Y, Li Z, Lokken M,

- Louis T, MacInnis A, Madhavacheril M, Maldonado F, Mallaby-Kay M, Marsden D, Maurin L, McMahon J, Menanteau F, Moodley K, Morton T, Naess S, Namikawa T, Nati F, Newburgh L, Nibarger JP, Nicola A, Niemack MD, Nolta MR, Orłowski-Sherer J, Page LA, Pappas CG, Partridge B, Phakathi P, Prince H, Puddu R, Qu FJ, Rivera J, Robertson N, Rojas F, Salatino M, Schaan E, Schillaci A, Schmitt BL, Sehgal N, Sherwin BD, Sierra C, Sievers J, Sifon C, Sikhosana P, Simon S, Spergel DN, Staggs ST, Stevens J, Storer E, Sunder DD, Switzer ER, Thorne B, Thornton R, Trac H, Treu J, Tucker C, Vale LR, Van Engelen A, Van Lanen J, Vavagiakis EM, Wagoner K, Wang Y, Ward JT, Wollack EJ, Xu Z, Zago F, Zhu N. 2020 The Atacama Cosmology Telescope: a measurement of the Cosmic Microwave Background power spectra at 98 and 150 GHz. *J. Cosmology Astropart. Phys.* **2020**, 045. ([10.1088/1475-7516/2020/12/045](https://doi.org/10.1088/1475-7516/2020/12/045))
16. Hill JC, Calabrese E, Aiola S, Battaglia N, Bolliet B, Choi SK, Devlin MJ, Duivenvoorden AJ, Dunkley J, Ferraro S, Gallardo PA, Gluscevic V, Hasselfield M, Hilton M, Hincks AD, Hložek R, Koopman BJ, Kosowsky A, La Posta A, Louis T, Madhavacheril MS, McMahon J, Moodley K, Naess S, Natale U, Nati F, Newburgh L, Niemack MD, Page LA, Partridge B, Qu FJ, Salatino M, Schillaci A, Sehgal N, Sherwin BD, Sifón C, Spergel DN, Staggs ST, Storer ER, van Engelen A, Vavagiakis EM, Wollack EJ, Xu Z. 2022 Atacama Cosmology Telescope: Constraints on prerecombination early dark energy. *Phys. Rev. D* **105**, 123536. ([10.1103/PhysRevD.105.123536](https://doi.org/10.1103/PhysRevD.105.123536))
 17. Ivanov MM, Simonović M, Zaldarriaga M. 2020 Cosmological parameters from the BOSS galaxy power spectrum. *J. Cosmology Astropart. Phys.* **2020**, 042. ([10.1088/1475-7516/2020/05/042](https://doi.org/10.1088/1475-7516/2020/05/042))
 18. d'Amico G, Gleyzes J, Kokron N, Markovic K, Senatore L, Zhang P, Beutler F, Gil-Marín H. 2020 The cosmological analysis of the SDSS/BOSS data from the Effective Field Theory of Large-Scale Structure. *J. Cosmology Astropart. Phys.* **2020**, 005. ([10.1088/1475-7516/2020/05/005](https://doi.org/10.1088/1475-7516/2020/05/005))
 19. Alam S, Aubert M, Avila S, Bland C, Bautista JE, Bershadsky MA, Bizyaev D, Blanton MR, Bolton AS, Bovy J, Brinkmann J, Brownstein JR, Burtin E, Chabanier S, Chapman MJ, Choi PD, Chuang CH, Comparat J, Cousinou MC, Cuceu A, Dawson KS, de la Torre S, de Mattia A, Agathe VdS, des Bourboux HdM, Escoffier S, Etourneau T, Farr J, Font-Ribera A, Frinchaboy PM, Fromenteau S, Gil-Marín H, Le Goff JM, Gonzalez-Morales AX, Gonzalez-Perez V, Grabowski K, Guy J, Hawken AJ, Hou J, Kong H, Parker J, Klaene M, Kneib JP, Lin S, Long D, Lyke BW, de la Macorra A, Martini P, Masters K, Mohammad FG, Moon J, Mueller EM, Muñoz-Gutiérrez A, Myers AD, Nadathur S, Neveux R, Newman JA, Noterdaeme P, Oravetz A, Oravetz D, Palanque-Delabrouille N, Pan K, Paviot R, Percival WJ, Pérez-Ràfols I, Petitjean P, Pieri MM, Prakash A, Raichoor A, Ravoux C, Rezaie M, Rich J, Ross AJ, Rossi G, Ruggeri R, Ruhlmann-Kleider V, Sánchez AG, Sánchez FJ, Sánchez-Gallego JR, Sayres C, Schneider DP, Seo HJ, Shafieloo A, Slosar A, Smith A, Stermer J, Tamone A, Tinker JL, Tojeiro R, Vargas-Magaña M, Variu A, Wang Y, Weaver BA, Weijmans AM, Yèche C, Zarrouk P, Zhao C, Zhao GB, Zheng Z. 2021 Completed SDSS-IV extended Baryon Oscillation Spectroscopic Survey: Cosmological implications from two decades of spectroscopic surveys at the Apache Point Observatory. *Phys. Rev. D* **103**, 083533. ([10.1103/PhysRevD.103.083533](https://doi.org/10.1103/PhysRevD.103.083533))
 20. Fernandez MA, Bird S, Ho MF. 2024 Cosmological constraints from the eBOSS Lyman- α forest using the PRIYA simulations. *J. Cosmology Astropart. Phys.* **2024**, 029. ([10.1088/1475-7516/2024/07/029](https://doi.org/10.1088/1475-7516/2024/07/029))
 21. de Belsunce R, Philcox OHE, Iršič V, McDonald P, Guy J, Palanque-Delabrouille N. 2024 The 3D Lyman- α forest power spectrum from eBOSS DR16. *MNRAS* **533**, 3756–3770. ([10.1093/mnras/stae2035](https://doi.org/10.1093/mnras/stae2035))
 22. Bocquet S, Grandis S, Bleem LE, Klein M, Mohr JJ, Schrabback T, Abbott TMC, Ade PAR, Aguena M, Alarcon A, Allam S, Allen SW, Alves O, Amon A, Anderson AJ, Annis J, Ansarinejad B, Austermann JE, Avila S, Bacon D, Bayliss M, Beall JA, Bechtol K, Becker MR, Bender AN, Benson BA, Bernstein GM, Bhargava S, Bianchini F, Brodwin M, Brooks D, Bryant L, Campos A, Canning REA, Carlstrom JE, Carnero Rosell A, Carrasco Kind M, Carretero J, Castander FJ, Cawthon R, Chang CL, Chang C, Chaubal P, Chen R, Chiang HC, Choi A, Chou TL, Citron R, Corbett Moran C, Cordero J, Costanzi M, Crawford TM, Crites AT, da Costa LN, Pereira MES, Davis C, Davis TM, DeRose J, Desai S, de Haan T, Diehl HT, Dobbs MA, Dodelson S, Doux C, Drlica-Wagner A, Eckert K, Elvin-Poole J, Everett S, Everett W, Ferrero I, Ferté A, Flores AM, Frieman J, Gallicchio J, García-Bellido J, Gatti M, George EM, Giannini G, Gladders MD, Gruen D, Gruendl RA, Gupta N, Gutierrez G, Halverson NW, Harrison I,

- Hartley WG, Herner K, Hinton SR, Holder GP, Hollowood DL, Holzapfel WL, Honscheid K, Hrubes JD, Huang N, Hubmayr J, Huff EM, Huterer D, Irwin KD, James DJ, Jarvis M, Khullar G, Kim K, Knox L, Kraft R, Krause E, Kuehn K, Kuropatkin N, Kéruszoré F, Lahav O, Lee AT, Leget PF, Li D, Lin H, Lowitz A, MacCrann N, Mahler G, Mantz A, Marshall JL, McCullough J, McDonald M, McMahon JJ, Mena-Fernández J, Menanteau F, Meyer SS, Miquel R, Montgomery J, Myles J, Natoli T, Navarro-Alsina A, Nibarger JP, Noble GI, Novosad V, Ogando RLC, Omori Y, Padin S, Pandey S, Paschos P, Patil S, Pieres A, Plazas Malagón AA, Porredon A, Prat J, Pryke C, Raveri M, Reichardt CL, Roberson J, Rollins RP, Romero C, Roodman A, Ruhl JE, Rykoff ES, Saliwanchik BR, Salvati L, Sánchez C, Sanchez E, Sanchez Cid D, Saro A, Schaffer KK, Secco LF, Sevilla-Noarbe I, Sharon K, Sheldon E, Shin T, Sievers C, Smecher G, Smith M, Somboonpanyakul T, Sommer M, Stalder B, Stark AA, Stephen J, Strazzullo V, Suchyta E, Tarle G, To C, Troxel MA, Tucker C, Tutusaus I, Varga TN, Veach T, Vieira JD, Vikhlinin A, von der Linden A, Wang G, Weaverdyck N, Weller J, Whitehorn N, Wu WLK, Yanny B, Yefremenko V, Yin B, Young M, Zebrowski JA, Zhang Y, Zohren H, Zuntz J, (SPT, DES Collaborations). 2024 SPT clusters with DES and HST weak lensing. II. Cosmological constraints from the abundance of massive halos. *Phys. Rev. D* **110**, 083510. ([10.1103/PhysRevD.110.083510](https://doi.org/10.1103/PhysRevD.110.083510))
23. Ghirardini V, Bulbul E, Artis E, Clerc N, Garrel C, Grandis S, Kluge M, Liu A, Bahar YE, Balzer F, Chiu I, Comparat J, Gruen D, Kleinebreil F, Krippendorf S, Merloni A, Nandra K, Okabe N, Pacaud F, Predehl P, Ramos-Ceja ME, Reiprich TH, Sanders JS, Schrabback T, Seppi R, Zelter S, Zhang X, Bornemann W, Brunner H, Burwitz V, Coutinho D, Dennerl K, Freyberg M, Friedrich S, Gaida R, Gueguen A, Haberl F, Kink W, Lamer G, Li X, Liu T, Maitra C, Meidinger N, Mueller S, Miyatake H, Miyazaki S, Robrade J, Schwobe A, Stewart I. 2024 The SRG/eROSITA all-sky survey: Cosmology constraints from cluster abundances in the western Galactic hemisphere. *A&A* **689**, A298. ([10.1051/0004-6361/202348852](https://doi.org/10.1051/0004-6361/202348852))
24. Abbott TMC, Aguena M, Alarcon A, Allam S, Alves O, Amon A, Andrade-Oliveira F, Annis J, Avila S, Bacon D, Baxter E, Bechtol K, Becker MR, Bernstein GM, Bhargava S, Birrer S, Blazek J, Brandao-Souza A, Bridle SL, Brooks D, Buckley-Geer E, Burke DL, Camacho H, Campos A, Carnero Rosell A, Carrasco Kind M, Carretero J, Castander FJ, Cawthon R, Chang C, Chen A, Chen R, Choi A, Conselice C, Cordero J, Costanzi M, Croce M, da Costa LN, da Silva Pereira ME, Davis C, Davis TM, De Vicente J, DeRose J, Desai S, Di Valentino E, Diehl HT, Dietrich JP, Dodelson S, Doel P, Doux C, Drlica-Wagner A, Eckert K, Eifler TF, Elsner F, Elvin-Poole J, Everett S, Evrard AE, Fang X, Farahi A, Fernandez E, Ferrero I, Ferté A, Fosalba P, Friedrich O, Frieman J, García-Bellido J, Gatti M, Gaztanaga E, Gerdes DW, Giannantonio T, Giannini G, Gruen D, Gruendl RA, Gschwend J, Gutierrez G, Harrison I, Hartley WG, Herner K, Hinton SR, Hollowood DL, Honscheid K, Hoyle B, Huff EM, Huterer D, Jain B, James DJ, Jarvis M, Jeffrey N, Jeltema T, Kovacs A, Krause E, Kron R, Kuehn K, Kuropatkin N, Lahav O, Leget PF, Lemos P, Liddle AR, Lidman C, Lima M, Lin H, MacCrann N, Maia MAG, Marshall JL, Martini P, McCullough J, Melchior P, Mena-Fernández J, Menanteau F, Miquel R, Mohr JJ, Morgan R, Muir J, Myles J, Nadathur S, Navarro-Alsina A, Nichol RC, Ogando RLC, Omori Y, Palmese A, Pandey S, Park Y, Paz-Chinchón F, Petravick D, Pieres A, Plazas Malagón AA, Porredon A, Prat J, Raveri M, Rodriguez-Monroy M, Rollins RP, Romer AK, Roodman A, Rosenfeld R, Ross AJ, Rykoff ES, Samuroff S, Sánchez C, Sanchez E, Sanchez J, Sanchez Cid D, Scarpine V, Schubnell M, Scolnic D, Secco LF, Serrano S, Sevilla-Noarbe I, Sheldon E, Shin T, Smith M, Soares-Santos M, Suchyta E, Swanson MEC, Tabbutt M, Tarle G, Thomas D, To C, Troja A, Troxel MA, Tucker DL, Tutusaus I, Varga TN, Walker AR, Weaverdyck N, Wechsler R, Weller J, Yanny B, Yin B, Zhang Y, Zuntz J, DES Collaboration. 2022 Dark Energy Survey Year 3 results: Cosmological constraints from galaxy clustering and weak lensing. *Phys. Rev. D* **105**, 023520. ([10.1103/PhysRevD.105.023520](https://doi.org/10.1103/PhysRevD.105.023520))
25. Li X, Miyatake H, Luo W, More S, Oguri M, Hamana T, Mandelbaum R, Shirasaki M, Takada M, Armstrong R, Kannawadi A, Takita S, Miyazaki S, Nishizawa AJ, Plazas Malagon AA, Strauss MA, Tanaka M, Yoshida N. 2022 The three-year shear catalog of the Subaru Hyper Suprime-Cam SSP Survey. *PASJ* **74**, 421–459. ([10.1093/pasj/psac006](https://doi.org/10.1093/pasj/psac006))
26. Dalal R, Li X, Nicola A, Zuntz J, Strauss MA, Sugiyama S, Zhang T, Rau MM, Mandelbaum R, Takada M, More S, Miyatake H, Kannawadi A, Shirasaki M, Taniguchi T, Takahashi R, Osato K, Hamana T, Oguri M, Nishizawa AJ, Malagón AAP, Sunayama T, Alonso D, Slosar A, Luo W, Armstrong R, Bosch J, Hsieh BC, Komiyama Y, Lupton RH, Lust NB, MacArthur LA, Miyazaki S, Murayama H, Nishimichi T, Okura Y, Price PA, Tait PJ, Tanaka M, Wang

- SY. 2023 Hyper Suprime-Cam Year 3 results: Cosmology from cosmic shear power spectra. *Phys. Rev. D* **108**, 123519. ([10.1103/PhysRevD.108.123519](https://doi.org/10.1103/PhysRevD.108.123519))
27. Sugiyama S, Miyatake H, More S, Li X, Shirasaki M, Takada M, Kobayashi Y, Takahashi R, Nishimichi T, Nishizawa AJ, Rau MM, Zhang T, Dalal R, Mandelbaum R, Strauss MA, Hamana T, Oguri M, Osato K, Kannawadi A, Hsieh BC, Luo W, Armstrong R, Bosch J, Komiyama Y, Lupton RH, Lust NB, Miyazaki S, Murayama H, Okura Y, Price PA, Tait PJ, Tanaka M, Wang SY. 2023 Hyper Suprime-Cam Year 3 results: Cosmology from galaxy clustering and weak lensing with HSC and SDSS using the minimal bias model. *Phys. Rev. D* **108**, 123521. ([10.1103/PhysRevD.108.123521](https://doi.org/10.1103/PhysRevD.108.123521))
 28. Miyatake H, Sugiyama S, Takada M, Nishimichi T, Li X, Shirasaki M, More S, Kobayashi Y, Nishizawa AJ, Rau MM, Zhang T, Takahashi R, Dalal R, Mandelbaum R, Strauss MA, Hamana T, Oguri M, Osato K, Luo W, Kannawadi A, Hsieh BC, Armstrong R, Bosch J, Komiyama Y, Lupton RH, Lust NB, MacArthur LA, Miyazaki S, Murayama H, Okura Y, Price PA, Sunayama T, Tait PJ, Tanaka M, Wang SY. 2023 Hyper Suprime-Cam Year 3 results: Cosmology from galaxy clustering and weak lensing with HSC and SDSS using the emulator based halo model. *Phys. Rev. D* **108**, 123517. ([10.1103/PhysRevD.108.123517](https://doi.org/10.1103/PhysRevD.108.123517))
 29. Heymans C, Tröster T, Asgari M, Blake C, Hildebrandt H, Joachimi B, Kuijken K, Lin CA, Sánchez AG, van den Busch JL, Wright AH, Amon A, Bilicki M, de Jong J, Crocce M, Dvornik A, Erben T, Fortuna MC, Getman F, Giblin B, Glazebrook K, Hoekstra H, Joudaki S, Kannawadi A, Köhlinger F, Lidman C, Miller L, Napolitano NR, Parkinson D, Schneider P, Shan H, Valentijn EA, Verdoes Kleijn G, Wolf C. 2021 KiDS-1000 Cosmology: Multi-probe weak gravitational lensing and spectroscopic galaxy clustering constraints. *A&A* **646**, A140. ([10.1051/0004-6361/202039063](https://doi.org/10.1051/0004-6361/202039063))
 30. Carlstrom JE, Holder GP, Reese ED. 2002 Cosmology with the Sunyaev-Zel'dovich Effect. *ARA&A* **40**, 643–680. ([10.1146/annurev.astro.40.060401.093803](https://doi.org/10.1146/annurev.astro.40.060401.093803))
 31. Mroczkowski T, Nagai D, Basu K, Chluba J, Sayers J, Adam R, Churazov E, Crites A, Di Mascolo L, Eckert D, Macias-Perez J, Mayet F, Perotto L, Pointecouteau E, Romero C, Ruppin F, Scannapieco E, ZuHone J. 2019 Astrophysics with the Spatially and Spectrally Resolved Sunyaev-Zeldovich Effects. A Millimetre/Submillimetre Probe of the Warm and Hot Universe. *Space Sci. Rev.* **215**, 17. ([10.1007/s11214-019-0581-2](https://doi.org/10.1007/s11214-019-0581-2))
 32. Smith KM, Madhavacheril MS, Münchmeyer M, Ferraro S, Giri U, Johnson MC. 2018 KSZ tomography and the bispectrum. *arXiv e-prints* p. arXiv:1810.13423.
 33. Münchmeyer M, Madhavacheril MS, Ferraro S, Johnson MC, Smith KM. 2019 Constraining local non-Gaussianities with kinetic Sunyaev-Zel'dovich tomography. *Phys. Rev. D* **100**, 083508. ([10.1103/PhysRevD.100.083508](https://doi.org/10.1103/PhysRevD.100.083508))
 34. Madhavacheril MS, Battaglia N, Smith KM, Sievers JL. 2019 Cosmology with kSZ: breaking the optical depth degeneracy with Fast Radio Bursts. *arXiv e-prints* p. arXiv:1901.02418. ([10.48550/arXiv.1901.02418](https://doi.org/10.48550/arXiv.1901.02418))
 35. Lewis A, Challinor A. 2006 Weak gravitational lensing of the CMB. *Phys. Rep.* **429**, 1–65. ([10.1016/j.physrep.2006.03.002](https://doi.org/10.1016/j.physrep.2006.03.002))
 36. Jain B, Seljak U. 1997 Cosmological Model Predictions for Weak Lensing: Linear and Nonlinear Regimes. *ApJ* **484**, 560–573. ([10.1086/304372](https://doi.org/10.1086/304372))
 37. Planck Collaboration, Aghanim N, Akrami Y, Arroja F, Ashdown M, Aumont J, Baccigalupi C, Ballardini M, Banday AJ, Barreiro RB, Bartolo N, Basak S, Battye R, Benabed K, Bernard JP, Bersanelli M, Bielewicz P, Bock JJ, Bond JR, Borrill J, Bouchet FR, Boulanger F, Bucher M, Burigana C, Butler RC, Calabrese E, Cardoso JF, Carron J, Casaponsa B, Challinor A, Chiang HC, Colombo LPL, Combet C, Contreras D, Crill BP, Cuttaia F, de Bernardis P, de Zotti G, Delabrouille J, Delouis JM, Désert FX, Di Valentino E, Dickinson C, Diego JM, Donzelli S, Doré O, Douspis M, Ducout A, Dupac X, Efstathiou G, Elsner F, Enßlin TA, Eriksen HK, Falgarone E, Fantaye Y, Fergusson J, Fernandez-Cobos R, Finelli F, Forastieri F, Frailis M, Franceschi E, Frolov A, Galeotta S, Galli S, Ganga K, Génova-Santos RT, Gerbino M, Ghosh T, González-Nuevo J, Górski KM, Gratton S, Gruppuso A, Gudmundsson JE, Hamann J, Handley W, Hansen FK, Helou G, Herranz D, Hildebrandt SR, Hivon E, Huang Z, Jaffe AH, Jones WC, Karacki A, Keihänen E, Keskitalo R, Kiiveri K, Kim J, Kisner TS, Knox L, Krachmalnicoff N, Kunz M, Kurki-Suonio H, Lagache G, Lamarre JM, Langer M, Lasenby A, Lattanzi M, Lawrence CR, Le Jeune M, Leahy JP, Lesgourgues J, Levrier F, Lewis A, Liguori M, Lilje PB, Lilley M, Lindholm V, López-Cañiegos M, Lubin PM, Ma YZ, Macías-Pérez JF, Maggio G, Maino D, Mandolesi N, Mangilli A, Marcos-Caballero A, Maris M, Martin PG, Martinelli

- M, Martínez-González E, Matarrese S, Mauri N, McEwen JD, Meerburg PD, Meinhold PR, Melchiorri A, Mennella A, Migliaccio M, Millea M, Mitra S, Miville-Deschênes MA, Molinari D, Moneti A, Montier L, Morgante G, Moss A, Mottet S, Münchmeyer M, Natoli P, Nørgaard-Nielsen HU, Oxborrow CA, Pagano L, Paoletti D, Partridge B, Patanchon G, Pearson TJ, Peel M, Peiris HV, Perrotta F, Pettorino V, Piacentini F, Polastri L, Polenta G, Puget JL, Rachen JP, Reinecke M, Remazeilles M, Renault C, Renzi A, Rocha G, Rosset C, Roudier G, Rubiño-Martín JA, Ruiz-Granados B, Salvati L, Sandri M, Savelainen M, Scott D, Shellard EPS, Shiraishi M, Sirignano C, Sirri G, Spencer LD, Sunyaev R, Suur-Uski AS, Tauber JA, Tavagnacco D, Tenti M, Terenzi L, Toffolatti L, Tomasi M, Trombetti T, Valiviita J, Van Tent B, Vibert L, Vielva P, Villa F, Vittorio N, Wandelt BD, Wehus IK, White M, White SDM, Zacchei A, Zonca A. 2020 Planck 2018 results. I. Overview and the cosmological legacy of Planck. *A&A* **641**, A1. ([10.1051/0004-6361/201833880](https://doi.org/10.1051/0004-6361/201833880))
38. Huterer D. 2023 Growth of cosmic structure. *A&A Rev.* **31**, 2. ([10.1007/s00159-023-00147-4](https://doi.org/10.1007/s00159-023-00147-4))
39. Eisenstein DJ, Hu W. 1999 Power Spectra for Cold Dark Matter and Its Variants. *ApJ* **511**, 5–15. ([10.1086/306640](https://doi.org/10.1086/306640))
40. Eisenstein DJ, Hu W. 1998 Baryonic Features in the Matter Transfer Function. *ApJ* **496**, 605–614. ([10.1086/305424](https://doi.org/10.1086/305424))
41. Lewis A, Challinor A, Lasenby A. 2000 Efficient Computation of Cosmic Microwave Background Anisotropies in Closed Friedmann-Robertson-Walker Models. *ApJ* **538**, 473–476. ([10.1086/309179](https://doi.org/10.1086/309179))
42. Lesgourgues J. 2011 The Cosmic Linear Anisotropy Solving System (CLASS) I: Overview. *arXiv e-prints* p. arXiv:1104.2932. ([10.48550/arXiv.1104.2932](https://doi.org/10.48550/arXiv.1104.2932))
43. Spurio Mancini A, Piras D, Alsing J, Joachimi B, Hobson MP. 2022 COSMOPOWER: emulating cosmological power spectra for accelerated Bayesian inference from next-generation surveys. *MNRAS* **511**, 1771–1788. ([10.1093/mnras/stac064](https://doi.org/10.1093/mnras/stac064))
44. Bolliet B, Spurio Mancini A, Hill JC, Madhavacheril M, Jense HT, Calabrese E, Dunkley J. 2024 High-accuracy emulators for observables in Λ CDM, N_{eff} , Σm_ν , and w cosmologies. *MNRAS* **531**, 1351–1370. ([10.1093/mnras/stae1201](https://doi.org/10.1093/mnras/stae1201))
45. Jense HT, Harrison I, Calabrese E, Spurio Mancini A, Bolliet B, Dunkley J, Hill JC. 2024 A complete framework for cosmological emulation and inference with CosmoPower. *arXiv e-prints* p. arXiv:2405.07903. ([10.48550/arXiv.2405.07903](https://doi.org/10.48550/arXiv.2405.07903))
46. Press WH, Schechter P. 1974 Formation of Galaxies and Clusters of Galaxies by Self-Similar Gravitational Condensation. *ApJ* **187**, 425–438. ([10.1086/152650](https://doi.org/10.1086/152650))
47. Boruah SS, Hudson MJ, Lavaux G. 2020 Cosmic flows in the nearby Universe: new peculiar velocities from SNe and cosmological constraints. *MNRAS* **498**, 2703–2718. ([10.1093/mnras/staa2485](https://doi.org/10.1093/mnras/staa2485))
48. Mueller EM, de Bernardis F, Bean R, Niemack MD. 2015 Constraints on Gravity and Dark Energy from the Pairwise Kinematic Sunyaev-Zel’dovich Effect. *ApJ* **808**, 47. ([10.1088/0004-637X/808/1/47](https://doi.org/10.1088/0004-637X/808/1/47))
49. Calafut V, Gallardo PA, Vavagiakis EM, Amodeo S, Aiola S, Austermann JE, Battaglia N, Battistelli ES, Beall JA, Bean R, Bond JR, Calabrese E, Choi SK, Cothard NF, Devlin MJ, Duell CJ, Duff SM, Duivenvoorden AJ, Dunkley J, Dunner R, Ferraro S, Guan Y, Hill JC, Hilton GC, Hilton M, Hložek R, Huber ZB, Hubmayr J, Huppenberger KM, Hughes JP, Koopman BJ, Kosowsky A, Li Y, Lokken M, Madhavacheril M, McMahon J, Moodley K, Naess S, Nati F, Newburgh LB, Niemack MD, Page LA, Partridge B, Schaan E, Schillaci A, Sifón C, Spergel DN, Staggs ST, Ullom JN, Vale LR, Van Engelen A, Van Lanen J, Wollack EJ, Xu Z. 2021 The Atacama Cosmology Telescope: Detection of the pairwise kinematic Sunyaev-Zel’dovich effect with SDSS DR15 galaxies. *Phys. Rev. D* **104**, 043502. ([10.1103/PhysRevD.104.043502](https://doi.org/10.1103/PhysRevD.104.043502))
50. Bartelmann M, Schneider P. 2001 Weak gravitational lensing. *Phys. Rep.* **340**, 291–472. ([10.1016/S0370-1573\(00\)00082-X](https://doi.org/10.1016/S0370-1573(00)00082-X))
51. Omori Y, Chown R, Simard G, Story KT, Aylor K, Baxter EJ, Benson BA, Bleem LE, Carlstrom JE, Chang CL, Cho HM, Crawford TM, Crites AT, de Haan T, Dobbs MA, Everett WB, George EM, Halverson NW, Harrington NL, Holder GP, Hou Z, Holzzapfel WL, Hrubes JD, Knox L, Lee AT, Leitch EM, Luong-Van D, Manzotti A, Marrone DP, McMahon JJ, Meyer SS, Mocalu LM, Mohr JJ, Natoli T, Padin S, Pryke C, Reichardt CL, Ruhl JE, Sayre JT, Schaffer KK, Shirokoff E, Staniszewski Z, Stark AA, Vanderlinde K, Vieira JD, Williamson R, Zahn O. 2017 A 2500 deg² CMB Lensing Map from Combined South Pole Telescope and Planck Data. *ApJ* **849**, 124. ([10.3847/1538-4357/aa8d1d](https://doi.org/10.3847/1538-4357/aa8d1d))

52. McCarthy F, Hill JC, Madhavacheril MS. 2022 Baryonic feedback biases on fundamental physics from lensed CMB power spectra. *Phys. Rev. D* **105**, 023517. ([10.1103/PhysRevD.105.023517](https://doi.org/10.1103/PhysRevD.105.023517))
53. Huterer D, Takada M, Bernstein G, Jain B. 2006 Systematic errors in future weak-lensing surveys: requirements and prospects for self-calibration. *MNRAS* **366**, 101–114. ([10.1111/j.1365-2966.2005.09782.x](https://doi.org/10.1111/j.1365-2966.2005.09782.x))
54. Heymans C, Van Waerbeke L, Bacon D, Berge J, Bernstein G, Bertin E, Bridle S, Brown ML, Clowe D, Dahle H, Erben T, Gray M, Hetterscheidt M, Hoekstra H, Hudelot P, Jarvis M, Kuijken K, Margoniner V, Massey R, Mellier Y, Nakajima R, Refregier A, Rhodes J, Schrabback T, Wittman D. 2006 The Shear Testing Programme - I. Weak lensing analysis of simulated ground-based observations. *MNRAS* **368**, 1323–1339. ([10.1111/j.1365-2966.2006.10198.x](https://doi.org/10.1111/j.1365-2966.2006.10198.x))
55. Sheldon ES, Becker MR, MacCrann N, Jarvis M. 2020 Mitigating Shear-dependent Object Detection Biases with Metacalibration. *ApJ* **902**, 138. ([10.3847/1538-4357/abb595](https://doi.org/10.3847/1538-4357/abb595))
56. Bolzonella M, Miralles JM, Pelló R. 2000 Photometric redshifts based on standard SED fitting procedures. *A&A* **363**, 476–492. ([10.48550/arXiv.astro-ph/0003380](https://doi.org/10.48550/arXiv.astro-ph/0003380))
57. Newman JA, Gruen D. 2022 Photometric Redshifts for Next-Generation Surveys. *ARA&A* **60**, 363–414. ([10.1146/annurev-astro-032122-014611](https://doi.org/10.1146/annurev-astro-032122-014611))
58. Blazek JA, MacCrann N, Troxel MA, Fang X. 2019 Beyond linear galaxy alignments. *Phys. Rev. D* **100**, 103506. ([10.1103/PhysRevD.100.103506](https://doi.org/10.1103/PhysRevD.100.103506))
59. Chen SF, Kokron N. 2024 A Lagrangian theory for galaxy shape statistics. *J. Cosmology Astropart. Phys.* **2024**, 027. ([10.1088/1475-7516/2024/01/027](https://doi.org/10.1088/1475-7516/2024/01/027))
60. Abbott TMC, Aguena M, Alarcon A, Alves O, Amon A, Andrade-Oliveira F, Annis J, Ansarinejad B, Avila S, Bacon D, Baxter EJ, Bechtol K, Becker MR, Benson BA, Bernstein GM, Bertin E, Blazek J, Bleem LE, Bocquet S, Brooks D, Buckley-Geer E, Burke DL, Camacho H, Campos A, Carlstrom JE, Carnero Rosell A, Carrasco Kind M, Carretero J, Cawthon R, Chang C, Chang CL, Chen R, Choi A, Chown R, Conselice C, Cordero J, Costanzi M, Crawford T, Crites AT, Croce M, da Costa LN, Davis C, Davis TM, de Haan T, De Vicente J, DeRose J, Desai S, Diehl HT, Dobbs MA, Dodelson S, Doel P, Doux C, Drlica-Wagner A, Eckert K, Eifler TF, Elsner F, Elvin-Poole J, Everett S, Everett W, Fang X, Ferrero I, Ferté A, Flaughner B, Fosalba P, Friedrich O, Frieman J, García-Bellido J, Gatti M, George EM, Giannantonio T, Giannini G, Gruen D, Gruendl RA, Gschwend J, Gutierrez G, Halverson NW, Harrison I, Herner K, Hinton SR, Holder GP, Hollowood DL, Holzzapfel WL, Honscheid K, Hrubes JD, Huang H, Huff EM, Huterer D, Jain B, James DJ, Jarvis M, Jeltema T, Kent S, Knox L, Kovacs A, Krause E, Kuehn K, Kuropatkin N, Lahav O, Lee AT, Leget PF, Lemos P, Liddle AR, Lidman C, Luong-Van D, McMahon JJ, MacCrann N, March M, Marshall JL, Martini P, McCullough J, Melchior P, Menanteau F, Meyer SS, Miquel R, Mocuano L, Mohr JJ, Morgan R, Muir J, Myles J, Natoli T, Navarro-Alsina A, Nichol RC, Omori Y, Padin S, Pandey S, Park Y, Paz-Chinchón F, Pereira MES, Pieres A, Plazas Malagón AA, Porredon A, Prat J, Pryke C, Raveri M, Reichardt CL, Rollins RP, Romer AK, Roodman A, Rosenfeld R, Ross AJ, Ruhl JE, Rykoff ES, Sánchez C, Sanchez E, Sanchez J, Schaffer KK, Secco LF, Sevilla-Noarbe I, Sheldon E, Shin T, Shirokoff E, Smith M, Staniszewski Z, Stark AA, Suchyta E, Swanson MEC, Tarle G, To C, Troxel MA, Tutusaus I, Varga TN, Vieira JD, Weaverdyck N, Wechsler RH, Weller J, Williamson R, Wu WLK, Yanny B, Yin B, Zhang Y, Zuntz J, DES, SPT Collaborations. 2023 Joint analysis of Dark Energy Survey Year 3 data and CMB lensing from SPT and Planck. III. Combined cosmological constraints. *Phys. Rev. D* **107**, 023531. ([10.1103/PhysRevD.107.023531](https://doi.org/10.1103/PhysRevD.107.023531))
61. Newman JA. 2008 Calibrating Redshift Distributions beyond Spectroscopic Limits with Cross-Correlations. *ApJ* **684**, 88–101. ([10.1086/589982](https://doi.org/10.1086/589982))
62. Farren GS, Krolewski A, MacCrann N, Ferraro S, Abril-Cabezas I, An R, Atkins Z, Battaglia N, Bond JR, Calabrese E, Choi SK, Darwish O, Devlin MJ, Duivenvoorden AJ, Dunkley J, Hill JC, Hilton M, Huffenberger KM, Kim J, Louis T, Madhavacheril MS, Marques GA, McMahon J, Moodley K, Page LA, Partridge B, Qu FJ, Schaan E, Sehgal N, Sherwin BD, Sifón C, Staggs ST, Van Engelen A, Vargas C, Wenzl L, White M, Wollack EJ. 2024 The Atacama Cosmology Telescope: Cosmology from Cross-correlations of unWISE Galaxies and ACT DR6 CMB Lensing. *ApJ* **966**, 157. ([10.3847/1538-4357/ad31a5](https://doi.org/10.3847/1538-4357/ad31a5))
63. Hand N, Leauthaud A, Das S, Sherwin BD, Addison GE, Bond JR, Calabrese E, Charbonnier A, Devlin MJ, Dunkley J, Erben T, Hajian A, Halpern M, Harnois-Déraps J, Heymans C, Hildebrandt H, Hincks AD, Kneib JP, Kosowsky A, Makler M, Miller L, Moodley K, Moraes B, Niemack MD, Page LA, Partridge B, Sehgal N, Shan H, Sievers JL, Spergel

- DN, Staggs ST, Switzer ER, Taylor JE, Van Waerbeke L, Welker C, Wollack EJ. 2015 First measurement of the cross-correlation of CMB lensing and galaxy lensing. *Phys. Rev. D* **91**, 062001. ([10.1103/PhysRevD.91.062001](https://doi.org/10.1103/PhysRevD.91.062001))
64. Liu J, Hill JC. 2015 Cross-correlation of Planck CMB lensing and CFHTLenS galaxy weak lensing maps. *Phys. Rev. D* **92**, 063517. ([10.1103/PhysRevD.92.063517](https://doi.org/10.1103/PhysRevD.92.063517))
 65. Kirk D, Omori Y, Benoit-Lévy A, Cawthon R, Chang C, Larsen P, Amara A, Bacon D, Crawford TM, Dodelson S, Fosalba P, Giannantonio T, Holder G, Jain B, Kacprzak T, Lahav O, MacCrann N, Nicola A, Refregier A, Sheldon E, Story KT, Troxel MA, Vieira JD, Vikram V, Zuntz J, Abbott TMC, Abdalla FB, Becker MR, Benson BA, Bernstein GM, Bernstein RA, Bleem LE, Bonnett C, Bridle SL, Brooks D, Buckley-Geer E, Burke DL, Capozzi D, Carlstrom JE, Rosell AC, Kind MC, Carretero J, Crocce M, Cunha CE, D'Andrea CB, da Costa LN, Desai S, Diehl HT, Dietrich JP, Doel P, Eifler TF, Evrard AE, Flaugher B, Frieman J, Gerdes DW, Goldstein DA, Gruen D, Gruendl RA, Honscheid K, James DJ, Jarvis M, Kent S, Kuehn K, Kuropatkin N, Lima M, March M, Martini P, Melchior P, Miller CJ, Miquel R, Nichol RC, Ogando R, Plazas AA, Reichardt CL, Roodman A, Roza E, Rykoff ES, Sako M, Sanchez E, Scarpine V, Schubnell M, Sevilla-Noarbe I, Simard G, Smith RC, Soares-Santos M, Sobreira F, Suchyta E, Swanson MEC, Tarle G, Thomas D, Wechsler RH, Weller J. 2016 Cross-correlation of gravitational lensing from DES Science Verification data with SPT and Planck lensing. *MNRAS* **459**, 21–34. ([10.1093/mnras/stw570](https://doi.org/10.1093/mnras/stw570))
 66. Omori Y, Giannantonio T, Porredon A, Baxter EJ, Chang C, Crocce M, Fosalba P, Alarcon A, Banik N, Blazek J, Bleem LE, Bridle SL, Cawthon R, Choi A, Chown R, Crawford T, Dodelson S, Drlica-Wagner A, Eifler TF, Elvin-Poole J, Friedrich O, Gruen D, Holder GP, Huterer D, Jain B, Jarvis M, Kirk D, Kokron N, Krause E, MacCrann N, Muir J, Prat J, Reichardt CL, Ross AJ, Roza E, Rykoff ES, Sánchez C, Secco LF, Simard G, Wechsler RH, Zuntz J, Abbott TMC, Abdalla FB, Allam S, Avila S, Aylor K, Benson BA, Bernstein GM, Bertin E, Bianchini F, Brooks D, Buckley-Geer E, Burke DL, Carlstrom JE, Carnero Rosell A, Carrasco Kind M, Carretero J, Castander FJ, Chang CL, Cho HM, Crites AT, Cunha CE, da Costa LN, de Haan T, Davis C, De Vicente J, Desai S, Diehl HT, Dietrich JP, Dobbs MA, Everett WB, Doel P, Estrada J, Flaugher B, Frieman J, García-Bellido J, Gaztanaga E, Gerdes DW, George EM, Gruendl RA, Gschwend J, Gutierrez G, Halverson NW, Harrington NL, Hartley WG, Hollowood DL, Holzzapfel WL, Honscheid K, Hou Z, Hoyle B, Hrubes JD, James DJ, Jeltema T, Kuehn K, Kuropatkin N, Lee AT, Leitch EM, Lima M, Luong-Van D, Manzotti A, Marrone DP, Marshall JL, McMahon JJ, Melchior P, Menanteau F, Meyer SS, Miller CJ, Miquel R, Mocanu LM, Mohr JJ, Natoli T, Padin S, Plazas AA, Pryke C, Romer AK, Roodman A, Ruhl JE, Sanchez E, Scarpine V, Schaffer KK, Schubnell M, Serrano S, Sevilla-Noarbe I, Shirokoff E, Smith M, Soares-Santos M, Sobreira F, Staniszewski Z, Stark AA, Story KT, Suchyta E, Swanson MEC, Tarle G, Thomas D, Troxel MA, Vanderlinde K, Vieira JD, Walker AR, Wu WLK, Zahn O, DES Collaboration, SPT Collaboration. 2019 Dark Energy Survey Year 1 Results: Tomographic cross-correlations between Dark Energy Survey galaxies and CMB lensing from South Pole Telescope +Planck. *Phys. Rev. D* **100**, 043501. ([10.1103/PhysRevD.100.043501](https://doi.org/10.1103/PhysRevD.100.043501))
 67. Harnois-Déraps J, Tröster T, Hojjati A, van Waerbeke L, Asgari M, Choi A, Erben T, Heymans C, Hildebrandt H, Kitching TD, Miller L, Nakajima R, Viola M, Arnouts S, Coupon J, Moutard T. 2016 CFHTLenS and RCSLenS cross-correlation with Planck lensing detected in fourier and configuration space. *MNRAS* **460**, 434–457. ([10.1093/mnras/stw947](https://doi.org/10.1093/mnras/stw947))
 68. Marques GA, Liu J, Huffenberger KM, Colin Hill J. 2020 Cross-correlation between Subaru Hyper Suprime-Cam Galaxy Weak Lensing and Planck Cosmic Microwave Background Lensing. *ApJ* **904**, 182. ([10.3847/1538-4357/abc003](https://doi.org/10.3847/1538-4357/abc003))
 69. Robertson NC, Alonso D, Harnois-Déraps J, Darwish O, Kannawadi A, Amon A, Asgari M, Bilicki M, Calabrese E, Choi SK, Devlin MJ, Dunkley J, Dvornik A, Erben T, Ferraro S, Fortuna MC, Giblin B, Han D, Heymans C, Hildebrandt H, Hill JC, Hilton M, Ho SPP, Hoekstra H, Hubmayr J, Hughes JP, Joachimi B, Joudaki S, Knowles K, Kuijken K, Madhavacheril MS, Moodley K, Miller L, Namikawa T, Nati F, Niemack MD, Page LA, Partridge B, Schaan E, Schillaci A, Schneider P, Sehgal N, Sherwin BD, Sifón C, Staggs ST, Tröster T, van Engelen A, Valentijn E, Wollack EJ, Wright AH, Xu Z. 2021 Strong detection of the CMB lensing and galaxy weak lensing cross-correlation from ACT-DR4, Planck Legacy, and KiDS-1000. *A&A* **649**, A146. ([10.1051/0004-6361/202039975](https://doi.org/10.1051/0004-6361/202039975))
 70. Chang C, Omori Y, Baxter EJ, Doux C, Choi A, Pandey S, Alarcon A, Alves O, Amon A, Andrade-Oliveira F, Bechtol K, Becker MR, Bernstein GM, Bianchini F, Blazek J, Bleem LE,

- Camacho H, Campos A, Carnero Rosell A, Carrasco Kind M, Cawthon R, Chen R, Cordero J, Crawford TM, Crocce M, Davis C, DeRose J, Dodelson S, Drlica-Wagner A, Eckert K, Eifler TF, Elsner F, Elvin-Poole J, Everett S, Fang X, Ferté A, Fosalba P, Friedrich O, Gatti M, Giannini G, Gruen D, Gruendl RA, Harrison I, Herner K, Huang H, Huff EM, Huterer D, Jarvis M, Kovacs A, Krause E, Kuropatkin N, Leget PF, Lemos P, Liddle AR, MacCrann N, McCullough J, Muir J, Myles J, Navarro-Alsina A, Park Y, Porredon A, Prat J, Raveri M, Rollins RP, Roodman A, Rosenfeld R, Ross AJ, Rykoff ES, Sánchez C, Sanchez J, Secco LF, Sevilla-Noarbe I, Sheldon E, Shin T, Troxel MA, Tutusaus I, Varga TN, Weaverdyck N, Wechsler RH, Wu WLK, Yanny B, Yin B, Zhang Y, Zuntz J, Abbott TMC, Aguena M, Allam S, Annis J, Bacon D, Benson BA, Bertin E, Bocquet S, Brooks D, Burke DL, Carlstrom JE, Carretero J, Chang CL, Chown R, Costanzi M, da Costa LN, Crites AT, Pereira MES, de Haan T, De Vicente J, Desai S, Diehl HT, Dobbs MA, Doel P, Everett W, Ferrero I, Flaugher B, Friedel D, Frieman J, García-Bellido J, Gaztanaga E, George EM, Giannantonio T, Halverson NW, Hinton SR, Holder GP, Hollowood DL, Holzapfel WL, Honscheid K, Hrubes JD, James DJ, Knox L, Kuehn K, Lahav O, Lee AT, Lima M, Luong-Van D, March M, McMahon JJ, Melchior P, Menanteau F, Meyer SS, Miquel R, Mocuano L, Mohr JJ, Morgan R, Natoli T, Padin S, Palmese A, Paz-Chinchón F, Pieres A, Plazas Malagón AA, Pryke C, Reichardt CL, Rodríguez-Monroy M, Romer AK, Ruhl JE, Sanchez E, Schaffer KK, Schubnell M, Serrano S, Shirokoff E, Smith M, Staniszewski Z, Stark AA, Suchyta E, Tarle G, Thomas D, To C, Vieira JD, Weller J, Williamson R, DES, SPT Collaborations. 2023 Joint analysis of Dark Energy Survey Year 3 data and CMB lensing from SPT and Planck . II. Cross-correlation measurements and cosmological constraints. *Phys. Rev. D* **107**, 023530. ([10.1103/PhysRevD.107.023530](https://doi.org/10.1103/PhysRevD.107.023530))
71. Shaikh S, Harrison I, van Engelen A, Marques GA, Abbott TMC, Aguena M, Alves O, Amon A, An R, Bacon D, Battaglia N, Becker MR, Bernstein GM, Bertin E, Blazek J, Bond JR, Brooks D, Burke DL, Calabrese E, Rosell AC, Carretero J, Cawthon R, Chang C, Chen R, Choi A, Choi SK, da Costa LN, Pereira MES, Darwish O, Davis TM, Desai S, Devlin M, Diehl HT, Doel P, Doux C, Elvin-Poole J, Farren GS, Ferraro S, Ferrero I, Ferté A, Flaugher B, Frieman J, García-Bellido J, Gatti M, Giannini G, Giardiello S, Gruen D, Gruendl RA, Gutierrez G, Hill JC, Hinton SR, Hollowood DL, Honscheid K, Hufferberger KM, Huterer D, James DJ, Jarvis M, Jeffrey N, Jense HT, Knowles K, Kim J, Kramer D, Lahav O, Lee S, Lima M, MacCrann N, Madhavacheril MS, Marshall JL, McCullough J, Mehta Y, Mena-Fernández J, Miquel R, Mohr JJ, Moodley K, Myles J, Navarro-Alsina A, Newburgh L, Niemack MD, Omori Y, Pandey S, Partridge B, Pieres A, Malagón AAP, Porredon A, Prat J, Qu FJ, Robertson N, Rollins RP, Roodman A, Samuroff S, Sánchez C, Sanchez E, Sanchez Cid D, Secco LF, Sehgal N, Sheldon E, Sherwin BD, Shin T, Sifón C, Smith M, Suchyta E, Swanson MEC, Tarle G, Troxel MA, Tutusaus I, Vargas C, Weaverdyck N, Wiseman P, Yamamoto M, Zuntz J, (The ACT, DES Collaborations). 2024 Cosmology from cross-correlation of ACT-DR4 CMB lensing and DES-Y3 cosmic shear. *MNRAS* **528**, 2112–2135. ([10.1093/mnras/stad3987](https://doi.org/10.1093/mnras/stad3987))
72. Abbott TMC, Aguena M, Alarcon A, Alves O, Amon A, Andrade-Oliveira F, Annis J, Ansarinejad B, Avila S, Bacon D, Baxter EJ, Bechtol K, Becker MR, Benson BA, Bernstein GM, Bertin E, Blazek J, Bleem LE, Bocquet S, Brooks D, Buckley-Geer E, Burke DL, Camacho H, Campos A, Carlstrom JE, Carnero Rosell A, Carrasco Kind M, Carretero J, Cawthon R, Chang C, Chang CL, Chen R, Choi A, Chown R, Conselice C, Cordero J, Costanzi M, Crawford T, Crites AT, Crocce M, da Costa LN, Davis C, Davis TM, de Haan T, De Vicente J, DeRose J, Desai S, Diehl HT, Dobbs MA, Dodelson S, Doel P, Doux C, Drlica-Wagner A, Eckert K, Eifler TF, Elsner F, Elvin-Poole J, Everett S, Everett W, Fang X, Ferrero I, Ferté A, Flaugher B, Fosalba P, Friedrich O, Frieman J, García-Bellido J, Gatti M, George EM, Giannantonio T, Giannini G, Gruen D, Gruendl RA, Gschwend J, Gutierrez G, Halverson NW, Harrison I, Herner K, Hinton SR, Holder GP, Hollowood DL, Holzapfel WL, Honscheid K, Hrubes JD, Huang H, Huff EM, Huterer D, Jain B, James DJ, Jarvis M, Jeltema T, Kent S, Knox L, Kovacs A, Krause E, Kuehn K, Kuropatkin N, Lahav O, Lee AT, Leget PF, Lemos P, Liddle AR, Lidman C, Luong-Van D, McMahon JJ, MacCrann N, March M, Marshall JL, Martini P, McCullough J, Melchior P, Menanteau F, Meyer SS, Miquel R, Mocuano L, Mohr JJ, Morgan R, Muir J, Myles J, Natoli T, Navarro-Alsina A, Nichol RC, Omori Y, Padin S, Pandey S, Park Y, Paz-Chinchón F, Pereira MES, Pieres A, Plazas Malagón AA, Porredon A, Prat J, Pryke C, Raveri M, Reichardt CL, Rollins RP, Romer AK, Roodman A, Rosenfeld R, Ross AJ, Ruhl JE, Rykoff ES, Sánchez C, Sanchez E, Sanchez J, Schaffer KK, Secco LF, Sevilla-Noarbe I, Sheldon E, Shin T, Shirokoff

- E, Smith M, Staniszewski Z, Stark AA, Suchyta E, Swanson MEC, Tarle G, To C, Troxel MA, Tutusaus I, Varga TN, Vieira JD, Weaverdyck N, Wechsler RH, Weller J, Williamson R, Wu WLK, Yanny B, Yin B, Zhang Y, Zuntz J, DES, SPT Collaborations. 2023 Joint analysis of Dark Energy Survey Year 3 data and CMB lensing from SPT and Planck. III. Combined cosmological constraints. *Phys. Rev. D* **107**, 023531. ([10.1103/PhysRevD.107.023531](https://doi.org/10.1103/PhysRevD.107.023531))
73. Gatti M, Sheldon E, Amon A, Becker M, Troxel M, Choi A, Doux C, MacCrann N, Navarro-Alsina A, Harrison I, Gruen D, Bernstein G, Jarvis M, Secco LF, Ferte A, Shin T, McCullough J, Rollins RP, Chen R, Chang C, Pandey S, Tutusaus I, Prat J, Elvin-Poole J, Sanchez C, Plazas AA, Roodman A, Zuntz J, Abbott TMC, Aguena M, Allam S, Annis J, Avila S, Bacon D, Bertin E, Bhargava S, Brooks D, Burke DL, Carnero Rosell A, Carrasco Kind M, Carretero J, Castander FJ, Conselice C, Costanzi M, Crocce M, da Costa LN, Davis TM, De Vicente J, Desai S, Diehl HT, Dietrich JP, Doel P, Drlica-Wagner A, Eckert K, Everett S, Ferrero I, Frieman J, Garcia-Bellido J, Gerdes DW, Giannantonio T, Gruendl RA, Gschwend J, Gutierrez G, Hartley WG, Hinton SR, Hollowood DL, Honscheid K, Hoyle B, Huff EM, Huterer D, Jain B, James DJ, Jeltema T, Krause E, Kron R, Kuropatkin N, Lima M, Maia MAG, Marshall JL, Miquel R, Morgan R, Myles J, Palmese A, Paz-Chinchón F, Rykoff ES, Samuroff S, Sanchez E, Scarpine V, Schubnell M, Serrano S, Sevilla-Noarbe I, Smith M, Soares-Santos M, Suchyta E, Swanson MEC, Tarle G, Thomas D, To C, Tucker DL, Varga TN, Wechsler RH, Weller J, Wester W, Wilkinson RD. 2021 Dark energy survey year 3 results: weak lensing shape catalogue. *MNRAS* **504**, 4312–4336. ([10.1093/mnras/stab918](https://doi.org/10.1093/mnras/stab918))
 74. Hu W, Okamoto T. 2002 Mass Reconstruction with Cosmic Microwave Background Polarization. *ApJ* **574**, 566–574. ([10.1086/341110](https://doi.org/10.1086/341110))
 75. Millea M, Daley CM, Chou TL, Anderes E, Ade PAR, Anderson AJ, Austermann JE, Avva JS, Beall JA, Bender AN, Benson BA, Bianchini F, Bleem LE, Carlstrom JE, Chang CL, Chaubal P, Chiang HC, Citron R, Moran CC, Crawford TM, Crites AT, de Haan T, Dobbs MA, Everett W, Gallicchio J, George EM, Goeckner-Wald N, Guns S, Gupta N, Halverson NW, Henning JW, Hilton GC, Holder GP, Holzappel WL, Hrubes JD, Huang N, Hubmayr J, Irwin KD, Knox L, Lee AT, Li D, Lowitz A, McMahon JJ, Meyer SS, Mocuano LM, Montgomery J, Natoli T, Nibarger JP, Noble G, Novosad V, Omori Y, Padin S, Patil S, Pryke C, Reichardt CL, Ruhl JE, Saliwanchik BR, Schaffer KK, Sievers C, Smecher G, Stark AA, Thorne B, Tucker C, Veach T, Vieira JD, Wang G, Whitehorn N, Wu WLK, Yefremenko V. 2021 Optimal Cosmic Microwave Background Lensing Reconstruction and Parameter Estimation with SPTpol Data. *ApJ* **922**, 259. ([10.3847/1538-4357/ac02bb](https://doi.org/10.3847/1538-4357/ac02bb))
 76. Carron J, Lewis A. 2017 Maximum a posteriori CMB lensing reconstruction. *Phys. Rev. D* **96**, 063510. ([10.1103/PhysRevD.96.063510](https://doi.org/10.1103/PhysRevD.96.063510))
 77. Planck Collaboration, Ade PAR, Aghanim N, Arnaud M, Ashdown M, Aumont J, Baccigalupi C, Banday AJ, Barreiro RB, Bartlett JG, et al.. 2016 Planck 2015 results. XV. Gravitational lensing. *A&A* **594**, A15. ([10.1051/0004-6361/201525941](https://doi.org/10.1051/0004-6361/201525941))
 78. Planck Collaboration, Aghanim N, Akrami Y, Ashdown M, Aumont J, Baccigalupi C, Ballardini M, Banday AJ, Barreiro RB, Bartolo N, Basak S, Benabed K, Bernard JP, Bersanelli M, Bielewicz P, Bock JJ, Bond JR, Borrill J, Bouchet FR, Boulanger F, Bucher M, Burigana C, Calabrese E, Cardoso JF, Carron J, Challinor A, Chiang HC, Colombo LPL, Combet C, Crill BP, Cuttaia F, de Bernardis P, de Zotti G, Delabrouille J, Di Valentino E, Diego JM, Doré O, Douspis M, Ducout A, Dupac X, Efstathiou G, Elsner F, Enßlin TA, Eriksen HK, Fantaye Y, Fernandez-Cobos R, Finelli F, Forastieri F, Frailis M, Fraisse AA, Franceschi E, Frolov A, Galeotta S, Galli S, Ganga K, Génova-Santos RT, Gerbino M, Ghosh T, González-Nuevo J, Górski KM, Gratton S, Gruppuso A, Gudmundsson JE, Hamann J, Handley W, Hansen FK, Herranz D, Hivon E, Huang Z, Jaffe AH, Jones WC, Karakci A, Keihänen E, Keskitalo R, Kiiveri K, Kim J, Knox L, Krachmalnicoff N, Kunz M, Kurki-Suonio H, Lagache G, Lamarre JM, Lasenby A, Lattanzi M, Lawrence CR, Le Jeune M, Levrier F, Lewis A, Liguori M, Lilje PB, Lindholm V, López-Caniego M, Lubin PM, Ma YZ, Macías-Pérez JF, Maggio G, Maino D, Mand olesi N, Mangilli A, Marcos-Caballero A, Maris M, Martin PG, Martínez-González E, Matarrese S, Mauri N, McEwen JD, Melchiorri A, Mennella A, Migliaccio M, Miville-Deschênes MA, Molinari D, Moneti A, Montier L, Morgante G, Moss A, Natoli P, Pagano L, Paoletti D, Partridge B, Patanchon G, Perrotta F, Pettorino V, Piacentini F, Polastri L, Polenta G, Puget JL, Rachen JP, Reinecke M, Remazeilles M, Renzi A, Rocha G, Rosset C, Roudier G, Rubiño-Martín JA, Ruiz-Granados B, Salvati L, Sandri M, Savelainen M, Scott D, Sirignano C, Sunyaev R, Suur-Uski AS, Tauber JA, Tavagnacco D, Tenti M, Toffolatti L, Tomasi M, Trombetti

- T, Valiviita J, Van Tent B, Vielva P, Villa F, Vittorio N, Wandelt BD, Wehus IK, White M, White SDM, Zacchei A, Zonca A. 2020 Planck 2018 results. VIII. Gravitational lensing. *A&A* **641**, A8. ([10.1051/0004-6361/201833886](https://doi.org/10.1051/0004-6361/201833886))
79. Carron J, Mirmelstein M, Lewis A. 2022 CMB lensing from Planck PR4 maps. *J. Cosmology Astropart. Phys.* **2022**, 039. ([10.1088/1475-7516/2022/09/039](https://doi.org/10.1088/1475-7516/2022/09/039))
80. Sherwin BD, van Engelen A, Sehgal N, Madhavacheril M, Addison GE, Aiola S, Allison R, Battaglia N, Becker DT, Beall JA, Bond JR, Calabrese E, Datta R, Devlin MJ, Dünner R, Dunkley J, Fox AE, Gallardo P, Halpern M, Hasselfield M, Henderson S, Hill JC, Hilton GC, Hubmayr J, Hughes JP, Hincks AD, Hložek R, Huffenberger KM, Koopman B, Kosowsky A, Louis T, Maurin L, McMahon J, Moodley K, Naess S, Nati F, Newburgh L, Niemack MD, Page LA, Sievers J, Spergel DN, Staggs ST, Thornton RJ, Van Lanen J, Vavagiakis E, Wollack EJ. 2017 Two-season Atacama Cosmology Telescope polarimeter lensing power spectrum. *Phys. Rev. D* **95**, 123529. ([10.1103/PhysRevD.95.123529](https://doi.org/10.1103/PhysRevD.95.123529))
81. Darwish O, Madhavacheril MS, Sherwin BD, Aiola S, Battaglia N, Beall JA, Becker DT, Bond JR, Calabrese E, Choi SK, Devlin MJ, Dunkley J, Dünner R, Ferraro S, Fox AE, Gallardo PA, Guan Y, Halpern M, Han D, Hasselfield M, Hill JC, Hilton GC, Hilton M, Hincks AD, Patty Ho SP, Hubmayr J, Hughes JP, Koopman BJ, Kosowsky A, Van Lanen J, Louis T, Lungu M, MacInnis A, Maurin L, McMahon J, Moodley K, Naess S, Namikawa T, Nati F, Newburgh L, Nibarger JP, Niemack MD, Page LA, Partridge B, Qu FJ, Robertson N, Schillaci A, Schmitt B, Sehgal N, Sifón C, Spergel DN, Staggs S, Storer E, van Engelen A, Wollack EJ. 2021 The Atacama Cosmology Telescope: a CMB lensing mass map over 2100 square degrees of sky and its cross-correlation with BOSS-CMASS galaxies. *MNRAS* **500**, 2250–2263. ([10.1093/mnras/staa3438](https://doi.org/10.1093/mnras/staa3438))
82. Madhavacheril MS, Qu FJ, Sherwin BD, MacCrann N, Li Y, Abril-Cabezas I, Ade PAR, Aiola S, Alford T, Amiri M, Amodeo S, An R, Atkins Z, Austermann JE, Battaglia N, Battistelli ES, Beall JA, Bean R, Beringue B, Bhandarkar T, Biermann E, Bolliet B, Bond JR, Cai H, Calabrese E, Calafut V, Capalbo V, Carrero F, Challinor A, Chesmore GE, Cho Hm, Choi SK, Clark SE, Córdoba Rosado R, Cothard NF, Coughlin K, Coulton W, Crowley KT, Dalal R, Darwish O, Devlin MJ, Dicker S, Doze P, Duell CJ, Duff SM, Duivenvoorden AJ, Dunkley J, Dünner R, Fanfani V, Fankhanel M, Farren G, Ferraro S, Freundt R, Fuzia B, Gallardo PA, Garrido X, Givans J, Gluscevic V, Golec JE, Guan Y, Hall KR, Halpern M, Han D, Harrison I, Hasselfield M, Healy E, Henderson S, Hensley B, Hervías-Caimapo C, Hill JC, Hilton GC, Hilton M, Hincks AD, Hložek R, Ho SPP, Huber ZB, Hubmayr J, Huffenberger KM, Hughes JP, Irwin K, Isopi G, Jense HT, Keller B, Kim J, Knowles K, Koopman BJ, Kosowsky A, Kramer D, Kusiak A, La Posta A, Lague A, Lakey V, Lee E, Li Z, Limon M, Lokken M, Louis T, Lungu M, MacInnis A, Maldonado D, Maldonado F, Mallaby-Kay M, Marques GA, McMahon J, Mehta Y, Menanteau F, Moodley K, Morris TW, Mroczkowski T, Naess S, Namikawa T, Nati F, Newburgh L, Nicola A, Niemack MD, Nolta MR, Orłowski-Scherer J, Page LA, Pandey S, Partridge B, Prince H, Puddu R, Radiconi F, Robertson N, Rojas F, Sakuma T, Salatino M, Schaan E, Schmitt BL, Sehgal N, Shaikh S, Sierra C, Sievers J, Sifón C, Simon S, Sonka R, Spergel DN, Staggs ST, Storer E, Switzer ER, Tampier N, Thornton R, Trac H, Treu J, Tucker C, Ullom J, Vale LR, Van Engelen A, Van Lanen J, van Marrewijk J, Vargas C, Vavagiakis EM, Wagoner K, Wang Y, Wenzl L, Wollack EJ, Xu Z, Zago F, Zheng K. 2024 The Atacama Cosmology Telescope: DR6 Gravitational Lensing Map and Cosmological Parameters. *ApJ* **962**, 113. ([10.3847/1538-4357/acff5f](https://doi.org/10.3847/1538-4357/acff5f))
83. Qu FJ, Sherwin BD, Madhavacheril MS, Han D, Crowley KT, Abril-Cabezas I, Ade PAR, Aiola S, Alford T, Amiri M, Amodeo S, An R, Atkins Z, Austermann JE, Battaglia N, Battistelli ES, Beall JA, Bean R, Beringue B, Bhandarkar T, Biermann E, Bolliet B, Bond JR, Cai H, Calabrese E, Calafut V, Capalbo V, Carrero F, Carron J, Challinor A, Chesmore GE, Cho Hm, Choi SK, Clark SE, Córdoba Rosado R, Cothard NF, Coughlin K, Coulton W, Dalal R, Darwish O, Devlin MJ, Dicker S, Doze P, Duell CJ, Duff SM, Duivenvoorden AJ, Dunkley J, Dünner R, Fanfani V, Fankhanel M, Farren G, Ferraro S, Freundt R, Fuzia B, Gallardo PA, Garrido X, Gluscevic V, Golec JE, Guan Y, Halpern M, Harrison I, Hasselfield M, Healy E, Henderson S, Hensley B, Hervías-Caimapo C, Hill JC, Hilton GC, Hilton M, Hincks AD, Hložek R, Ho SPP, Huber ZB, Hubmayr J, Huffenberger KM, Hughes JP, Irwin K, Isopi G, Jense HT, Keller B, Kim J, Knowles K, Koopman BJ, Kosowsky A, Kramer D, Kusiak A, La Posta A, Lague A, Lakey V, Lee E, Li Z, Li Y, Limon M, Lokken M, Louis T, Lungu M, MacCrann N, MacInnis A, Maldonado D, Maldonado F, Mallaby-Kay M, Marques GA, McMahon J, Mehta Y, Menanteau F, Moodley K,

- Morris TW, Mroczkowski T, Naess S, Namikawa T, Nati F, Newburgh L, Nicola A, Niemack MD, Nolte MR, Orłowski-Scherer J, Page LA, Pandey S, Partridge B, Prince H, Puddu R, Radiconi F, Robertson N, Rojas F, Sakuma T, Salatino M, Schaan E, Schmitt BL, Sehgal N, Shaikh S, Sierra C, Sievers J, Sifón C, Simon S, Sonka R, Spergel DN, Staggs ST, Storer E, Switzer ER, Tampier N, Thornton R, Trac H, Treu J, Tucker C, Ullom J, Vale LR, Van Engelen A, Van Lanen J, van Marrewijk J, Vargas C, Vavagiakis EM, Wagoner K, Wang Y, Wenzl L, Wollack EJ, Xu Z, Zago F, Zheng K. 2024 The Atacama Cosmology Telescope: A Measurement of the DR6 CMB Lensing Power Spectrum and Its Implications for Structure Growth. *ApJ* **962**, 112. ([10.3847/1538-4357/acfe06](https://doi.org/10.3847/1538-4357/acfe06))
84. Pan Z, Bianchini F, Wu WLK, Ade PAR, Ahmed Z, Anderes E, Anderson AJ, Ansarinejad B, Archipley M, Aylor K, Balkenhol L, Barry PS, Basu Thakur R, Benabed K, Bender AN, Benson BA, Bleem LE, Bouchet FR, Bryant L, Byrum K, Camphuis E, Carlstrom JE, Carter FW, Cecil TW, Chang CL, Chaubal P, Chen G, Chichura PM, Cho HM, Chou TL, Cliche JF, Coerver A, Crawford TM, Cukierman A, Daley C, de Haan T, Denison EV, Dibert KR, Ding J, Dobbs MA, Doussot A, Dutcher D, Everett W, Feng C, Ferguson KR, Fichman K, Foster A, Fu J, Galli S, Gambrel AE, Gardner RW, Ge F, Goeckner-Wald N, Gualtieri R, Guidi F, Guns S, Gupta N, Halverson NW, Harke-Hosemann AH, Harrington NL, Henning JW, Hilton GC, Hivon E, Holder GP, Holzapfel WL, Hood JC, Howe D, Huang N, Irwin KD, Jeong O, Jonas M, Jones A, Kéruzoré F, Khaire TS, Knox L, Kofman AM, Korman M, Kubik DL, Kuhlmann S, Kuo CL, Lee AT, Leitch EM, Levy K, Lowitz AE, Lu C, Maniyar A, Menanteau F, Meyer SS, Michalik D, Millea M, Montgomery J, Nadolski A, Nakato Y, Natoli T, Nguyen H, Noble GI, Novosad V, Omori Y, Padin S, Paschos P, Pearson J, Posada CM, Prabhu K, Quan W, Raghunathan S, Rahimi M, Rahlin A, Reichardt CL, Riebel D, Riedel B, Ruhl JE, Sayre JT, Schiappucci E, Shirokoff E, Smecher G, Sobrin JA, Stark AA, Stephen J, Story KT, Suzuki A, Takakura S, Tandoi C, Thompson KL, Thorne B, Trendafilova C, Tucker C, Umilta C, Vale LR, Vanderlinde K, Vieira JD, Wang G, Whitehorn N, Yefremenko V, Yoon KW, Young MR, Zebrowski JA. 2023 Measurement of gravitational lensing of the cosmic microwave background using SPT-3G 2018 data. *Phys. Rev. D* **108**, 122005. ([10.1103/PhysRevD.108.122005](https://doi.org/10.1103/PhysRevD.108.122005))
85. Wu WLK, Mocuano LM, Ade PAR, Anderson AJ, Austermann JE, Avva JS, Beall JA, Bender AN, Benson BA, Bianchini F, Bleem LE, Carlstrom JE, Chang CL, Chiang HC, Citron R, Corbett Moran C, Crawford TM, Crites AT, de Haan T, Dobbs MA, Everett W, Gallicchio J, George EM, Gilbert A, Gupta N, Halverson NW, Harrington N, Henning JW, Hilton GC, Holder GP, Holzapfel WL, Hou Z, Hrubes JD, Huang N, Hubmayr J, Irwin KD, Knox L, Lee AT, Li D, Lowitz A, Manzotti A, McMahon JJ, Meyer SS, Millea M, Montgomery J, Nadolski A, Natoli T, Nibarger JP, Noble GI, Novosad V, Omori Y, Padin S, Patil S, Pryke C, Reichardt CL, Ruhl JE, Saliwanchik BR, Sayre JT, Schaffer KK, Sievers C, Simard G, Smecher G, Stark AA, Story KT, Tucker C, Vanderlinde K, Veach T, Vieira JD, Wang G, Whitehorn N, Yefremenko V. 2019 A Measurement of the Cosmic Microwave Background Lensing Potential and Power Spectrum from 500 deg² of SPTpol Temperature and Polarization Data. *ApJ* **884**, 70. ([10.3847/1538-4357/ab4186](https://doi.org/10.3847/1538-4357/ab4186))
86. Omori Y, Chown R, Simard G, Story KT, Aylor K, Baxter EJ, Benson BA, Bleem LE, Carlstrom JE, Chang CL, Cho HM, Crawford TM, Crites AT, de Haan T, Dobbs MA, Everett WB, George EM, Halverson NW, Harrington NL, Holder GP, Hou Z, Holzapfel WL, Hrubes JD, Knox L, Lee AT, Leitch EM, Luong-Van D, Manzotti A, Marrone DP, McMahon JJ, Meyer SS, Mocuano LM, Mohr JJ, Natoli T, Padin S, Pryke C, Reichardt CL, Ruhl JE, Sayre JT, Schaffer KK, Shirokoff E, Staniszewski Z, Stark AA, Vanderlinde K, Vieira JD, Williamson R, Zahn O. 2017 A 2500 deg² CMB Lensing Map from Combined South Pole Telescope and Planck Data. *ApJ* **849**, 124. ([10.3847/1538-4357/aa8d1d](https://doi.org/10.3847/1538-4357/aa8d1d))
87. Namikawa T, Hanson D, Takahashi R. 2013 Bias-hardened CMB lensing. *MNRAS* **431**, 609–620. ([10.1093/mnras/stt195](https://doi.org/10.1093/mnras/stt195))
88. Kesden M, Cooray A, Kamionkowski M. 2003 Lensing reconstruction with CMB temperature and polarization. *Phys. Rev. D* **67**, 123507. ([10.1103/PhysRevD.67.123507](https://doi.org/10.1103/PhysRevD.67.123507))
89. Hanson D, Challinor A, Efstathiou G, Bielewicz P. 2011 CMB temperature lensing power reconstruction. *Phys. Rev. D* **83**, 043005. ([10.1103/PhysRevD.83.043005](https://doi.org/10.1103/PhysRevD.83.043005))
90. Sehgal N, Bode P, Das S, Hernandez-Monteagudo C, Huffenberger K, Lin YT, Ostriker JP, Trac H. 2010 Simulations of the Microwave Sky. *ApJ* **709**, 920–936. ([10.1088/0004-637X/709/2/920](https://doi.org/10.1088/0004-637X/709/2/920))
91. van Engelen A, Bhattacharya S, Sehgal N, Holder GP, Zahn O, Nagai D. 2014 CMB Lensing Power Spectrum Biases from Galaxies and Clusters Using High-angular Resolution

- Temperature Maps. *ApJ* **786**, 13. ([10.1088/0004-637X/786/1/13](https://doi.org/10.1088/0004-637X/786/1/13))
92. Osborne SJ, Hanson D, Doré O. 2014 Extragalactic foreground contamination in temperature-based CMB lens reconstruction. *J. Cosmology Astropart. Phys.* **2014**, 024. ([10.1088/1475-7516/2014/03/024](https://doi.org/10.1088/1475-7516/2014/03/024))
 93. Sailer N, Schaan E, Ferraro S. 2020 Lower bias, lower noise CMB lensing with foreground-hardened estimators. *Phys. Rev. D* **102**, 063517. ([10.1103/PhysRevD.102.063517](https://doi.org/10.1103/PhysRevD.102.063517))
 94. Schaan E, Ferraro S. 2019 Foreground-Immune Cosmic Microwave Background Lensing with Shear-Only Reconstruction. *Phys. Rev. Lett.* **122**, 181301. ([10.1103/PhysRevLett.122.181301](https://doi.org/10.1103/PhysRevLett.122.181301))
 95. Qu FJ, Challinor A, Sherwin BD. 2023 CMB lensing with shear-only reconstruction on the full sky. *Phys. Rev. D* **108**, 063518. ([10.1103/PhysRevD.108.063518](https://doi.org/10.1103/PhysRevD.108.063518))
 96. Madhavacheril MS, Hill JC. 2018 Mitigating foreground biases in CMB lensing reconstruction using cleaned gradients. *Phys. Rev. D* **98**, 023534. ([10.1103/PhysRevD.98.023534](https://doi.org/10.1103/PhysRevD.98.023534))
 97. Darwish O, Madhavacheril MS, Sherwin BD, Aiola S, Battaglia N, Beall JA, Becker DT, Bond JR, Calabrese E, Choi SK, Devlin MJ, Dunkley J, Dünner R, Ferraro S, Fox AE, Gallardo PA, Guan Y, Halpern M, Han D, Hasselfield M, Hill JC, Hilton GC, Hilton M, Hincks AD, Patty Ho SP, Hubmayr J, Hughes JP, Koopman BJ, Kosowsky A, Van Lanen J, Louis T, Lungu M, MacInnis A, Maurin L, McMahan J, Moodley K, Naess S, Namikawa T, Nati F, Newburgh L, Nibarger JP, Niemack MD, Page LA, Partridge B, Qu FJ, Robertson N, Schillaci A, Schmitt B, Sehgal N, Sifón C, Spergel DN, Staggs S, Storer E, van Engelen A, Wollack EJ. 2021 The Atacama Cosmology Telescope: a CMB lensing mass map over 2100 square degrees of sky and its cross-correlation with BOSS-CMASS galaxies. *MNRAS* **500**, 2250–2263. ([10.1093/mnras/staa3438](https://doi.org/10.1093/mnras/staa3438))
 98. Abylkairov YS, Darwish O, Hill JC, Sherwin BD. 2021 Partially constrained internal linear combination: A method for low-noise CMB foreground mitigation. *Phys. Rev. D* **103**, 103510. ([10.1103/PhysRevD.103.103510](https://doi.org/10.1103/PhysRevD.103.103510))
 99. MacCrann N, Sherwin BD, Qu FJ, Namikawa T, Madhavacheril MS, Abril-Cabezas I, An R, Austermann JE, Battaglia N, Battistelli ES, Beall JA, Bolliet B, Bond JR, Cai H, Calabrese E, Coulton WR, Darwish O, Duff SM, Duivenvoorden AJ, Dunkley J, Farren GS, Ferraro S, Golec JE, Guan Y, Han D, Hervías-Caimapo C, Hill JC, Hilton M, Hložek R, Hubmayr J, Kim J, Li Z, Kosowsky A, Louis T, McMahan J, Marques GA, Moodley K, Naess S, Niemack MD, Page L, Partridge B, Schaan E, Sehgal N, Sifón C, Wollack EJ, Salatino M, Ullom JN, Van Lanen J, Van Engelen A, Wenzl L. 2024 The Atacama Cosmology Telescope: Mitigating the Impact of Extragalactic Foregrounds for the DR6 Cosmic Microwave Background Lensing Analysis. *ApJ* **966**, 138. ([10.3847/1538-4357/ad2610](https://doi.org/10.3847/1538-4357/ad2610))
 100. Sailer N, Schaan E, Ferraro S, Darwish O, Sherwin B. 2021 Optimal multifrequency weighting for CMB lensing. *Phys. Rev. D* **104**, 123514. ([10.1103/PhysRevD.104.123514](https://doi.org/10.1103/PhysRevD.104.123514))
 101. Darwish O, Sherwin BD, Sailer N, Schaan E, Ferraro S. 2023 Optimizing foreground mitigation for CMB lensing with combined multifrequency and geometric methods. *Phys. Rev. D* **107**, 043519. ([10.1103/PhysRevD.107.043519](https://doi.org/10.1103/PhysRevD.107.043519))
 102. Pan Z, Bianchini F, Wu WLK, Ade PAR, Ahmed Z, Anderes E, Anderson AJ, Ansarinejad B, Archipley M, Aylor K, Balkenhol L, Barry PS, Basu Thakur R, Benabed K, Bender AN, Benson BA, Bleem LE, Bouchet FR, Bryant L, Byrum K, Camphuis E, Carlstrom JE, Carter FW, Cecil TW, Chang CL, Chaubal P, Chen G, Chichura PM, Cho HM, Chou TL, Cliche JF, Coerver A, Crawford TM, Cukierman A, Daley C, de Haan T, Denison EV, Dibert KR, Ding J, Dobbs MA, Doussot A, Dutcher D, Everett W, Feng C, Ferguson KR, Fichman K, Foster A, Fu J, Galli S, Gambrel AE, Gardner RW, Ge F, Goeckner-Wald N, Gualtieri R, Guidi F, Guns S, Gupta N, Halverson NW, Harke-Hosemann AH, Harrington NL, Henning JW, Hilton GC, Hivon E, Holder GP, Holzapfel WL, Hood JC, Howe D, Huang N, Irwin KD, Jeong O, Jonas M, Jones A, Kéruzoré F, Khaire TS, Knox L, Kofman AM, Korman M, Kubik DL, Kuhlmann S, Kuo CL, Lee AT, Leitch EM, Levy K, Lowitz AE, Lu C, Maniyar A, Menanteau F, Meyer SS, Michalik D, Millea M, Montgomery J, Nadolski A, Nakato Y, Natoli T, Nguyen H, Noble GI, Novosad V, Omori Y, Padin S, Paschos P, Pearson J, Posada CM, Prabhu K, Quan W, Raghunathan S, Rahimi M, Rahlin A, Reichardt CL, Riebel D, Riedel B, Ruhl JE, Sayre JT, Schiappucci E, Shirokoff E, Smecher G, Sobrin JA, Stark AA, Stephen J, Story KT, Suzuki A, Takakura S, Tandoi C, Thompson KL, Thorne B, Trendafilova C, Tucker C, Umilta C, Vale LR, Vanderlinde K, Vieira JD, Wang G, Whitehorn N, Yefremenko V, Yoon KW, Young MR, Zebrowski JA. 2023 Measurement of gravitational lensing of the cosmic microwave background using SPT-3G 2018 data. *Phys. Rev. D* **108**, 122005. ([10.1103/PhysRevD.108.122005](https://doi.org/10.1103/PhysRevD.108.122005))

103. Atkins Z, Duivenvoorden AJ, Coulton WR, Qu FJ, Aiola S, Calabrese E, Chesmore GE, Choi SK, Devlin MJ, Dunkley J, Hervías-Caimapo C, Guan Y, Posta AL, Li Z, Louis T, Madhavacheril MS, Moodley K, Naess S, Nati F, Niemack MD, Page L, Puddu R, Salatino M, Sifón C, Staggs ST, Vargas C, Vavagiakis EM, Wollack EJ. 2023 The Atacama Cosmology Telescope: map-based noise simulations for DR6. *J. Cosmology Astropart. Phys.* **2023**, 073. ([10.1088/1475-7516/2023/11/073](https://doi.org/10.1088/1475-7516/2023/11/073))
104. Namikawa T, Hanson D, Takahashi R. 2013 Bias-hardened CMB lensing. *MNRAS* **431**, 609–620. ([10.1093/mnras/stt195](https://doi.org/10.1093/mnras/stt195))
105. Madhavacheril MS, Smith KM, Sherwin BD, Naess S. 2020 CMB lensing power spectrum estimation without instrument noise bias. *arXiv e-prints* p. arXiv:2011.02475. ([10.48550/arXiv.2011.02475](https://doi.org/10.48550/arXiv.2011.02475))
106. Groh JC, Ahmed Z, Henderson SW, Hubmayr J, Mates JAB, Silva-Feaver M, Ullom J, Yu C. 2024 Crosstalk Effects in Microwave SQUID Multiplexed TES Bolometer Readout. *Journal of Low Temperature Physics*. ([10.1007/s10909-024-03126-w](https://doi.org/10.1007/s10909-024-03126-w))
107. Mirmelstein M, Fabbian G, Lewis A, Peloton J. 2021 Instrumental systematics biases in CMB lensing reconstruction: A simulation-based assessment. *Phys. Rev. D* **103**, 123540. ([10.1103/PhysRevD.103.123540](https://doi.org/10.1103/PhysRevD.103.123540))
108. Madhavacheril MS, Qu FJ, Sherwin BD, MacCrann N, Li Y, Abril-Cabezas I, Ade PAR, Aiola S, Alford T, Amiri M, Amodeo S, An R, Atkins Z, Austermann JE, Battaglia N, Battistelli ES, Beall JA, Bean R, Beringue B, Bhandarkar T, Biermann E, Bolliet B, Bond JR, Cai H, Calabrese E, Calafut V, Capalbo V, Carrero F, Challinor A, Chesmore GE, Cho Hm, Choi SK, Clark SE, Córdova Rosado R, Cothard NF, Coughlin K, Coulton W, Crowley KT, Dalal R, Darwish O, Devlin MJ, Dicker S, Doze P, Duell CJ, Duff SM, Duivenvoorden AJ, Dunkley J, Dünner R, Fanfani V, Fankhanel M, Farren G, Ferraro S, Freundt R, Fuzia B, Gallardo PA, Garrido X, Givans J, Gluscevic V, Golec JE, Guan Y, Hall KR, Halpern M, Han D, Harrison I, Hasselfield M, Healy E, Henderson S, Hensley B, Hervías-Caimapo C, Hill JC, Hilton GC, Hilton M, Hincks AD, Hložek R, Ho SPP, Huber ZB, Hubmayr J, Huffenberger KM, Hughes JP, Irwin K, Isopi G, Jense HT, Keller B, Kim J, Knowles K, Koopman BJ, Kosowsky A, Kramer D, Kusiak A, La Posta A, Lague A, Lakey V, Lee E, Li Z, Limon M, Lokken M, Louis T, Lungu M, MacInnis A, Maldonado D, Maldonado F, Mallaby-Kay M, Marques GA, McMahon J, Mehta Y, Menanteau F, Moodley K, Morris TW, Mroczkowski T, Naess S, Namikawa T, Nati F, Newburgh L, Nicola A, Niemack MD, Nolta MR, Orłowski-Scherer J, Page LA, Pandey S, Partridge B, Prince H, Puddu R, Radiconi F, Robertson N, Rojas F, Sakuma T, Salatino M, Schaan E, Schmitt BL, Sehgal N, Shaikh S, Sierra C, Sievers J, Sifón C, Simon S, Sonka R, Spergel DN, Staggs ST, Storer E, Switzer ER, Tampier N, Thornton R, Trac H, Treu J, Tucker C, Ullom J, Vale LR, Van Engelen A, Van Lanen J, van Marrewijk J, Vargas C, Vavagiakis EM, Wagoner K, Wang Y, Wenzl L, Wollack EJ, Xu Z, Zago F, Zheng K. 2024 The Atacama Cosmology Telescope: DR6 Gravitational Lensing Map and Cosmological Parameters. *ApJ* **962**, 113. ([10.3847/1538-4357/acff5f](https://doi.org/10.3847/1538-4357/acff5f))
109. Mossa V, Stöckel K, Cavanna F, Ferraro F, Aliotta M, Barile F, Bemmerer D, Best A, Boeltzig A, Brogini C, Bruno CG, Cacioli A, Chillery T, Ciani GF, Corvisiero P, Csedreki L, Davinson T, Depalo R, Di Leva A, Elekes Z, Fiore EM, Formicola A, Fülöp Z, Gervino G, Guglielmetti A, Gustavino C, Gyürky G, Imbriani G, Junker N, Kievsky A, Kochanek I, Lugaro M, Marcucci LE, Mangano G, Marigo P, Masha E, Menegazzo R, Pantaleo FR, Patricchio V, Perrino R, Piatti D, Pisanti O, Prati P, Schiavulli L, Straniero O, Szücs T, Takács MP, Trezzi D, Viviani M, Zavatarelli S. 2020 The baryon density of the Universe from an improved rate of deuterium burning. *Nature* **587**, 210–213. ([10.1038/s41586-020-2878-4](https://doi.org/10.1038/s41586-020-2878-4))
110. Das S, Sherwin BD, Aguirre P, Appel JW, Bond JR, Carvalho CS, Devlin MJ, Dunkley J, Dünner R, Essinger-Hileman T, Fowler JW, Hajian A, Halpern M, Hasselfield M, Hincks AD, Hložek R, Huffenberger KM, Hughes JP, Irwin KD, Klein J, Kosowsky A, Lupton RH, Marriage TA, Marsden D, Menanteau F, Moodley K, Niemack MD, Nolta MR, Page LA, Parker L, Reese ED, Schmitt BL, Sehgal N, Sievers J, Spergel DN, Staggs ST, Swetz DS, Switzer ER, Thornton R, Visnjic K, Wollack E. 2011 Detection of the Power Spectrum of Cosmic Microwave Background Lensing by the Atacama Cosmology Telescope. *Phys. Rev. Lett.* **107**, 021301. ([10.1103/PhysRevLett.107.021301](https://doi.org/10.1103/PhysRevLett.107.021301))
111. van Engelen A, Keisler R, Zahn O, Aird KA, Benson BA, Bleem LE, Carlstrom JE, Chang CL, Cho HM, Crawford TM, Crites AT, de Haan T, Dobbs MA, Dudley J, George EM, Halverson NW, Holder GP, Holzzapfel WL, Hoover S, Hou Z, Hrubes JD, Joy M, Knox L, Lee AT, Leitch

- EM, Lueker M, Luong-Van D, McMahon JJ, Mehl J, Meyer SS, Millea M, Mohr JJ, Montroy TE, Natoli T, Padin S, Plagge T, Pryke C, Reichardt CL, Ruhl JE, Sayre JT, Schaffer KK, Shaw L, Shirokoff E, Spieler HG, Staniszewski Z, Stark AA, Story K, Vanderlinde K, Vieira JD, Williamson R. 2012 A Measurement of Gravitational Lensing of the Microwave Background Using South Pole Telescope Data. *ApJ* **756**, 142. ([10.1088/0004-637X/756/2/142](https://doi.org/10.1088/0004-637X/756/2/142))
112. Story KT, Hanson D, Ade PAR, Aird KA, Austermann JE, Beall JA, Bender AN, Benson BA, Bleem LE, Carlstrom JE, Chang CL, Chiang HC, Cho HM, Citron R, Crawford TM, Crites AT, de Haan T, Dobbs MA, Everett W, Gallicchio J, Gao J, George EM, Gilbert A, Halverson NW, Harrington N, Henning JW, Hilton GC, Holder GP, Holzapfel WL, Hoover S, Hou Z, Hrubes JD, Huang N, Hubmayr J, Irwin KD, Keisler R, Knox L, Lee AT, Leitch EM, Li D, Liang C, Luong-Van D, McMahon JJ, Mehl J, Meyer SS, Mocuano L, Montroy TE, Natoli T, Nibarger JP, Novosad V, Padin S, Pryke C, Reichardt CL, Ruhl JE, Saliwanchik BR, Sayre JT, Schaffer KK, Smecher G, Stark AA, Tucker C, Vanderlinde K, Vieira JD, Wang G, Whitehorn N, Yefremenko V, Zahn O. 2015 A Measurement of the Cosmic Microwave Background Gravitational Lensing Potential from 100 Square Degrees of SPTpol Data. *ApJ* **810**, 50. ([10.1088/0004-637X/810/1/50](https://doi.org/10.1088/0004-637X/810/1/50))
113. Planck Collaboration, Ade PAR, Aghanim N, Armitage-Caplan C, Arnaud M, Ashdown M, Atrio-Barandela F, Aumont J, Baccigalupi C, Banday AJ, et al.. 2014 Planck 2013 results. XVII. Gravitational lensing by large-scale structure. *A&A* **571**, A17. ([10.1051/0004-6361/201321543](https://doi.org/10.1051/0004-6361/201321543))
114. Ade PAR, Akiba Y, Anthony AE, Arnold K, Atlas M, Barron D, Boettger D, Borrill J, Chapman S, Chinone Y, Dobbs M, Elleflot T, Errard J, Fabbian G, Feng C, Flanagan D, Gilbert A, Grainger W, Halverson NW, Hasegawa M, Hattori K, Hazumi M, Holzapfel WL, Hori Y, Howard J, Hyland P, Inoue Y, Jaehnig GC, Jaffe A, Keating B, Kermish Z, Keskitalo R, Kisner T, Le Jeune M, Lee AT, Linder E, Leitch EM, Lungu M, Matsuda F, Matsumura T, Meng X, Miller NJ, Morii H, Moyerman S, Myers MJ, Navaroli M, Nishino H, Paar H, Peloton J, Quealy E, Rebeiz G, Reichardt CL, Richards PL, Ross C, Schanning I, Schenck DE, Sherwin B, Shimizu A, Shimmin C, Shimon M, Siritanasak P, Smecher G, Spieler H, Stebor N, Steinbach B, Stompor R, Suzuki A, Takakura S, Tomaru T, Wilson B, Yadav A, Zahn O, Polarbear Collaboration. 2014 Measurement of the Cosmic Microwave Background Polarization Lensing Power Spectrum with the POLARBEAR Experiment. *Phys. Rev. Lett.* **113**, 021301. ([10.1103/PhysRevLett.113.021301](https://doi.org/10.1103/PhysRevLett.113.021301))
115. BICEP2 Collaboration, Keck Array Collaboration, Ade PAR, Ahmed Z, Aikin RW, Alexander KD, Barkats D, Benton SJ, Bischoff CA, Bock JJ, Bowens-Rubin R, Brevik JA, Buder I, Bullock E, Buza V, Connors J, Crill BP, Duband L, Dvorkin C, Filippini JP, Fliescher S, Grayson J, Halpern M, Harrison S, Hildebrandt SR, Hilton GC, Hui H, Irwin KD, Kang J, Karkare KS, Karpel E, Kaufman JP, Keating BG, Kefeli S, Kernasovskiy SA, Kovac JM, Kuo CL, Leitch EM, Lueker M, Megerian KG, Namikawa T, Netterfield CB, Nguyen HT, O'Brient R, Ogburn R. W. I, Orlando A, Pryke C, Richter S, Schwarz R, Sheehy CD, Staniszewski ZK, Steinbach B, Sudiwala RV, Teply GP, Thompson KL, Tolán JE, Tucker C, Turner AD, Vieregge AG, Weber AC, Wiebe DV, Willmert J, Wong CL, Wu WLK, Yoon KW. 2016 BICEP2/Keck Array VIII: Measurement of Gravitational Lensing from Large-scale B-mode Polarization. *ApJ* **833**, 228. ([10.3847/1538-4357/833/2/228](https://doi.org/10.3847/1538-4357/833/2/228))
116. McCarthy F, Foreman S, van Engelen A. 2021 Avoiding baryonic feedback effects on neutrino mass measurements from CMB lensing. *Phys. Rev. D* **103**, 103538. ([10.1103/PhysRevD.103.103538](https://doi.org/10.1103/PhysRevD.103.103538))
117. Planck Collaboration, Ade PAR, Aghanim N, Arnaud M, Ashdown M, Aumont J, Baccigalupi C, Banday AJ, Barreiro RB, Bartlett JG, et al.. 2016 Planck 2015 results. XIII. Cosmological parameters. *A&A* **594**, A13. ([10.1051/0004-6361/201525830](https://doi.org/10.1051/0004-6361/201525830))
118. Rosenberg E, Gratton S, Efstathiou G. 2022 CMB power spectra and cosmological parameters from Planck PR4 with CamSpec. *MNRAS* **517**, 4620–4636. ([10.1093/mnras/stac2744](https://doi.org/10.1093/mnras/stac2744))
119. Chen S, DeRose J, Zhou R, White M, Ferraro S, Blake C, Lange JU, Wechsler RH, Aguilar J, Ahlen S, Brooks D, Claybaugh T, Dawson K, de la Macorra A, Doel P, Font-Ribera A, Gaztañaga E, Gontcho SGA, Gutierrez G, Honscheid K, Howlett C, Kehoe R, Kirkby D, Kisner T, Kremin A, Landriau M, Le Guillou L, Manera M, Meisner A, Miquel R, Newman JA, Niz G, Palanque-Delabrouille N, Percival WJ, Prada F, Rossi G, Sanchez E, Schlegel D, Schubnell M, Sprayberry D, Tarlé G, Weaver BA. 2024 Not all lensing is low: An analysis of DESI×DES using the Lagrangian Effective Theory of LSS. *arXiv e-prints* p. arXiv:2407.04795. ([10.48550/arXiv.2407.04795](https://doi.org/10.48550/arXiv.2407.04795))

120. Pandey S, Krause E, DeRose J, MacCrann N, Jain B, Croce M, Blazek J, Choi A, Huang H, To C, Fang X, Elvin-Poole J, Prat J, Porredon A, Secco LF, Rodriguez-Monroy M, Weaverdyck N, Park Y, Raveri M, Roza E, Rykoff ES, Bernstein GM, Sánchez C, Jarvis M, Troxel MA, Zacharegkas G, Chang C, Alarcon A, Alves O, Amon A, Andrade-Oliveira F, Baxter E, Bechtol K, Becker MR, Camacho H, Campos A, Carnero Rosell A, Carrasco Kind M, Cawthon R, Chen R, Chintalapati P, Davis C, Di Valentino E, Diehl HT, Dodelson S, Doux C, Drlica-Wagner A, Eckert K, Eifler TF, Elsner F, Everett S, Farahi A, Ferté A, Fosalba P, Friedrich O, Gatti M, Giannini G, Gruen D, Gruendl RA, Harrison I, Hartley WG, Huff EM, Huterer D, Kovacs A, Leget PF, McCullough J, Muir J, Myles J, Navarro-Alsina A, Omori Y, Rollins RP, Roodman A, Rosenfeld R, Sevilla-Noarbe I, Sheldon E, Shin T, Troja A, Tutusaus I, Varga TN, Wechsler RH, Yanny B, Yin B, Zhang Y, Zuntz J, Abbott TMC, Aguena M, Allam S, Annis J, Bacon D, Bertin E, Brooks D, Burke DL, Carretero J, Conselice C, Costanzi M, da Costa LN, Pereira MES, De Vicente J, Dietrich JP, Doel P, Evrard AE, Ferrero I, Flaughner B, Frieman J, García-Bellido J, Gaztanaga E, Gerdes DW, Giannantonio T, Gschwend J, Gutierrez G, Hinton SR, Hollowood DL, Honscheid K, James DJ, Jeltama T, Kuehn K, Kuropatkin N, Lahav O, Lima M, Lin H, Maia MAG, Marshall JL, Melchior P, Menanteau F, Miller CJ, Miquel R, Mohr JJ, Morgan R, Palmese A, Paz-Chinchón F, Petravick D, Pieres A, Plazas Malagón AA, Sanchez E, Scarpine V, Serrano S, Smith M, Soares-Santos M, Suchyta E, Tarle G, Thomas D, Weller J, DES Collaboration. 2022 Dark Energy Survey year 3 results: Constraints on cosmological parameters and galaxy-bias models from galaxy clustering and galaxy-galaxy lensing using the redMaGiC sample. *Phys. Rev. D* **106**, 043520. ([10.1103/PhysRevD.106.043520](https://doi.org/10.1103/PhysRevD.106.043520))
121. Porredon A, Croce M, Elvin-Poole J, Cawthon R, Giannini G, De Vicente J, Carnero Rosell A, Ferrero I, Krause E, Fang X, Prat J, Rodriguez-Monroy M, Pandey S, Pocino A, Castander FJ, Choi A, Amon A, Tutusaus I, Dodelson S, Sevilla-Noarbe I, Fosalba P, Gaztanaga E, Alarcon A, Alves O, Andrade-Oliveira F, Baxter E, Bechtol K, Becker MR, Bernstein GM, Blazek J, Camacho H, Campos A, Carrasco Kind M, Chintalapati P, Cordero J, DeRose J, Di Valentino E, Doux C, Eifler TF, Everett S, Ferté A, Friedrich O, Gatti M, Gruen D, Harrison I, Hartley WG, Herner K, Huff EM, Huterer D, Jain B, Jarvis M, Lee S, Lemos P, MacCrann N, Mena-Fernández J, Muir J, Myles J, Park Y, Raveri M, Rosenfeld R, Ross AJ, Rykoff ES, Samuroff S, Sánchez C, Sanchez E, Sanchez J, Sanchez Cid D, Scolnic D, Secco LF, Sheldon E, Troja A, Troxel MA, Weaverdyck N, Yanny B, Zuntz J, Abbott TMC, Aguena M, Allam S, Annis J, Avila S, Bacon D, Bertin E, Bhargava S, Brooks D, Buckley-Geer E, Burke DL, Carretero J, Costanzi M, da Costa LN, Pereira MES, Davis TM, Desai S, Diehl HT, Dietrich JP, Doel P, Drlica-Wagner A, Eckert K, Evrard AE, Flaughner B, Frieman J, García-Bellido J, Gerdes DW, Giannantonio T, Gruendl RA, Gschwend J, Gutierrez G, Hinton SR, Hollowood DL, Honscheid K, Hoyle B, James DJ, Kuehn K, Kuropatkin N, Lahav O, Lidman C, Lima M, Lin H, Maia MAG, Marshall JL, Martini P, Melchior P, Menanteau F, Miquel R, Mohr JJ, Morgan R, Ogando RLC, Palmese A, Paz-Chinchón F, Petravick D, Pieres A, Plazas Malagón AA, Romer AK, Santiago B, Scarpine V, Schubnell M, Serrano S, Smith M, Soares-Santos M, Suchyta E, Tarle G, Thomas D, To C, Varga TN, Weller J, DES Collaboration. 2022 Dark Energy Survey Year 3 results: Cosmological constraints from galaxy clustering and galaxy-galaxy lensing using the MAGLIM lens sample. *Phys. Rev. D* **106**, 103530. ([10.1103/PhysRevD.106.103530](https://doi.org/10.1103/PhysRevD.106.103530))
122. Chang C, Omori Y, Baxter EJ, Doux C, Choi A, Pandey S, Alarcon A, Alves O, Amon A, Andrade-Oliveira F, Bechtol K, Becker MR, Bernstein GM, Bianchini F, Blazek J, Bleem LE, Camacho H, Campos A, Carnero Rosell A, Carrasco Kind M, Cawthon R, Chen R, Cordero J, Crawford TM, Croce M, Davis C, DeRose J, Dodelson S, Drlica-Wagner A, Eckert K, Eifler TF, Elsner F, Elvin-Poole J, Everett S, Fang X, Ferté A, Fosalba P, Friedrich O, Gatti M, Giannini G, Gruen D, Gruendl RA, Harrison I, Herner K, Huang H, Huff EM, Huterer D, Jarvis M, Kovacs A, Krause E, Kuropatkin N, Leget PF, Lemos P, Liddle AR, MacCrann N, McCullough J, Muir J, Myles J, Navarro-Alsina A, Park Y, Porredon A, Prat J, Raveri M, Rollins RP, Roodman A, Rosenfeld R, Ross AJ, Rykoff ES, Sánchez C, Sanchez J, Secco LF, Sevilla-Noarbe I, Sheldon E, Shin T, Troxel MA, Tutusaus I, Varga TN, Weaverdyck N, Wechsler RH, Wu WLK, Yanny B, Yin B, Zhang Y, Zuntz J, Abbott TMC, Aguena M, Allam S, Annis J, Bacon D, Benson BA, Bertin E, Bocquet S, Brooks D, Burke DL, Carlstrom JE, Carretero J, Chang CL, Chown R, Costanzi M, da Costa LN, Crites AT, Pereira MES, de Haan T, De Vicente J, Desai S, Diehl HT, Dobbs MA, Doel P, Everett W, Ferrero I, Flaughner B, Friedel D, Frieman J, García-Bellido J, Gaztanaga E, George EM, Giannantonio T, Halverson NW, Hinton SR, Holder GP, Hollowood

- DL, Holzapfel WL, Honscheid K, Hrubes JD, James DJ, Knox L, Kuehn K, Lahav O, Lee AT, Lima M, Luong-Van D, March M, McMahon JJ, Melchior P, Menanteau F, Meyer SS, Miquel R, Mocanu L, Mohr JJ, Morgan R, Natoli T, Padin S, Palmese A, Paz-Chinchón F, Pieres A, Plazas Malagón AA, Pryke C, Reichardt CL, Rodríguez-Monroy M, Romer AK, Ruhl JE, Sanchez E, Schaffer KK, Schubnell M, Serrano S, Shirokoff E, Smith M, Staniszewski Z, Stark AA, Suchyta E, Tarle G, Thomas D, To C, Vieira JD, Weller J, Williamson R, DES, SPT Collaborations. 2023 Joint analysis of Dark Energy Survey Year 3 data and CMB lensing from SPT and Planck. II. Cross-correlation measurements and cosmological constraints. *Phys. Rev. D* **107**, 023530. ([10.1103/PhysRevD.107.023530](https://doi.org/10.1103/PhysRevD.107.023530))
123. Farren GS, Krolewski A, MacCrann N, Ferraro S, Abril-Cabezas I, An R, Atkins Z, Battaglia N, Bond JR, Calabrese E, Choi SK, Darwish O, Devlin MJ, Duivenvoorden AJ, Dunkley J, Hill JC, Hilton M, Huffenberger KM, Kim J, Louis T, Madhavacheril MS, Marques GA, McMahon J, Moodley K, Page LA, Partridge B, Qu FJ, Schaan E, Sehgal N, Sherwin BD, Sifón C, Staggs ST, Van Engelen A, Vargas C, Wenzl L, White M, Wollack EJ. 2024 The Atacama Cosmology Telescope: Cosmology from Cross-correlations of unWISE Galaxies and ACT DR6 CMB Lensing. *ApJ* **966**, 157. ([10.3847/1538-4357/ad31a5](https://doi.org/10.3847/1538-4357/ad31a5))
124. Newman JA. 2008 Calibrating Redshift Distributions beyond Spectroscopic Limits with Cross-Correlations. *ApJ* **684**, 88–101. ([10.1086/589982](https://doi.org/10.1086/589982))
125. Ménard B, Scranton R, Schmidt S, Morrison C, Jeong D, Budavari T, Rahman M. 2013 Clustering-based redshift estimation: method and application to data. *arXiv e-prints* p. arXiv:1303.4722. ([10.48550/arXiv.1303.4722](https://arxiv.org/abs/1303.4722))
126. Krolewski A, Ferraro S, Schlafly EF, White M. 2020 unWISE tomography of Planck CMB lensing. *J. Cosmology Astropart. Phys.* **2020**, 047. ([10.1088/1475-7516/2020/05/047](https://doi.org/10.1088/1475-7516/2020/05/047))
127. Kim J, Sailer N, Madhavacheril MS, Ferraro S, Abril-Cabezas I, Aguilar JN, Ahlen S, Bond JR, Brooks D, Burtin E, Calabrese E, Chen SF, Choi SK, Claybaugh T, Darwish O, de la Macorra A, DeRose J, Devlin M, Dey A, Doel P, Dunkley J, Embil-Villagra C, Farren GS, Font-Ribera A, Forero-Romero JE, Gaztañaga E, Gluscevic V, Gontcho SGA, Guy J, Honscheid K, Howlett C, Kirkby D, Kisner T, Kremin A, Landriau M, Le Guillou L, Levi ME, MacCrann N, Manera M, Marques GA, Meisner A, Miquel R, Moodley K, Moustakas J, Newburgh LB, Newman JA, Niz G, Orłowski-Scherer J, Palanque-Delabrouille N, Percival WJ, Prada F, Qu FJ, Rossi G, Sanchez E, Schaan E, Schlafly EF, Schlegel D, Schubnell M, Sehgal N, Seo HJ, Shaikh S, Sherwin BD, Sifón C, Sprayberry D, Staggs ST, Tarlé G, van Engelen A, Weaver BA, Wenzl L, White M, Wollack EJ, Yèche C, Zou H. 2024 The Atacama Cosmology Telescope DR6 and DESI: Structure formation over cosmic time with a measurement of the cross-correlation of CMB Lensing and Luminous Red Galaxies. *arXiv e-prints* p. arXiv:2407.04606. ([10.48550/arXiv.2407.04606](https://arxiv.org/abs/2407.04606))
128. Sailer N, Kim J, Ferraro S, Madhavacheril MS, White M, Abril-Cabezas I, Aguilar JN, Ahlen S, Bond JR, Brooks D, Burtin E, Calabrese E, Chen SF, Choi SK, Claybaugh T, Dawson K, de la Macorra A, DeRose J, Dey A, Dey B, Doel P, Dunkley J, Embil-Villagra C, Farren GS, Font-Ribera A, Forero-Romero JE, Gaztañaga E, Gluscevic V, Gontcho SGA, Honscheid K, Howlett C, Juneau S, Kirkby D, Kisner T, Kremin A, Landriau M, Le Guillou L, Levi M, Manera M, Meisner A, Miquel R, Moodley K, Moustakas J, Niemack MD, Niz G, Palanque-Delabrouille N, Percival W, Prada F, Qu FJ, Rossi G, Sanchez E, Schaan E, Schlafly E, Schlegel D, Schubnell M, Sehgal N, Seo HJ, Sherwin B, Sifón C, Sprayberry D, Staggs ST, Tarlé G, Weaver BA, Yèche C, Zhou R, Zou H. 2024 Cosmological constraints from the cross-correlation of DESI Luminous Red Galaxies with CMB lensing from Planck PR4 and ACT DR6. *arXiv e-prints* p. arXiv:2407.04607. ([10.48550/arXiv.2407.04607](https://arxiv.org/abs/2407.04607))
129. Philcox OHE, Ivanov MM. 2022 BOSS DR12 full-shape cosmology: Λ CDM constraints from the large-scale galaxy power spectrum and bispectrum monopole. *Phys. Rev. D* **105**, 043517. ([10.1103/PhysRevD.105.043517](https://doi.org/10.1103/PhysRevD.105.043517))
130. Chen SF, Ivanov MM, Philcox OHE, Wenzl L. 2024 Suppression without Thawing: Constraining Structure Formation and Dark Energy with Galaxy Clustering. *arXiv e-prints* p. arXiv:2406.13388. ([10.48550/arXiv.2406.13388](https://arxiv.org/abs/2406.13388))
131. Gatti M, Jain B, Chang C, Raveri M, Zürcher D, Secco L, Whiteway L, Jeffrey N, Doux C, Kacprzak T, Bacon D, Fosalba P, Alarcon A, Amon A, Bechtol K, Becker M, Bernstein G, Blazek J, Campos A, Choi A, Davis C, Derose J, Dodelson S, Elsner F, Elvin-Poole J, Everett S, Ferte A, Gruen D, Harrison I, Huterer D, Jarvis M, Krause E, Leget PF, Lemos P, MacCrann N, McCullough J, Muir J, Myles J, Navarro A, Pandey S, Prat J, Rollins RP, Roodman A, Sanchez C,

- Sheldon E, Shin T, Troxel M, Tutusaus I, Yin B, Agüena M, Allam S, Andrade-Oliveira F, Annis J, Bertin E, Brooks D, Burke DL, Carnero Rosell A, Carrasco Kind M, Carretero J, Cawthon R, Costanzi M, da Costa LN, Pereira MES, De Vicente J, Desai S, Diehl HT, Dietrich JP, Doel P, Drlica-Wagner A, Eckert K, Evrard AE, Ferrero I, García-Bellido J, Gaztanaga E, Giannantonio T, Gruendl RA, Gschwend J, Gutierrez G, Hinton SR, Hollowood DL, Honscheid K, James DJ, Kuehn K, Kuropatkin N, Lahav O, Lidman C, Maia MAG, Marshall JL, Melchior P, Menanteau F, Miquel R, Morgan R, Palmese A, Paz-Chinchón F, Pieres A, Plazas Malagón AA, Reil K, Rodriguez-Monroy M, Romer AK, Sanchez E, Schubnell M, Serrano S, Sevilla-Noarbe I, Smith M, Soares-Santos M, Suchyta E, Tarle G, Thomas D, To C, Varga TN, DES Collaboration. 2022 Dark Energy Survey Year 3 results: Cosmology with moments of weak lensing mass maps. *Phys. Rev. D* **106**, 083509. ([10.1103/PhysRevD.106.083509](https://doi.org/10.1103/PhysRevD.106.083509))
132. Aricò G, Angulo RE, Zennaro M, Contreras S, Chen A, Hernández-Monteagudo C. 2023 DES Y3 cosmic shear down to small scales: Constraints on cosmology and baryons. *A&A* **678**, A109. ([10.1051/0004-6361/202346539](https://doi.org/10.1051/0004-6361/202346539))
133. Amon A, Efstathiou G. 2022 A non-linear solution to the S_8 tension?. *MNRAS* **516**, 5355–5366. ([10.1093/mnras/stac2429](https://doi.org/10.1093/mnras/stac2429))
134. Preston C, Amon A, Efstathiou G. 2023 A non-linear solution to the S_8 tension - II. Analysis of DES Year 3 cosmic shear. *MNRAS* **525**, 5554–5564. ([10.1093/mnras/stad2573](https://doi.org/10.1093/mnras/stad2573))
135. Terasawa R, Li X, Takada M, Nishimichi T, Tanaka S, Sugiyama S, Kurita T, Zhang T, Shirasaki M, Takahashi R, Miyatake H, More S, Nishizawa AJ. 2024 Exploring the baryonic effect signature in the Hyper Suprime-Cam Year 3 cosmic shear two-point correlations on small scales: the S_8 tension remains present. *arXiv e-prints* p. arXiv:2403.20323. ([10.48550/arXiv.2403.20323](https://doi.org/10.48550/arXiv.2403.20323))
136. Schaan E, Ferraro S, Amodeo S, Battaglia N, Aiola S, Austermann JE, Beall JA, Bean R, Becker DT, Bond RJ, Calabrese E, Calafut V, Choi SK, Denison EV, Devlin MJ, Duff SM, Duivenvoorden AJ, Dunkley J, Dünner R, Gallardo PA, Guan Y, Han D, Hill JC, Hilton GC, Hilton M, Hložek R, Hubmayr J, Huffenberger KM, Hughes JP, Koopman BJ, MacLinnis A, McMahon J, Madhavacheril MS, Moodley K, Mroczkowski T, Naess S, Nati F, Newburgh LB, Niemack MD, Page LA, Partridge B, Salatino M, Sehgal N, Schillaci A, Sifón C, Smith KM, Spergel DN, Staggs S, Storer ER, Trac H, Ullom JN, Van Lanen J, Vale LR, van Engelen A, Magaña MV, Vavagiakis EM, Wollack EJ, Xu Z, Atacama Cosmology Telescope Collaboration. 2021 Atacama Cosmology Telescope: Combined kinematic and thermal Sunyaev-Zel'dovich measurements from BOSS CMASS and LOWZ halos. *Phys. Rev. D* **103**, 063513. ([10.1103/PhysRevD.103.063513](https://doi.org/10.1103/PhysRevD.103.063513))
137. Amodeo S, Battaglia N, Schaan E, Ferraro S, Moser E, Aiola S, Austermann JE, Beall JA, Bean R, Becker DT, Bond RJ, Calabrese E, Calafut V, Choi SK, Denison EV, Devlin M, Duff SM, Duivenvoorden AJ, Dunkley J, Dünner R, Gallardo PA, Hall KR, Han D, Hill JC, Hilton GC, Hilton M, Hložek R, Hubmayr J, Huffenberger KM, Hughes JP, Koopman BJ, MacLinnis A, McMahon J, Madhavacheril MS, Moodley K, Mroczkowski T, Naess S, Nati F, Newburgh LB, Niemack MD, Page LA, Partridge B, Schillaci A, Sehgal N, Sifón C, Spergel DN, Staggs S, Storer ER, Ullom JN, Vale LR, van Engelen A, Van Lanen J, Vavagiakis EM, Wollack EJ, Xu Z. 2021 Atacama Cosmology Telescope: Modeling the gas thermodynamics in BOSS CMASS galaxies from kinematic and thermal Sunyaev-Zel'dovich measurements. *Phys. Rev. D* **103**, 063514. ([10.1103/PhysRevD.103.063514](https://doi.org/10.1103/PhysRevD.103.063514))
138. Hadzhiyska B, Ferraro S, Ried Guachalla B, Schaan E, Aguilar J, Battaglia N, Bond JR, Brooks D, Calabrese E, Choi SK, Claybaugh T, Coulton WR, Dawson K, Devlin M, Dey B, Doel P, Duivenvoorden AJ, Dunkley J, Farren GS, Font-Ribera A, Forero-Romero JE, Gallardo PA, Gaztañaga E, Gontcho Gontcho S, Gralla M, Le Guillou L, Gutierrez G, Guy J, Hill JC, Hložek R, Honscheid K, Juneau S, Kisner T, Kremin A, Landriau M, Liu RH, Louis T, MacCrann N, de Macorra A, Madhavacheril M, Manera M, Meisner A, Miquel R, Moodley K, Moustakas J, Mroczkowski T, Naess S, Newman J, Niemack MD, Niz G, Page L, Palanque-Desabrouille N, Partridge B, Percival WJ, Prada F, Qu FJ, Rossi G, Sanchez E, Schlegel D, Schubnell M, Sehgal N, Seo H, Sifón C, Spergel D, Sprayberry D, Staggs S, Tarle G, Vargas C, Vavagiakis EM, Weaver BA, Wollack EJ, Zhou R, Zou H. 2024 Evidence for large baryonic feedback at low and intermediate redshifts from kinematic Sunyaev-Zel'dovich observations with ACT and DESI photometric galaxies. *arXiv e-prints* p. arXiv:2407.07152. ([10.48550/arXiv.2407.07152](https://doi.org/10.48550/arXiv.2407.07152))
139. Nguyen NM, Huterer D, Wen Y. 2023 Evidence for Suppression of Structure Growth in the Concordance Cosmological Model. *Phys. Rev. Lett.* **131**, 111001.

- ([10.1103/PhysRevLett.131.111001](https://doi.org/10.1103/PhysRevLett.131.111001))
140. Lin MX, Jain B, Raveri M, Baxter EJ, Chang C, Gatti M, Lee S, Muir J. 2024 Late time modification of structure growth and the S_8 tension. *Phys. Rev. D* **109**, 063523. ([10.1103/PhysRevD.109.063523](https://doi.org/10.1103/PhysRevD.109.063523))
 141. Rogers KK, Hložek R, Laguë A, Ivanov MM, Philcox OHE, Cabass G, Akitsu K, Marsh DJE. 2023 Ultra-light axions and the S_8 tension: joint constraints from the cosmic microwave background and galaxy clustering. *J. Cosmology Astropart. Phys.* **2023**, 023. ([10.1088/1475-7516/2023/06/023](https://doi.org/10.1088/1475-7516/2023/06/023))
 142. Rogers KK, Poulin V. 2023 5σ tension between Planck cosmic microwave background and eBOSS Lyman-alpha forest and constraints on physics beyond Λ CDM. *arXiv e-prints* p. arXiv:2311.16377. ([10.48550/arXiv.2311.16377](https://doi.org/10.48550/arXiv.2311.16377))
 143. Peebles PJE. 1993 *Principles of Physical Cosmology*. ([10.1515/9780691206721](https://doi.org/10.1515/9780691206721))
 144. Ade P, Aguirre J, Ahmed Z, Aiola S, Ali A, Alonso D, Alvarez MA, Arnold K, Ashton P, Austermann J, et al.. 2019 The Simons Observatory: science goals and forecasts. *J. Cosmology Astropart. Phys.* **2019**, 056. ([10.1088/1475-7516/2019/02/056](https://doi.org/10.1088/1475-7516/2019/02/056))
 145. Benson BA, Ade PAR, Ahmed Z, Allen SW, Arnold K, Austermann JE, Bender AN, Bleem LE, Carlstrom JE, Chang CL, Cho HM, Cliche JF, Crawford TM, Cukierman A, de Haan T, Dobbs MA, Dutcher D, Everett W, Gilbert A, Halverson NW, Hanson D, Harrington NL, Hattori K, Henning JW, Hilton GC, Holder GP, Holzapfel WL, Irwin KD, Keisler R, Knox L, Kubik D, Kuo CL, Lee AT, Leitch EM, Li D, McDonald M, Meyer SS, Montgomery J, Myers M, Natoli T, Nguyen H, Novosad V, Padin S, Pan Z, Pearson J, Reichardt C, Ruhl JE, Saliwanchik BR, Simard G, Smecher G, Sayre JT, Shirokoff E, Stark AA, Story K, Suzuki A, Thompson KL, Tucker C, Vanderlinde K, Vieira JD, Vikhlinin A, Wang G, Yefremenko V, Yoon KW. 2014 SPT-3G: a next-generation cosmic microwave background polarization experiment on the South Pole telescope. In Holland WS, Zmuidzinas J, editors, *Millimeter, Submillimeter, and Far-Infrared Detectors and Instrumentation for Astronomy VII* vol. 9153 *Society of Photo-Optical Instrumentation Engineers (SPIE) Conference Series* p. 91531P. ([10.1117/12.2057305](https://doi.org/10.1117/12.2057305))
 146. Abazajian KN, Adshead P, Ahmed Z, Allen SW, Alonso D, Arnold KS, Baccigalupi C, Bartlett JG, Battaglia N, Benson BA, Bischoff CA, Borrill J, Buza V, Calabrese E, Caldwell R, Carlstrom JE, Chang CL, Crawford TM, Cyr-Racine FY, De Bernardis F, de Haan T, di Serego Alighieri S, Dunkley J, Dvorkin C, Errard J, Fabbian G, Feeney S, Ferraro S, Filippini JP, Flauger R, Fuller GM, Gluscevic V, Green D, Grin D, Grohs E, Henning JW, Hill JC, Hlozek R, Holder G, Holzapfel W, Hu W, Huffenberger KM, Keskitalo R, Knox L, Kosowsky A, Kovac J, Kovetz ED, Kuo CL, Kusaka A, Le Jeune M, Lee AT, Lilley M, Loverde M, Madhavacheril MS, Mantz A, Marsh DJE, McMahon J, Meerburg PD, Meyers J, Miller AD, Munoz JB, Nguyen HN, Niemack MD, Peloso M, Peloton J, Pogosian L, Pryke C, Raveri M, Reichardt CL, Rocha G, Rotti A, Schaan E, Schmittfull MM, Scott D, Sehgal N, Shandera S, Sherwin BD, Smith TL, Sorbo L, Starkman GD, Story KT, van Engelen A, Vieira JD, Watson S, Whitehorn N, Kimmy Wu WL. 2016 CMB-S4 Science Book, First Edition. *arXiv e-prints* p. arXiv:1610.02743.
 147. Euclid Collaboration, Mellier Y, Abdurro'uf, Acevedo Barroso JA, Achúcarro A, Adamek J, Adam R, Addison GE, Aghanim N, Aguena M, et al.. 2024 Euclid. I. Overview of the Euclid mission. *arXiv e-prints* p. arXiv:2405.13491. ([10.48550/arXiv.2405.13491](https://doi.org/10.48550/arXiv.2405.13491))
 148. Spergel D, Gehrels N, Baltay C, Bennett D, Breckinridge J, Donahue M, Dressler A, Gaudi BS, Greene T, Guyon O, Hirata C, Kalirai J, Kasdin NJ, Macintosh B, Moos W, Perlmutter S, Postman M, Rauscher B, Rhodes J, Wang Y, Weinberg D, Benford D, Hudson M, Jeong WS, Mellier Y, Traub W, Yamada T, Capak P, Colbert J, Masters D, Penny M, Savransky D, Stern D, Zimmerman N, Barry R, Bartusek L, Carpenter K, Cheng E, Content D, Dekens F, Demers R, Grady K, Jackson C, Kuan G, Kruk J, Melton M, Nemati B, Parvin B, Poberezhskiy I, Peddie C, Ruffa J, Wallace JK, Whipple A, Wollack E, Zhao F. 2015 Wide-Field Infrared Survey Telescope-Astrophysics Focused Telescope Assets WFIRST-AFTA 2015 Report. *arXiv e-prints* p. arXiv:1503.03757. ([10.48550/arXiv.1503.03757](https://doi.org/10.48550/arXiv.1503.03757))
 149. DESI Collaboration, Aghamousa A, Aguilar J, Ahlen S, Alam S, Allen LE, Allende Prieto C, Annis J, Bailey S, Ballard C, et al.. 2016 The DESI Experiment Part I: Science, Targeting, and Survey Design. *arXiv e-prints* p. arXiv:1611.00036.
 150. The LSST Dark Energy Science Collaboration, Mandelbaum R, Eifler T, Hložek R, Collett T, Gawiser E, Scolnic D, Alonso D, Awan H, Biswas R, Blazek J, Burchat P, Chisari NE, Dell'Antonio I, Digel S, Frieman J, Goldstein DA, Hook I, Ivezić Ž, Kahn SM, Kamath S, Kirkby D, Kitching T, Krause E, Leget PF, Marshall PJ, Meyers J, Miyatake H, Newman

JA, Nichol R, Rykoff E, Sanchez FJ, Slosar A, Sullivan M, Troxel MA. 2018 The LSST Dark Energy Science Collaboration (DESC) Science Requirements Document. *arXiv e-prints* p. arXiv:1809.01669. ([10.48550/arXiv.1809.01669](https://doi.org/10.48550/arXiv.1809.01669))

151. Dodelson S, Schmidt F. 2020 *Modern Cosmology*. ([10.1016/C2017-0-01943-2](https://doi.org/10.1016/C2017-0-01943-2))

152. Heath DJ. 1977 The growth of density perturbations in zero pressure Friedmann-Lemaître universes.. *MNRAS* **179**, 351–358. ([10.1093/mnras/179.3.351](https://doi.org/10.1093/mnras/179.3.351))

153. Klypin AA, Trujillo-Gomez S, Primack J. 2011 Dark Matter Halos in the Standard Cosmological Model: Results from the Bolshoi Simulation. *ApJ* **740**, 102. ([10.1088/0004-637X/740/2/102](https://doi.org/10.1088/0004-637X/740/2/102))