

# Dihedral f-Tilings of the Sphere Induced by the Möbius Triangle $(2, 3, 4)$

Catarina Avelino<sup>\*1</sup>, Hoi Ping Luk<sup>2</sup>, and Altino Santos<sup>\*3</sup>

<sup>1,3</sup>University of Trás-os-Montes and Alto Douro, Vila Real, Portugal

<sup>2</sup>Západočeská univerzita v Plzni, Pilsen, Czech Republic

## Abstract

We classify the special families of dihedral folding tilings of the sphere derived from the Möbius triangle  $(2, 3, 4)$ . Our study emerges from the study of isometric foldings in the Riemann sphere and meets at the juncture of the triangle group  $\Delta(2, 3, 4)$ . The juxtaposition enables us to apply the classification theorem of edge-to-edge tilings of the sphere by congruent triangles and introduces a group theoretical method. The two prototiles of each family consist of the Möbius triangle and another polygon induced by a reflection of the triangle group acting on the Möbius triangle. To enumerate the tilings, we give two solutions to solve the associated constraint satisfaction problem. The methods are not exclusive to this problem and therefore applicable to similar problems of more general settings.

*Keywords:* Spherical tilings, Dihedral f-tilings, isometric foldings, Möbius triangle, Spherical symmetry

*Mathematics Subject Classification:* 05B45, 52C20, 51M09, 51M20

---

<sup>\*</sup>This research was partially financed by Portuguese Funds through FCT (Fundação para a Ciência e a Tecnologia) within the projects UIDB/00013/2020 and UIDP/00013/2020 of CMAT-UTAD, Center of Mathematics of University of Minho, and projects UIDB/04621/2020 and UIDP/04621/2020 of CEMAT/IST-ID, Center for Computational and Stochastic Mathematics, Instituto Superior Técnico, University of Lisbon.

E-mail addresses: cavelino@utad.pt (C. Avelino), hoi@connect.ust.hk (H. Luk), afolgado@utad.pt (A. Santos)

# 1 Introduction

Tilings have been continuously studied and have continued to fascinate for centuries. Milestones include the classification of the Wallpaper groups [16, 20], the solution to Hilbert’s 18<sup>th</sup> problem [10, 19, 21], the classification of the isohedral tilings of the plane [17], Penrose tilings [22], and most recently the classification of edge-to-edge monohedral tilings of the sphere [8, 9, 13, 14, 15, 18, 25, 26, 27], as well as the discovery of aperiodic monotiles [24] of the plane.

The essence of many tiling problems is about the existence of tilings under a set of constraints. Hence they can be simply formulated as constraint satisfaction problems. However, they are often difficult to solve. Powerful tools are required. One of them is symmetry. Notably, symmetry is at the heart of the tiling problem of the plane mentioned before. Despite the immense challenges in the spherical counterparts, symmetry has made cameo appearances only as a consequence of the solutions.

In this paper, our interest centres on the classification of spherical tilings by deploying symmetry as a tool on a particular set of constraints (to be stated below). Facing similar problems, our specific venture helps to shed light on the methodology: applying symmetry as a tool is not only advantageous but also out of necessity.

The spherical tilings we study are *dihedral*, which means that in each tiling some tiles are congruent to one polygon and the rest of the tiles are congruent to a different polygon. The polygons are called the *prototiles* of a tiling. If a tiling has exactly one prototile, then it is called *monohedral*.

An *edge-to-edge* tiling means that no vertex lies in the interior of an edge.

We focus on spherical dihedral tilings of *folding-type* (or *f-tilings* for short), which means that they are edge-to-edge, all vertices have even degree  $\geq 4$  and the sums of alternate angles at each vertex are  $\pi$ . The sums of alternate angles at a vertex of even degree means that for the  $2k$  (for some integer  $k \geq 2$ ) angles labeled in cyclic order  $\alpha_1, \alpha_2, \dots, \alpha_{2k}$ , we have

$$\sum_{i=1}^k \alpha_{2i-1} = \sum_{i=1}^k \alpha_{2i} = \pi. \tag{1}$$

Obviously, the degree of a vertex is necessarily even if the condition on the sums of alternate angles is satisfied.

The subject of this paper is the dihedral f-tilings having one prototile being the Möbius triangle (2, 3, 4) and another prototile being *induced* by

the Möbius triangle via the reflections of the triangle group  $\Delta(2, 3, 4)$ . The Möbius triangle with edge labels  $a, b, c$  (also denoted by  $\parallel$ ,  $\blacksquare$  and  $\blacktriangleright$  respectively) and their opposite angles  $\alpha, \beta, \gamma$  is illustrated the first picture of Figure 1. The angle values are  $\alpha = \frac{1}{4}\pi$ ,  $\beta = \frac{1}{3}\pi$  and  $\gamma = \frac{1}{2}\pi$ . The *induced prototile* is one of the three cases of gluing two mirror images of the Möbius triangle along an edge: a kite (the second picture) along the  $c$ -edge, an isosceles triangle (the third picture) along the  $b$ -edge, or an isosceles triangle (the fourth picture) along the  $a$ -edge. The angles of the kite are denoted by  $\alpha^2, \beta^2, \gamma, \gamma$ , where  $\alpha^2$  (resp.  $\beta^2$ ) denotes 2 copies of  $\alpha$  (resp.  $\beta$ ). The angle notations in the isosceles triangles are defined similarly. Let  $\bar{x} = 2x$  for  $x = a, b$ . Then the prototiles are referred to as *the Möbius triangle*, *the kite* and *the isosceles triangles*  $\Delta\bar{a}c^2, \Delta\bar{b}c^2$ . The dihedral f-tilings with the Möbius triangle and one of the three induced prototiles are referred to as the dihedral f-tilings *induced by* the Möbius triangle. Since two prototiles are often specified in tandem, the term “prototiles” is dropped whenever it is clear and obvious in the context.

The other ways to generate the second prototile from the Möbius triangle are through glided reflections along an edge. The dihedral f-tilings having the Möbius triangle and such a second prototile have been classified in [12].

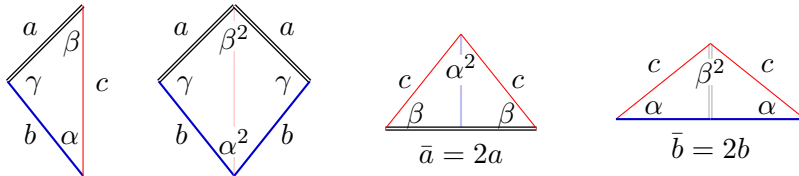


Figure 1: The Möbius triangle  $\Delta abc$ , the kite  $\square a^2 b^2$ , and  $\alpha = \frac{1}{4}\pi$ ,  $\beta = \frac{1}{3}\pi$  and  $\gamma = \frac{1}{2}\pi$  and the isosceles triangles  $\Delta\bar{a}c^2$  and  $\Delta\bar{b}c^2$

The hypothesis of the subject can be traced back to the juxtaposition of two well-studied mathematical topics with a wealth of impacts. The obvious one is the geometric realisation of the triangle groups,  $\Delta(2, 3, 4)$  in our case, via a sequence of reflections across the edges of the Möbius triangle. Thus the second prototile arises naturally from the realisation. The other is the study of isometric foldings in Riemannian manifolds [23] in which the singularities are realised by the embedded f-tilings. Hence the classifications of f-tilings lay the foundation for the theory thereof.

Historically, the monohedral f-tilings have been classified [11]. The dihedral f-tilings have been classified for the prototiles being a kite and a

regular/isosceles triangle [1, 2, 3, 5]. Our choice of prototiles is one step of a natural progression into an uncharted territory, at least to our best knowledge. On one hand, the challenges from a scalene triangle prototile are well documented in the classification of monohedral tilings [14, 25] and in dihedral f-tilings [6]. On the other hand, quadrilateral prototiles with few distinct edge lengths are typically difficult to handle [14]. We testify this conviction in the subject of this paper and demonstrate two new methods, one brings symmetry and group theory to the forefront and the other applies graph theory. This paper also generalises the method in [4, 7].

From now on, by the *dihedral f-tilings* we refer to the subject of the paper, which is organised as follows. The main result will be explained in Section 2, and followed by a proof in Section 3 using symmetry as well as an alternative proof in Section 4 via graph isomorphism. The planar representations and the links for the corresponding 3D models are included in the Appendix (Section 5). In this section we also present the geometric and combinatorial structure of the dihedral f-tilings induced by the Möbius triangle (2, 3, 4).

## 2 Main Results

**Theorem.** *There are a total of 123 dihedral f-tilings induced by the Möbius triangle (2, 3, 4). Among them, there are*

1. 104 dihedral f-tilings if the prototiles are the Möbius triangle and the kite; and
2. 12 dihedral f-tilings if the prototiles are the Möbius triangle and the isosceles triangle  $\triangle \bar{a}c^2$ ; and
3. 7 dihedral f-tilings if the prototiles are the Möbius triangle and the isosceles triangle  $\triangle \bar{b}c^2$ .

Under this unified framework, we efficiently recover the results in [4, 7] in items 2 and 3. We also take the opportunity to point out a small error in Table 1 in [7]. The symmetry group of the f-tiling  $F_6$  is  $C_2 \times C_2$  and  $F_4$  and  $F_6$  are isomorphic.

The structure of each tiling is best represented in a plane drawing. The plane drawings of the tilings are given in the Appendix. The open-ended edges (with or without the arrows) in the plane drawing of each tiling converge to a single vertex.

Since the second prototile is induced by the Möbius triangle, reversing the gluing in the second prototile results in two identical copies of the Möbius triangle and doing so in each copy of the second prototile in a dihedral tiling results in monohedral tiling by the Möbius triangles. There are two such tilings [14, 25], the barycentric subdivision  $BO$  of the octahedron  $\mathcal{O}$  and its flip modification  $FBO$  (plane drawings in Figure 2). Hence, every dihedral f-tiling can be reduced to  $BO$  or  $FBO$  via such subdivision.

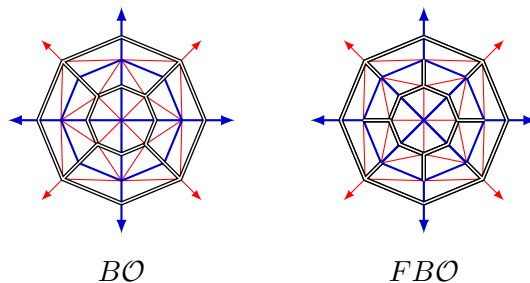


Figure 2: The plane drawings of the barycentric subdivision of the octahedron  $BO$  and its flip modification  $FBO$ ; the arrows in each picture converge to a single vertex

In view of the “universality” of  $BO, FBO$  in our classification, the dihedral f-tilings are determined by the presence (or the absence) of each  $x$ -edge in one of  $BO, FBO$ , subject to the folding conditions for a fixed  $x = a, b$  or  $c$ . We call a result from this process an  $x$ -edge assignment (in  $BO$  or  $FBO$ ) or simply an *edge assignment*. For example, when  $x = c$ , the dashed lines in Figure 3 indicate the locations of the presence or absence of  $c$ -edges in  $BO$  and  $FBO$  respectively. In  $BO$ , the labels,  $T_i$  for  $i \in I := \{1, \dots, 8\}$  and  $S_j$  for  $j \in J := \{1, \dots, 6\}$ , represent the vertices corresponding to the cube (dual to the octahedron) and the octahedron, respectively. In  $FBO$ , the vertices after a  $\frac{1}{4}\pi$ -rotation in the inner hemisphere of  $BO$  are denoted as  $T'_1, T'_2, T'_3, T'_4$  and  $S'_2, S'_3, S'_4, S'_5$ . The above, which outlines the proof for the main theorem, is effectively a constraint satisfaction problem that can be resolved by computer. It is worth-noting that the same method works for dihedral or multihedral tilings without the folding condition.

We establish two useful facts for the proof below.

**Lemma 2.1.** *If a vertex has a partition into adjacent angle pairs and the adjacent angles share the same value in each pair, then the vertex satisfies the sums of alternate angles (1).*

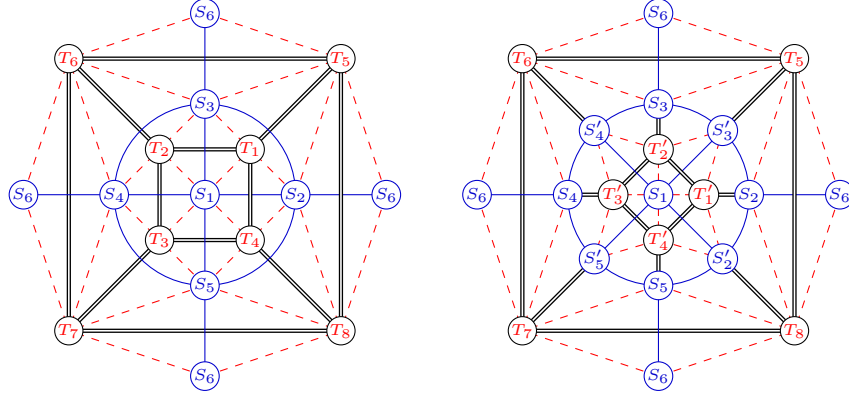


Figure 3: Locations of  $c$ -assignments in  $BO$  and  $FBO$

*Proof.* A partition in the hypothesis has angle pairs  $(\alpha_1, \alpha_2), \dots, (\alpha_{2k-1}, \alpha_{2k})$ , where  $\alpha_1 = \alpha_2 = \lambda_1$ , and  $\alpha_3 = \alpha_4 = \lambda_2, \dots$ , and  $\alpha_{2k-1} = \alpha_{2k} = \lambda_k$ . Then  $\sum_{i=1}^k \alpha_{2i-1} = \sum_{i=1}^k \alpha_{2i} = \sum_{i=1}^k \lambda_i$ , which implies the assertion.  $\square$

**Lemma 2.2.** *In a dihedral tiling induced by the Möbius triangle  $(2, 3, 4)$ , a vertex has an even degree if and only if the sums of alternate angles are  $\pi$ .*

*Proof.* The backward implication is obvious. It suffices to consider a vertex of even degree. The presence of a copy of an induced prototile is equivalent to merging two adjacent Möbius triangles, i.e., removing their common edge, depending on  $a, b$  or  $c$ . All the induced dihedral tilings come from one of  $BO, FBO$ . Both have all vertices of even degrees.

For  $BO$ , the vertices are either  $\alpha^8$  (Figure 4, first picture) partitioned by alternating  $b, c$  or  $\beta^6$  partitioned by alternating  $a, c$ . By Lemma 2.1, the vertices  $\alpha^8$  satisfy (1) and the same is still true after removing even number of  $c$ -edges (Figure 4, first four pictures). The same argument prevails for the case of  $\Delta \bar{a}c^2$  where the  $b$ -edges are removed. The arguments for  $\Delta \bar{b}c^2$  and  $\beta^6$  are analogous.

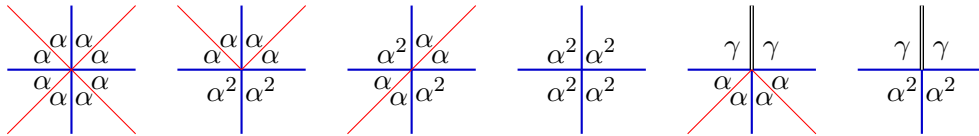


Figure 4: The even  $c$ -assignments at a vertex

For  $FBO$ , the only exception is the vertex  $\alpha^4\gamma^2$  (Figure 4, fifth picture). The removal of even number of  $c$ -edges will result in the sixth picture and obviously the sums of alternating angles are  $\pi$ . The removal of even number (two) of  $b$ -edges will result in a quadrilateral with edge configuration  $acac$  (Figure 2), a contradiction. Hence no  $b$ -edges are to be removed at  $\alpha^4\gamma^2$ .  $\square$

### 3 The Symmetry Approach

As discussed in the paragraph after the main theorem, the dihedral  $f$ -tilings induced by the Möbius triangle are obtained by  $x$ -edge assignments in  $BO$  and  $FBO$  for fixed  $x = a, b$  or  $c$ . It suffices to determine which assignments are unique up to isomorphism. To achieve it, we use the geometric models having equivalent locations of the vertices in  $\mathbb{R}^3$  for the edge assignments and apply group actions by their corresponding automorphism group to check for isomorphism between two edge assignments. The models for  $BO$  and  $FBO$  are the deltoidal icositetrahedron and the pseudo-deltoidal icositetrahedron respectively. The spherical deltoidal icositetrahedron denoted by  $o\mathcal{C}$  (Conway's notation) is illustrated in the first picture of Figure 5 whereas the spherical pseudo-deltoidal icositetrahedron denoted by  $Fo\mathcal{C}$ , is obtained from the deltoidal icositetrahedron by twisting a half (upper or lower hemisphere) along the equator, the same modification as applied to  $FBO$ . The automorphism group for  $o\mathcal{C}$  is the triangle group  $G = \Delta(2, 3, 4)$ , which is also the octahedral symmetry, whereas the automorphism group  $G'$  for  $Fo\mathcal{C}$  is a simple consequence of the Orbit-Stabiliser Theorem and the classification of finite subgroups of  $SO(3)$ . Using this strategy, we prove the next two propositions.

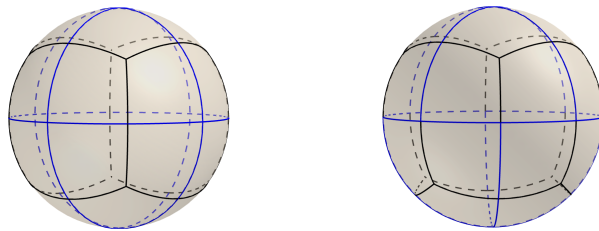


Figure 5: The spherical deltoidal icositetrahedron and the spherical pseudo-deltoidal icositetrahedron

**Proposition 3.1.** *Up to isomorphism under  $G$ , in each of the edge assignments below, with the exception of one corresponding to  $B\mathcal{O}$ , there are*

1. 75  $c$ -edge assignments corresponding to dihedral  $f$ -tilings;
2. 12  $b$ -edge assignments corresponding to dihedral  $f$ -tilings;
3. 5  $a$ -edge assignments corresponding to dihedral  $f$ -tilings.

These edge assignments can be seen in Figures 9, 11, 12 in the Appendix. The symmetry group of each tiling is also given.

*Proof.* We will prove the most complicated case, the  $c$ -edge assignments, and the other cases are analogous and we leave them to the readers as an exercise.

The monohedral tiling  $B\mathcal{O}$  consists of eight barycentrically subdivided octants  $X$  in the first picture of Figure 6. The  $c$ -edge assignments will result in octants in form of  $X$  or  $Y$  (Figure 6, second picture). This means that each resulting octant has either 3  $c$ -edges or 1  $c$ -edge. To reduce the redundancy, we will first determine the assignments (up to isomorphism) of the  $c$ -degree of 3 or 1 in each octant, and we call the procedure  $c$ -degree assignment. Redundancy will be ruled out via the automorphism group  $G$ .

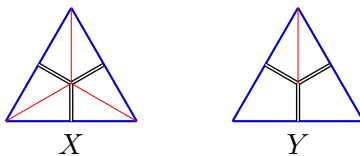


Figure 6: The  $X, Y$  octants of the sphere

To formalise the  $c$ -degree assignment, we make use of the notations in the first picture of Figure 3. Let  $d : \{T_i : i = 1, \dots, 8\} \rightarrow \{1, 3\}$  be a function where  $\{T_i : i = 1, \dots, 8\}$  is the set of the centres of the octants and  $\{1, 3\}$  is obviously the intended set of degrees. We can represent  $d$  as an ordered 8-tuple  $D = [d(T_1), d(T_2), \dots, d(T_8)]$ .

The automorphism group  $G$  has an order 48. Two edge (resp. degree) assignments are called *isomorphic* if there is a group action  $\sigma \in G$  mapping one assignment into the other. We will elaborate in details as follows.



The representation of each  $\sigma \in G$  is given by one of the following matrices with the assignments of  $+$  or  $-$  to the entries with 1's,

$$\begin{bmatrix} \pm 1 & 0 & 0 \\ 0 & \pm 1 & 0 \\ 0 & 0 & \pm 1 \end{bmatrix}, \quad \begin{bmatrix} 0 & 0 & \pm 1 \\ 0 & \pm 1 & 0 \\ \pm 1 & 0 & 0 \end{bmatrix}, \quad \begin{bmatrix} 0 & \pm 1 & 0 \\ \pm 1 & 0 & 0 \\ 0 & 0 & \pm 1 \end{bmatrix}, \\ \begin{bmatrix} 0 & \pm 1 & 0 \\ 0 & 0 & \pm 1 \\ \pm 1 & 0 & 0 \end{bmatrix}, \quad \begin{bmatrix} 0 & 0 & \pm 1 \\ \pm 1 & 0 & 0 \\ 0 & \pm 1 & 0 \end{bmatrix}, \quad \begin{bmatrix} \pm 1 & 0 & 0 \\ 0 & 0 & \pm 1 \\ 0 & \pm 1 & 0 \end{bmatrix}.$$

For example, element  $-\sigma_7 \in G$  from (11) has the matrix representation

$$-\sigma_7 = \begin{bmatrix} -1 & 0 & 0 \\ 0 & 0 & 1 \\ 0 & -1 & 0 \end{bmatrix}. \quad (2)$$

The vertices  $T_i$ 's and  $S_j$ 's in  $o\mathcal{C}$  (Figure 3) are geometrically represented by the following position vectors in  $\mathbb{R}^3$ , where  $\tau = \frac{2\sqrt{2}+1}{7}$ ,

$$T_1 = \tau \begin{bmatrix} 1 \\ 1 \\ 1 \end{bmatrix}, \quad T_2 = \tau \begin{bmatrix} -1 \\ 1 \\ 1 \end{bmatrix}, \quad T_3 = \tau \begin{bmatrix} -1 \\ -1 \\ 1 \end{bmatrix}, \quad T_4 = \tau \begin{bmatrix} 1 \\ -1 \\ 1 \end{bmatrix}, \\ T_5 = \tau \begin{bmatrix} 1 \\ 1 \\ -1 \end{bmatrix}, \quad T_6 = \tau \begin{bmatrix} -1 \\ 1 \\ -1 \end{bmatrix}, \quad T_7 = \tau \begin{bmatrix} -1 \\ -1 \\ -1 \end{bmatrix}, \quad T_8 = \tau \begin{bmatrix} 1 \\ -1 \\ -1 \end{bmatrix},$$

$$S_1 = \begin{bmatrix} 0 \\ 0 \\ 1 \end{bmatrix}, \quad S_2 = \begin{bmatrix} 1 \\ 0 \\ 0 \end{bmatrix}, \quad S_3 = \begin{bmatrix} 0 \\ 1 \\ 0 \end{bmatrix}, \quad S_4 = \begin{bmatrix} -1 \\ 0 \\ 0 \end{bmatrix}, \quad S_5 = \begin{bmatrix} 0 \\ -1 \\ 0 \end{bmatrix}, \quad S_6 = \begin{bmatrix} 0 \\ 0 \\ -1 \end{bmatrix}.$$

The one-one correspondence between the vertices and the position vectors allows us to abuse the same notations  $T_i$ 's and  $S_j$ 's for both the vertices and the position vectors.

Each  $\sigma \in G$  induces a permutation on the entries of the ordered 8-tuple, denoted by  $\sigma D$ . For example,  $-\sigma_7$  in (2) permutes  $T_1, T_2, T_3, T_4, T_5, T_6, T_7, T_8$  into  $T_6, T_5, T_1, T_2, T_7, T_8, T_4, T_3$  respectively. In other words,

$$-\sigma_7 = \begin{bmatrix} 1 & 2 & 3 & 4 & 5 & 6 & 7 & 8 \\ 6 & 5 & 1 & 2 & 7 & 8 & 4 & 3 \end{bmatrix}.$$

Two degree assignments,  $D_1 = [d_1(T_1), d_1(T_2), \dots, d_1(T_8)]$  and  $D_2 = [d_2(T_1), d_2(T_2), \dots, d_2(T_8)]$ , where  $d_l : \{T_i\}_{i \in I} \rightarrow \{1, 3\}$  for  $l = 1, 2$ , are called *isomorphic* if there is a  $\sigma \in G$  such that  $\sigma D_1 = D_2$ , where  $\sigma D_1 := [d_1(T_{\sigma(i)})]_{i \in I}$ . For example,  $D_1 = [1, 1, 3, 3, 3, 3, 1, 1]$  and  $D_2 = [3, 3, 1, 1, 1, 1, 3, 3]$  are isomorphic as  $-\sigma_7 D_1 = D_2$  (Figure 7) for  $-\sigma_7$  in (2).

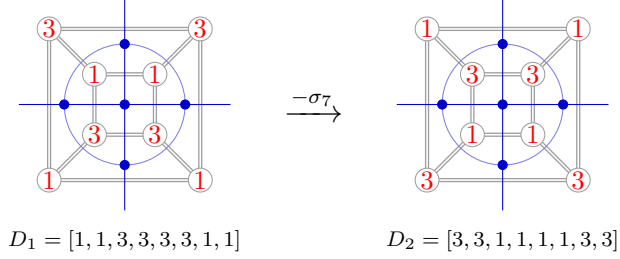


Figure 7: Isomorphic degree assignments  $D_1, D_2$

Up to isomorphism under  $G$ , the argument yields 22  $c$ -degree assignments.

We obtain an edge assignment based on a degree assignment and an assigned edge at  $T_i$  is  $T_i S_{i_k}$  for a neighbouring  $S_{i_k}$  (where  $i_k \in J$ , with respect to the red dashed lines in the first picture of Figure 3). Then two edge assignments are *isomorphic* means that there is a  $\sigma \in G$  such that the assigned edge sets  $\{T_i S_{i_k}\}_{i \in I, i_k \in J}$  and  $\{T_{\sigma(i)} S_{\sigma(i_k)}\}_{i \in I, i_k \in J}$  are the same, otherwise they are called *non-isomorphic*. For example, we have

$$\begin{aligned}
 E &= \{T_1 S_3, T_2 S_3, T_3 S_1, T_3 S_4, T_3 S_5, T_4 S_1, T_4 S_2, T_4 S_5, \\
 &\quad T_5 S_2, T_5 S_3, T_5 S_6, T_6 S_3, T_6 S_4, T_6 S_6, T_7 S_5, T_8 S_5\}, \\
 E' &= \{T_1 S_3, T_2 S_3, T_3 S_1, T_3 S_4, T_3 S_5, T_4 S_1, T_4 S_2, T_4 S_5, \\
 &\quad T_5 S_2, T_5 S_3, T_5 S_6, T_6 S_3, T_6 S_4, T_6 S_6, T_7 S_6, T_8 S_6\},
 \end{aligned}$$

which are non-isomorphic edge assignments obtained from  $D_1$  (Figure 8).

Up to isomorphism under  $G$ , the argument yields 76 edge assignments, where one of them is  $BO$ . The arguments for  $a$ -edge assignments and  $b$ -edge assignments are analogous.  $\square$

**Proposition 3.2.** *Up to isomorphism under  $G'$ , in each of the edge assignments below, with the exception of one corresponding to  $FBO$ , there are*

1. 29  $c$ -edge assignments corresponding to dihedral  $f$ -tilings;
2. no  $b$ -edge assignments corresponding to dihedral  $f$ -tilings;

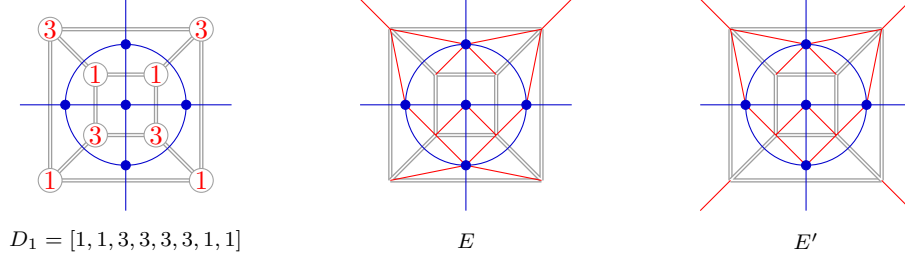


Figure 8: Edge assignments based on  $D_1$

3. 2  $a$ -edge assignments corresponding to dihedral  $f$ -tilings.

These edge assignments can be seen in Figures 10 and 13 in the Appendix. The symmetry group of each tiling is also given.

*Proof.* We follow the same argument in the proof of Proposition 3.1 by replacing  $G$ ,  $T_1, \dots, T_8$ , and  $S_1, \dots, S_6$  by  $G'$  and  $T'_1, T'_2, T'_3, T'_4, T_5, T_6, T_7, T_8$ ,  $S'_2, S'_3, S'_4, S'_5$  and  $S_1, \dots, S_6$  respectively. Recall that the pseudo-deltoidal icositetrahedron  $FoC$  is obtained from  $oC$  by rotating a hemisphere  $\frac{1}{4}\pi$  clockwise along the equator (Figure 3). Let  $R$  denote such rotation that

$$R := \begin{bmatrix} \frac{1}{\sqrt{2}} & \frac{1}{\sqrt{2}} & 0 \\ -\frac{1}{\sqrt{2}} & \frac{1}{\sqrt{2}} & 0 \\ 0 & 0 & 1 \end{bmatrix},$$

and again  $\tau = \frac{2\sqrt{2}+1}{7}$ . Then the vertices  $T_i$ 's and  $T'_k$ 's and  $S_j$ 's and  $S'_l$ 's are vertices of  $FoC$  represented by the following position vectors,

$$T'_1 = R\tau \begin{bmatrix} 1 \\ 1 \\ 1 \end{bmatrix}, \quad T'_2 = R\tau \begin{bmatrix} -1 \\ 1 \\ 1 \end{bmatrix}, \quad T'_3 = R\tau \begin{bmatrix} -1 \\ -1 \\ 1 \end{bmatrix}, \quad T'_4 = R\tau \begin{bmatrix} 1 \\ -1 \\ 1 \end{bmatrix},$$

$$T_5 = \tau \begin{bmatrix} 1 \\ 1 \\ -1 \end{bmatrix}, \quad T_6 = \tau \begin{bmatrix} -1 \\ 1 \\ -1 \end{bmatrix}, \quad T_7 = \tau \begin{bmatrix} -1 \\ -1 \\ -1 \end{bmatrix}, \quad T_8 = \tau \begin{bmatrix} 1 \\ -1 \\ -1 \end{bmatrix},$$

$$S_1 = \begin{bmatrix} 0 \\ 0 \\ 1 \end{bmatrix}, S_2 = \begin{bmatrix} 1 \\ 0 \\ 0 \end{bmatrix}, S_3 = \begin{bmatrix} 0 \\ 1 \\ 0 \end{bmatrix}, S_4 = \begin{bmatrix} -1 \\ 0 \\ 0 \end{bmatrix}, S_5 = \begin{bmatrix} 0 \\ -1 \\ 0 \end{bmatrix}, S_6 = \begin{bmatrix} 0 \\ 0 \\ -1 \end{bmatrix},$$

$$S'_2 = \frac{1}{\sqrt{2}} \begin{bmatrix} 1 \\ -1 \\ 0 \end{bmatrix}, S'_3 = \frac{1}{\sqrt{2}} \begin{bmatrix} 1 \\ 1 \\ 0 \end{bmatrix}, S'_4 = \frac{1}{\sqrt{2}} \begin{bmatrix} -1 \\ 1 \\ 0 \end{bmatrix}, S'_5 = \frac{1}{\sqrt{2}} \begin{bmatrix} -1 \\ -1 \\ 0 \end{bmatrix}.$$

By the Orbit-Stabiliser Theorem, we determine that  $G'$  is a group of order 16. In fact, the orbit of  $S_1$  (equivalently  $S_6$ ) is  $\{S_1, S_6\}$  and the stabiliser of  $G'_{S_1}$  fixes both  $S_1, S_6$  and has 4 rotational symmetries and 4 mirror symmetries. Hence, we get  $|G'| = |G' \cdot S_1| |G'_{S_1}| = 2 \cdot 8$ . Then the Classification Theorem of finite subgroups of  $SO(3)$  determines the group elements in terms of the following matrices

$$\begin{bmatrix} 1 & 0 & 0 \\ 0 & 1 & 0 \\ 0 & 0 & 1 \end{bmatrix}, \begin{bmatrix} 0 & 1 & 0 \\ 1 & 0 & 0 \\ 0 & 0 & 1 \end{bmatrix}, \begin{bmatrix} 1 & 0 & 0 \\ 0 & -1 & 0 \\ 0 & 0 & 1 \end{bmatrix}, \begin{bmatrix} 0 & 1 & 0 \\ -1 & 0 & 0 \\ 0 & 0 & 1 \end{bmatrix},$$

$$\begin{bmatrix} -1 & 0 & 0 \\ 0 & -1 & 0 \\ 0 & 0 & 1 \end{bmatrix}, \begin{bmatrix} 0 & -1 & 0 \\ -1 & 0 & 0 \\ 0 & 0 & 1 \end{bmatrix}, \begin{bmatrix} -1 & 0 & 0 \\ 0 & 1 & 0 \\ 0 & 0 & 1 \end{bmatrix}, \begin{bmatrix} 0 & -1 & 0 \\ 1 & 0 & 0 \\ 0 & 0 & 1 \end{bmatrix},$$

$$\begin{bmatrix} \frac{-1}{\sqrt{2}} & \frac{-1}{\sqrt{2}} & 0 \\ \frac{-1}{\sqrt{2}} & \frac{1}{\sqrt{2}} & 0 \\ 0 & 0 & -1 \end{bmatrix}, \begin{bmatrix} \frac{-1}{\sqrt{2}} & \frac{-1}{\sqrt{2}} & 0 \\ \frac{1}{\sqrt{2}} & \frac{-1}{\sqrt{2}} & 0 \\ 0 & 0 & -1 \end{bmatrix}, \begin{bmatrix} \frac{-1}{\sqrt{2}} & \frac{1}{\sqrt{2}} & 0 \\ \frac{-1}{\sqrt{2}} & \frac{-1}{\sqrt{2}} & 0 \\ 0 & 0 & -1 \end{bmatrix}, \begin{bmatrix} \frac{-1}{\sqrt{2}} & \frac{1}{\sqrt{2}} & 0 \\ \frac{1}{\sqrt{2}} & \frac{-1}{\sqrt{2}} & 0 \\ 0 & 0 & -1 \end{bmatrix},$$

$$\begin{bmatrix} \frac{1}{\sqrt{2}} & \frac{-1}{\sqrt{2}} & 0 \\ \frac{-1}{\sqrt{2}} & \frac{-1}{\sqrt{2}} & 0 \\ 0 & 0 & -1 \end{bmatrix}, \begin{bmatrix} \frac{1}{\sqrt{2}} & \frac{-1}{\sqrt{2}} & 0 \\ \frac{1}{\sqrt{2}} & \frac{1}{\sqrt{2}} & 0 \\ 0 & 0 & -1 \end{bmatrix}, \begin{bmatrix} \frac{1}{\sqrt{2}} & \frac{1}{\sqrt{2}} & 0 \\ \frac{-1}{\sqrt{2}} & \frac{-1}{\sqrt{2}} & 0 \\ 0 & 0 & -1 \end{bmatrix}, \begin{bmatrix} \frac{1}{\sqrt{2}} & \frac{1}{\sqrt{2}} & 0 \\ \frac{1}{\sqrt{2}} & \frac{1}{\sqrt{2}} & 0 \\ 0 & 0 & -1 \end{bmatrix}.$$

Up to isomorphism under  $G'$ , we obtain 30  $c$ -degree assignments. By the same argument, up to isomorphism they result in 30  $c$ -edge assignments.

The arguments for  $a$ -edge assignments and  $b$ -edge assignments are analogous.  $\square$

## 4 The Graph Isomorphism Approach

In this section, we present a different solution to the problem. For the edge assignments derived from both  $B\mathcal{O}$  and  $FBO$ , the underlying graph of the resulting assignment using the same labels in Figure 3 is represented by the adjacency matrix  $A$  as follows

$$A = \begin{bmatrix} M_T & M_{TS} \\ M_{TS}^\dagger & M_S \end{bmatrix}, \quad (3)$$

where  $M_{TS}^\dagger$  is the transpose of  $M_{TS}$ . For the edge assignments in  $B\mathcal{O}$ , the matrices  $M_T$  (resp.  $M_{TS}$  and  $M_S$ ) are the adjacency matrix between  $T_*, T_*$  (resp.  $T_*, S_*$ , and  $S_*, S_*$ ) such that

$$M_T = \begin{bmatrix} 0 & T_{12} & 0 & T_{14} & T_{15} & 0 & 0 & 0 \\ T_{12} & 0 & T_{23} & 0 & 0 & T_{26} & 0 & 0 \\ 0 & T_{23} & 0 & T_{34} & 0 & 0 & T_{37} & 0 \\ T_{14} & 0 & T_{34} & 0 & 0 & 0 & 0 & T_{48} \\ T_{15} & 0 & 0 & 0 & 0 & T_{56} & 0 & T_{58} \\ 0 & T_{26} & 0 & 0 & T_{56} & 0 & T_{67} & 0 \\ 0 & 0 & T_{37} & 0 & 0 & T_{67} & 0 & T_{78} \\ 0 & 0 & 0 & T_{48} & T_{58} & 0 & T_{78} & 0 \end{bmatrix}, \quad (4)$$

$$M_{TS} = \begin{bmatrix} T_{11} & T_{12} & T_{13} & 0 & 0 & 0 \\ T_{21} & 0 & T_{22} & T_{23} & 0 & 0 \\ T_{31} & 0 & 0 & T_{32} & T_{33} & 0 \\ T_{41} & T_{42} & 0 & 0 & T_{43} & 0 \\ 0 & T_{51} & T_{52} & 0 & 0 & T_{53} \\ 0 & 0 & T_{61} & T_{62} & 0 & T_{63} \\ 0 & 0 & 0 & T_{71} & T_{72} & T_{73} \\ 0 & T_{81} & 0 & 0 & T_{82} & T_{83} \end{bmatrix}, \quad (5)$$

$$M_S = \begin{bmatrix} 0 & S_{12} & S_{13} & S_{14} & S_{15} & 0 \\ S_{12} & 0 & S_{23} & 0 & S_{25} & S_{26} \\ S_{13} & S_{23} & 0 & S_{34} & 0 & S_{36} \\ S_{14} & 0 & S_{34} & 0 & S_{45} & S_{46} \\ S_{15} & S_{25} & 0 & S_{45} & 0 & S_{56} \\ 0 & S_{26} & S_{36} & S_{46} & S_{56} & 0 \end{bmatrix}. \quad (6)$$

For the edge assignments in  $FBO$ , the matrices  $M_T$  (resp.  $M_{TS}$  and  $M_S$ ) is the adjacency matrix between  $T_*, T'_*$  (resp.  $T_*, T'_*, S_*, S'_*$ , and  $S_*, S'_*$ ) such

that

$$M_T = \begin{bmatrix} 0 & T_{12} & 0 & T_{14} & 0 & 0 & 0 & 0 \\ T_{12} & 0 & T_{23} & 0 & 0 & 0 & 0 & 0 \\ 0 & T_{23} & 0 & T_{34} & 0 & 0 & 0 & 0 \\ T_{14} & 0 & T_{34} & 0 & 0 & 0 & 0 & 0 \\ 0 & 0 & 0 & 0 & 0 & T_{56} & 0 & T_{58} \\ 0 & 0 & 0 & 0 & T_{56} & 0 & T_{67} & 0 \\ 0 & 0 & 0 & 0 & 0 & T_{67} & 0 & T_{78} \\ 0 & 0 & 0 & 0 & T_{58} & 0 & T_{78} & 0 \end{bmatrix}, \quad (7)$$

$$M_{TS} = \begin{bmatrix} T_{11} & T_{12} & T_{13} & 0 & 0 & 1 & 0 & 0 & 0 & 0 \\ T_{21} & 0 & T_{22} & T_{23} & 0 & 0 & 1 & 0 & 0 & 0 \\ T_{31} & 0 & 0 & T_{32} & T_{33} & 0 & 0 & 1 & 0 & 0 \\ T_{41} & T_{42} & 0 & 0 & T_{43} & 0 & 0 & 0 & 1 & 0 \\ 0 & 0 & 1 & 0 & 0 & T_{51} & T_{52} & 0 & 0 & T_{53} \\ 0 & 0 & 0 & 1 & 0 & 0 & T_{61} & T_{62} & 0 & T_{63} \\ 0 & 0 & 0 & 0 & 1 & 0 & 0 & T_{71} & T_{72} & T_{73} \\ 0 & 1 & 0 & 0 & 0 & T_{81} & 0 & 0 & T_{82} & T_{83} \end{bmatrix}, \quad (8)$$

$$M_S = \begin{bmatrix} 0 & S_{12} & S_{13} & S_{14} & S_{15} & 0 & 0 & 0 & 0 & 0 \\ S_{12} & 0 & 0 & 0 & 0 & S_{22} & 0 & 0 & S_{25} & 0 \\ S_{13} & 0 & 0 & 0 & 0 & S_{32} & S_{33} & 0 & 0 & 0 \\ S_{14} & 0 & 0 & 0 & 0 & 0 & S_{43} & S_{44} & 0 & 0 \\ S_{15} & 0 & 0 & 0 & 0 & 0 & 0 & S_{54} & S_{55} & 0 \\ 0 & S_{22} & S_{32} & 0 & 0 & 0 & 0 & 0 & 0 & S_{26} \\ 0 & 0 & S_{33} & S_{43} & 0 & 0 & 0 & 0 & 0 & S_{36} \\ 0 & 0 & 0 & S_{44} & S_{54} & 0 & 0 & 0 & 0 & S_{46} \\ 0 & S_{25} & 0 & 0 & S_{55} & 0 & 0 & 0 & 0 & S_{56} \\ 0 & 0 & 0 & 0 & 0 & S_{26} & S_{36} & S_{46} & S_{56} & 0 \end{bmatrix}, \quad (9)$$

where the  $S_*, S'_*$  are in the order of  $S_1, S'_2, \dots, S'_5, S_2, \dots, S_5, S_6$ .

**Proposition 4.1.** *Up to graph isomorphism, there are 75 graphs of  $c$ -edge assignments corresponding to dihedral  $f$ -tilings derived from the  $BO$  and 29 derived from the  $FBO$ .*

*Proof.* For a desired tiling obtained by an  $c$ -edge assignment in  $BO$ , its underlying graph  $\mathcal{G}(A)$  is represented by the adjacency matrix  $A$  (3) such

that the parameters in  $M_T$  (4) and  $M_S$  (6) are equal to 1. That is,

$$M_T = \begin{bmatrix} 0 & 1 & 0 & 1 & 1 & 0 & 0 & 0 \\ 1 & 0 & 1 & 0 & 0 & 1 & 0 & 0 \\ 0 & 1 & 0 & 1 & 0 & 0 & 1 & 0 \\ 1 & 0 & 1 & 0 & 0 & 0 & 0 & 1 \\ 1 & 0 & 0 & 0 & 0 & 1 & 0 & 1 \\ 0 & 1 & 0 & 0 & 1 & 0 & 1 & 0 \\ 0 & 0 & 1 & 0 & 0 & 1 & 0 & 1 \\ 0 & 0 & 0 & 1 & 1 & 0 & 1 & 0 \end{bmatrix}, \quad M_{TS} = \begin{bmatrix} T_{11} & T_{12} & T_{13} & 0 & 0 & 0 \\ T_{21} & 0 & T_{22} & T_{23} & 0 & 0 \\ T_{31} & 0 & 0 & T_{32} & T_{33} & 0 \\ T_{41} & T_{42} & 0 & 0 & T_{43} & 0 \\ 0 & T_{51} & T_{52} & 0 & 0 & T_{53} \\ 0 & 0 & T_{61} & T_{62} & 0 & T_{63} \\ 0 & 0 & 0 & T_{71} & T_{72} & T_{73} \\ 0 & T_{81} & 0 & 0 & T_{82} & T_{83} \end{bmatrix},$$

$$M_S = \begin{bmatrix} 0 & 1 & 1 & 1 & 1 & 0 \\ 1 & 0 & 1 & 0 & 1 & 1 \\ 1 & 1 & 0 & 1 & 0 & 1 \\ 1 & 0 & 1 & 0 & 1 & 1 \\ 1 & 1 & 0 & 1 & 0 & 1 \\ 0 & 1 & 1 & 1 & 1 & 0 \end{bmatrix}.$$

By Lemma 2.2, it suffices to enforce even degree at each vertex, which will guarantee the folding conditions. The even degree assumption implies that  $M_{TS}$  has even sum in each column. Hence the following holds for the graph of the desired tilings

$$\left\{ \begin{array}{l} T_{11} + T_{21} + T_{31} + T_{41} \equiv 0 \pmod{2}, \\ T_{12} + T_{42} + T_{51} + T_{81} \equiv 0 \pmod{2}, \\ T_{13} + T_{22} + T_{52} + T_{61} \equiv 0 \pmod{2}, \\ T_{23} + T_{32} + T_{62} + T_{71} \equiv 0 \pmod{2}, \\ T_{33} + T_{43} + T_{72} + T_{82} \equiv 0 \pmod{2}, \\ T_{53} + T_{63} + T_{73} + T_{83} \equiv 0 \pmod{2}. \end{array} \right. \quad (10)$$

To determine the tilings, we conduct the *enumeration process* of their adjacency matrices satisfying the following conditions

1. even sum in each column in  $M_{TS}$ ,
2. every pair of graphs  $\mathcal{G}(A_1), \mathcal{G}(A_2)$  are not graph-isomorphic.

Up to graph-isomorphism, the process yields 76 graphs, where one of them is the  $BC$ .

Similarly, for a desired tiling derived from an  $c$ -edge assignment derived from  $FBC$ , its underlying graph  $\mathcal{G}(A)$  is represented by the adjacency matrix  $A$  (3), where the parameters in  $M_T$  (7) and  $M_S$  (9) are equal to 1. That is,

$$M_T = \begin{bmatrix} 0 & 1 & 0 & 1 & 0 & 0 & 0 & 0 & 0 \\ 1 & 0 & 1 & 0 & 0 & 0 & 0 & 0 & 0 \\ 0 & 1 & 0 & 1 & 0 & 0 & 0 & 0 & 0 \\ 1 & 0 & 1 & 0 & 0 & 0 & 0 & 0 & 0 \\ 0 & 0 & 0 & 0 & 0 & 1 & 0 & 1 & 1 \\ 0 & 0 & 0 & 0 & 1 & 0 & 1 & 0 & 0 \\ 0 & 0 & 0 & 0 & 0 & 1 & 0 & 1 & 1 \\ 0 & 0 & 0 & 0 & 1 & 0 & 1 & 0 & 0 \end{bmatrix},$$

$$M_{TS} = \begin{bmatrix} T_{11} & T_{12} & T_{13} & 0 & 0 & 1 & 0 & 0 & 0 & 0 \\ T_{21} & 0 & T_{22} & T_{23} & 0 & 0 & 1 & 0 & 0 & 0 \\ T_{31} & 0 & 0 & T_{32} & T_{33} & 0 & 0 & 1 & 0 & 0 \\ T_{41} & T_{42} & 0 & 0 & T_{43} & 0 & 0 & 0 & 1 & 0 \\ 0 & 0 & 1 & 0 & 0 & T_{51} & T_{52} & 0 & 0 & T_{53} \\ 0 & 0 & 0 & 1 & 0 & 0 & T_{61} & T_{62} & 0 & T_{63} \\ 0 & 0 & 0 & 0 & 1 & 0 & 0 & T_{71} & T_{72} & T_{73} \\ 0 & 1 & 0 & 0 & 0 & T_{81} & 0 & 0 & T_{82} & T_{83} \end{bmatrix},$$

$$M_S = \begin{bmatrix} 0 & 1 & 1 & 1 & 1 & 0 & 0 & 0 & 0 & 0 \\ 1 & 0 & 0 & 0 & 0 & 1 & 0 & 0 & 1 & 0 \\ 1 & 0 & 0 & 0 & 0 & 1 & 1 & 0 & 0 & 0 \\ 1 & 0 & 0 & 0 & 0 & 0 & 1 & 1 & 0 & 0 \\ 1 & 0 & 0 & 0 & 0 & 0 & 0 & 1 & 1 & 0 \\ 0 & 1 & 1 & 0 & 0 & 0 & 0 & 0 & 0 & 1 \\ 0 & 0 & 1 & 1 & 0 & 0 & 0 & 0 & 0 & 1 \\ 0 & 0 & 0 & 1 & 1 & 0 & 0 & 0 & 0 & 1 \\ 0 & 1 & 0 & 0 & 1 & 0 & 0 & 0 & 0 & 1 \\ 0 & 0 & 0 & 0 & 0 & 1 & 1 & 1 & 1 & 0 \end{bmatrix}.$$

By Lemma 2.2, it suffices to enforce even degree at each vertex. The even degree assumption implies that  $M_{TS}$  has even sums in the first and the last columns, and odd sums in the other columns. Up to graph-isomorphism, the enumeration process yields 30 graphs, where one of them is the  $FBC$ .  $\square$



**Proposition 4.2.** *Up to graph isomorphism, there are 12 graphs of  $b$ -edge assignments corresponding to dihedral  $f$ -tilings derived from the  $B\mathcal{O}$  and no such graphs derived from the  $FBO$ .*

*Proof.* Following the same argument in Proposition 4.1, the underlying graph  $\mathcal{G}(A)$  of a  $b$ -edge assignment is represented by the adjacency matrix  $A$  (3) such that the parameters in  $M_T$  (4) and  $M_{TS}$  (5) are all 1's.

By Lemma 2.2, it suffices to enforce even degree at each vertex. The even degree assumption implies that  $M_S$  (6) has even sum in each row. Then the same enumeration process yields 14 graphs up to graph isomorphism, one gives the triangular subdivision of the cube, one gives the  $B\mathcal{O}$  and the remaining graphs give the 12 dihedral  $f$ -tilings.

The argument for the  $b$ -edge assignments derived from the  $FBO$  is analogous by using  $M_T$  (7) and  $M_S$  (8) with the parameters equal to 1.  $\square$

**Proposition 4.3.** *Up to graph isomorphism, there are 5 graphs of  $a$ -edge assignments corresponding to dihedral  $f$ -tilings derived from the  $B\mathcal{O}$  and 2 derived from the  $FBO$ .*

*Proof.* For  $a$ -edge assignments derived from the  $B\mathcal{O}$ , the argument is analogous by using  $M_{TS}$  (5) and  $M_S$  (6) with parameters equal to constant 1's. The assumption of even degree implies that  $M_S$  has odd sum in each row. Similar argument for  $a$ -edge assignments derived from the  $FBO$  applies to  $M_{TS}$  (8) and  $M_S$  (9).  $\square$

## 5 Appendix

In this section we present the plane representations of the dihedral  $f$ -tilings induced by the Möbius triangle (2, 3, 4) and the corresponding geometric and combinatorial structure. We use the notation  $B_j\mathcal{O}_k$  and  $FB_j\mathcal{O}_k$  for the dihedral  $f$ -tiling that corresponds to the  $k$ th element of the  $j$ -edge assignments ( $j = a, b, c$ ) derived from the  $B\mathcal{O}$  and  $FBO$  monohedral structures, respectively. Regarding the  $f$ -tilings with prototiles being the Möbius triangle and the (i) kite, (ii) isosceles triangle  $\bar{a}c^2$ , (iii) isosceles triangle  $\bar{b}c^2$ , consider (i) Figures 9 and 10, (ii) Figure 11, (iii) Figures 12 and 13, respectively. By pressing each image of these figures, the corresponding 3D model can be viewed. These 3D representations are also available at <https://www.geogebra.org/m/zfnap4pe>.

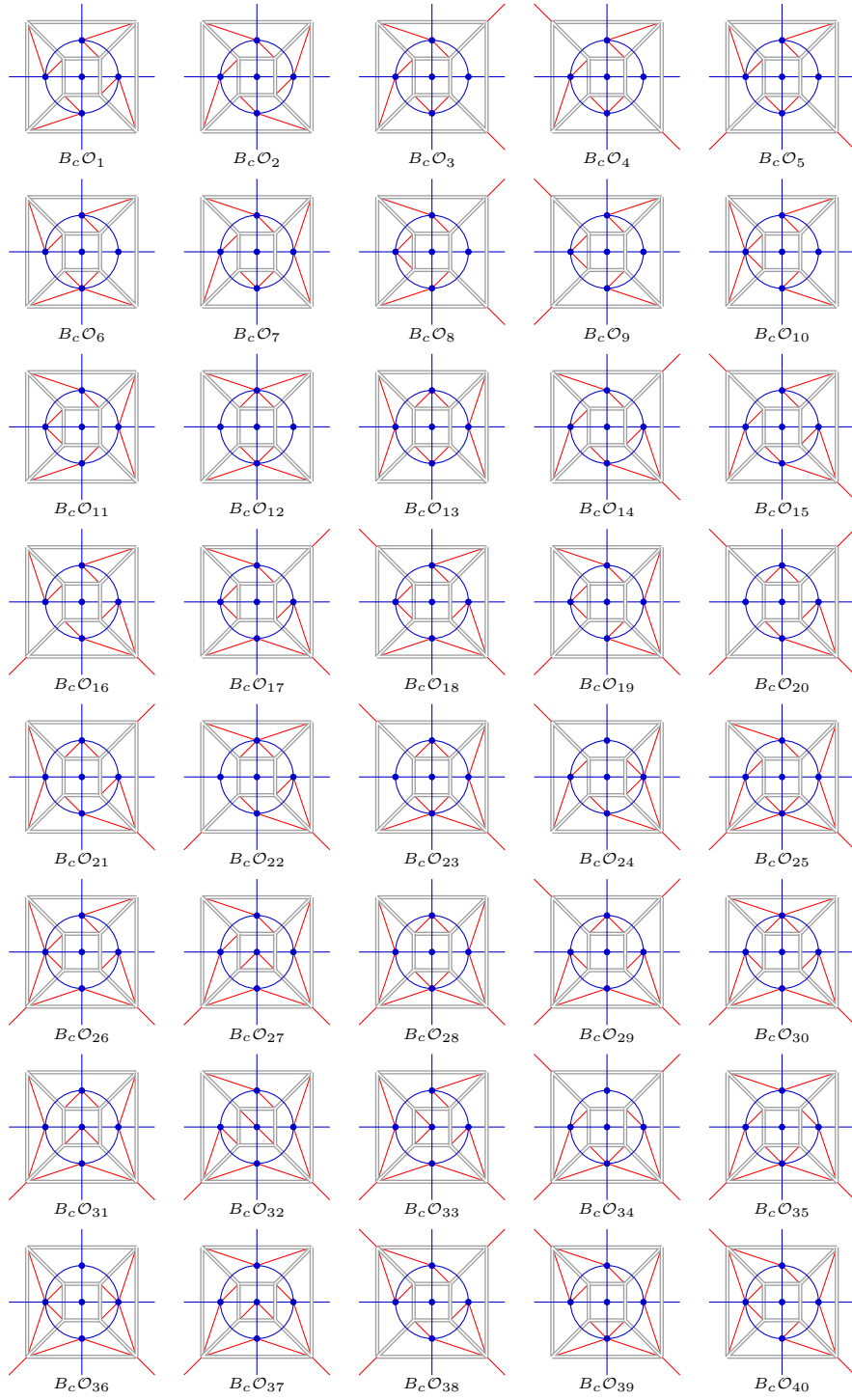


Figure 9: The  $c$ -edge assignments in  $BO$  up to isomorphism

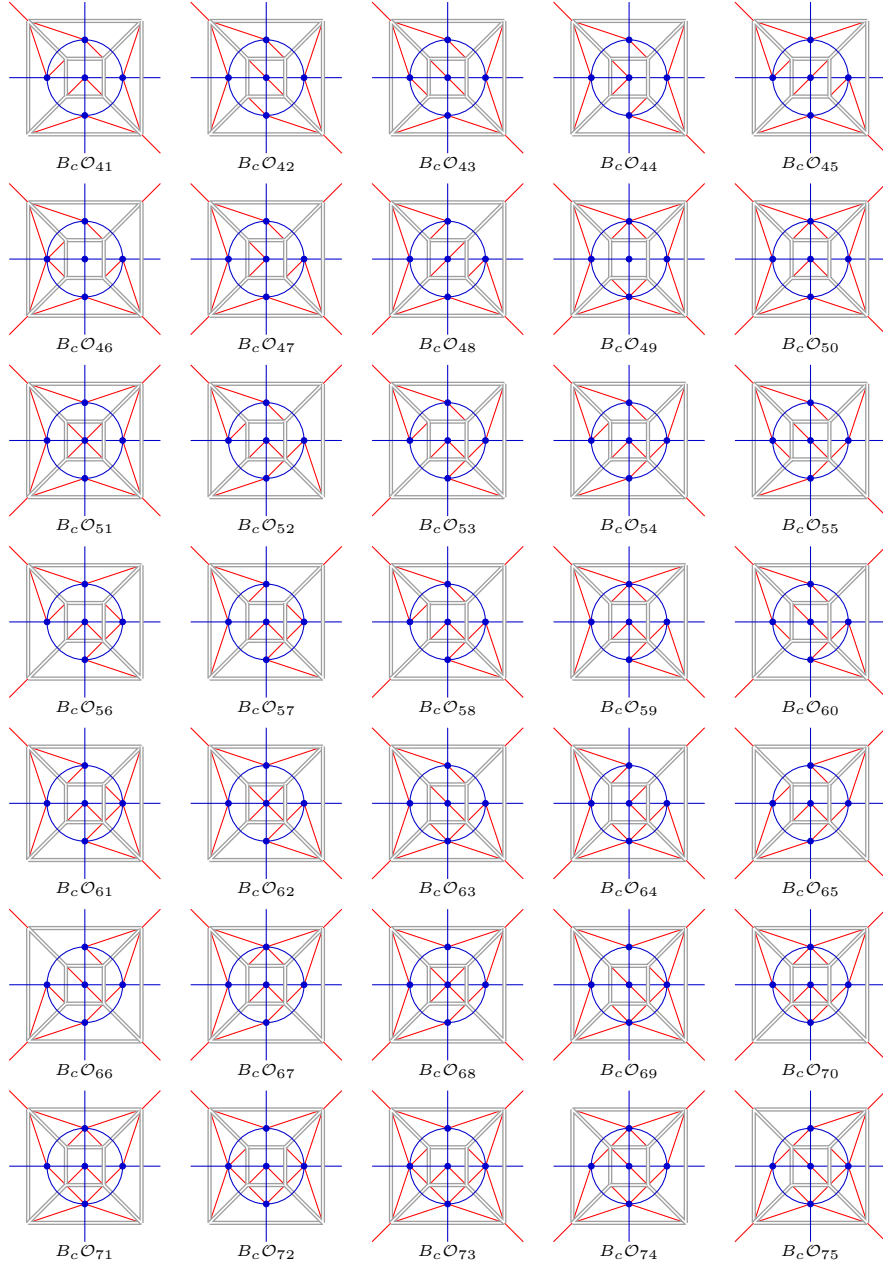


Figure 9: The  $c$ -edge assignments in  $B_2 O$  up to isomorphism (cont.)

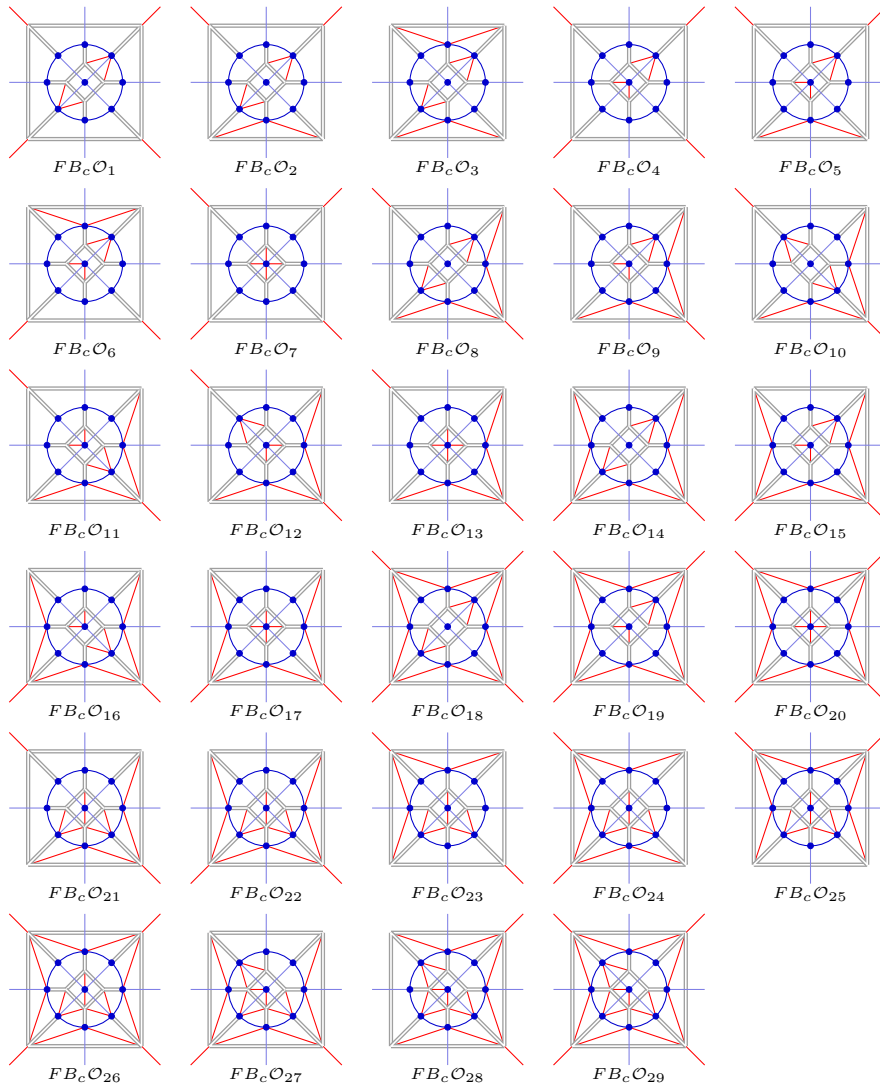


Figure 10: The  $c$ -edge assignments in  $FB\mathcal{O}$  up to isomorphism

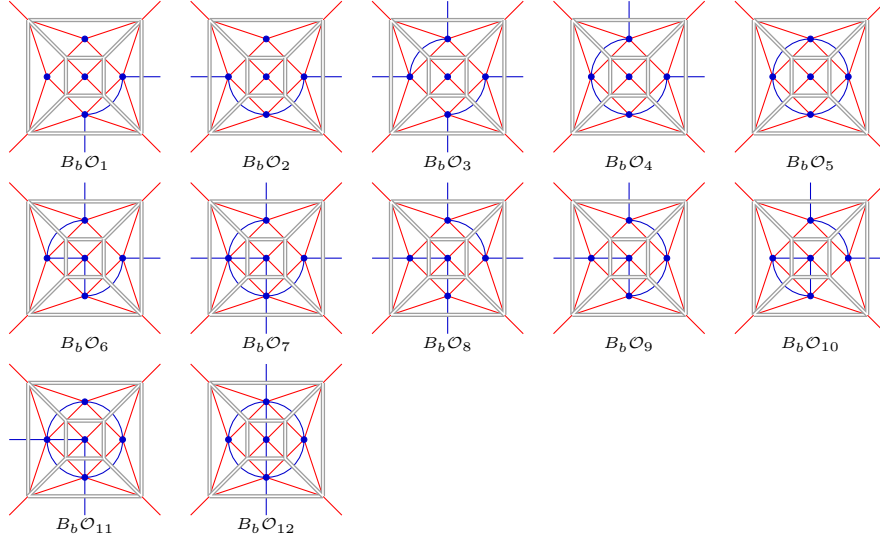


Figure 11: The  $b$ -edge assignments in  $B\mathcal{O}$  up to isomorphism

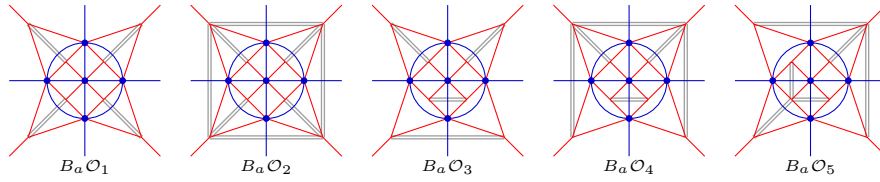


Figure 12: The  $a$ -edge assignments in  $B\mathcal{O}$  up to isomorphism

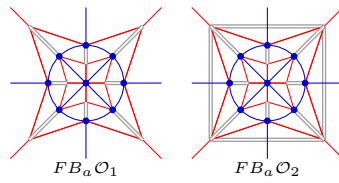


Figure 13: The  $a$ -edge assignments in  $FBO$  up to isomorphism

Using  $\sigma_1 = I$  and the following generators of the octahedral group  $O_h$ ,

$$\sigma_2 = \begin{bmatrix} 1 & 0 & 0 \\ 0 & 1 & 0 \\ 0 & 0 & -1 \end{bmatrix}, \quad \sigma_3 = \begin{bmatrix} 1 & 0 & 0 \\ 0 & 0 & 1 \\ 0 & 1 & 0 \end{bmatrix}, \quad \sigma_4 = \begin{bmatrix} 0 & 1 & 0 \\ 1 & 0 & 0 \\ 0 & 0 & 1 \end{bmatrix},$$

we represent below each automorphism  $\pm\sigma_k \in O_h$  for  $k = 5, \dots, 24$ ,

$$\begin{aligned} \sigma_5 &= \sigma_2\sigma_3, & \sigma_6 &= \sigma_2\sigma_4, & \sigma_7 &= \sigma_3\sigma_2, & \sigma_8 &= \sigma_3\sigma_4, & (11) \\ \sigma_9 &= \sigma_4\sigma_3, & \sigma_{10} &= \sigma_2\sigma_3\sigma_2, & \sigma_{11} &= \sigma_3\sigma_2\sigma_3, & \sigma_{12} &= \sigma_3\sigma_4\sigma_3, \\ \sigma_{13} &= \sigma_2\sigma_3\sigma_4, & \sigma_{14} &= \sigma_2\sigma_4\sigma_3, & \sigma_{15} &= \sigma_3\sigma_2\sigma_4, & \sigma_{16} &= \sigma_4\sigma_3\sigma_2, \\ \sigma_{17} &= \sigma_2\sigma_3\sigma_2\sigma_3, & \sigma_{18} &= \sigma_3\sigma_4\sigma_3\sigma_2, & \sigma_{19} &= \sigma_4\sigma_3\sigma_2\sigma_3, & \sigma_{20} &= \sigma_3\sigma_2\sigma_4\sigma_3, \\ \sigma_{21} &= \sigma_3\sigma_2\sigma_3\sigma_4, & \sigma_{22} &= \sigma_2\sigma_3\sigma_2\sigma_4, & \sigma_{23} &= \sigma_2\sigma_4\sigma_3\sigma_2, & \sigma_{24} &= \sigma_4\sigma_2\sigma_3\sigma_4. \end{aligned}$$

Similarly for  $G' = D_8$ , using  $\sigma'_1 = I$  and

$$\sigma'_2 = \begin{bmatrix} \frac{1}{\sqrt{2}} & \frac{1}{\sqrt{2}} & 0 \\ \frac{-1}{\sqrt{2}} & \frac{1}{\sqrt{2}} & 0 \\ 0 & 0 & -1 \end{bmatrix}, \quad \sigma' = \begin{bmatrix} 1 & 0 & 0 \\ 0 & -1 & 0 \\ 0 & 0 & 1 \end{bmatrix},$$

we represent below each  $\sigma'_k \in G'$  for  $k = 1, \dots, 16$ ,

$$\begin{aligned} \sigma'_k &= (\sigma'_2)^{k-1}, & k &= 1, \dots, 8, \\ \sigma'_k &= \sigma'(\sigma'_2)^{k-9}, & k &= 9, \dots, 16. \end{aligned}$$

The data of the f-tilings are provided in Tables 1-5.

f-tilings	Symmetry group	Prototiles		Generators (Determinants)
		$\#\Delta abc$	$\#\square a^2b^2$	
$B_c\mathcal{O}_3$	$C_1$	16	16	$\sigma_1 (+)$
$B_c\mathcal{O}_k, k = 14, \dots, 21, 23$		20	14	
$B_c\mathcal{O}_k, k = 25, \dots, 27, 39, \dots, 41, 44$		24	12	
$B_c\mathcal{O}_k, k = 46, 47, 58, 59, 61, 65$		28	10	
$B_c\mathcal{O}_{67}$		32	8	

Table 1: Data of  $B_c\mathcal{O}_k, k = 1, \dots, 75$

f-tilings	Symmetry group	Prototiles		Generators (Determinants)		
		$\#\triangle abc$	$\#\square a^2 b^2$			
$B_c\mathcal{O}_4, B_c\mathcal{O}_5$	$C_2$	16	16	$\sigma_{20}$ (+)		
$B_c\mathcal{O}_6$				$\sigma_2$ (-)		
$B_c\mathcal{O}_7$				$-\sigma_4$ (+)		
$B_c\mathcal{O}_9$				$\sigma_{11}$ (-)		
$B_c\mathcal{O}_{22}$		20	14	$-\sigma_{20}$ (-)		
$B_c\mathcal{O}_{24}$				$\sigma_3$ (-)		
$B_c\mathcal{O}_k, k = 28, \dots, 31, 35$		24	12	$-\sigma_{17}$ (-)		
$B_c\mathcal{O}_{32}, B_c\mathcal{O}_{33}$				$-\sigma_{10}$ (+)		
$B_c\mathcal{O}_{38}, B_c\mathcal{O}_{42}, B_c\mathcal{O}_{45}$				$-\sigma_2$ (+)		
$B_c\mathcal{O}_{43}$				$-\sigma_6$ (-)		
$B_c\mathcal{O}_{53}$				$\sigma_6$ (+)		
$B_c\mathcal{O}_{54}$				$-\sigma_{12}$ (+)		
$B_c\mathcal{O}_{48}$				28	10	$\sigma_4$ (-)
$B_c\mathcal{O}_{60}, B_c\mathcal{O}_{62}, B_c\mathcal{O}_{66}$						$-\sigma_6$ (-)
$B_c\mathcal{O}_{50}$		32	8	$-\sigma_{17}$ (-)		
$B_c\mathcal{O}_{63}, B_c\mathcal{O}_{64}$				$-\sigma_{10}$ (+)		
$B_c\mathcal{O}_{68}$				$-\sigma_6$ (-)		
$B_c\mathcal{O}_{69}$		36	6	$-\sigma_6$ (-)		
$B_c\mathcal{O}_{57}$	$C_6$	24	12	$\sigma_{16}$ (-)		
$B_c\mathcal{O}_8$	$C_2 \times C_2$	16	16	$\sigma_{11}, \sigma_{12}$ (-, -)		
$B_c\mathcal{O}_{10}$				$\sigma_2, \sigma_{11}$ (-, -)		
$B_c\mathcal{O}_{11}$				$\pm\sigma_{11}$ (-, +)		
$B_c\mathcal{O}_{34}, B_c\mathcal{O}_{36}, B_c\mathcal{O}_{37}$		24	12	$\sigma_3, -\sigma_{17}$ (-, -)		
$B_c\mathcal{O}_{52}$				$-\sigma_1, \sigma_{12}$ (-, -)		
$B_c\mathcal{O}_{49}$		32	8	$-\sigma_2, -\sigma_{17}$ (+, -)		
$B_c\mathcal{O}_{70}$				$-\sigma_3, -\sigma_{17}$ (+, -)		
$B_c\mathcal{O}_{71}$				$-\sigma_1, -\sigma_{17}$ (-, -)		
$B_c\mathcal{O}_{73}$		40	4	$\sigma_3, -\sigma_{17}$ (-, -)		
$B_c\mathcal{O}_1$	$C_2 \times C_4$	16	16	$\sigma_2, \sigma_{19}$ (-, +)		
$B_c\mathcal{O}_{72}$	$C_2 \times C_2 \times C_2$	32	8	$-\sigma_1, \sigma_3, -\sigma_{17}$ (-, +, -)		
$B_c\mathcal{O}_{56}$	$D_3$	24	12	$\sigma_6, -\sigma_{16}$ (+, +)		
$B_c\mathcal{O}_{75}$		36	6	$-\sigma_6, -\sigma_{14}$ (-, +)		
$B_c\mathcal{O}_2$	$D_4$	16	16	$\sigma_6, \sigma_{19}$ (+, +)		
$B_c\mathcal{O}_{13}$				$\sigma_6, -\sigma_{21}$ (+, -)		
$B_c\mathcal{O}_{51}$		32	8	$\sigma_4, \sigma_{19}$ (-, +)		
$B_c\mathcal{O}_{74}$				$-\sigma_2, -\sigma_{24}$ (-, +)		

Table 1: Data of  $B_c\mathcal{O}_k, k = 1, \dots, 75$  (cont.)

f-tilings	Symmetry group	Prototiles		Generators (Determinants)
		$\#\Delta abc$	$\#\square a^2 b^2$	
$B_c \mathcal{O}_{55}$	$D_6$	24	12	$-\sigma_6, \sigma_{16} (-, -)$
$B_c \mathcal{O}_{12}$	$C_2 \times D_4$	16	16	$\sigma_2, \sigma_{11}, \sigma_{18} (-, -, -)$

Table 1: Data of  $B_c \mathcal{O}_k$ ,  $k = 1, \dots, 75$  (cont.)

f-tilings	Symmetry group	Prototiles		Generators (Determinants)
		$\#\Delta abc$	$\#\Delta \bar{b}c^2$	
$B_b \mathcal{O}_4$	$C_2$	20	14	$\sigma_4 (-)$
$B_b \mathcal{O}_8$		28	10	
$B_b \mathcal{O}_9$	$C_4$	24	12	$-\sigma_5 (-)$
$B_b \mathcal{O}_2$	$C_2 \times C_2$	16	16	$\sigma_3, -\sigma_{17} (+, -)$
$B_b \mathcal{O}_3$		24	12	$\sigma_4, -\sigma_6 (-, -)$
$B_b \mathcal{O}_{11}$		32	8	$\sigma_2, \sigma_4 (-, -)$
$B_b \mathcal{O}_1$	$D_3$	12	8	$-\sigma_6, -\sigma_{15} (-, +)$
$B_b \mathcal{O}_7$		36	6	$\sigma_9, \sigma_{12} (+, -)$
$B_b \mathcal{O}_6$	$D_6$	24	12	$\sigma_4, -\sigma_8 (-, +)$
$B_b \mathcal{O}_{10}$				$\sigma_4, -\sigma_{22} (-, -)$
$B_b \mathcal{O}_5$	$C_2 \times D_4$	16	16	$\sigma_2, -\sigma_{17}, \sigma_{19} (-, -, +)$
$B_b \mathcal{O}_{12}$		32	8	$\sigma_2, \sigma_{11}, \sigma_{24} (-, -, +)$

Table 2: Data of  $B_b \mathcal{O}_k$ ,  $k = 1, \dots, 12$

f-tilings	Symmetry group	Prototiles		Generators (Determinants)
		$\#\Delta abc$	$\#\Delta \bar{b}c^2$	
$B_a \mathcal{O}_4$	$C_2 \times C_2$	24	12	$\sigma_{10}, -\sigma_{17} (-, -)$
$B_a \mathcal{O}_3$	$D_4$	16	16	$\sigma_2, -\sigma_{18} (-, +)$
$B_a \mathcal{O}_2$		32	8	$\sigma_{11}, \sigma_{19} (-, +)$
$B_a \mathcal{O}_5$	$D_6$	24	12	$\sigma_4, -\sigma_{23} (-, -)$
$B_a \mathcal{O}_1$	$C_2 \times D_4$	16	16	$\sigma_2, -\sigma_{17}, \sigma_{19} (-, -, +)$

Table 3: Data of  $B_a \mathcal{O}_k$ ,  $k = 1, \dots, 5$



f-tilings	Symmetry group	Prototiles		Generators (Determinants)	
		$\#\triangle abc$	$\#\square a^2 b^2$		
$FB_c\mathcal{O}_2$	$C_1$	16	16	$\sigma'_1 (+)$	
$FB_c\mathcal{O}_9$		20	14		
$FB_c\mathcal{O}_{14}, FB_c\mathcal{O}_{15}, FB_c\mathcal{O}_{16}$		24	12		
$FB_c\mathcal{O}_{24}$		28	10		
$FB_c\mathcal{O}_4$	$C_2$	16	16	$\sigma'_{11} (-)$	
$FB_c\mathcal{O}_5$				$\sigma'_{16} (-)$	
$FB_c\mathcal{O}_6$				$\sigma'_{12} (-)$	
$FB_c\mathcal{O}_k, k = 8, 10, \dots, 13$		20	8	$\sigma'_{15} (+)$	
$FB_c\mathcal{O}_{17}, FB_c\mathcal{O}_{22}$				$\sigma'_{13} (+)$	
$FB_c\mathcal{O}_{21}$		24	12	$\sigma'_{14} (-)$	
$FB_c\mathcal{O}_{23}$				$\sigma'_{10} (-)$	
$FB_c\mathcal{O}_{25}$		28	10	$\sigma'_{13} (+)$	
$FB_c\mathcal{O}_{19}$		32	8	$\sigma'_{11} (-)$	
$FB_c\mathcal{O}_{27}$				$\sigma'_{12} (-)$	
$FB_c\mathcal{O}_{28}$				$\sigma'_{14} (-)$	
$FB_c\mathcal{O}_{26}$		36	6	$\sigma'_{13} (+)$	
$FB_c\mathcal{O}_{29}$		40	4	$\sigma'_{11} (-)$	
$FB_c\mathcal{O}_1$		$C_2 \times C_2$	16	16	$\sigma'_5, \sigma'_{11} (+, -)$
$FB_c\mathcal{O}_3$					$\sigma'_5, \sigma'_{12} (+, -)$
$FB_c\mathcal{O}_{18}$	32		8	$\sigma'_5, \sigma'_{11} (+, -)$	
$FB_c\mathcal{O}_{20}$	$D_4$	32	8	$\sigma'_3, \sigma'_{11} (+, -)$	
$FB_c\mathcal{O}_7$	$D_8$	16	16	$\sigma'_6, \sigma'_{11} (-, -)$	

Table 4: Data of  $FB_c\mathcal{O}_k, k = 1, \dots, 29$

f-tilings	Symmetry group	Prototiles		Generators (Determinants)
		$\#\triangle abc$	$\#\triangle \bar{b}c^2$	
$FB_a\mathcal{O}_2$	$D_4$	32	8	$\sigma'_7, \sigma'_{13} (+, +)$
$FB_a\mathcal{O}_1$	$D_8$	16	16	$\sigma'_8, \sigma'_{13} (-, +)$

Table 5: Data of  $FB_a\mathcal{O}_k, k = 1, 2$

## References

- [1] C. P. Avelino, A. F. Santos, Spherical and planar folding tessellations by kites and equilateral triangles, *Australas. J. Comb.* **53** (2012), 109–125.
- [2] C. P. Avelino, A. F. Santos, Spherical folding tessellations by kites and isosceles triangles II, *Int. J. Pure Appl. Math.* **85** (2013), 45–67.
- [3] C. P. Avelino, A. F. Santos, Spherical folding tessellations by kites and isosceles triangles: a case of adjacency, *Math. Commun.* **19** (2014), 1–28.
- [4] C. P. Avelino, A. F. Santos, Right triangular dihedral f-tilings of the sphere:  $(\alpha, \beta, \frac{\pi}{2})$  and  $(\gamma, \gamma, \frac{\pi}{2})$ , *Ars Combinatoria* **121** (2015), 227–274.
- [5] C. P. Avelino, A. F. Santos, Spherical folding tessellations by kites and isosceles triangles IV, *Ars Math. Contemp.* **11** (2016), 59–78.
- [6] C. P. Avelino, A. F. Santos, Geometric and combinatorial structure of a class of spherical folding tessellations – I, *Czechoslovak Math. J.* **67(4)** (2017), 891–918.
- [7] C. P. Avelino, A. F. Santos, Triangular spherical dihedral f-tilings: the  $(\pi/2, \pi/3, \pi/4)$  and  $(2\pi/3, \pi/4, \pi/4)$  family, *Rev. Union Mat. Argent.* **61** (2020), 367–387.
- [8] Y. Akama, E. X. Wang, M. Yan, Tilings of the sphere by congruent pentagons III: edge combination  $a^5$ , *Adv. in Math.* **394** (2022), #107881.
- [9] Y. Akama, M. Yan, On deformed dodecahedron tiling, *Australas. J. of Comb.* **85(1)** (2023), 1–14.
- [10] L. Bieberbach, Über die Bewegungsgruppen des n-dimensionalen euklidischen Raumes mit einem endlichen Fundamentalbereich, *Gött. Nachr.* (1910), 75–84.
- [11] A. M. R. Azevedo Breda, A class of tilings of  $S^2$ , *Geom. Dedicata* **44** (1992), 241–253.
- [12] A. M. R. Azevedo Breda, A. F. Santos, Dihedral f-tilings of the sphere by triangles and well centered quadrangles, *Hiroshima Math. J.* **36(2)** (2006), 235–288.

- [13] H. P. Luk, H. M. Cheung, Rational angles and tilings of the sphere by congruent quadrilaterals, *Ann. Comb.* **28** (2024), 485–527.
- [14] H. M. Cheung, H. P. Luk, M. Yan, Tilings of the sphere by congruent quadrilaterals or triangles, *preprint*, 2022, [arXiv:2204.02736](https://arxiv.org/abs/2204.02736).
- [15] H. M. Cheung, H. P. Luk, M. Yan, Tilings of the sphere by congruent pentagons IV: edge combination  $a^4b$ , *preprint*, 2023, [arXiv:2307.11453](https://arxiv.org/abs/2307.11453).
- [16] E. S. Fedorov, Symmetry in the plane, *Proc. Imperial St. Petersburg Mineral. Soc.* **28** (1891), 345–390 (in Russian).
- [17] B. Grünbaum, G. C. Shephard, The 81 types of isohedral tilings of the plane, *Math. Proc. Cambridge Philos. Soc.* **82** (1977), 177–196.
- [18] H. H. Gao, N. Shi, M. Yan, Spherical tiling by 12 congruent pentagons, *J. Comb. Theory Ser. A* **120(4)** (2013), 744–776.
- [19] H. Heesch, Aufbau der Ebene aus kongruenten Bereiche, *Nachr. Ges. Wiss. Gött.* (1935), 115–117.
- [20] G. Pólya, Über die Analogie der Kristallsymmetrie in der Ebene, *Z. Krist.* **60** (1924), 278–282.
- [21] K. Reinhardt, Zur Zerlegung Euklische Räume in kongruente Polytope, *Sitzungsber. Preuss. Akad. Wiss.* (1928), 150–155.
- [22] R. Penrose, Role of aesthetics in pure and applied research, *Bulletin of the Institute of Mathematics and Its Applications* **10:266** (1974).
- [23] S. A. Robertson, Isometric folding of Riemannian manifolds, *Proc. R. Soc. Edinb.* **79** (1977), 275–284.
- [24] D. Smith, J. S. Myers, C. S. Kaplan, C. Goodman-Strauss, An aperiodic monotile, *Combinatorial Theory* **4(1)** (2024), #6.
- [25] Y. Ueno, Y. Agaoka, Classification of tilings of the 2-dimensional sphere by congruent triangles, *Hiroshima Math. J.* **32(3)** (2002), 463–540.
- [26] E. X. Wang, M. Yan, Tilings of sphere by congruent pentagons I: edge combinations  $a^2b^2c$  and  $a^3bc$ , *Adv. in Math.* **394** (2022), #107866.

- [27] E. X. Wang, M. Yan, Tilings of sphere by congruent pentagons II: edge combination  $a^3b^2$ , *Adv. in Math.* **394** (2022), #107867.