

The Aharonov-Casher Phase: Topological or Geometric?

Igor Kuzmenko^{1,2}, Y. B. Band^{1,2,3}, Yshai Avishai^{1,4}

¹*Department of Physics, Ben-Gurion University of the Negev, Beer-Sheva 84105, Israel*

²*Department of Chemistry, Ben-Gurion University of the Negev, Beer-Sheva 84105, Israel*

³*The Ilse Katz Center for Nano-Science, Ben-Gurion University of the Negev, Beer-Sheva 84105, Israel*

⁴*Yukawa Institute for Theoretical Physics, Kyoto, Japan*

We show that the Aharonov-Casher phase is a geometric phase that depends on the details of the path taken by a particle having a magnetic moment that is subjected to an electric field. Consequently, it is not a topological phase. The proof of this assertion is obtained by developing a counterexample that illustrates the dependence of the AC phase on the specifics of the path.

Introduction: The Aharonov-Casher (AC) effect occurs when a particle with a magnetic moment moves in the presence of an electric field [1–5]. The AC effect has been observed in a gravitational neutron interferometer [6] and subsequently by fluxon interference of magnetic vortices in Josephson junctions [7], and it has also been measured for electrons [8] and atoms [9, 10]. The AC phase is frequently designated a topological phase, see for example Refs. [1–3], meaning that the phase is not dependent on the details of the path taken by the particles. Here we prove, by presenting a counterexample, that the AC phase is not a topological phase, but rather a geometric phase that depends upon the details of the path taken by the particle. This is in contrast to the Aharonov-Bohm effect [11], which occurs when the path of a charged particle is threaded by a magnetic flux. The Aharonov-Bohm phase is a topological phase; meaning that it depends only on the magnetic flux threading the path and not on the details of the path itself.

The AC phase is determined by the AC phase factor,

$$U_{AC} = \mathcal{P} \exp \left[-\frac{i}{\hbar c} \oint \boldsymbol{\mu} \times \mathbf{E}(\mathbf{r}) \cdot d\mathbf{r} \right], \quad (1)$$

which is in general non-Abelian [4, 12–14]. Here $\boldsymbol{\mu}$ is the magnetic moment of the particle, $\mathbf{E}(\mathbf{r})$ is the local electric field at position \mathbf{r} and the path-ordered integration is over the closed path of the particle. Only under special circumstances is the phase factor Abelian (when the path lies in a plane and the electric field direction is in the same plane). References [1, 2] explicitly consider this special case. Otherwise, the AC phase factor is non-Abelian, and the AC phase depends on the specifics of the path and is therefore not topological.

AC Hamiltonian: As a particular case of the AC effect, we consider a theoretical model system consisting of an uncharged spin-1/2 particle, such as a neutron or an alkali atom, in a waveguide that restricts the particle's movement to a two-dimensional ring. The magnetic moment of the particle is $\boldsymbol{\mu} = g\mu_B\boldsymbol{\sigma}/2$, where $\boldsymbol{\sigma} = (\sigma_x, \sigma_y, \sigma_z)$ is the Pauli spin matrix, moving on a closed path threaded by a line of charge with linear charge density λ . The line of charge is situated in the x - z plane and makes an angle of θ with the z -axis, as illustrated in Fig. 1. Hereafter, we use cylindrical coordinates

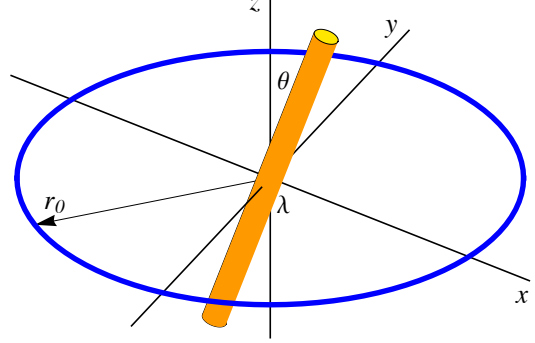


FIG. 1. Path P encircles a line of charge with linear charge density λ . The path is a circle of radius r_0 . The line of charge is situated in the x - z plane and makes an angle of θ with the z -axis.

$\mathbf{r} = (r, \phi, z)$, which are expressed in terms of the Cartesian coordinates (x, y, z) by the equations, $x = r \cos \phi$, $y = r \sin \phi$; the cylindrical basis vectors \mathbf{e}_r , \mathbf{e}_ϕ and \mathbf{e}_z are expressed in terms of the Cartesian basis vectors $\hat{\mathbf{x}}$, $\hat{\mathbf{y}}$ and $\hat{\mathbf{z}}$:

$$\begin{aligned} \mathbf{e}_r &= \cos \phi \hat{\mathbf{x}} + \sin \phi \hat{\mathbf{y}}, \\ \mathbf{e}_\phi &= -\sin \phi \hat{\mathbf{x}} + \cos \phi \hat{\mathbf{y}}, \\ \mathbf{e}_z &= \hat{\mathbf{z}}. \end{aligned}$$

The path is a circle of radius r_0 placed in the x - y plane and centered at the origin of the coordinate system; it is parametrized by the vector-valued function $\mathbf{r}(\phi)$ of the angle ϕ :

$$\mathbf{r}(\phi) = r_0 \cos \phi \hat{\mathbf{x}} + r_0 \sin \phi \hat{\mathbf{y}}. \quad (2)$$

The line of charge generates an electric field $\mathbf{E}(\mathbf{r}(\phi))$ at position $\mathbf{r} = \mathbf{r}(\phi)$ on the path that is given by the following equation:

$$\begin{aligned} \mathbf{E}(\mathbf{r}(\phi)) &= \frac{2\lambda}{r_0} \mathbf{e}_r + \frac{\lambda \sin^2 \theta \sin(2\phi)}{r_0 [\cos^2 \theta \cos^2 \phi + \sin^2 \phi]} \mathbf{e}_\phi \\ &\quad - \frac{\lambda \sin(2\theta) \cos \phi}{r_0 [\cos^2 \theta \cos^2 \phi + \sin^2 \phi]} \mathbf{e}_z. \end{aligned} \quad (3)$$

The particle with mass M , velocity \mathbf{v} , and momentum $\mathbf{p} = M\mathbf{v}$, moving along the path, is subject to an effective

magnetic field $\mathbf{B}(\mathbf{r}(\phi)) = \mathbf{E}(\mathbf{r}(\phi)) \times \mathbf{v}/c$ in its rest frame. Quantum mechanically, the spin-orbit Hamiltonian for the particle can be expressed as follows [15]:

$$H_{\text{so}} = \frac{g\mu_B}{4Mc} \left\{ \mathbf{p} \cdot [\boldsymbol{\sigma} \times \mathbf{E}(\mathbf{r}(\phi))] + [\boldsymbol{\sigma} \times \mathbf{E}(\mathbf{r}(\phi))] \cdot \mathbf{p} \right\}. \quad (4)$$

The momentum operator of a particle moving along path P can be expressed as $\mathbf{p} = \mathbf{e}_\phi p$, where

$$p = -\frac{i\hbar}{r_0} \frac{d}{d\phi}. \quad (5)$$

The free particle kinetic energy Hamiltonian of the particle moving along path P is

$$H_0 = \frac{p^2}{2M}, \quad (6)$$

and the total Hamiltonian, $H = H_0 + H_{\text{so}}$, can be written as

$$H = \frac{1}{2M} \left(p + \frac{\hbar}{r_0} \boldsymbol{\sigma} \cdot \mathbf{B}(\phi) \right)^2 - \frac{\hbar^2}{2Mr_0^2} \mathcal{B}^2(\phi), \quad (7)$$

where the dimensionless vector $\mathbf{B}(\phi)$ is

$$\mathbf{B}(\phi) = \frac{g\mu_B r_0}{2\hbar c} \mathbf{E}(\mathbf{r}(\phi)) \times \mathbf{e}_\phi = \frac{\lambda}{\lambda_0} \left[\mathbf{e}_z + \frac{1}{2} \frac{\sin(2\theta) \cos(\phi)}{\cos^2(\theta) \cos^2(\phi) + \sin^2(\phi)} \mathbf{e}_r \right], \quad (8)$$

the parameter λ_0 has units of the linear charge density, and is given by

$$\lambda_0 = \frac{\hbar c}{g\mu_B}, \quad (9)$$

and $\mathcal{B}(\phi) = |\mathbf{B}(\phi)|$. Note that the dimensionless vector $\mathbf{B}(\phi)$ is independent of the path radius r_0 , but both the magnitude and the direction of the vector $\mathbf{B}(\phi)$ depend on the angle θ .

Bound state wave functions and energies: The wave functions $\Psi(\phi)$ and the energies ϵ of particles that move along path P are found from the Schrödinger equation

$$H \Psi(\phi) = \epsilon \Psi(\phi), \quad (10)$$

where the Hamiltonian H is given in Eq. (7). The wave function satisfies the periodic boundary condition

$$\Psi(\phi + 2\pi) = \Psi(\phi). \quad (11)$$

It is convenient to apply a gauge transformation which simplifies the Hamiltonian H ,

$$\Psi(\phi) = \mathcal{U}(\phi) \tilde{\Psi}(\phi), \quad (12)$$

where the AC phase factor $\mathcal{U}(\phi)$ is a unitary matrix defined as a path-ordered integral:

$$\begin{aligned} \mathcal{U}(\phi) &= \mathcal{P} \exp \left[-i \int_0^\phi \boldsymbol{\sigma} \cdot \mathbf{B}(\phi') d\phi' \right] \\ &\equiv \sum_{n=0}^{\infty} (-i)^n \int_0^\phi \boldsymbol{\sigma} \cdot \mathbf{B}(\phi_1) d\phi_1 \int_0^{\phi_1} \boldsymbol{\sigma} \cdot \mathbf{B}(\phi_2) d\phi_2 \\ &\quad \times \int_0^{\phi_2} \boldsymbol{\sigma} \cdot \mathbf{B}(\phi_3) d\phi_3 \cdots \int_0^{\phi_{n-1}} \boldsymbol{\sigma} \cdot \mathbf{B}(\phi_n) d\phi_n. \end{aligned} \quad (13)$$

The transformed wave function $\tilde{\Psi}(\phi)$ satisfies the simple Schrödinger equation

$$\tilde{H} \tilde{\Psi}(\phi) = \epsilon \tilde{\Psi}(\phi), \quad (14)$$

where

$$\tilde{H} = \mathcal{U}^{-1}(\phi) H \mathcal{U}(\phi) = \frac{p^2}{2M} - \frac{\hbar^2}{2Mr_0^2} \mathcal{B}^2(\phi). \quad (15)$$

The periodic boundary conditions in Eq. (11) imply the following boundary conditions for $\tilde{\Psi}(\phi)$:

$$\tilde{\Psi}(\phi + 2\pi) = \mathcal{U}^{-1}(2\pi) \tilde{\Psi}(\phi). \quad (16)$$

The SU(2) unitary matrix $\mathcal{U}_{\text{AC}} \equiv \mathcal{U}(2\pi)$ [see Eq. (1)] can be represented as

$$\mathcal{U}(2\pi) = e^{-i\varphi_{\text{AC}} \hat{\mathbf{b}} \cdot \boldsymbol{\sigma}}, \quad (17)$$

where φ_{AC} is a real parameter called the Aharonov-Casher (AC) phase, and $\hat{\mathbf{b}}$ is a real unit vector. Hence $\tilde{\Psi}(0)$ is an eigenvector of the matrix $\hat{\mathbf{b}} \cdot \boldsymbol{\sigma}$ with an eigenvalue $\sigma_b = \pm 1$. The AC phase φ_{AC} and the unit vector $\hat{\mathbf{b}}$ can be found from the equations

$$\cos \varphi_{\text{AC}} = \frac{1}{2} \text{Tr} [\mathcal{U}(2\pi)], \quad (18)$$

$$\sin \varphi_{\text{AC}} \hat{\mathbf{b}} = \frac{i}{2} \text{Tr} [\mathcal{U}(2\pi) \boldsymbol{\sigma}], \quad (19)$$

once $\mathcal{U}(2\pi)$ is determined. Both φ_{AC} and $\hat{\mathbf{b}}$ are dependent on the linear charge density λ and the angle θ , and are independent of r_0 . When $\theta = 0$, $\hat{\mathbf{b}}^{(0)} = \hat{\mathbf{z}}$, and $\varphi_{\text{AC}}^{(0)} = 2\pi \lambda/\lambda_0$ [see Eq. (22) below], where the superscript (0) indicates that $\theta = 0$.

Calculation of the Aharonov-Casher phase: In order to calculate the AC phase, we employ the differential equation for $\mathcal{U}(\phi)$:

$$\frac{d\mathcal{U}(\phi)}{d\phi} = -i \boldsymbol{\sigma} \cdot \mathbf{B}(\phi) \mathcal{U}(\phi). \quad (20)$$

As ϕ approaches zero, the matrix $\mathcal{U}(\phi)$ converges to the 2×2 dimensional identity matrix. The derivation of

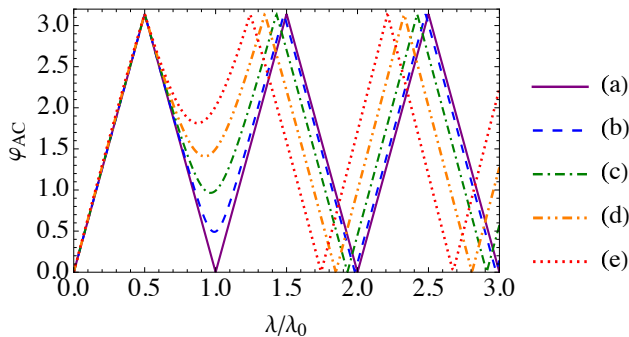


FIG. 2. AC phase φ_{AC} versus the dimensionless variable λ/λ_0 for a variety of values of the angle θ : (a) $\theta = 0$, (b) $\theta = \pi/20$, (c) $\theta = \pi/10$, (d) $\theta = 3\pi/20$ and (e) $\theta = \pi/5$.

Eq. (20) is accomplished by differentiating Eq. (13) with respect to ϕ . Once the matrix $\mathcal{U}(2\pi)$ is determined, the AC phase can be calculated using the equation,

$$\varphi_{AC} = \arccos\left(\frac{1}{2} \text{Tr}[\mathcal{U}(2\pi)]\right). \quad (21)$$

where the arccos function needs to be properly analytically continued (see below).

Figure 2 depicts the AC phase φ_{AC} versus the dimensionless variable λ/λ_0 , which has been numerically calculated, for a variety of values of the angle θ . It can be observed that φ_{AC} is dependent on the angle θ , indicating that it is a *geometrical phase*, rather than a *topological phase*. For example if $\theta = 0$, Eq. (20) takes the form

$$\frac{d\mathcal{U}(\phi)}{d\phi} = -i \frac{\lambda\sigma_z}{\lambda_0} \mathcal{U}(\phi). \quad (22)$$

The AC phase for $\theta = 0$ obtained from this equation is $\varphi_{AC}^{(0)} = 2\pi\lambda/\lambda_0$. Note that $\cos\varphi_{AC}$ is an even function and periodic with period 2π , hence $\varphi_{AC} = \arccos\zeta$ is a multivalued function of a real variable ζ with $-1 \leq \zeta \leq 1$. Therefore, if φ_{AC} is a solution of the equation $\cos\varphi_{AC} = \zeta$, so are the solutions $\varphi_{AC} + 2\pi n$ and $-\varphi_{AC} + 2\pi n$ where n is an integer. The solid purple curve showing the AC phase for $\theta = 0$ in Fig. 2 is a plot of the piecewise function

$$\varphi_{AC}^{(0)} = \begin{cases} 2\pi\left(\frac{\lambda}{\lambda_0} - n\right), & \text{for } n \leq \frac{\lambda}{\lambda_0} < n + \frac{1}{2}, \\ 2\pi\left(n - \frac{\lambda}{\lambda_0}\right), & \text{for } n - \frac{1}{2} \leq \frac{\lambda}{\lambda_0} < n. \end{cases} \quad (23)$$

$\varphi_{AC}^{(0)}$ is periodic with period λ_0 . When $\theta \neq 0$, the AC phase φ_{AC} is not periodic in λ . It increases with λ and approaches π at λ close to $\lambda_0/2$. Thereafter, it decreases, reaches a positive minimum, and then increases. The oscillations of φ_{AC} with increasing λ continues. For large λ , φ_{AC} is almost a linear piecewise function that varies from 0 to π over a large range of λ .

Figure 3 plots the AC phase φ_{AC} versus the angle θ for a variety of values of the linear charge density λ . When

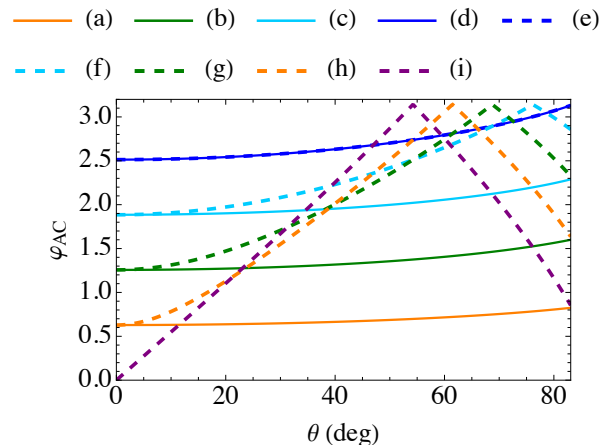


FIG. 3. AC phase φ_{AC} as a function of the angle θ for a variety of values of the linear charge density λ : (a) $\lambda = 0.1\lambda_0$, (b) $\lambda = 0.2\lambda_0$, (c) $\lambda = 0.3\lambda_0$, (d) $\lambda = 0.4\lambda_0$, (e) $\lambda = 0.6\lambda_0$, (f) $\lambda = 0.7\lambda_0$, (g) $\lambda = 0.8\lambda_0$, (h) $\lambda = 0.9\lambda_0$ and (i) $\lambda = \lambda_0$.

θ is zero, $\varphi_{AC}^{(0)}$ is given by Eq. (23). In this case, for linear charge densities within the range $0 \leq \lambda \leq \lambda_0$, the AC phase is symmetric: $\varphi_{AC}^{(0)}(\lambda) = \varphi_{AC}^{(0)}(\lambda_0 - \lambda)$. In particular, $\varphi_{AC}^{(0)}(0) = \varphi_{AC}^{(0)}(\lambda_0) = 0$ and $\varphi_{AC}^{(0)}(\lambda_0/2) = \pi$. In contrast, when θ is non-zero, this symmetry is lifted, and $\varphi_{AC}(\lambda)$ is not a linear function of λ . Clearly, the AC phase depends on θ and is therefore *not topological*.

Summary and Conclusions: We proved by counterexample that the AC phase is not a topological phase; it depends on the details of the path that is threaded by the line of charge. In this sense, the AC phase is different from the Aharonov-Bohm phase, which is topological. However, in the specific case when the path lies in a plane, say the x - y plane, and the electric field direction is in this same plane (i.e., the line of charge is normal to the x - y plane), then the AC phase factor \mathcal{U}_{AC} is Abelian, and the AC phase is independent of the details of the path threaded by the line of charge. In this special case the direction of the effective magnetic field acting on the particle in its rest frame is constant along the closed path. Therefore, it is reasonable to argue that non-topological nature of the AC phase is due to the non-Abelian nature of the AC phase factor.

We thank Professor Yuval Gefen and Professor Lev Weidman for useful comments.

-
- [1] Y. Aharonov, A. Casher, “Topological Quantum Effects for Neutral particles”, *Phys. Rev. Lett.* **53**, 319 (1984).
 - [2] A. S. Goldhaber, “Comment on ‘Topological Quantum Effects for Neutral particles’ ”, *Phys. Rev. Lett.* **62**, 482 (1989).
 - [3] S. Dulat, K. Ma, “Aharonov-Casher and Scalar

- Aharonov-Bohm Topological Effects”, *Phys. Rev. Lett.* **108**, 070405 (2012).
- [4] Y. Avishai, K. Totsuka, N. Nagaosa, “Non-Abelian Aharonov-Casher Phase Factor in Mesoscopic Systems”, *J. Phys. Soc. Japan* **88**, 084705 (2019).
- [5] E. Cohen, H. Larocque, F. Bouchard, F. Nejdattari, Y. Gefen, E. Karimi, “Geometric phase from Aharonov-Bohm to Pancharatnam-Berry and beyond”, *Nature Reviews Physics*, **1**, 437 (2019).
- [6] A. Cimmino, G. I. Opat, A. G. Klein, H. Kaiser, S. A. Werner, M. Arif, R. Clothier, “Observation of the topological Aharonov-Casher phase shift by neutron interferometry”, *Phys. Rev. Lett.* **63**, 380 (1989).
- [7] W. J. Elion, J. J. Wachtors, L. L. Sohn, J. D. Mooij, “Observation of the Aharonov-Casher effect for vortices in Josephson-junction arrays”, *Phys. Rev. Lett.* **71**, 2311 (1993).
- [8] F. Nagasawa, J. Takagi, Y. Kunihashi, M. Kohda, J. Nitta, “Experimental Demonstration of Spin Geometric Phase: Radius Dependence of Time-Reversal Aharonov-Casher Oscillations”, *Phys. Rev. Lett.* **108**, 086801 (2012).
- [9] K. Zeiske, G. Zinner, F. Riehle, J. Helmcke, “Atom interferometry in a static electric field: Measurement of the Aharonov-Casher phase” *Appl. Phys. B* **60**, 205 (1995).
- [10] J. Gillot, S. Lepoutre, A. Gauguier, J. Vigué, and Matthias Büchner, “Measurement of the Aharonov-Casher geometric phase with a separated-arm atom interferometer”, *Eur. Phys. J. D* **68**, 168 (2014).
- [11] Y. Aharonov and D. Bohm, “Significance of electromagnetic potentials in quantum theory”, *Phys. Rev.* **115**, 485 (1959).
- [12] E. Grosfeld, B. Seradjeh, S. Vishveshwara, “Proposed Aharonov-Casher interference measurement of non-Abelian vortices in chiral p -wave superconductors”, *Phys. Rev. B* **83**, 104513 (2011).
- [13] Y. Wu, H. Jiang, H. Chen, H. Liu, J. Liu, X. C. Xie, “Non-Abelian braiding in spin superconductors utilizing the Aharonov-Casher effect”, *Phys. Rev. Lett.* **128**, 106804 (2022).
- [14] T. T. Wu and C. N. Yang, “Concept of nonintegrable phase factors and global formulation of gauge fields”, *Phys. Rev. D* **12**, 3845 (1975).
- [15] Y. B. Band and Y. Avishai, “Quantum Mechanics with Applications to Nanotechnology and Information Science”, (Elsevier, Oxford, 2013).